

Coding theory for noiseless channels realized by anonymous oblivious mobile robots

Yukiko Yamauchi* Masafumi Yamashita†

Abstract

We propose an information transmission scheme by a swarm of anonymous oblivious mobile robots on a graph. The swarm of robots travel from a sender vertex to a receiver vertex to transmit a symbol generated at the sender. The codeword for a symbol is a pair of an initial configuration at the sender and a set of terminal configurations at the receiver. The set of such codewords forms a code. We analyze the performance of the proposed scheme in terms of its code size and transmission delay. We first demonstrate that a lower bound of the transmission delay depends on the size of the swarm, and the code size is upper bounded by an exponent of the size of the swarm. We then give two algorithms for a swarm of a fixed size. The first algorithm realizes a near optimal code size with a large transmission delay. The second algorithm realizes an optimal transmission delay with a smaller code size. We then consider information transmission by swarms of different sizes and present upper bounds of the expected swarm size by the two algorithms. We also present lower bounds by Shannon's lemma and noiseless coding theorem.

Keyword: Mobile robots, information transmission, coding theory.

1 Introduction

Memory is indispensable to a computer system to demonstrate its computation ability. Its importance does not diminish in a distributed system. We thus tend to guess that a distributed system lacking memory can solve no problems but trivial ones. A *swarm* of anonymous oblivious mobile robots is a distributed system whose components called robots move on a continuous space or a graph. It is typically characterized by the lack of identifiers and common and local memories. Contrary to the guess, in spite of the absence of memory, it has been shown to have rich ability to solve a variety of problems (e.g., [2, 4, 5, 7, 8, 9, 10, 11, 14, 17, 18, 22, 23, 24, 25, 26, 27, 28]). In order to solve those problems, the robots indeed need to “remember” key information to solve a problem such as the current search direction in exploration [2, 8, 13, 14], the currently agreed common coordinate system in pattern formation [18, 24, 25, 28, 27, 26], and the current phase in forming a sequence of patterns [7]. A main idea to make up the lack of memory is to use “external memory” composed of the locations of all robots, i.e., its (global) configuration, and the information that the robots need to remember is embedded in the current configuration. However for the robots to keep external memory stable is by no means easy, and interesting tricks have been developed to realize the idea based on concepts such as the smallest enclosing circle [11, 17, 18, 22, 24, 25, 28], the rotation group [26, 27] and the Fermat point

*Corresponding author. Faculty of Information Science and Electrical Engineering, Kyushu University, Japan. E-mail: yamauchi@inf.kyushu-u.ac.jp

†Faculty of Information Science and Electrical Engineering, Kyushu University, Japan. E-mail: mak@inf.kyushu-u.ac.jp

[4]. Proposing a suitable external memory is thus considered to be a key in the design of algorithm for a swarm of anonymous oblivious mobile robots.

This paper investigates an information transmission problem on a graph, which asks an algorithm to transmit information from a sender to a receiver by using a swarm of anonymous oblivious mobile robots moving on the graph, and analyzes the bounds on the amount of information that the swarm of robots can carry in its external memory and the transmission delay.

Let $G = (V, E)$ be a connected undirected (possibly infinite) graph with two distinguished vertices u_S and u_R called the *sender* and the *receiver*, respectively. We want to transmit a symbol s in $S = \{s_1, s_2, \dots, s_\alpha\}$ from u_S to u_R by using a swarm of anonymous oblivious mobile robots on G , where the probability that $s = s_i$ is p_i . Sometimes we assume that the distance between u_S and u_R is sufficiently larger than α and/or the number k of the robots to reduce possible disturbance caused by boundary conditions in analyses.

Each vertex of G can accommodate at most one robot of the swarm. Thus the *configuration* of the swarm is represented by a subset U of V . Any configuration of the swarm must be connected; $\mathcal{C} = \{U \mid G[U] \text{ is connected}\}$ denotes the set of all connected configurations, where $G[U]$ is the subgraph of G induced by U . When the current configuration is C , a robot r at $u \in C$ can move to one of its neighbors $v \notin C$ if the next configuration $(C \setminus \{u\}) \cup \{v\}$ is also connected. At most one robot can move at one time step. The *behavior* of the swarm of robots is determined by a deterministic algorithm, which specifies the next configuration by choosing a robot to move and its destination. The input of the algorithm is the current configuration. Thus the behavior of the swarm is always deterministic. A configuration C is said to be *initial* (resp. *terminal*) if $u_S \in C$ (resp. $u_R \in C$). The sets $\mathcal{C}_I = \{C \in \mathcal{C} \mid u_S \in C\}$ and $\mathcal{C}_T = \{C \in \mathcal{C} \mid u_R \in C\}$ denote the sets of initial and terminal configurations, respectively.

Let $\mathcal{A} = \{A_k \mid k = 1, 2, \dots\}$ be a set of algorithms, where A_k is an algorithm for the swarm of k robots. For an initial configuration $C_0 \in \mathcal{C}_I$, where $|C_0| = k$, the behavior C_0, C_1, \dots of the swarm of k robots under A_k may eventually reach $C_d \in \mathcal{C}_T$ for the first time. In this case we define that $\tau(C_0) = C_d$ and the transmission delay is d . Otherwise, $\tau(C_0) = \perp$. Suppose that there are α initial configurations $C_0^1, C_0^2, \dots, C_0^\alpha$ such that $\tau(C_0^i) \neq \perp$ for $i = 1, 2, \dots, \alpha$ and $\tau(C_0^i) \neq \tau(C_0^j)$ for all $1 \leq i < j \leq \alpha$. Assuming that both u_S and u_R are accessible to the list of pairs $(C_0^i, \tau(C_0^i))$ for $i = 1, 2, \dots, \alpha$, we can transmit a symbol $s_i \in S$ as follows:

1. The sender initializes the swarm of k_i robots by moving the robots to the vertices in C_0^i and starts algorithm A_{k_i} , where $k_i = |C_0^i|$.
2. The receiver recognizes $\tau(C_0^i)$ when a robot reaches u_R , and knows that the sender transmitted s_i .

Here we assume that the sender has a bag of infinitely many robots and can initialize the swarm of any number of robots, and the receiver recognizes $\tau(C_0^i)$ as soon as a robot reaches u_R . In this paper, we fix this information transmission scheme and analyze its performance.

Given a set of algorithms \mathcal{A} , the performance of the scheme mainly depends on the selection of an initial configuration C_0^i for each s_i . A simple approach is to choose configurations with the same size k . That is, $k_i = k$ for all $i = 1, 2, \dots, \alpha$. We first investigate this approach. Let μ_{A_k} be the maximum number such that there are μ_{A_k} initial configurations $C_0^1, C_0^2, \dots, C_0^{\mu_{A_k}}$ with size k satisfying $\tau(C_0^i) \neq \tau(C_0^j)$ for all $1 \leq i < j \leq \mu_{A_k}$. Then we are interested in upper and lower bounds on μ_{A_k} and μ_k , where $\mu_k = \max_{A_k} \mu_{A_k}$ denotes the maximum amount of information that the swarm of k robots can carry in external memory under this information transmission scheme.

However, assigning all symbols to initial configurations with the same size is not always a good approach from the view of transmission delay, since the value of k_0 that satisfies $\mu_{k_0} \geq \alpha$ can be large and, as we will show later, the transmission delay is roughly greater than $\text{dist}(u_S, u_R)k_0$ where $\text{dist}(u_S, u_R)$ is the distance between u_S and u_R (i.e., the number

of edges in the shortest path connecting them). Let k_i be the size of C_0^i assigned to s_i for $i = 1, 2, \dots, \alpha$. Then we are interested in upper and lower bounds on the average size $K^* = \sum_{i=1}^{\alpha} p_i k_i$, since there is a chance that $K^* < k_0$ holds for some \mathcal{A} . The reduction of K^* contributes to the reduction of energy, as well as the reduction of transmission delay, whose lower bound is roughly estimated by $\text{dist}(u_S, u_R)K^*$. However, its upper bound still heavily depends on \mathcal{A} .

We mainly investigate information transmission on *8-grids* $G_8(m, n) = (\mathbb{Z}_{m,n}^2, N_8)$, where $\mathbb{Z}_{m,n}^2 = \{(i, j) \in \mathbb{Z} \times \mathbb{Z} \mid 0 \leq i \leq m-1, 0 \leq j \leq n-1\}$ and $N_8 = \{((i, j), (i', j')) \in \mathbb{Z}_{m,n}^2 \times \mathbb{Z}_{m,n}^2 : (|i - i'| \leq 1) \wedge (|j - j'| \leq 1) \wedge ((i, j) \neq (i', j'))\}$.

Our contributions. Our contributions can be summarized as follows:

1. We present exponential upper bounds of μ_k on general graphs and 8-grids.
2. Focusing on “narrow” channel realized by $G_8(m, 2)$, we present two algorithms that promises exponential code size to a fixed swarm size k . The first algorithm promises a near optimal code size 2^{k-14} , but has a large transmission delay. The second algorithm promises a near optimal transmission delay, but has a smaller code size $2^{\lfloor k/2 \rfloor}$.
3. We step into the second approach with these two algorithms and show upper bounds of the expected swarm size.
4. We finally analyze lower bounds of the expected swarm size based on the Shannon’s lemma and noiseless coding theory.

Related works. Study of information transmission by a binary (or q -ary) code is a main stream in computer science known as information theory (or coding theory). It is a fully developed research area, and there are many standard textbooks (e.g., [6]). One can notice the similarity between the first approach and the equal-length coding, and the second one and the variable-length coding. Our results are also related with Shannon’s source coding theorem, which relates the optimal average code length with the entropy of the information source.

Information transmission on a graph by a swarm of anonymous oblivious mobile robots has not been investigated to the best of our knowledge although, including a swarm of mobile robots, distributed systems consisting of mobile entities have been extensively investigated in the last couple of decades. Two survey books [15, 16] include their models and algorithms to solve typical problems such as gathering and convergence [4, 23, 24], pattern formation [11, 17, 18, 24, 25, 27, 28], scattering and covering [5, 10, 20, 21], flocking and marching [1, 3, 19, 29], and searching and exploration [2, 8, 13, 14].

A main theme in these studies is to solve the problems without using memory, partly motivated by a challenge to prejudice that those systems cannot solve non-trivial problems and partly because memoryless algorithms are usually strong against transient failures [12]. For example, exploration of a finite square grid by a metamorphic robot of size 5 is proposed [13]. The metamorphic robot consists of 5 anonymous oblivious mobile robots (called *modules* in the literature) and remembers the current search direction (i.e., right, left, up or down) in its configuration during the exploration. In the existing pattern formation algorithms for anonymous oblivious mobile robots, in order to control the move order among the anonymous robots, they agree on a common coordinate system and remember it in external memory [11, 17, 18, 24, 25, 27]. In each of the oblivious algorithms one can find a trick to maintain external memory.

Organization of the paper. We define the swarm of anonymous oblivious robots on a graph and formalize the noiseless communication channel realized by the swarm with an algorithm in Section 2. Section 3 first presents an upper bound of $\mu_{G_8(m,n),k}$. Then, we present two algorithms for information transmission by a swarm of fixed size. We consider the second approach in Section 4 with the two algorithms and present lower and upper bounds

of the expected swarm size. We conclude this paper with Section 5 which also includes future directions and open problems.

2 Preliminaries

2.1 Swarm of anonymous oblivious mobile robots

Let $G = (V, E)$ be a simple connected undirected graph. For $u \in V$, $N_G(u)$ denotes the set of neighbors of u in G , and for a subset $U \subseteq V$, $G[U]$ denotes the subgraph of G induced by U . For two vertices $u, v \in V$, $dist_G(u, v)$ denotes the distance between u and v . We define two infinite regular graphs. Let \mathbb{Z} be the set of integers. The 4-grid is an infinite graph $G_4 = (\mathbb{Z}^2, N_4)$, where $N_4 = \{((i, j), (i', j')) \in \mathbb{Z}^2 \times \mathbb{Z}^2 \mid ((i = i') \wedge (|j - j'| = 1)) \vee ((|i - i'| = 1) \wedge (j = j'))\}$ and the 8-grid is an infinite graph $G_8 = (\mathbb{Z}^2, N_8)$, where $N_8 = \{((i, j), (i', j')) \in \mathbb{Z}^2 \times \mathbb{Z}^2 \mid (|i - i'| \leq 1) \wedge (|j - j'| \leq 1) \wedge ((i, j) \neq (i', j'))\}$.

We consider a swarm $R = \{r_1, r_2, \dots, r_k\}$ of anonymous oblivious mobile robots on G . We use the indices just for description since a robot is anonymous. A robot is *oblivious*, which means that it does not have memory to remember information obtained in the past. A vertex of G can accommodate at most one robot at each time step, and the set of vertices $C \subseteq V$ that accommodate robots is called the *configuration* of R . We say that a configuration C is *connected* if $G[C]$ is connected. A robot r at $u \in V$ can move to a vertex $v \in N_G(u) \setminus C$ through edge (u, v) if the new configuration $C(u; v) = (C \setminus \{u\}) \cup \{v\}$ obtained by this movement of r is connected. In what follows, we always assume that a configuration means a connected one. By \mathcal{C} we denote the set of (connected) configurations C .

Each robot $r \in R$ knows G and is aware of the vertex u it resides. It repeats a Look-Compute-Move cycle once initialized. In each Look-Compute-Move cycle, it first observes the positions of other robots on G in Look phase. The visibility range is finite, but is large enough to observe all the robots, so that r_i recognizes the current configuration C . In Compute phase, given C and u as inputs, a common deterministic algorithm A (on r) computes its next position v in such a way that $C(u; v)$ is connected, where $v = u$ is possible and it means to stay at u . In this paper, we assume that A outputs $v = u$ on all robots r but one.¹ Finally, it moves to v through (u, v) in Move phase. Observe that an oblivious robot which does not have memory (except the input buffer of A for C and u , and the work space for A) can execute A .

We consider discrete time $0, 1, 2, \dots$. Given an algorithm A and an initial configuration $C_0 \in \mathcal{C}_k$, all robots are initialized at time 0, and synchronously execute a Look-Compute-Move cycle in each time step. Then A chooses a single robot r at a vertex $u \in C_0$ and moves it to one of its neighbors v to yield a configuration $C_1 = C_0(u; v)$ at time 1. The swarm of robots repeats this process and yields configurations C_2, C_3, \dots . We call the evolution of configurations, i.e., $\mathcal{B} = C_0, C_1, C_2, \dots$, the *behavior* of algorithm A from an initial configuration C_0 . Since A is deterministic, \mathcal{B} from C_0 under A is uniquely determined.

2.2 Graph as a noiseless communication channel

We investigate information transmission from the *sender* $u_S \in V$ to the *receiver* $u_R \in V$ by a swarm of robots, i.e., we regard G as a communication channel. The sender u_S is a memoryless information source that generates a symbol in $S = \{s_1, s_2, \dots, s_\alpha\}$, where s_i is generated with probability $P(s_i) = p_i$ for each $i = 1, 2, \dots, \alpha$. Thus $\sum_{i=1}^{\alpha} p_i = 1$. Let \mathcal{C}_I be the set of configurations that contain u_S and \mathcal{C}_T be the set of configurations that contains u_R . With each symbol s_i , we associate a configuration $\gamma_I(s_i) \in \mathcal{C}_I$ and a set of configurations $\gamma_T(s_i) \subseteq \mathcal{C}_T$, and regard the pair $(\gamma_I(s_i), \gamma_T(s_i))$ as the *codeword* of s_i . Here $\gamma_I(s_i) \neq \gamma_I(s_j)$

¹ Since all robots know G and C , A on all robots can choose the same vertex $u \in C$ to move the robot at u to a different vertex $v \in N_G(u) \setminus C$. Algorithm A may output $v = u$ on all robots r .

and $\gamma_T(s_i) \cap \gamma_T(s_j) = \emptyset$, for any $i \neq j$. To send s_i from u_S , as explained in Section 1, R is initialized with $\gamma_I(s_i)$ at u_S . When a configuration C_d of R in $\gamma_T(s_i)$ is reached, $u_R \in C_d$ receives s_i . We call the pair $\gamma = \langle \gamma_I, \gamma_T \rangle$ code of S , and $|\gamma|$, which is the size of γ , is the size α of S .

Now we consider a coding scheme with an algorithm A . Let $\mathcal{B} = C_0, C_1, \dots$ be a behavior of R under A . We define a function $\tau_A : \mathcal{C}_I \rightarrow \mathcal{C}_T \cup \{\perp\}$ as follows: If \mathcal{B} eventually reaches a configuration $C_d \in \mathcal{C}_T$ for the first time, then $\tau_A(C_0) = C_d$. We call d the *transmission delay*. Otherwise, if \mathcal{B} does not reach a configuration in \mathcal{C}_T forever, then $\tau_A(C_0) = \perp$. We say algorithm A realizes code γ if $\tau_A(\gamma_I(s_i)) \in \gamma_T(s_i)$ for each $i = 1, 2, \dots, |\gamma|$. Let $\mu_A = |\{\tau_A(C) \mid C \in \mathcal{C}_I\} \setminus \{\perp\}|$.

Theorem 1 *Let A be any algorithm.*

1. *There is a code γ with $|\gamma| = \mu_A$ which is realizable by A .*
2. *There is no code γ with $|\gamma| = \mu_A + 1$ which is realizable by A .*

Proof. As for 1, we construct a code $\gamma^A = \langle \gamma_I^A, \gamma_T^A \rangle$ with $|\gamma^A| = \mu_A$ realizable by A as follows: Let $S_{\mu_A} = \{s_1, s_2, \dots, s_{\mu_A}\}$. By definition, there are μ_A configurations $C_0^1, C_0^2, \dots, C_0^{\mu_A}$ in \mathcal{C}_I such that $\tau_A(C_0^i) \neq \perp$ for all $i = 1, 2, \dots, \mu_A$ and $\tau_A(C_0^i) \neq \tau_A(C_0^j)$ for all $1 \leq i < j \leq \mu_A$. We then define $\gamma_I^A(s_i) = C_0^i$ and $\gamma_T^A(s_i) = \{\tau_A(C_0^i)\}$ for $i = 1, 2, \dots, \mu_A$. It is easy to observe that γ^A is indeed a code of size μ_A .

As for 2, suppose that there exists a code $\gamma = \langle \gamma_I, \gamma_T \rangle$ with $|\gamma| = \mu_A + 1$ to derive a contradiction. Since $|\gamma| = \mu_A + 1 > \mu_A$, there are two symbols s_i and $s_j (\neq s_i)$ such that $\tau_A(\gamma_I(s_i)) = \tau_A(\gamma_I(s_j))$, a contradiction.

The proof of Theorem 1 gives a construction method to construct code γ^A from algorithm A . The transmission delay of γ^A depends on the choice of $\gamma_I^A(s_i) \in \mathcal{C}_I$ for each $s_i \in S_{\mu_A}$; any C such that $\tau_A(C) = \tau_A(\gamma_I^A(s_i))$ can be chosen instead. Let $d_A(C)$ be the transmission delay of the behavior of R starting from C under A . To reduce the transmission delay of γ^A , it is natural to choose an initial configuration C that minimizes $d_A(C)$, and we thus assume that such a C is chosen in the construction of γ^A . Then the transmission delay d_{γ^A} of γ^A is $\max_{s_i \in S_{\mu_A}} d_A(\gamma_I^A(s_i))$. We are interested in the maximization of μ_A and the minimization of d_A .

Let $\mu_{N,k} = \max_A \mu_A$ and $d_{N,k} = \min_A d_A$, where $d_A = \max_{C: \tau_A(C) \neq \perp} d_A(C)$ and $N = \langle G, u_S, u_R \rangle$.

2.3 General graphs

Since $\mu_{N,1} = 1$, we assume $k \geq 2$ in what follows. We also assume $\text{dist}_G(u_S, u_R) \geq k$, i.e., $\mathcal{C}_I \cap \mathcal{C}_T = \emptyset$. Indeed we are interested in the case where $\text{dist}_G(u_S, u_R) \gg k$.

Observation 2 *For any $N = \langle G, u_S, u_R \rangle$, $\mu_{N,k} \leq |\mathcal{C}_I|$.*

Theorem 3 *Let $N = \langle G, u_S, u_R \rangle$ with $\text{dist}_G(u_S, u_R) \geq k$. If G has a cut vertex whose removal disconnects u_S and u_R , then $\mu_{N,k} = 0$, that is, $\tau_A(C_0) = \perp$ for any algorithm A and any configuration $C_0 \in \mathcal{C}_I$.*

Proof. To derive a contradiction, we assume that there is an algorithm A and a configuration $C_0 \in \mathcal{C}_I$ such that the behavior $\mathcal{B} = C_0, C_1, \dots$ of R under A eventually reaches a configuration $C_d \in \mathcal{C}_T$. Let $v \in V$ be a cut vertex of G whose removal from G disconnects u_S and u_R . Thus $G[V \setminus \{v\}]$ consists of more than one connected components. Let $G_1 = (V_1 \setminus \{v\}, E_1)$ be the one that contains u_S . We first assume $C_0 \subseteq V_1$. Let t be the smallest index such that $C_t \subseteq V_1$ and $C_{t+1} \not\subseteq V_1$. Then there is a vertex $w \in V \setminus V_1$ such that $w \in C_{t+1}$ and $(v, w) \in E$, and the robot at v at t moves to w . It is a contradiction since $v \notin C_{t+1}$ and hence C_{t+1} is not connected.

Next assume that $C_0 \not\subseteq V_1$. Since $\text{dist}_G(u_S, u_R) \geq k$, there is a time instant t such that the robot r at v moves for the first time. Then C_{t+1} is not connected since $v \notin C_{t+1}$, and a contradiction is derived.

Theorem 4 *Let $N = \langle G_d, u_S, u_R \rangle$ with $\text{dist}_{G_d}(u_S, u_R) \geq k$. Then $\mu_{N,k} = 0$, that is, for any algorithm A and for any configuration $C_0 \in \mathcal{C}_I$, $\tau_A(C_0) = \perp$.*

Proof. To derive a contradiction, we assume that there is an algorithm A and a configuration $C_0 \in \mathcal{C}_I$ such that the behavior $B = C_0, C_1, \dots$ of R under A eventually reaches a configuration $C_d \in \mathcal{C}_T$. Since $\text{dist}_G(u_S, u_R) \geq k$, $d \geq 1$ and $|i_R - i_S| + |j_R - j_S| \geq k$, where $u_S = (i_S, j_S)$ and $u_R = (i_R, j_R)$. We assume without loss of generality that $i_R > i_S$ and $j_R \geq j_S$.

For configuration C_t , let $x_{\max}(t) = \max\{i \mid (i, j) \in C_t\}$ and $y_{\max} = \max\{j \mid (i, j) \in C_t\}$. If $x_{\max}(0) \geq i_R$, then $j_S \leq y_{\max} < j_R$. Thus either $i_S \leq x_{\max}(0) < i_R$ or $j_S \leq y_{\max}(0) < j_R$ holds. We assume without loss of generality that $i_S \leq x_{\max} < i_R$.

Let t be the smallest index such that $x_{\max}(0) + 1 = x_{\max}(t)$ holds. That is, $x_{\max}(t-1) = x_{\max}(0)$. Suppose that the robot r at vertex $u \in C_{t-1}$ moves. Then C_t is not connected, since r is the only robot with x -coordinate $x_{\max}(0) + 1$ in C_t and $u \notin C_t$.

Theorem 5 *Let G be a finite graph and $N = \langle G, u_S, u_R \rangle$. Then, $\mu_{N,k}$ and $d_{N,k}$ are computable.*

Proof. We consider the transition diagram (i.e., directed graph) $X = (\mathcal{C} \cup \{v_S, v_R\}, F)$ of the swarm on G , where $(C, C') \in F$ if and only if 1) there are $u \in C$ and $v \in C'$ such that $C' = C(u; v)$, 2) $C = v_S$ and $C' \in \mathcal{C}_I$, or 3) $C \in \mathcal{C}_T$ and $C' = v_R$. Then $\mu_{N,k}$ is the size of the maxflow of X from v_S to v_R .

As for $d_{N,k}$, there are only a finite number of different sets Π of $\mu_{N,k}$ disjoint paths connecting v_S and v_R . By comparing the length of the longest path in each Π , we can calculate $d_{N,k}$.

By Theorem 5, we can design an optimal algorithm A to achieve $\mu_{N,k}$ such that A makes R follow one of the $\mu_{N,k}$ disjoint paths connecting v_S and v_R . Although an optimal A exists, for a general N , it is in generally hard to explicitly describe A and to estimate $\mu_{N,k}$ or $d_{N,k}$. However, we have the following rather obvious upper bound of $d_{N,k}$ when the distance between u_S and u_R is large.

Theorem 6 *Let G be a finite graph and $N = \langle G, u_S, u_R \rangle$, where $\text{dist}_G(u_S, u_R) \geq 2k - 1$ and $C_0 \cap C_d = \emptyset$ for any $C_0 \in \mathcal{C}_I$ and $C_d \in \mathcal{C}_T$. Then $d_{N,k} \geq k(\text{dist}_G(u_S, u_R) - 2(k - 1))$.*

Proof. For any algorithm A , let $\mathcal{B} = C_0, C_1, C_2, \dots$ be the behavior from any initial configuration $C_0 \in \mathcal{C}_I$ under A . We assume that \mathcal{B} eventually reaches a configuration $C_d \in \mathcal{C}_T$. For each robot $r_i \in R$, let x_i and y_i be the vertices that it resides at time 0 and d , respectively. Thus $x_i \in C_0$ and $y_i \in C_d$. Obviously $\text{dist}_G(u_S, x_i) \leq k - 1$ and $\text{dist}_G(u_R, y_i) \leq k - 1$. Hence each robot moves at least $\text{dist}_G(u_S, u_R) - 2(k - 1)$ until time d , which implies that $d_A(C_0) \geq k(\text{dist}_G(u_S, u_R) - 2(k - 1))$.

The general policy to construct a code with a small transmission delay is to use a swarm with a small number of robots.

3 Finite 8-grids

We investigate 8-grids in the rest of this paper. Let $\mathbb{Z}_{m,n}^2 = \{(i, j) \in \mathbb{Z} \times \mathbb{Z} \mid 0 \leq i \leq m - 1, 0 \leq j \leq n - 1\}$ and $G_8(m, n) = G_8[\mathbb{Z}_{m,n}^2]$. Clearly, $\mu_{\langle G_8(m,1), u_S, u_R \rangle, k} = 0$ and $d_{\langle G_8(m,1), u_S, u_R \rangle, k} = \infty$ for any $m > k \geq 2$. We illustrate a swarm in a 2D square grid instead of $G_8(m, n)$. Each cell of the square grid is associated with the underlying x - y coordinate

system and each vertex $(i, j) \in G_8(m, n)$ corresponds to cell (i, j) . Hence $N_{G_8(m, n)}((i, j))$ corresponds to the eight adjacent cells, i.e., $(i+1, j)$, $(i+1, j+1)$, $(i, j+1)$, $(i-1, j+1)$, $(i-1, j)$, $(i-1, j-1)$, $(i, j-1)$, $(i+1, j-1)$. We call the cells $\{(i, j) \mid i = 0, 1, 2, \dots, m-1\}$ the j th row and the cells $\{(i, j) \mid j = 0, 1, 2, \dots, n-1\}$ the i th column. For the sake of simplicity, we assume $u_S = (0, 0)$ and $u_R = (m-1, 0)$.

3.1 Upper bound of $\mu_{G_8(m, n), k}$

We derive an upper bound of $\mu_{G_8(m, n), k}$ by estimating the size $|\mathcal{C}_I|$ of initial configurations by Observation 2. Since u_S and u_R are fixed when $G_8(m, n)$ is given, instead of $N = \langle G_8(m, n), u_S, u_R \rangle$, we omit u_S and u_R to denote $\mu_{G_8(m, n), k}$.

Lemma 7 *For any u_S and u_R , the number of initial configurations of G_8 is at most $2^{6(k-1)}$.*

Proof. Let $C \in \mathcal{C}_I$ be any initial configuration. Consider the depth first traversal of an arbitrary spanning tree of $G[C]$ rooted at u_S . The track is represented by a sequence of the eight types of movements, $(+1, 0)$, $(+1, +1)$, $(0, +1)$, $(-1, +1)$, $(-1, 0)$, $(-1, -1)$, $(0, -1)$, and $(+1, -1)$. Thus any configuration $C \in \mathcal{C}_I$ is represented by a sequence of movements whose length is $2(k-1)$. Hence $|\mathcal{C}_I| < 8^{2(k-1)} = 2^{6(k-1)}$.

Corollary 8 *For any $m, n \geq 1$, $\mu_{G_8(m, n), k} \leq 2^{6(k-1)}$.*

Proof. The number of initial configurations in $G_8(m, n)$ is obviously not greater than that of $N = \langle G_8, u_S, u_R \rangle$.

When $n = 2$, we can obtain a better bound of $\mu_{G_8(m, 2), k}$. A trivial upper bound of $\mu_{G_8(m, 2), k}$ is 3^k , since $|\mathcal{C}_I| \leq 3^k$ and each column of any initial configuration in \mathcal{C}_I must contain at least one robot to keep the connectivity.

Lemma 9 *If $m \geq k$, $\mu_{G_8(m, 2)} < (1 + \sqrt{2})^k$.*

Proof. Recall that $u_S = (0, 0)$ and $u_R = (m-1, 0)$. Let \mathcal{C}_I be the set of initial configurations of the swarm of k robots on $G_8(m, 2)$. There are two types of configurations in \mathcal{C}_I :

1. The set of configurations $C \in \mathcal{C}_I$ such that $(0, 1) \notin C$.
2. The set of configurations $C \in \mathcal{C}_I$ such that $(0, 1) \in C$.

Note that $(0, 0) \in C$ for any $C \in \mathcal{C}_I$ by definition. Let n_k be the number of configurations such that the 0th column contains at least one robot. Such a configuration may not contain $(0, 0)$. We have the following recurrence formula:

$$n_k = 2n_{k-1} + n_{k-2},$$

with $n_1 = 2$ and $n_2 = 5$. We can calculate the general term n_k using a standard method. Since the two roots of equation $x^2 - 2x - 1 = 0$ are $1 \pm \sqrt{2}$, we have two equations

$$\begin{aligned} n_k - (1 - \sqrt{2})n_{k-1} &= (1 + \sqrt{2})^{k-2}(3 + 2\sqrt{2}), \quad \text{and} \\ n_k - (1 + \sqrt{2})n_{k-1} &= (1 - \sqrt{2})^{k-2}(3 - 2\sqrt{2}). \end{aligned}$$

Thus

$$n_k = \frac{3 + 2\sqrt{2}}{2\sqrt{2}}(1 + \sqrt{2})^{k-1} - \frac{3 - 2\sqrt{2}}{2\sqrt{2}}(1 - \sqrt{2})^{k-1}.$$

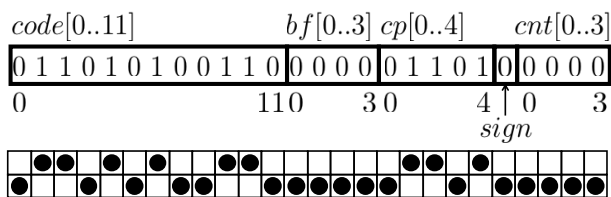


Figure 1: Illustration of Algorithm ALG_1 for $G_8(m, 2)$. It illustrates a configuration in the canonical state. The array top is an array representation of the configuration bottom.

Since $|C_I| = n_{k-1} + n_{k-2}$,

$$\begin{aligned}
 |C_I| &= \frac{3 + 2\sqrt{2}}{2\sqrt{2}} \left((1 + \sqrt{2})^{k-2} + (1 + \sqrt{2})^{k-3} \right) - \frac{3 - 2\sqrt{2}}{2\sqrt{2}} \left((1 - \sqrt{2})^{k-2} + (1 - \sqrt{2})^{k-3} \right) \\
 &= \sqrt{2} \left(1 + \frac{3}{2\sqrt{2}} \right) (1 + \sqrt{2})^{k-2} + \sqrt{2} \left(1 + \frac{3}{2\sqrt{2}} \right) (1 - \sqrt{2})^{k-2} \\
 &< \sqrt{2}(1 + \sqrt{2})^{k-1} + \sqrt{2}(1 + \sqrt{2}) \\
 &< (1 + \sqrt{2})^{k-1}(1 + \sqrt{2}) \\
 &= (1 + \sqrt{2})^k.
 \end{aligned}$$

3.2 Lower bound of $\mu_{G_8,k}$

We present an algorithm ALG_1 on $G_8(m, 2)$ by which we can construct a code γ with size $|\gamma| = 2^{k-14}$. Thus $2^{k-14} \leq \mu_{G_8(m,2),k} \leq \mu_{G_8(m,n),k} \leq \mu_{(G_8,u_S,u_R),k}$ hold for any $n \geq 2$. Referring to Lemma 9, ALG_1 produces a code with a near optimal code size 2^{k-14} . However, the transmission delay of the code is not so good. We hence propose another algorithm ALG_2 by which we can produce a code with an optimal transmission delay, in the next subsection, although its code size is small and $2^{\lfloor k/2 \rfloor}$.

Algorithm ALG_1 divides the swarm into a codeword and a controller. Roughly, the codeword is external memory to remember the codeword of the symbol transmitted, and the controller, which is placed following the codeword, is used to keep the external memory stable. The controller consists of 14 robots, which is further divided into a buffer consisting of four robots, a temporal memory consisting of five robots, a signal consisting of one robot, and a counter consisting of four robots.

In the canonical state, the configuration C contains exactly one robot at each column as illustrated in Figure 1. Algorithm ALG_1 shifts C right by *two* (not one) columns. Suppose that the leftmost cell of C is in the column i_s . Then the rightmost cell is in the column $(i_s + k - 1)$. The leftmost $(k - 14)$ robots in C represents the symbol it is transmitting. We can thus transmit one of 2^{k-14} symbols or, in other words, this part can be regarded as memory of $(k - 14)$ bits, by associating the robot in row 0 (resp. row 1) with 0 (resp. 1). The configuration in Figure 1 is thus transmitting a binary sequence 011010100110.

We regard the swarm as a sequence of arrays whose element can take 0 or 1; the codeword array $code[0..k-15]$, followed by the buffer array $bf[0..4]$, the temporal memory array $cp[0..4]$, the signal array $sign[0]$, and the counter array $cnt[0..3]$ (Figure 1).

Starting from a configuration in the canonical state, ALG_1 changes the bits in $code[0..k-1]$ one by one, and shifts the swarm right by two columns when the configuration returns to the canonical state. Here it is worth noting that a bit may be changed more than once.

First, $cp[0..4]$ copies $code[0..4]$ and two robots in $code[0..1]$ move to make a “wave”. There are at most two columns containing two robots during the shift procedure. When there are




Figure 2: Illustrations of a right shift by 2 columns realized under Algorithm ALG_1 . Only its core part is illustrated. A robot represented by a black circle is stationary, while a one represented by a white circle moves to yield a new configuration. The controller and the wave are synchronized by the values of $(head - tail)$ and $sign$.

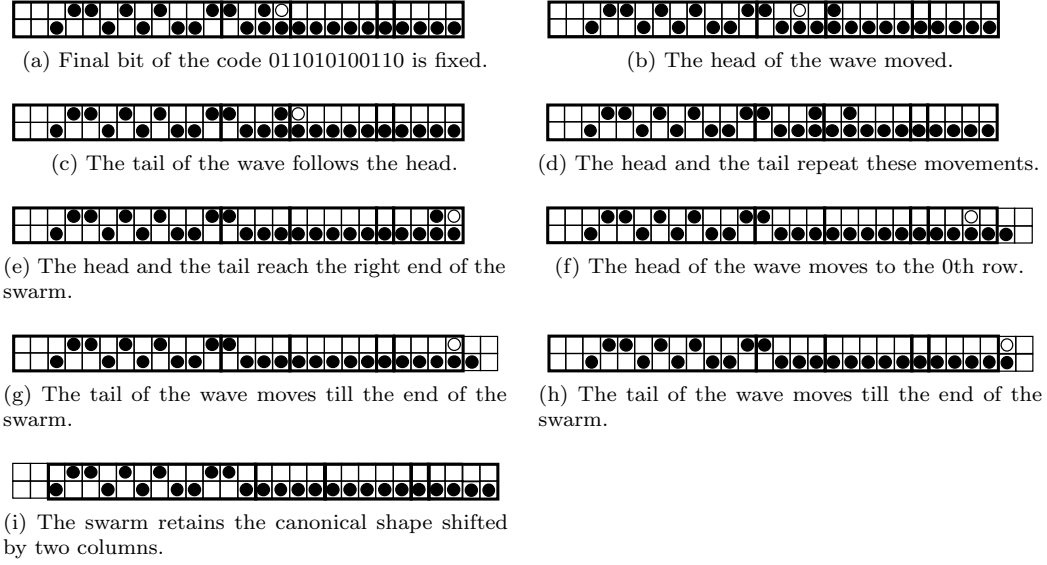


Figure 3: Illustrations of the final procedure of a shift in ALG_1 . After the final two bits are fixed, the wave go through the controller and the swarm retains the canonical state.

two such columns, the right one is called the *head* (column of the wave) and the left one the *tail* (column of the wave). The shift procedure shifts a bit from left to right, and the wave indicates the bits that ALG_1 is currently shifting. However, when the wave is created, the bits maintained in the head and the tail are lost. Array cp is used to save these bits. When the shift of the codeword finishes, the wave is in the controller, and the two robots in the head and the tail are simply sent to the right end of the configuration to reset the controller to all zero.

The core of the shift procedure is to shift a bit in codeword right by two columns. Let *head* (resp. *tail*) denote the x -coordinate of the head (resp. the tail). The shift is indeed carried out at the tail. The part of the configuration to the left of the tail always remembers a prefix $H = b_1b_2 \dots b_h$ of the bit sequence $B = b_1b_2 \dots b_{k-14}$ transmitting. To extend H by appending b_{h+1} , ALG_1 moves the correct robot in the tail to right so that the correct bit b_{h+1} is created in the tail. As a matter of fact, the tail has already moved to right, though. The shift procedure is a repetition of the following phases:

1. The controller updates $cp[0..4]$ to $b_{h+1}b_{h+2} \dots b_{h+5}$.
2. The correct robot in the tail moves to the next column to create bit b_{h+1} , by referring to $cp[0]$ to decide the correct robot. This move of the robot shifts the tail right by one column.

To implement the above procedure, the update and the wave shift phases have to be synchronized. Although the second phase finishes in one step, the first phase needs a number of steps to complete, and the update phase must be finished before the shift of tail starts. Algorithm ALG_1 keeps inequality $head - tail \leq 2$ during the procedure. The end of phase 2 is indicated by $tail = head - 1$, and roughly until the following phase 1 finishes, a robot in the head does not move and hence equation $tail = head - 1$ holds. When the update of $cp[0..4]$ in phase 1 finishes with cooperation of cnt , a robot in the head moves to the next column. When it moves, equation $tail = head - 2$ holds, which however is not a sign to finish phase 1 (and to start phase 2), since cnt must be reset before starting phase 2. The

completion of the reset is signaled by *sign*. It is set once $tail = head - 1$ holds. It is reset, when $tail = head - 2$ holds and *cnt* is reset to all 0.

The update of *cp* is carried out in the following way: Since *cp* stores $b_{n+1}b_{n+2} \dots b_{n+5}$, ALG_1 updates it to $b_{n+2}b_{n+3} \dots b_{n+6}$. For $i = 1, 2, 3$, in this order, $cp[i]$ is copied to $cp[i-1]$, and finally it stores b_{n+6} to $cp[4]$, where b_{n+6} is stored to the right of the head and hence it is possible. The synchronization of these five updates are done with the cooperation of *cnt*. Here $cnt[0..3]$ works as a unary counter, and it is incremented whenever an update finishes (or the update is not necessary because it has already had the correct bit value). Once all bits in *cnt* are set to 1, as explained, the head starts shifting.

Finally, the buffer $bf[0..3]$ is used when ALG_1 is going to shift two bits b_{k-15} and b_{k-14} which were stored in the last two columns. These column are now the tail and the head, and the bits are stored in $cp[0..1]$. The buffer is used to store b_{k-15} and b_{k-14} . It is also necessary to separate *code* and *cp*, so that the wave will not directly shift into *cp* and the bits will not be lost.

In the following description of Algorithm ALG_1 , *cnt* increments as $0000 \rightarrow 1000 \rightarrow 1100 \rightarrow 1110 \rightarrow 1111$, and the counter value is c when the number of 1's in $cnt[0..3]$ is c .

Algorithm ALG_1

1. When the configuration is canonical, first store $b_1b_2 \dots b_5$ to *cp*, then move the robots in the first and the second column to the third and the fifth column to initialize the wave where $head = 3$ and $tail = 1$, i.e., $head - tail = 2$ holds after the moves.
2. When there are no columns in *code* that contain two robots, but there are head and tail of the wave, move the two robots to right and append to the right end of the configuration, which move reset the controller all 0, and the configuration returns to the canonical state.
3. When the wave is in *code* and $sign = 0$ (Note that $cnt = 0000$ always holds in this case.):
 - (a) If $head - tail = 2$, referring to $cp[0]$, the correct robot in the tail moves to an empty cell of the $(tail + 1)$ st column.
 - (b) If $head - tail = 1$, set $sign$ to 1.
4. When the wave is in *code* and $sign = 1$:
 - (a) If $cnt = c < 4$, copy $cp[c + 1]$ to $cp[c]$ if they are different. Then increment *cnt*.
 - (b) If $cnt = c = 4$, copy $code[head + 1]$ to $cp[4]$ if they are different. (As a result, $cp[4] = code[head + 1]$ holds.) If $head - tail = 1$, one of the two robots in the head moves to an empty cell of column $head + 1$. If $head - tail = 2$, first reset *cnt* to 0, and then reset $sign$ to 0 (when $cnt = 0$).

Lemma 10 *There is a code γ based on algorithm ALG_1 whose size is $|\gamma| = 2^{k-14}$. The transmission delay d_{ALG_1} is at most $(10k - 123.5)(m - k)$.*

Proof. The fact $|\gamma| = 2^{k-14}$ is obvious from the definition of algorithm ALG_1 .

As for the transmission delay, one cycle of transitions shifts a configuration in the canonical state right by two columns. During the movement, the wave moves from the first two bits of the codeword to the end of the counter. Thus the total number of shifts of the wave is $2k$. For each bit of the codeword, each bit of the counter moves twice, the signal twice, and each bit of the copy part at most once. Hence, the total number of robot moves in the controller is $(k - 14)(5 + 2 + 8) = 18k - 252$. In the beginning of the shift, each bit of the copy part

moves at most once. Hence the total number of robot moves to move the codeword by one column is at most

$$\frac{2k + (18k - 252) + 5}{2} = 10k - 123.5.$$

The distance from the last bit of the counter to u_R is at most $(m - k)$. Hence $d_{ALG_1} \leq (10k - 123.5)(m - k)$.

An obvious consequence of Lemma 10 is that $2^{k-14} \leq \mu_{G_s(m,2),k} \leq \mu_{G_s(m,n)}$ for all $n \geq 2$. The transmission delay of the code by ALG_1 is roughly $10k(m - k)$ when $m(\gg k)$ is large, which is not so fast compared with its lower bound $k(m - 2(k - 1))$ of Theorem 6. This fact motivates the study of a faster algorithm in the next subsection.

3.3 Algorithm ALG_2 for faster information transmission

It is easy to design a code with a small transmission delay if we do not need to care the code size. In this subsection, we design a code based on an algorithm ALG_2 whose code size is $2^{\lfloor k/2 \rfloor}$. However its transmission delay is near optimal.

For simplicity, we assume that k satisfies $\lfloor k/2 \rfloor = \ell$ for some positive integer $\ell \geq 2$. Algorithm ALG_2 divides the swarm into a codeword and a copy, each of which consists of ℓ robots. In the same way as ALG_1 , the codeword represents ℓ bits and the copy follows the codeword. When k is odd, a single robot follows the copy, and it does not represent any bit.

In the canonical state, each column contains exactly one robot as illustrated in Figure 5. Algorithm ALG_2 shifts the canonical state by one column. Suppose that the leftmost cell of the canonical state is in the column i . Then the rightmost cell is in the column $(i + k - 1)$. The left ℓ robots represent the symbol it is transmitting. We can thus transmit one of 2^ℓ symbols, or in other words, these ℓ robots can be regarded as memory of ℓ bits $B = b_1 b_2 \dots b_\ell$. We now regard the robots in the left ℓ columns as an array $code[0..\ell - 1]$ and those in the right ℓ columns as an array $copy[0..\ell - 1]$. When k is odd, the last robot is put in the 0th row of column $i + k - 1$. The canonical state in Figure 5 represents a binary sequence 010.

Starting from a configuration where the swarm is in the canonical state, ALG_2 shifts the swarm right by one column when the configuration returns to the canonical state. In the canonical state, ALG_2 first shifts the codeword by generating a wave; the leftmost robot moves to the empty cell of its right column. From now on, we regard the column with two robots as the wave.² Once the wave is initialized, the wave moves to right by repeating the following procedure; when the wave is in the j th column from the left end of the swarm, one of the two robots in the wave moves to the empty cell of the $(j + 1)$ st column so that the j th column represents b_j , which is stored at $copy[j - 1]$. After the movement, the wave is in the $(j + 1)$ st column and the left j columns of the swarm represent $b_1 b_2 \dots b_j$. When the wave reaches the copy, it repeats the same procedure until it reaches the right end of the swarm. Specifically, when the wave reaches the column of $copy[0]$ (i.e., ℓ th column from the left end of the swarm), $copy[\ell - 1]$ specifies which of the two robots in the wave move to which cell because $\ell \geq 2$. Now, B is fully stored in the left ℓ columns of the swarm and the wave proceeds to right with copying these columns. When k is odd, the last robots moves to the 0th row of the right end of the swarm. Then, the swarm retains the canonical state.

Lemma 11 *There is a code γ based on algorithm ALG_2 whose size is $|\gamma| = 2^{\lfloor k/2 \rfloor}$. The transmission delay d_{ALG_2} is $k(m - k)$.*

Proof. The fact that $|\gamma| = 2^{\lfloor k/2 \rfloor}$ is obvious from the definition of algorithm ALG_2 .

As for the transmission delay, one cycle of transmission shifts the canonical state right by one column. During the movement, the wave moves from the left end of the swarm to the

² The wave in ALG_2 consists of just one column and this is different from the wave in ALG_1 , that consists of two columns for synchronization.

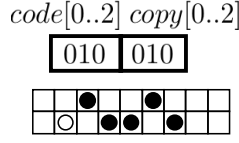


Figure 4: Codeword for 010 in ALG_2 .

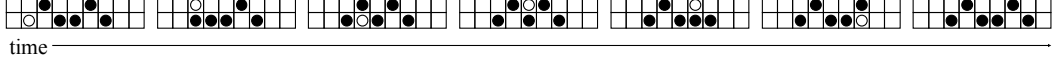


Figure 5: Illustration of a right shift by one column realized by ALG_2 . A robot represented by a black circle is stationary, while a one represented by a white circle moves and yields a new configuration.

right end with making one robot move in each column. Thus the total number of movement in a cycle is k . Consequently, $d_{ALG_2} = k(m - k)$.

By comparing two transmission delays in Lemmas 10 and 11, when $m (\gg k)$ is large, ALG_2 is 10 times as fast as ALG_1 .

4 Variable swarm size code

The information transmission scheme in Introduction allow us to assign configurations of different sizes to different symbols. Suppose that, in a code γ , a configuration with size k_i is assigned to a symbol s_i whose occurrence probability is p_i . Let $K_\gamma = \sum_{i=1}^\alpha k_i p_i$ be the average swarm size of γ and define $K^* = \min_\gamma K_\gamma$, which is the optimal average swarm size. This section analyzes bounds of K^* .

4.1 Lower bounds of K^*

We derive a lower bound of K^* on $G_8(m, n)$. We can assume without loss of generality that $p_i \leq p_{i+1}$ for $i = 1, 2, \dots, \alpha - 1$ and $k_i \leq k_{i+1}$ for $i = 1, 2, \dots, \alpha - 1$, since, if $k_i > k_{i+1}$ holds, we could reduce K^* by exchanging the assignment to s_i and s_{i+1} . The size of any code realized by a swarm of k robots on $G_8(m, n)$ is bounded from above by $2^{6(k-1)}$, i.e., $\mu_{G_8(m, n)} \leq 2^{6(k-1)}$ by Lemma 7. A lower bound of K^* can be achieved by a code constructed under the assumption that $2^{6(k-1)}$ configurations of size k are assignable to symbols for each k . Let $H(S) = -\sum_{i=1}^\alpha p_i \log p_i$ be the entropy of S .

Theorem 12 *Suppose that $m > k$ and $n \geq 2$. Then for any code for S on $G_8(m, n)$,*

$$K^* > \frac{1}{6}H(S) + 1 - \frac{1}{6} \log \lceil \log \frac{63\alpha + 1}{6} \rceil.$$

Proof. By assumption $k_i \leq k_{i+1}$ holds for $i = 1, 2, \dots, \alpha - 1$. We first calculate k_α . By assumption $k_\alpha = \max_i k_i$ holds. Then $\sum_{k=1}^{k_\alpha-1} 2^{6(k-1)} < \alpha \leq \sum_{k=1}^{k_\alpha} 2^{6(k-1)}$. By a simple calculation, we have $k_\alpha = \lceil \log \frac{63\alpha + 1}{6} \rceil$.

Let $q_i = 2^{-6(k_i-1)}/k_\alpha$. Then, $q_i > 0$ for all $i = 1, 2, \dots, \alpha$ and

$$\sum_{i=1}^\alpha q_i = \sum_{k=1}^{k_\alpha} \frac{2^{-6(k-1)}}{k_\alpha} 2^{6(k-1)} \leq 1.$$

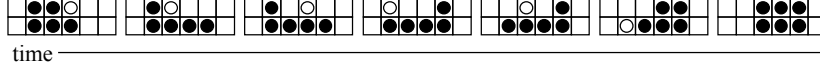


Figure 6: Locomotion of a small number of robots on $G_8(m, 2)$

By Shannon's lemma, we have

$$\begin{aligned}
H(S) &= - \sum_{i=1}^{\alpha} p_i \log p_i < - \sum_{i=1}^{\alpha} p_i \log q_i \\
&= - \sum_{i=1}^{\alpha} p_i \log \frac{2^{-6(k_i-1)}}{k_\alpha} \\
&= \sum_{i=1}^{\alpha} p_i (6(k_i - 1) + \log k_\alpha) \\
&= 6 \sum_{i=1}^{\alpha} p_i k_i - 6 + \log k_\alpha \\
&= 6K^* - 6 + \log k_\alpha.
\end{aligned}$$

Thus

$$\begin{aligned}
K^* &> \frac{1}{6}H(S) + 1 - \frac{1}{6} \log k_\alpha \\
&> \frac{1}{6}H(S) + 1 - \frac{1}{6} \log \left\lceil \log \frac{63\alpha + 1}{6} \right\rceil.
\end{aligned}$$

Note that $\log \log \alpha > \frac{1}{6} \log \left\lceil \log \frac{63\alpha + 1}{6} \right\rceil - 1$, we have

$$K^* > \frac{1}{6}(H(S) - \log \log \alpha).$$

A bound of K^* for any code on $G_8(m, 2)$ can be derived by using Lemma 9, by a similar discussion.

Corollary 13 *Suppose that $m > k$. Then for any code for S on $G_8(m, 2)$,*

$$K^* > 0.78H(S) - 0.79 \log(1 + 0.79 \log \alpha).$$

Since $1 + 0.79 \log \alpha < \log \alpha$ when $\alpha \geq 2^5$, $K^* > 0.78H(S) - 0.79 \log \log \alpha$, which may be approximated by $\frac{4}{5}(H(S) - \log \log \alpha)$ when $\alpha \geq 2^5$. Note that regardless of α , $H(S)$ can be 0, when $p_1 = 1$, which means that these lower bounds can be negative and become meaningless. On the other hand, when $p_i = 1/\alpha$ for all $i = 1, 2, \dots, \alpha$, $H(S)$ take the maximum value $\log \alpha$. Thus K^* on $TG_8(m, 2)$ is roughly bounded from below by $0.78 \log \alpha$, when $\log \log \alpha$ is negligible.

4.2 Upper bound of K^* based on ALG_1

To derive an upper bound of K^* , we construct a code γ_{ALG_1} for S based on ALG_1 . Although there are 2^{k-14} size k configurations assignable to symbols for any $k > 14$, there are no size k configurations assignable to symbols for $k \leq 14$. For each $k \leq 14$ however, we can easily construct a code with code size 1 by using a trivial locomotion algorithm illustrated in Figure 6.

Thus we use the configurations defined by ALG_1 as well as one configuration defined above for each $k \leq 14$. Let X be the set of all configurations assignable. Code γ_{ALG_1} is defined as follows: We assign a configuration of size k_i in X to a symbol s_i in such a way that $k_i \leq k_{i+1}$ holds for $i = 1, 2, \dots, \alpha - 1$. By definition, $k_\alpha \leq \alpha$. Let K_{ALG_1} denote the average code size of γ_{ALG_1} .

Theorem 14 *When $m > \alpha$, $K_{ALG_1} < H(S) + 15$ holds.*

Proof. Consider the “tower” of codewords of γ_{ALG_1} . Each of the first 14 levels contains a single codeword, and the ℓ th layer contains $2^{\ell-14}$ codewords for $\ell \geq 15$.

Shannon’s noiseless coding theorem guarantees the existence of a prefix-free code whose average code length is smaller than $H(S) + 1$. Let ℓ_i be the length of the codeword of s_i in such a prefix-free code. By the definition of γ_{ALG_1} , $k_i - 14 \leq \ell_i$. Thus

$$K_{ALG_1} \leq \sum_{i=1}^{\alpha} p_i(\ell_i + 14) < H(S) + 15.$$

Thus the performance of γ_{ALG_1} in terms of the average code size is sufficiently good on $G_8(m, 2)$, since, very roughly, K_γ of any code γ on $G_8(m, 2)$ is bounded from below by $\frac{4}{5}(H(S) - \log \log \alpha)$.

Code γ_{ALG_1} can be used not only on $G_8(m, 2)$ but also on $G_8(m, n)$ for $n > 2$. On $G_8(m, n)$, its performance may not be good, however, since our lower bound of K^* on $G_8(m, n)$ is $\frac{1}{6}(H(S) - \log \log \alpha)$, and there is still a large gap from K_{ALG_1} .

4.3 Average transmission delay

We next analyze the average transmission delay. For any code γ on $G_8(m, 2)$, let $D_\gamma = \sum_{i=1}^{\alpha} d_i p_i$. We are interested in the optimal average transmission delay $D^* = \min_{\gamma} D_\gamma$. First we derive a lower bound of D^* . Consider any code γ on $G_8(m, n)$, where $m > 2\alpha$. We may assume without loss of generality that $\alpha \geq k_i$ for any $i = 1, 2, \dots, \alpha$. By Theorem 6, $d_i \geq k_i(m - 2k_i + 1)$. Since $\alpha \geq k_i$,

$$D_\gamma \geq (m + 1)K_\gamma - 2 \sum_{i=1}^{\alpha} k_i^2 p_i \geq (m + 1 - 2\alpha)K_\gamma.$$

Since $K_\gamma \geq K^*$, we have:

Observation 15 $D^* \geq (m + 1 - 2\alpha)K^*$.

To derive an upper bound of D^* , Let D_{ALG_1} be the average delay of γ_{ALG_1} . By Lemma 10, $d_i \leq (10k_i - 123.5)(m - k_i)$. Since $\alpha \geq k_i$ holds for all $i = 1, 2, \dots, \alpha$, we have:

Observation 16 $D_{ALG_1} \leq 10mK_{ALG_1}$.

Thus γ_{ALG_1} may not be a good choice from the view of the average transmission delay, even considering the fact that $K_{ALG_1} \leq H(S) + 15$. The average number of steps necessary to move one column is approximated from above by $10H(S)$ when $m \gg \alpha$.

Since algorithm ALG_2 has a smaller transmission delay, we analyze a code γ_{ALG_2} based on ALG_2 . Since ALG_2 is defined only for $k \geq 4$, like γ_{ALG_1} , consider set X that contains standard configurations defined in ALG_2 for all $k \geq 4$, as well as a single configuration of size i for each of $i = 1, 2, 3$. Like γ_{ALG_1} , γ_{ALG_2} is defined as follows: We assign a size k_i configuration in X to a symbol s_i in such a way that $k_i \leq k_{i+1}$ holds for $i = 1, 2, \dots, \alpha - 1$. Let K_{ALG_2} denote the average code size of γ_{ALG_2} .

Theorem 17 *Suppose that $m > \alpha > 1$. Then $K_{ALG_2} < 2H(S)$.*

Proof. Recall that $p_i \geq p_{i+1}$ for $i = 1, 2, \dots, \alpha - 1$. Then $p_i \leq 1/i$, and hence $-\log p_i \geq \log i$.

Consider the “tower” of codewords of γ_{ALG_2} . Each of the first 3 levels contains a single codeword, and the l th layer contains $2^{\lfloor \frac{l}{2} \rfloor}$ codewords for $k \geq 4$. Code γ_{ALG_2} packs the symbols in its order $s_1, s_2, \dots, s_\alpha$ to codewords from the first level to the higher level in its order.

We then divide the tower into three small towers, T_1 , T_2 , and T_3 , where T_1 consists of the first 3 levels, T_2 consists of even levels greater than 3, and T_3 consists of odd levels greater than 4. Hence, h th level of T_2 (and T_3 also) corresponds to a binary tree in the sense that it contains 2^{h-1} codewords.

First consider a codeword for s_i in T_2 . Let h_i be the level that contains a configuration assigned to s_i in T_2 . The total number of symbols assigned to the level lower than $(h_i - 1)$ in T_1 , T_2 , and T_3 is smaller than i . Thus we have $3 + 2(1 + 2 + \dots + 2^{h_i-1}) < i$, which implies that $h_i < \log i - 1$. Since the size of k_i is $2h_i + 2$, $k_i < 2 \log i$. We then consider a codeword s_i in T_3 . Let h_i be the level of s_i in T_3 . In the same way, $3 + 2(1 + 2 + \dots + 2^{h_i-1}) + 2^{h_i} < i$, which implies $h_i < \log i - \log 3$. Since the size of k_i is $2h_i + 3$, $k_i < 2 \log i + 3 - 2 \log 3 < 2 \log i$. Thus, we have

$$\begin{aligned} \sum_{i=1}^{\alpha} p_i k_i &< \sum_{i=1}^{\alpha} 2p_i \log i \\ &= 2 \sum_{i=1}^{\alpha} p_i \log i \\ &\leq 2 \sum_{i=1}^{\alpha} p_i (-\log p_i) \\ &= 2H(S). \end{aligned}$$

Thus the upper bound of K_{ALG_2} obtained by the theorem is roughly twice as much as that of K_{ALG_1} . Let D_{ALG_2} be the average transmission delay of γ_{ALG_2} . By Lemma 11, $d_i = k_i(m - k_i)$. Thus

Observation 18 $D_{ALG_2} \leq mK_{ALG_2}$.

Since $K_{ALG_2} < 2H(S)$, we have $\leq D^* \leq 2mH(S)$. The average number of steps necessary to move one column is approximated from above by $2H(S)$ when $m \gg \alpha$. Thus the variable swarm size code by ALG_2 is 5 times as fast as that by ALG_1 .

5 Conclusion

We proposed an information transmission scheme by a swarm of anonymous oblivious mobile robots on a graph. We mainly analyzed the performance of our scheme in terms of code size and transmission delay in the 8-gird and proposed two algorithms one achieves exponential code size with large transmission delay and the other achieves optimal transmission delay with small code size. We finally extended these algorithms for variable swarm size codes.

There are many open problems related to the proposed scheme. First, we could not find any algorithm with optimal code size and optimal transmission delay. Second, the gap between the upper bound and the lower bound of the (expected) swarm size of the fixed swarm size code and of the variable swarm size code needs to be closed. One approach is a more sophisticated technique to upper bound the number of initial configurations and

terminating behaviors. Third, parallel movement of robots might speed up the transmission and makes algorithms simpler.

One of the most important future directions is robustness. We put our basis on Shannon's noiseless coding theorem, and the next step is to consider faulty robots. We believe Shannon's noisy channel coding theorem help the investigation. Another direction is to investigate local algorithms that restricts the visibility of the robots to a constant distance.

References

- [1] Yuichi Asahiro, Satoshi Fujita, Ichiro Suzuki, and Masafumi Yamashita. A self-stabilizing marching algorithm for a group of oblivious robots. In *Proceedings of the 12th International Conference on Principles of Distributed Systems (OPODIS 2008)*, pages 125–144, 2008.
- [2] François Bonnet, Alessia Milani, Maria Potop-Butucaru, and Sébastien Tixeuil. Asynchronous exclusive perpetual grid exploration without sense of direction. In *Proceedings of the 15th International Conference on Principles Of Distributed Systems (OPODIS 2011)*, pages 251–265, 2011.
- [3] Davide Canepa and Maria Gradinariu Potop-Butucaru. Stabilizing flocking via leader election in robot networks. In *Proceedings of the 9th International Conference on Stabilization, Safety, and Security of Distributed Systems (SSS 2007)*, pages 52–66, 2007.
- [4] Mark Cieliebak, Paola Flocchini, Giuseppe Prencipe, and Nicola Santoro. Distributed computing by mobile robots: Gathering. *SIAM Journal on Computing*, 41:829–879, 2012.
- [5] Julien Clement, Xavier Défago, Maria Gradinariu Potop-Butucaru, Taisuke Izumi, and Stephane Messika. The cost of probabilistic agreement in oblivious robot networks. *Information Processing Letters*, 110(11):431–438, 2010.
- [6] Thomas M. Cover and Joy A. Thomas. *Elements of Information Theory*. John Wiley & Sons, Inc., 2nd edition, 2006.
- [7] Shantanu Das, Paola Flocchini, Nicola Santoro, and Masafumi Yamashita. Forming sequences of geometric patterns with oblivious mobile robots. *Distributed Computing*, 28(2):131–145, 2015.
- [8] Stéphane Devismes, Anissa Lamani, Franck Petit, Pascal Raymond, and Sébastien Tixeuil. Optimal grid exploration by asynchronous oblivious robots. In *Proceedings of the 14th International Symposium on Stabilization, Safety, and Security of Distributed Systems (SSS 2012)*, pages 64–76, 2012.
- [9] Giuseppe A. Di Luna, Paola Flocchini, Nicola Santoro, and Giovanni Viglietta. Turingmobile: A Turing machine of oblivious mobile robots with limited visibility and its applications. In *Proceedings of the 32nd International Symposium on Distributed Computing (DISC 2018)*, pages 19:1–19:18, 2018.
- [10] Yoann Dieudonné and Franck Petit. Robots and demons (the code of the origins). In *Proceedings of the 4th International Conference on Fun with Algorithms (FUN2007)*, pages 108–119, 2007.
- [11] Yoann Dieudonné, Franck Petit, and Vincent Villain. Leader election problem versus pattern formation problem. In *Proceedings of the 24th International Symposium on Distributed Computing (DISC2010)*, pages 267–281, 2010.

- [12] Edsger W. Dijkstra. Self-stabilizing systems in spite of distributed control. *Communications of the ACM*, 17(11):643–644, 1974.
- [13] Keisuke Doi, Yukiko Yamauchi, Shuji Kijima, and Masafumi Yamashita. Exploration of finite 2D square grid by a metamorphic robotic system. In *Proceedings of the 20th International Symposium on Stabilization, Safety, and Security of Distributed Systems (SSS 2018)*, pages 96–110, 2018.
- [14] Paola Flocchini, David Ilcinkas, Andrzej Pelc, and Nicola Santoro. Computing without communicating: Ring exploration by asynchronous oblivious robots. *Algorithmica*, 65(3):562–583, 2013.
- [15] Paola Flocchini, Giuseppe Prencipe, and Nicola Santoro. *Distributed Computing by Oblivious Mobile Robots*. Morgan & Claypool Publishers, 2012.
- [16] Paola Flocchini, Giuseppe Prencipe, and Nicola Santoro. *Distributed Computing by Mobile Entities, Current Research in Moving and Computing*. Lecture Notes in Computer Science 11340. Springer, 2019.
- [17] Paola Flocchini, Giuseppe Prencipe, Nicola Santoro, and Peter Widmayer. Arbitrary pattern formation by asynchronous, anonymous, oblivious robots. *Theoretical Computer Science*, 407:412–447, 2008.
- [18] Nao Fujinaga, Yukiko Yamauchi, Hirotaka Ono, Shuji Kijima, and Masafumi Yamashita. Pattern formation by oblivious asynchronous mobile robots. *SIAM Journal on Computing*, 44:740–785, 2015.
- [19] Vincenzo Gervasi and Giuseppe Prencipe. Coordination without communication: the case of the flocking problem. *Discrete Applied Mathematics*, 144:324–344, 2004.
- [20] Taisuke Izumi, Daichi Kaino, Maria Gradinariu Potop-Butucaru, and Sébastien Tixeuil. On time complexity for connectivity-preserving scattering of mobile robots. *Theoretical Computer Science*, 738:42–52, 2018.
- [21] Tomoko Izumi, Sayaka Kamei, and Yukiko Yamauchi. Approximation algorithms for the set cover formation by oblivious mobile robots. In *Proceedings of the 18th International Conference on Principles of Distributed Systems (OPODIS 2014)*, pages 233–247, 2014.
- [22] Zhiqiang Liu, Yukiko Yamauchi, Shuji Kijima, and Masafumi Yamashita. Team assembling problem for asynchronous heterogeneous mobile robots. *Theoretical Computer Science*, 721:27–41, 2018.
- [23] Linda Pagli, Giuseppe Prencipe, and Giovanni Viglietta. Getting close without touching: near-gathering for autonomous mobile robots. *Distributed Computing*, 28(5):333–349, 2015.
- [24] Ichiro Suzuki and Masafumi Yamashita. Distributed anonymous mobile robots: Formation of geometric patterns. *SIAM Journal on Computing*, 28(4):1347–1363, 1999.
- [25] Masafumi Yamashita and Ichiro Suzuki. Characterizing geometric patterns formable by oblivious anonymous mobile robots. *Theoretical Computer Science*, 411:2433–2453, 2010.
- [26] Yukiko Yamauchi, Taichi Uehara, Shuji Kijima, and Masafumi Yamashita. Plane formation by synchronous mobile robots in the three-dimensional euclidean space. *Journal of the ACM*, 64(3):16:1–16:43, 2017.

- [27] Yukiko Yamauchi, Taichi Uehara, and Masafumi Yamashita. Brief announcement: Pattern formation problem for synchronous mobile robots in the three dimensional euclidean space. In *Proceedings of the 35th ACM Symposium on Principles of Distributed Computing (PODC 2016)*, pages 447–449, 2016.
- [28] Yukiko Yamauchi and Masafumi Yamashita. Randomized pattern formation algorithm for asynchronous oblivious mobile robots. In *Proceedings of the 28th International Symposium on Distributed Computing (DISC 2014)*, pages 137–151, 2014.
- [29] Yan Yang, Naixue Xiong, Nak Young Chong, and Xavier Défago. A decentralized and adaptive flocking algorithm for autonomous mobile robots. In *Proceedings of the 3rd International Conference on Grid and Pervasive Computing – Workshops*, pages 262–268, 2008.