
Neighborhood Enlargement in Graph Neural Networks

Xinhan Di **Pengqian Yu** **Mingchao Sun**
xinhandi@gmail.com yupengqian@u.nus.edu sunmc1204953974@outlook.com

Rui Bu
burui11087@gmail.com

Abstract

Graph Neural Network (GNN) is an effective framework for representation learning and prediction for graph structural data. A neighborhood aggregation scheme is applied in the training of GNN and variants, that representation of each node is calculated through recursively aggregating and transforming representation of the neighboring nodes. A variety of GNNS and the variants are build and have achieved state-of-the-art results on both node and graph classification tasks. However, despite common neighborhood which is used in the state-of-the-art GNN models, there is little analysis on the properties of the neighborhood in the neighborhood aggregation scheme. Here, we analyze the properties of the node, edges, and neighborhood of the graph model. Our results characterize the efficiency of the common neighborhood used in the state-of-the-art GNNs, and show that it is not sufficient for the representation learning of the nodes. We propose a simple neighborhood which is likely to be more sufficient. We empirically validate our theoretical analysis on a number of graph classification benchmarks and demonstrate that our methods achieve state-of-the-art performance on listed benchmarks. The implementation code is available at <https://github.com/CODE-SUBMIT/Neighborhood-Enlargement-in-Graph-Network>.

1 Introduction

Graph structured data such as molecules, social, biological and financial networks are learned through deep models with effective representation of the graph structure [5]. A variety of Graph Neural Network (GNN) is developed for the representation learning of graph structures recently [11, 6, 9, 17]. A recursive neighborhood aggregation scheme is broadly followed in the learning of Graph Neural Networks. Each node aggregates feature representation of its neighbors to calculate it's new feature representation. Literately, after k iterations of aggregation, each node is represented by a feature vector which captures the structural information within the node's k -hop neighborhood. Then the summary operation is applied for the learned representation of each node such as pooling, which is used for the representation of an entire graph.

Many GNN variants applying a variety of neighborhood aggregation, node-level operation, and graph-level pooling have been proposed [15, 2, 21, 18, 14]. Structural information is learned in many tasks including node classification, link prediction, and graph classification. They achieved state-of-the-art performance in these tasks. However, in the literate neighborhood aggregation scheme, there is little analysis of the properties of the graph structural data during the learning of the representation. Besides, formal analysis of the graph models in the learning is also limited.

A theoretical framework for analyzing the properties of the graph models is proposed. We formally characterize the properties of the graph models in the literate neighborhood aggregation scheme. In

detail, we first introduce Markov blanket, second neighborhood, bi-directed graph, and extraverted edges. Analysis of the close connection between the bi-directed graph and the graph model is then made. Besides, we further explore that basically, a Markov neighborhood is larger than the common neighborhood used in GNN models [1, 12, 24, 22, 13, 21] recently. We then analyze the effectiveness of the proposed second neighborhood, and explore a strategy for the literate neighborhood aggregation scheme in the learning of GNN models.

To formalize the above analysis mathematically, we first represent that in the literate neighborhood aggregation scheme, the graph model is very likely to be a bi-directed graph with extraverted edges for a variety of GNN models. Then, the common neighborhood is smaller than Markov blanket in the graph. Hence, the common neighborhood is not sufficient to represent each node in the graph. We further study that the second neighborhood is very likely to be the Markov blanket.

Our main results are summarized as follows:

- (1) We establish conditions for the learning of GNNs in the iterate neighbor aggregation scheme and show that GNNs are very likely as a bi-directed graph if the conditions hold.
- (2) In the iterate neighbor aggregation scheme, We analyze that common neighborhood is not sufficient in the learning of GNNs when (1) is held.
- (3) We identify the efficiency of a second neighborhood in the learning of GNNs when (1) is held, and precisely characterize the kinds of graph structures capturing this efficiency.
- (4) We develop a simple neighborhood-enlarge strategy and apply it in the graph structures.

The proposed method is validated via experiments on the graph classification datasets, where the strategy of setting the neighborhood for each node is crucial to capture the graph structures. In detail, the performance of GNNs with various aggregation functions [1, 12, 24, 20] and WL tests [16] are compared with the proposed method. Our results confirm the efficiency of the proposed neighborhood enlargement for the learning of GNNs, in the iterate neighbor aggregation scheme. In addition, the proposed method for the neighborhood enlargement outperform the other baselines by test set accuracy. The state-of-the-art performances on many graph classification benchmarks are achieved.

2 Related Work

In the following, both empirical and theoretical related work are reviewed.

2.1 Empirical study

The design of new GNNS is based on empirical intuition. A GNN model is build to directly process most of the practically useful types of graphs [15], the interaction network is introduced which can reason about how objects in complex systems interact [2], in the context of spectral graph theory, a formulation of CNNs is developed [3], circular fingerprints are applied to develop a standard molecular feature extraction to learn a graph [4], a general inductive frame that leverages node features information for sufficient generation of node embeddings are developed [5], an encoding of the molecular graph is used build the graph convolutions [8], a diffusion-convolution representation can be learned from graph-structured data for node classification [1], analogous to image-based convolutional networks, a general approach to extracting locally connected regions from graphs are developed [12], both a localized graph convolution module and a novel SortPooling layer are designed for a deep graph model [24].

2.2 Theoretical study

Besides the empirical success of GNNS, mathematically studies on GNN’s properties are made. Earliest GNN model can approximate measurable functions in probability [15]. RKHS of the graph kernels is applied to build a graph architecture [10]. Graph Isomorphism Network is theoretically motivated and a theoretical framework of the sum aggregation is build to learn the graph network [20]. Besides, models based on classical theory is also developed. For example, the WL subtree kernel [16] which is based on the theoretical basis of Weisfeiler-Lehman(WL) graph [19] is developed. a differentiable graph pooling module is built to generate hierarchical representations of graphs [23],

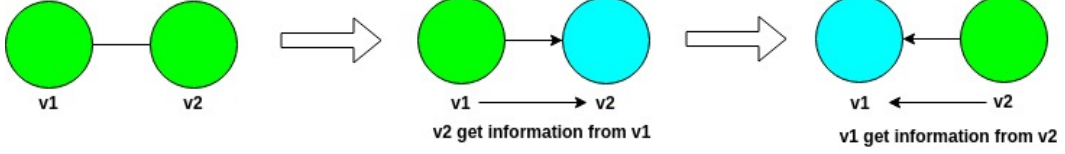


Figure 1: Bi-directed graph.

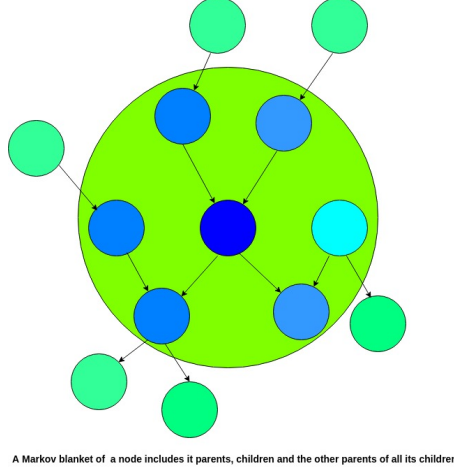


Figure 2: Markov blanket.

the feature representation with SVM classifier is applied to increase classification accuracy of CNN algorithms and traditional graph kernels [7].

3 Preliminaries

Our Notation is introduced here along with common GNN models. Let $G = (V, E)$ denote a graph where V is a set of vertices and $E \subseteq \{\{x, y | (x, y) \in V^2, x \neq y\}\}$ is a set of edges. Let H_v denote the feature vector for each node $v \in V$. In common, graph neural networks learn the representation of each node $v \in V$ to provide solutions to the following two tasks: Node Classification, where y_v denote the label of each node $v \in V$ and the goal is to learn the function $y_v = f(h_v), v \in V$. Graph Classification, where y_{G_i} denote the label of each graph G_i , given a set of graphs $\{G_1, \dots, G_n\}$. Similarly, the goal is to learn the function $y_G = f(h_G)$, where h_G denote the feature vector of G .

GNN [1, 12, 24, 22, 13, 21] models learn the representation of node $v \in V$, h_v , or of the graph $G \in \{G_1, \dots, G_n\}$, h_G . Neighborhood aggregation is applied in the learning process for GNNs currently. The representation of each node is iteratively updated through aggregating representations of its neighbors. In detail, to iteratively update $h_v, v \in V$, h_v is firstly initialized and the node v aggregates the representation of its neighbors applying an aggregation function which operates over the set of nodes V . Each node v is then assigned a new representation vector h_v and is combined with the previous representation vector.

Formally, in the k th layer of GNN models,

$$h_{\mathcal{N}(v)}^k = \text{AGGREGATE}_k(\{h_\mu^{k-1}, \forall \mu \in \mathcal{N}(v)\}) \quad (1)$$

$$h_v^k = \sigma(W_k \bullet \text{COMBINE}(h_v^{k-1}, h_{\mathcal{N}(v)}^k)) \quad (2)$$

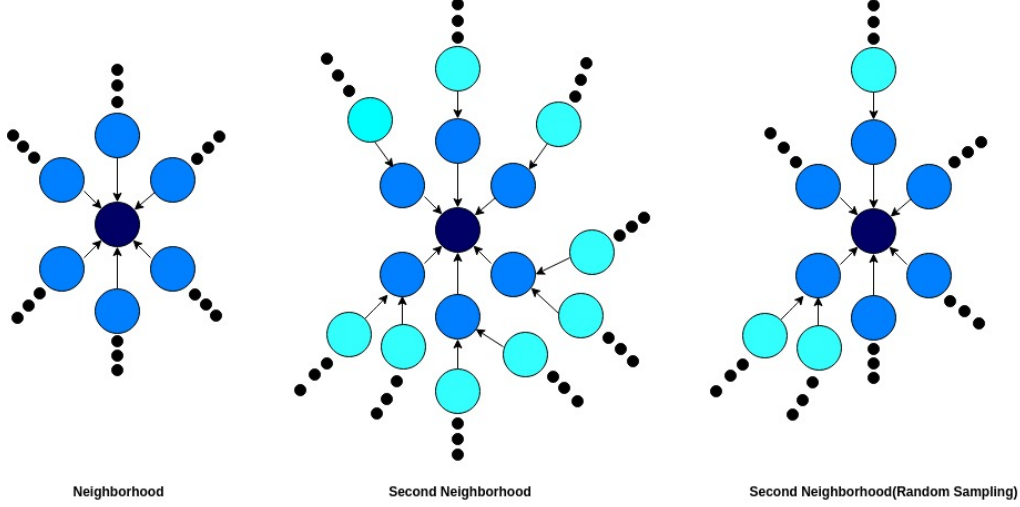


Figure 3: The neighborhood of the nodes in the graph.

where h_v^k is the feature vector of node $v \in V$ at the k th iteration/layer. $\mathcal{N}(v)$ is a set of nodes which are adjacent to v , commonly, the neighborhood of v . $h_{\mathcal{N}(v)}^k$ is the aggregated representation of the neighbors of the node v at the k th iteration/layer. As far as we know, the variants of GNN models apply different architectures for AGGREGATE.

The formulation for the pooling variant of GraphSAGE [5] is applied as

$$h_{\mathcal{N}(v)}^k = \text{MAX} \left(\{ \text{ReLU}(h_{\mu}^{k-1}), \forall \mu \in \mathcal{N}(v) \} \right) \quad (3)$$

where W is a matrix through learning, MAX denotes the operation of element-wise max-pooling. Similarly, MEAN operation [9] is replaced with the MAX operation, and this MEAN denotes the operation of element-wise mean-pooling. Furthermore, SUM operation [20] is also applied where the representation of each node in the neighborhood \mathcal{N}_v is accumulated as following:

$$h_{\mathcal{N}(v)}^k = \sum_{\mu \in \mathcal{N}_v} \left(h_{\mu}^{k-1}(v) \right). \quad (4)$$

The discriminative/representational power of the Graph Isomorphism Network (GIN) [20] is shown to be equal to the power of the WL test [19]. Besides, many other GNN variants can be represented similarly as Equation (1)-(4). For both node and graph classification, the node representation h_v^k is used for prediction.

4 Proposed Approach

Before the introduction to the proposed work, several definitions are introduced as follows. Then, in the literate neighborhood aggregation scheme, analysis on the properties of nodes, edges and neighborhood in GNNs are made. Particularly, the common neighborhood applied in the state-of-the-art GNNs [20, 9, 1, 12, 24] are not sufficient for the representation of nodes in the graph. Therefore, we propose a second neighborhood to bring with more sufficiency than the common one.

Definitions are made before the introduction of theoretical analysis on the properties of nodes, edges, and neighborhood in the GNNs.

Definition 1 (Joint neighborhood function and simultaneous learning) *In the literate neighborhood aggregation scheme, learning a GNN model for the representation of nodes $\forall v \in V$, $G = (V, E)$ through Equation 1-4 with variants of operation. For example, if the operation is the sum operation and mean operation, formally, in the k th layer of GNN models, $\forall v \in V, h_v^k = f(h_v^{k-1}, h_{u_1}^{k-1}, \dots, h_{u_n}^{k-1}), \{u_1, \dots, u_n\} \in N_v$. If the operation is the max operation, similarly, $\forall v \in V, h_v^k = f(h_v^{k-1}, h_{u_{max}}^{k-1}), h_{u_{max}}$ is the chosen representation through*

$MAX\left(\{ReLU(h_\mu^{k-1}), \forall \mu \in \mathcal{N}(v)\}\right)$. Then, in the learning of the current state-of-the-art GNNs [20, 9, 1, 12, 24], the representation of all nodes are learned simultaneously in each iteration, that is the joint neighborhood function for each node $v \in V$ is learned simultaneously.

Definition 2 (Markov blanket) A Markov blanket is a generalized concept of a set for a node in a graphical model, which contains all the variables that shield the node from the rest of the network. More formally, the Markov blanket for a node A in a graph model is the set of nodes ∂A composed of A 's parents, its children, and its children's other parents. It's also denoted by $MB(A)$. Besides, each set of nodes in the graph is conditionally independent of A when conditioned on the set ∂A . Formally, for distinct nodes A and B , $Pr(A|\partial A, B) = Pr(A|\partial A)$.

Definition 3 (Neighborhood and second neighborhood) A neighborhood of a vertex v in a graph G is the subgraph of G induced by all vertices adjacent to v , i.e., the graph composed of the vertices adjacent to v and all edges connecting vertices adjacent to v . it's denoted as \mathcal{N}_v . Formally, if the distance of all edges connecting vertices in a graph G is set to be distance one, then the common neighborhood contains all vertices at distance one from v and all edges connecting to the corresponding nodes, it's denoted as \mathcal{N}_v^c , the second neighborhood of v in a graph G contains all vertices at distance two from v and all the edges connecting to the corresponding nodes, it's denoted as \mathcal{N}_v^s .

Definition 4 (Bidirected graph and extraverted edge). A bidirected graph is a graph in which each edge is given an independent orientation at each end. Particularly, an extraverted edge is a type of edge where arrows point away from the vertices at both ends of the edges.

Let $G = (V, E)$ denote a graph where V is a set of vertices and $E \subseteq \{\{x, y\} | (x, y) \in V^2, x \neq y\}\}$ is a set of edges. The Graph G is very likely be a bi-directed if condition(a) holds. The graph G is very likely to be non-bidirected if condition(b) holds.

(a). In the iteratively neighborhood aggregation scheme with mean or sum operation, formally in the form of joint neighborhood function as $\forall v \in V, h_v^k = f(h_v^{k-1}, h_{u_1}^{k-1}, \dots, h_{u_n}^{k-1}), \{u_1, \dots, u_n\} \in \mathcal{N}_v$, a graph $G = (V, E)$ is likely to be a bi-directed graph in the learning of representation of each node $v \in V$.

(b). In the iteratively neighborhood aggregation scheme with max operation, formally in the form of joint neighborhood function as $\forall v \in V, h_v^k = f(h_v^{k-1}, h_{u_{max}}^{k-1}), h_{u_{max}}$ is the chosen representation through $MAX\left(\{ReLU(h_\mu^{k-1}), \forall \mu \in \mathcal{N}(v)\}\right)$, and the graph $G = (V, E)$ is likely to be a bi-directed graph in the learning of representation of each node $v \in V$.

4.1 Analysis on condition (a)

Formally, at the k th layer of GNN models with the sum operation $h_{\mathcal{N}(v)}^k = \sum_{\mu \in \mathcal{N}_v} (h_\mu^{k-1}(v))$, for $\forall v \in V$ and $\forall u \in \mathcal{N}_v$, suppose $\exists u \in \mathcal{N}_v$ that the node u dose not get information from v , then, following the sum operation for the node u as $h_{\mathcal{N}(u)}^k = \sum_{\mu \in \mathcal{N}_u} (h_\mu^{k-1}(u))$, then the node $v \notin \mathcal{N}_u$. However, the node $v \notin \mathcal{N}_u$ is contradiction with that the node v is adjacent to u that $u \in \mathcal{V}_v$. Therefore, $\forall u \in \mathcal{N}_v$, node u gets information from v , and directly forward, for $\forall (u, v), \forall u \in \mathcal{N}_v, \forall v \in V, u, v$ get information from each other.

Similarly, at the k th layer of GNN models with the mean operation $h_{\mathcal{N}(v)}^k = ReLU\left(W \bullet MEAN(h_u^{k-1}, \forall u \in \mathcal{N}_v)\right)$, representing the mean operation as a linear function of the sum

operation, formally, $MEAN\left(h_u^{k-1}\right) = \frac{\sum_{\mu \in \mathcal{N}_v} (h_\mu^{k-1}(v))}{n}$, n is the total number of representation vector $h_u^{k-1}, u \in \mathcal{N}_v$. Therefore, the node v and the node n get the information with each other if these two nodes are adjacent.

To be noted, as the node v and the node u get the information from each other, the edges in the $G = (V, E)$ are the extraverted edges.

4.2 Analysis on condition (b)

However, at the k th layer of GNN models with the max operation $h_{\mathcal{N}(v)}^k = \text{MAX}\left(\{ReLU(h_{\mu}^{k-1}), \forall \mu \in \mathcal{N}(v)\}\right)$, suppose $G = (V, E)$ is a bi-directed graph with extraverted edges in the learning of representation of $\forall v \in V$. Then, for $\forall \mu \in \mathcal{N}(v)$, v gets information from nodes μ . This is contradiction with the max operation, that u only get information from one node in $\mathcal{N}(v)$. Therefore, in the iteratively neighborhood aggregation scheme applying the max operation to learn GNN models, $G = (V, E)$ is not likely to be a bi-directed graph with extraverted edges.

4.3 Common neighborhood is not sufficient

In a bi-directed graph $G = (V, E)$, the node v is conditionally dependent on three sets of nodes G , ∂v and N_v^c , and the relation is formally as $\forall v \in V$ and $\forall e \in E$, $Pr(v|G) \geq Pr(v|\partial v) \geq Pr(v|N_v^c)$, where ∂v is the Markov blanket for the node v .

Formally, $Pr(v|G) = Pr(\partial v|G)Pr(v|\partial v)$, in a bi-directed graph $G = (V, E)$, $\forall v \in V$ and $\forall e \in E$, it's directly forward that $(\partial v \cup v) \subseteq G$. If $\partial v \cup v = G$, then, $Pr(v|G) = Pr(v|G \setminus (\partial v \cup v)) + Pr(v|\partial v) = Pr(v|\partial v)$. If $(\partial v \cup v) \subset G$, then $\exists u \in \partial v$ which shares the edge with at least one node in $G \setminus (\partial v \cup v)$, the node v is linked with u and $Pr(v|G \setminus (\partial v \cup v)) > 0$, $Pr(v|G) > Pr(v|\partial v)$.

Besides, if $v \cup N_v^c = G$, then $Pr(v|G) = Pr(v|N_v^c)$, if $v \cup N_v^c \subset G$, as $G = (V, E)$ is a bi-directed graph, the node u get information from the node v , $\forall u \in N_v^c$, and $\exists p \in G \setminus (v \cup N_v^c)$ which links with a node in N_v^c , p could be linked with v . Therefore, $Pr(v|\partial v) \geq Pr(v|N_v^c) + Pr(v|p) > Pr(v|N_v^c)$.

Therefore, in the neighborhood aggregation scheme for the learning of GNN models, the neighborhood N_v^c , $\forall v \in V$ is not sufficient to the representation of the node v .

4.4 Second neighborhood is likely to be a Markov blanket

In a bi-directed graph $G = (V, E)$, $\forall v \in V$ and $\forall e \in E$, the Markov blanket of the node v : ∂v is the subset of the second neighbourhood N_v^s .

Formally, suppose $\exists u \in N_v^s$ which is out of the ∂v , as $G = V, E$ is a bi-directed graph, then the node u is linked with the node v through two edges and an intermediate w . Denote the edge linking the node w and the node v as l_{wv} , and the edge linking the node w and u as l_{wu} .

As l_{wu} and l_{wv} are extraverted edges, then w could be the child of v and u could be the parent of w . Therefore, u should be in the ∂v . This is in contradiction with the hypothesis that u is out of the ∂v .

From the other side, in a bi-directed graph $G = (V, E)$, $\forall v \in V$ and $\forall e \in E$, the second neighbourhood N_v^s is the subset of the Markov blanket of the node v : ∂v .

Similarly, suppose $\exists u \in \partial v$ which is out of N_v^s , then, u could be the parent of the node v , or u could be the parent of the node v 's children. If u is the parent of v , then u is directly linked with v , so $u \in N_v^s$, this is in contradiction with the hypothesis that u is out of N_v^s . If u is the parent of the node v 's children, then $\exists w$ which is the child of v and is linked with u . So $u \in N_v^s$. This is in contradiction with the hypothesis that u is out of N_v^s .

Therefore, in a bi-directed graph $G = (V, E)$, $\forall v \in V$ and $\forall e \in E$, the N_v^s is very likely to be equal as ∂v .

4.5 Enlarge neighborhood

After the above analysis, in the learning of the graph $G = (V, E)$ and iteratively neighborhood aggregation scheme which condition(a) holds, the neighborhood N_v , $\forall v \in V$ is not sufficient for the learning of representation vector of each node. We propose a neighborhood which is defined as N_v^s , which could be applied in the neighborhood aggregation scheme.

Bioinformatic Graph Datasets				
Graph Dataset Name	MUTAG	PROTEINS	PTC	NCI1
graph	118	1113	344	41110
classes	2	2	2	2
Avg nodes	17.9	39.1	25.5	29.8
Classical Graph Baselines				
WL subtree	90.4 \pm 5.7	75.0 \pm 3.1	59.9 \pm 4.3	86.0 \pm 1.8
AWL	87.9 \pm 9.8	-	-	-
Deep Graph Baselines				
DCNN	67.0	61.3	56.6	62.6
DGCNN	85.8	75.5	58.6	74.4
PATCHYSAN	92.6 \pm 4.2	75.9 \pm 2.8	60.0 \pm 4.8	78.6 \pm 1.9
SUM-MLP(GIN-0)	89.4 \pm 5.6	76.2 \pm 2.8	64.6 \pm 7.0	82.7 \pm 1.7
SUM-MLP(GIN- ϵ)	89.0 \pm 6.0	75.9 \pm 3.8	63.7 \pm 8.2	82.7 \pm 1.6
MEAN-MLP	83.5 \pm 6.3	75.5 \pm 3.4	66.6 \pm 6.9	80.9 \pm 1.8
Sum-1-Layer	90.0 \pm 8.8	76.2 \pm 2.6	63.1 \pm 5.7	82.0 \pm 1.5
Proposed Method				
NESG	94.14 \pm 2.74	78.97 \pm 3.17	73.56 \pm 4.27	83.85 \pm 1.05

Table 1: Test set classification accuracies of Bioinformatic Graph Datasets (%). Among listed classical graph models and deep graph models, the best-performing models are highlighted in bold.

Social Graph Datasets				
Graph Dataset Name	IMDB-B	COLLAB	RDT-M5K	IMDB-M
graph	1000	5000	5000	1500
classes	2	3	5	3
Avg nodes	19.8	74.5	508.5	13.0
Classical Graph Baselines				
WL subtree	73.8 \pm 3.9	78.9 \pm 1.0	52.5 \pm 2.1	50.9 \pm 3.8
AWL	74.5 \pm 5.9	73.9 \pm 1.9	54.7 \pm 2.9	51.5 \pm 3.6
Deep Graph Baselines				
DCNN	49.1	52.1	—	33.5
DGCNN	70.0	73.7	—	47.8
PATCHYSAN	71.0 \pm 2.2	72.6 \pm 2.2	49.1 \pm 0.7	45.2 \pm 2.8
SUM-MLP(GIN-0)	75.1 \pm 5.1	80.2 \pm 1.9	57.5 \pm 1.5	52.5 \pm 2.8
SUM-MLP(GIN- ϵ)	74.3 \pm 5.1	80.1 \pm 1.9	57.0 \pm 1.7	52.1 \pm 3.6
MEAN-MLP	73.7 \pm 3.7	79.2 \pm 2.3	20.0 \pm 0.0	52.3 \pm 3.1
Sum-1-Layer	74.1 \pm 5.0	80.6 \pm 1.9	55.1 \pm 1.6	52.2 \pm 2.4
Proposed Method				
NESG	77.94 \pm 4.31	80.71 \pm 1.48	57.60 \pm 1.80	54.52 \pm 0.39

Table 2: Test set classification accuracies of Social Graph Datasets (%). Among listed classical graph models and deep graph models, the best-performing models are highlighted in bold.

Besides, random sampling is applied to chosen nodes in the second neighborhood N_v^s randomly, the chosen nodes are used along with all nodes in N_v^c together, in case that N_v^s is very large which contains many nodes.

5 Experiments

Dataset. We evaluate 8 graph classification benchmarks. There are 4 bioinformatics datasets (MUTAG, PTC, NCI1, PROTEINS) and 4 social datasets (COLLAB, IMDB-BINARY, IMDB-MULTI, REDDITBINARY and REDDIT-MULTI5k) [22]. For a fair comparison with the state-of-the-art, we set the nodes in the same setting. In detail, the node features are set as the categorical input features for the bioinformatic graphs, the node features are created for social networks. All node feature vectors are set to be the same for the REDDIT datasets, one-hot encodings of node degrees are set for other social networks.

Experiment configurations. Our proposed neighborhood enlargement strategy is evaluated. Under this strategy, we consider two variants: (1) the second neighborhood is applied in GINs [20]. (2) nodes are randomly chosen and added to the common neighborhood in GNNs [1, 12, 24]. Both methods are applied to train GINs for the classification experiments. As we will see, both methods show strong empirical performance, not only do the two methods outperform the performance of the state-of-the-art, but also demonstrates easy implementation. For model configuration of the baseline GNNs [1, 12, 24] and GINs [20], sum, mean and max-pooling are applied in the aggregation. Besides, MLPs with 1-layer perceptrons, a linear mapping and ReLU are applied in the GNNs. GCN applies mean-1-layer and GraphSAGE [5] applies max-1-layer respectively. The same graph-level readout (READOUT in Eq) is applied in all models in the experiments, specifically, sum readout and mean readout are applied on bioinformatics and social dataset respectively.

For a fair comparison, 10-fold cross-validation for all datasets is made. Both average and standard deviation of validation accuracies cross the 10-fold validation are reported. For all experiments, 5 GNN layers and 2 MLPs are applied. Batch normalization is applied to each hidden layer. Adam optimizer is used for the training of all datasets. The initial learning rate is set as 0.01, and the learning rate is decayed by 0.5 every 50 epochs. The other hyper-parameters for tuning each graph data are also the same with the baseline model. The batch size is set as 128 or 32, the dropout ratio is set as 0 or 0.5 after the dense layer, the number of epochs is set as 350. For social graphs, the number of hidden units is set as 64, for bioinformatics graphs, the number of hidden units is set as 16 or 32. The best cross-validation accuracy averaged over 10 folds is selected for each epoch.

Baseline models. The state-of-the-art baseline models including GNNs variants, GINs variants, kernel-based models and classical models are compared for graph classification tasks. (1). state-of-the-art deep learning graph network architectures, i.e., Diffusion-convolutional neural networks (DCNN) [1], PATCHY-SAN [12], Deep Graph CNN (DGCNN) [24] and GraphSAGE (DGSAGE) [9]; (2). state-of-the-art deep learning Graph Isomorphism Network [20], i.e. GIN that learns ϵ noted as GIN- ϵ , GIN-0 that ϵ is set as 0, mean-MLPs, mean-1-Layer, max-MLPs, sum-1-layer which replace the GIN-0 aggregation with mean or max-pooling, or replace MLPs with 1-layer perceptrons; (3). the WL subtree kernel-based model [16], where the classifier is used as C-SVM and hyper-parameters for the number of WL iterations is sets as $\in \{1, 2, \dots, 6\}$; (4). Anonymous Walk Embeddings (AWL) [7].

Results. We validate our theoretical analysis of the neighborhood aggregation of GNNs and proposed methods by comparing the test accuracies. Although our theoretical analysis does not directly speak about the generalization and prediction ability of GNNs, it is expected that our proposed methods based on the above analysis can better accurately capture graph structures of interest better in comparison with state-of-the-art for the listed benchmarks.

First, the proposed neighborhood enlargement strategy is applied on GIN-0(NESG), outperform the listed state-of-the-art GNNs, GINs, and other models for all the listed datasets including 4 bioinformatics graph datasets and 4 social graph datasets. In detail, NESG outperforms the listed GNN variants, classical graph models and GIN variants for listed graph datasets. Particularly, for bioinformatics graph datasets, the test accuracy is 94.14 ± 2.74 on MUTAG which is better than the best performance 92.6 ± 4.2 from baselines. Similarly, 78.97 ± 3.17 is achieved on PROTEINS and is higher than 76.2 ± 2.8 , 73.56 ± 4.27 and 83.16 ± 1.84 are obtained for PTC and NCL1 respectively. While, the best performance from the baselines are 59.9 ± 4.3 and 86.0 ± 1.8 . For social graph datasets, the performance achieved from NESG is 77.94 ± 4.31 , 80.71 ± 1.48 , 57.60 ± 1.80 and 54.52 ± 0.39 for IMDB-B, COLLAB, RDT-M5K and IMDB-M respectively. They are higher than 75.1 ± 5.1 , 80.6 ± 1.9 , 57.5 ± 1.5 and 52.5 ± 2.8 which are the best performance of the baseline graph models.

6 Conclusion

In this paper, in the iterate neighborhood aggregation scheme, we analyzed the properties of nodes, edges, and neighborhood of the GNNs. Then, on the basis of our analysis, we find the insufficiency of common neighborhood applied in the state-of-the-art GNNs and GINs. Therefore, we proposed a new neighborhood which is more sufficient than the common one. However, from our experiments, we find this new neighborhood costs a high computation if the graph dataset contains several hundreds of nodes. And the achieved performance is still far from satisfactory for some benchmarks. Therefore, future work is likely to reduce computation and improve performance as well.

References

- [1] James Atwood and Don Towsley. Diffusion-convolutional neural networks. In *Advances in Neural Information Processing Systems*, pages 1993–2001, 2016.
- [2] Peter Battaglia, Razvan Pascanu, Matthew Lai, Danilo Jimenez Rezende, et al. Interaction networks for learning about objects, relations and physics. In *Advances in neural information processing systems*, pages 4502–4510, 2016.
- [3] Michaël Defferrard, Xavier Bresson, and Pierre Vandergheynst. Convolutional neural networks on graphs with fast localized spectral filtering. In *Advances in neural information processing systems*, pages 3844–3852, 2016.
- [4] David K Duvenaud, Dougal Maclaurin, Jorge Iparraguirre, Rafael Bombarell, Timothy Hirzel, Alán Aspuru-Guzik, and Ryan P Adams. Convolutional networks on graphs for learning molecular fingerprints. In *Advances in neural information processing systems*, pages 2224–2232, 2015.
- [5] Will Hamilton, Zhitao Ying, and Jure Leskovec. Inductive representation learning on large graphs. In *Advances in Neural Information Processing Systems*, pages 1024–1034, 2017.
- [6] William L Hamilton, Rex Ying, and Jure Leskovec. Representation learning on graphs: Methods and applications. *arXiv preprint arXiv:1709.05584*, 2017.
- [7] Sergey Ivanov and Evgeny Burnaev. Anonymous walk embeddings. *arXiv preprint arXiv:1805.11921*, 2018.
- [8] Steven Kearnes, Kevin McCloskey, Marc Berndl, Vijay Pande, and Patrick Riley. Molecular graph convolutions: moving beyond fingerprints. *Journal of computer-aided molecular design*, 30(8):595–608, 2016.
- [9] Thomas N Kipf and Max Welling. Semi-supervised classification with graph convolutional networks. *arXiv preprint arXiv:1609.02907*, 2016.
- [10] Tao Lei, Wengong Jin, Regina Barzilay, and Tommi Jaakkola. Deriving neural architectures from sequence and graph kernels. In *Proceedings of the 34th International Conference on Machine Learning-Volume 70*, pages 2024–2033. JMLR. org, 2017.
- [11] Yujia Li, Daniel Tarlow, Marc Brockschmidt, and Richard Zemel. Gated graph sequence neural networks. *arXiv preprint arXiv:1511.05493*, 2015.
- [12] Mathias Niepert, Mohamed Ahmed, and Konstantin Kutzkov. Learning convolutional neural networks for graphs. In *International conference on machine learning*, pages 2014–2023, 2016.
- [13] Batch Normalization. Accelerating deep network training by reducing internal covariate shift. *CoRR*.–2015.–Vol. *abs/1502.03167*.–URL: <http://arxiv.org/abs/1502.03167>, 2015.
- [14] Adam Santoro, David Raposo, David G Barrett, Mateusz Malinowski, Razvan Pascanu, Peter Battaglia, and Timothy Lillicrap. A simple neural network module for relational reasoning. In *Advances in neural information processing systems*, pages 4967–4976, 2017.
- [15] Franco Scarselli, Marco Gori, Ah Chung Tsoi, Markus Hagenbuchner, and Gabriele Monfardini. The graph neural network model. *IEEE Transactions on Neural Networks*, 20(1):61–80, 2009.
- [16] Nino Shervashidze, Pascal Schweitzer, Erik Jan van Leeuwen, Kurt Mehlhorn, and Karsten M Borgwardt. Weisfeiler-lehman graph kernels. *Journal of Machine Learning Research*, 12(Sep):2539–2561, 2011.
- [17] Petar Veličković, Guillem Cucurull, Arantxa Casanova, Adriana Romero, Pietro Lio, and Yoshua Bengio. Graph attention networks. *arXiv preprint arXiv:1710.10903*, 2017.
- [18] Saurabh Verma and Zhi-Li Zhang. Graph capsule convolutional neural networks. *arXiv preprint arXiv:1805.08090*, 2018.

- [19] Boris Weisfeiler and Andrei A Lehman. A reduction of a graph to a canonical form and an algebra arising during this reduction. *Nauchno-Tekhnicheskaya Informatsia*, 2(9):12–16, 1968.
- [20] Keyulu Xu, Weihua Hu, Jure Leskovec, and Stefanie Jegelka. How powerful are graph neural networks? *arXiv preprint arXiv:1810.00826*, 2018.
- [21] Keyulu Xu, Chengtao Li, Yonglong Tian, Tomohiro Sonobe, Ken-ichi Kawarabayashi, and Stefanie Jegelka. Representation learning on graphs with jumping knowledge networks. *arXiv preprint arXiv:1806.03536*, 2018.
- [22] Pinar Yanardag and SVN Vishwanathan. Deep graph kernels. In *Proceedings of the 21th ACM SIGKDD International Conference on Knowledge Discovery and Data Mining*, pages 1365–1374. ACM, 2015.
- [23] Zhitao Ying, Jiaxuan You, Christopher Morris, Xiang Ren, Will Hamilton, and Jure Leskovec. Hierarchical graph representation learning with differentiable pooling. In *Advances in Neural Information Processing Systems*, pages 4800–4810, 2018.
- [24] Muhan Zhang, Zhicheng Cui, Marion Neumann, and Yixin Chen. An end-to-end deep learning architecture for graph classification. In *Thirty-Second AAAI Conference on Artificial Intelligence*, 2018.