

ON THE EXISTENCE OF HOPF BIFURCATIONS IN THE SEQUENTIAL AND DISTRIBUTIVE DOUBLE PHOSPHORYLATION CYCLE

CARSTEN CONRADI¹, ELISENDA FELIU², MAYA MINCHEVA³

ABSTRACT. Protein phosphorylation cycles are important mechanisms of the post translational modification of a protein and as such an integral part of intracellular signaling and control. We consider the sequential phosphorylation and dephosphorylation of a protein at two binding sites. While it is known that proteins where phosphorylation is processive and dephosphorylation is distributive admit oscillations (for some value of the rate constants and total concentrations) it is not known whether or not this is the case if both phosphorylation and dephosphorylation are distributive. We study four simplified mass action models of sequential and distributive phosphorylation and show that for each of those there do not exist rate constants and total concentrations where a Hopf bifurcation occurs. To arrive at this result we use convex parameters to parameterize the steady state and Yang's Theorem.

1. INTRODUCTION

Protein phosphorylation cycles consist of three proteins, a substrate S and two enzymes K and F . One enzyme, the kinase K attaches phosphate groups to the substrate and hence phosphorylates the substrate while the other, the phosphatase F , removes phosphate groups and hence dephosphorylates the substrate. Protein phosphorylation cycles are important mechanisms of post-translational modification of a protein and as such an integral part of intracellular signaling and control [10]. Often phosphorylation and dephosphorylation follow a sequential and distributive mechanism as depicted in Fig. 1a: in each encounter of S and either K or F exactly one binding site is (de)phosphorylated. If either phosphorylation or dephosphorylation follows a processive mechanism, then at least two binding sites are (de)phosphorylated in each encounter of S and either K or F (cf. Fig. 1b & 1c). Here we study the sequential and distributive phosphorylation of a protein S at two binding sites as depicted in Fig. 1a.

Mathematical models of both processive and distributive phosphorylation have been extensively studied and it is known that they admit complex dynamics (see e.g. [10], [17] or [24] and the many references therein). The mass action model of the sequential and distributive phosphorylation cycle depicted in Fig. 1a is arguably one of the – mathematically – best studied and challenging systems of post translational modification: both multistationarity (the existence of at least two positive steady states) and bistability (the existence of two locally stable positive steady states) have been established (cf. for example [6, 7] for multistationarity, [18] for bistability). In fact it has been shown that this mass action model admits at most three positive steady states [13, 26].

In contrast purely processive phosphorylation cycles have a unique stable steady state [9], while the mixed cycles depicted in Fig. 1b and 1c have a unique steady state that might not be stable, and admit oscillations [8]. Distributive steps therefore seem to be involved with the emergence of oscillations, in particular as in more involved combinations of distributive and processive steps, oscillations have been reported as well [10, 21].

¹Life Science Engineering, HTW Berlin, Wilhelminenhofstr. 75, 10459 Berlin. carsten.conradi@HTW-Berlin.de

²Department of Mathematical Sciences, University of Copenhagen, Universitetsparken 5, 2100 Copenhagen, Denmark. efeliu@math.ku.dk

³Department of Mathematical Sciences, Northern Illinois University, 1425 W. Lincoln Hwy., DeKalb IL 60115, USA. mmincheva@niu.edu

Date: May 21, 2019.

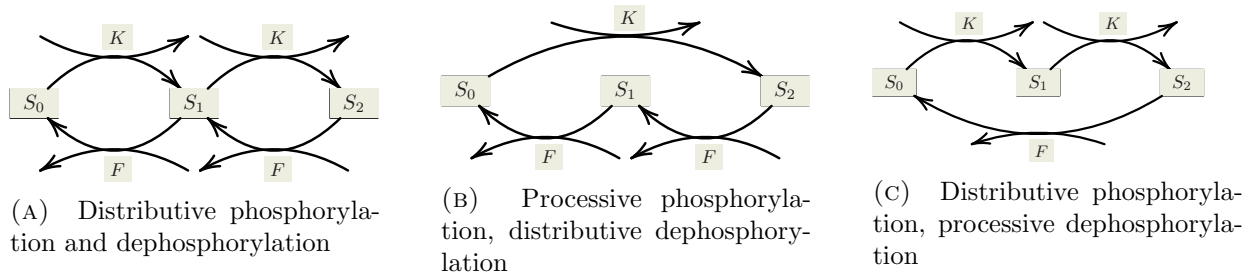


FIGURE 1. Phosphorylation cycles describing the phosphorylation of S at two binding sites. S_0 unphosphorylated S , S_1 and S_2 mono- and bi-phosphorylated S . Only in the distributive (de)phosphorylation steps mono-phosphorylated S_1 is released.

Interestingly, oscillations have not been reported for the cycle depicted in Fig. 1a, despite considerable effort by different research groups. One avenue to establish oscillations is to determine values of rate constants and concentration variables where a supercritical Hopf bifurcation occurs, see e.g. [19]. In [12] Hopf bifurcation points have been located in the parameter space of a variety of models from the systems biology literature. In [12, Section 5.36] a simplification of the mass action model of Fig. 1a is examined. The authors provide steady state concentration values and rate constants of a candidate Hopf bifurcation point. (The rate constants are provided indirectly since they can be computed from the ‘convex parameters’ the authors use, cf. Section 3.2). Applying Yang’s Theorem [27] (see also Proposition 1), however, shows that at this point no Hopf bifurcation occurs: the candidate point satisfies the conditions of Proposition 1 on the Hurwitz determinants but it fails the condition on the constant coefficient of the characteristic polynomial. Thus it cannot be a point of Hopf bifurcation, for more details see the discussion in Section 6. In summary, to the best of our knowledge, for the mass action model of the phosphorylation cycle in Fig. 1a nor simplifications of it, neither Hopf bifurcations nor oscillations have been reported to date.

In this paper we work towards solving the problem of existence or non-existence of Hopf bifurcations for the double phosphorylation network. We follow the strategy outlined in [8] and as in [12] we use convex parameters (see Section 3.2). As in [12] we consider simplifications of the mass action model derived from Figure 1a. Specifically we consider all four mass action networks derived from Fig. 1a that contain only two (out of four possible) enzyme-substrate complexes. This is done for two reasons: first, the four networks are biochemically interesting and hence worth studying by themselves (cf. Remark 3). Second, while it is trivial to see that three of the models do not admit Hopf bifurcations, the fourth model displays a nice structure that can be explored, even when all parameters treated as unknown, by performing symbolic computations.

The paper is organized as follows: in Section 2 we introduce the notation. We further recall convex parameters and Yang’s Theorem for Hopf bifurcations in Section 3. In Section 4 we motivate the mass action models studied in this paper. In Section 5 we prove that for none of the four mass action models Hopf bifurcations are possible: for each mass action model we show that there do not exist parameter values such that a Hopf bifurcation occurs (this is Theorem 1). The proof of the theorem relies on large symbolic computations that we present in the Maple Supplementary File ‘**SupplMat1.mw**’ (see also ‘SupplMat1.pdf’ for a pdf version). In Section 6 we comment in more detail on the candidate point presented in [12].

2. NOTATION

We consider systems of n chemical species A_1, \dots, A_n and r chemical reactions of the form

$$\sum_{i=1}^n \alpha_{ij} A_i \xrightarrow{\kappa_j} \sum_{i=1}^n \beta_{ij} A_i, \quad j = 1, 2, \dots, r,$$

where the integer numbers $\alpha_{ij} \geq 0$, $\beta_{ij} \geq 0$ are the stoichiometric coefficients and $\kappa_j > 0$ the rate constants. We use x_i to denote the concentration of species A_i . Throughout this paper we will assume that all reactions are governed by mass action kinetics, that is, the reaction rate is proportional to the product of the concentrations of the reacting species. Then the reaction rate $v_j(\kappa, x)$ of the j -th reaction is

$$v_j(\kappa, x) = \kappa_j \prod_{i=1}^n x_i^{\alpha_{ij}}. \quad (1)$$

With this, the above reaction network defines the following system of ordinary differential equations

$$\dot{x} = Nv(\kappa, x), \quad (2)$$

where N is the stoichiometric matrix. Here N is of dimension $n \times r$ and $v(\kappa, x)$ of dimension $r \times 1$. The ij -th entry of N is given by the difference of the stoichiometric coefficients:

$$N_{ij} = \beta_{ij} - \alpha_{ij}.$$

Let $\text{diag}(\kappa)$ be the diagonal $r \times r$ matrix of rate constants

$$\text{diag}(\kappa) = \text{diag}(\kappa_1, \kappa_2, \dots, \kappa_n)$$

where the κ_i coordinate of a r -dimensional vector κ is the $[i, i]$ entry of $\text{diag}(\kappa)$. Let Y be the $n \times r$ matrix whose column vectors y_j contain the stoichiometric coefficients α_{ij} of the reactant of the j -th reaction. The matrix Y is sometimes called the *kinetic order matrix*. Given vectors $x, y \in \mathbb{R}^n$, we use the notation $x^y = \prod_{i=1}^n x_i^{y_i}$. Then the columns of Y define the monomial vector

$$\psi(x) = \begin{pmatrix} x^{y_1} \\ \vdots \\ x^{y_r} \end{pmatrix}$$

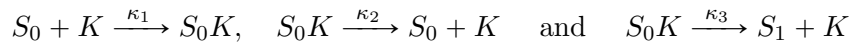
and $v(\kappa, x)$ can be written as the product

$$v(\kappa, x) = \text{diag}(\kappa)\psi(x).$$

For example the reaction network



consists of the three reactions



among the four species S_0 , K , S_1 and S_0K taken in that order as species A_1 through A_4 . The stoichiometric coefficients of the first reaction are $\alpha_{11} = \alpha_{21} = \beta_{41} = 1$ and $\alpha_{31} = \alpha_{41} = \beta_{11} = \beta_{21} = \beta_{31} = 0$. The differences $\beta_{i1} - \alpha_{i1}$ define the first column of the following stoichiometric matrix (the remaining columns are defined in a similar way):

$$N = \begin{bmatrix} -1 & 1 & 0 \\ -1 & 1 & 1 \\ 0 & 0 & 1 \\ 1 & -1 & -1 \end{bmatrix}.$$

With mass action kinetics, the reaction rate vector is

$$v(k, x) = \begin{pmatrix} \kappa_1 x_1 x_2 \\ \kappa_2 x_4 \\ \kappa_3 x_4 \end{pmatrix} = \begin{bmatrix} \kappa_1 & 0 & 0 \\ 0 & \kappa_2 & 0 \\ 0 & 0 & \kappa_3 \end{bmatrix} \begin{pmatrix} x_1 x_2 \\ x_4 \\ x_4 \end{pmatrix}.$$

The kinetic order matrix is

$$Y = \begin{bmatrix} 1 & 0 & 0 \\ 1 & 0 & 0 \\ 0 & 0 & 0 \\ 0 & 1 & 1 \end{bmatrix}.$$

3. BACKGROUND

3.1. Yang's criterion for Hopf bifurcations. In this subsection we review Yang's criterion to detect Hopf bifurcations. This subsection closely follows [8, Section 2.3].

Given a parameter dependent ODE system $\dot{x} = g_\mu(x)$, if a single complex-conjugate pair of eigenvalues of the Jacobian matrix crosses the imaginary axis, while all other eigenvalues remain with negative real parts (as parameters vary), then a *simple Hopf bifurcation* occurs. If the Hopf bifurcation is supercritical, then it generates *oscillations* or periodic orbits for nearby parameter values [20]. We will use a criterion of Yang for the existence of Hopf bifurcations in terms of Hurwitz-matrix determinants (Proposition 1). Using Yang's criterion is convenient since we can avoid the explicit computation of the eigenvalues of the Jacobian, which is usually not possible for parametric matrices.

The setup of the criterion is as follows. Let an ODE system be parametrized by a single parameter $\mu \in \mathbb{R}$:

$$\dot{x} = g_\mu(x),$$

where $x \in \mathbb{R}^s$, and $g_\mu(x)$ varies smoothly in μ and x . Let $x^* \in \mathbb{R}^s$ be a steady state of the ODE system for some fixed value μ_0 , that is, $g_{\mu_0}(x^*) = 0$. Furthermore, we assume that we have a smooth curve of steady states around μ_0 :

$$\mu \mapsto x(\mu) \tag{3}$$

that is, $g_\mu(x(\mu)) = 0$ for all μ close enough to μ_0 such that $x(\mu_0) = x^*$. By the Implicit Function Theorem, this curve exists if the Jacobian of $g_{\mu_0}(x)$ evaluated at x^* is non-singular.

Consider the characteristic polynomial of the Jacobian matrix $\text{Jac } g_\mu$ of g_μ , evaluated at $x(\mu)$:

$$p_\mu(z) := \det(zI - \text{Jac } g_\mu)|_{x=x(\mu)} = a_0(\mu)z^s + a_1(\mu)z^{s-1} + \dots + a_s(\mu),$$

and for $i = 1, \dots, s$, we let $H_i(\mu)$ be the i -th Hurwitz matrix of $p_\mu(z)$ defined below.

Definition 1. The i -th Hurwitz matrix of a univariate polynomial $p(z) = a_0z^s + a_1z^{s-1} + \dots + a_s$ is the following $i \times i$ matrix:

$$H_i = \begin{pmatrix} a_1 & a_0 & 0 & 0 & 0 & \dots & 0 \\ a_3 & a_2 & a_1 & a_0 & 0 & \dots & 0 \\ \vdots & \vdots & \vdots & \vdots & \vdots & & \vdots \\ a_{2i-1} & a_{2i-2} & a_{2i-3} & a_{2i-4} & a_{2i-5} & \dots & a_i \end{pmatrix},$$

in which the (k, l) -th entry is a_{2k-l} as long as $0 \leq 2k - l \leq s$, and 0 otherwise.

We state Yang's criterion for Hopf bifurcations next.

Proposition 1 (Yang's criterion [27]). *If the above setup holds, then there exists a simple Hopf bifurcation at x^* with respect to μ if and only if:*

- (i) $a_s(\mu_0) > 0$,
- (ii) $\det H_1(\mu_0) > 0, \det H_2(\mu_0) > 0, \dots, \det H_{s-2}(\mu_0) > 0$, and
- (iii) $\det H_{s-1}(\mu_0) = 0$ and $\frac{d(\det H_{s-1}(\mu))}{d\mu}|_{\mu=\mu_0} \neq 0$.

In the following sections we will use it to prove the non-existence of Hopf bifurcations in subnetworks of the mass action network derived from Fig. 1a. For a reaction network with n species, if the rank s of the stoichiometric matrix N is not maximal, as it is the case in our networks, then the dynamics takes place in the invariant s -dimensional linear subspaces $x_0 + \text{im } N$.

This implies that 0 is a root of the characteristic polynomial of $Nv(\kappa, x)$ with multiplicity $n - s$ and hence it factors as

$$p_{\kappa, x}(z) = z^{n-s} (a_0(\kappa, x)z^s + a_1(\kappa, x)z^{s-1} + \cdots + a_s(\kappa, x)).$$

The polynomial $a_0(\kappa, x)z^s + a_1(\kappa, x)z^{s-1} + \cdots + a_s(\kappa, x)$ is the characteristic polynomial of the Jacobian of the restriction of system (2) to $x + \text{im } N$, and hence we apply Yang's criterion to this polynomial.

In practice, one starts by finding specific values κ and a corresponding steady state x^* such that

$$a_s(\kappa, x^*) > 0, \quad \det H_1(\kappa, x^*) > 0, \dots, H_{s-2}(\kappa, x^*) > 0 \quad \text{and} \quad \det H_{s-1}(\kappa, x^*) = 0. \quad (4)$$

Afterwards, one checks for one of the parameters of the system, which becomes μ , whether $\frac{d(\det H_{s-1}(\kappa, x^*))}{d\mu} \Big|_{\mu=\mu_0} \neq 0$. If there is no value of κ and corresponding positive steady state x^* that satisfies (4), then the system does not admit Hopf bifurcations.

3.2. Convex parameters. By the previous subsection, in order to determine whether a Hopf bifurcation can arise in our systems, we need to analyze the Jacobian matrix of the right-hand side of (2) for all possible values of rate constants κ and positive steady states x^* . Here we reparametrize the Jacobian matrices using so-called *convex parameters*. These parameters were introduced by B. Clarke in [4] to analyze the stability of the mass action reaction system (2), in the context of *Stoichiometric Network Analysis* (SNA) theory.

A positive steady state $x^* \in \mathbb{R}_{>0}^n$ of (2) satisfies the polynomial system $N \text{diag}(\kappa)\psi(x^*) = 0$. At a positive steady state x^* of (2), the rate functions $v = v(\kappa, x^*)$ satisfy the linear problem

$$Nv = 0, \quad v \geq 0. \quad (5)$$

The vector v is referred to as a *flux vector* in the SNA theory [3]. The solutions v of (5) define a convex polyhedral cone called the *flux cone*. Convex polyhedral cones have a finite number of extreme vectors up to a scalar positive multiplication [22]. Therefore, any flux vector v can be represented as a nonnegative linear combination of its extreme vectors $\{E_1, \dots, E_l\}$

$$v = \sum_{i=1}^l \lambda_i E_i = E\lambda, \quad \text{all } \lambda_i \geq 0, \quad (6)$$

where E is the matrix with columns E_1, \dots, E_l and $\lambda = (\lambda_1, \dots, \lambda_l)$.

- Remark 1** (cf. [22]).
- (a) The vectors E_1, E_2, \dots, E_l need not be linearly independent.
 - (b) If all extreme vectors E_1, \dots, E_l are unit vectors, then their choice is unique.
 - (c) When $v = v(\kappa, x^*)$ and $x^* \in \mathbb{R}_{>0}^n$, then all components of v are positive. This might impose some restrictions on the possible values of λ in (6).

The nonnegative coefficients $\lambda_1, \dots, \lambda_l$ in (6) are often referred to as convex parameters in the literature. However, they do not account alone for all new parameters - the other group of parameters used in SNA theory are reciprocals of each positive steady state coordinate $x_k^* > 0$. They are denoted by

$$h_k = \frac{1}{x_k^*}, \quad k = 1, \dots, n. \quad (7)$$

Definition 2. A vector of convex parameters is a vector of the form $(h, \lambda) = (h_1, \dots, h_n, \lambda_1, \dots, \lambda_l) \in \mathbb{R}_{>0}^n \times \mathbb{R}_{\geq 0}^l$ such that $E\lambda \in \mathbb{R}_{>0}^n$.

The convex parameters are convenient for parameterizing the Jacobian $J(\kappa, x)$ evaluated at a positive steady state $x = x^*$. To see this, note that the (j, i) -th entry of the Jacobian of $v(\kappa, x)$ evaluated at x^* is

$$\frac{\partial v_j(\kappa, x)}{\partial x_i} \Big|_{x=x^*} = \frac{\alpha_{ij} v_j(\kappa, x^*)}{x_i^*} = \alpha_{ij} v_j(\kappa, x^*) \frac{1}{x_i^*}.$$

Hence, the Jacobian of $Nv(\kappa, x)$ evaluated at x^* is

$$J(\kappa, x)|_{x=x^*} = N \operatorname{diag}(v(\kappa, x^*)) Y^T \operatorname{diag}\left(\frac{1}{x^*}\right),$$

where we use the vector notation

$$\frac{1}{x} = \left(\frac{1}{x_1}, \dots, \frac{1}{x_n} \right)^T.$$

Using now (6) and (7) to write $v(\kappa, x^*) = E\lambda$, the Jacobian of $Nv(\kappa, x)$ evaluated at x^* can be written as

$$J(\kappa, x)|_{x=x^*} = J(h, \lambda) = N \operatorname{diag}(E\lambda) Y^T \operatorname{diag}(h), \quad (8)$$

with (h, λ) a vector of convex parameters. Therefore, given a vector of rate constants κ and a corresponding positive steady state x^* , there exist convex parameters (h, λ) such that equality (8) holds.

Conversely, given convex parameters (h, λ) , we define $x^* = 1/h$ and let

$$\kappa = \operatorname{diag}(\psi(h)) E\lambda,$$

which is a positive vector since all entries of $E\lambda$ are positive. Then, using that $\psi_j(x)^{-1} = \psi_j(x^{-1})$, we obtain $v(\kappa, x^*) = \operatorname{diag}(\kappa)\psi(x^*) = E\lambda$, and equality (8) holds as well. This proves the following proposition:

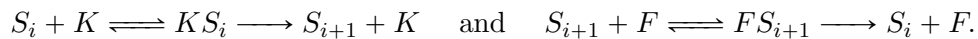
Proposition 2. *The set of Jacobian matrices $J(\kappa, x^*)$ for all κ and corresponding positive steady states x^* is in one-to-one correspondence with the set of matrices defined by the right-hand side of (8), for all $h \in \mathbb{R}_{>0}^n$ and $\lambda \in \mathbb{R}_{\geq 0}^l$ such that $E\lambda \in \mathbb{R}_{>0}^r$.*

The computation of the Jacobian in convex parameters (8) appears in great detail in previous works [1, 14]. In Section 5, we use the Jacobian in convex coordinates given in (8) and apply Yang's Theorem to conclude that there does not exist a point (h, λ) where a Hopf bifurcation occurs. Using the one-to-one correspondence in Proposition 2 between the two sets of parameters, this will imply that there do not exist κ and x^* where a Hopf bifurcation occurs.

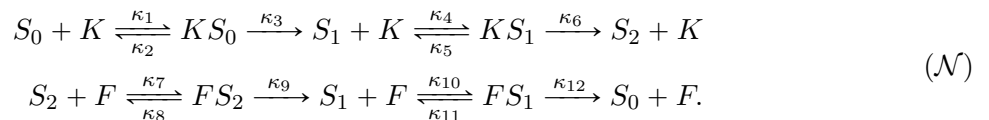
Remark 2. The coefficients of the characteristic polynomial of $J(\kappa, x^*)$ are homogeneous polynomials in the convex parameters if the Jacobian matrix is parametrized as in (8).

4. THE MASS ACTION MODEL DERIVED FROM FIG. 1A AND ITS SIMPLIFICATIONS

Figure 1a contains four phosphorylation events: the phosphorylation of S_0 and S_1 and the dephosphorylation of S_2 and S_1 . At the level of mass action kinetics each of these phosphorylation events can be described by the following reactions (with $i = 0, 1$):

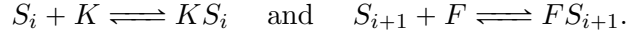


Consequently, if all phosphorylation events depicted in Fig. 1a are described at the mass action level one obtains the following reaction network:



To apply Yang's Theorem one has to compute Hurwitz determinants (see Section 3.1 above). These are determinants of matrices that are composed of the coefficients of the characteristic polynomial of the Jacobian of the ODEs defined by \mathcal{N} . In order to show whether or not there exist some values of the rate constants where a Hopf bifurcation occurs, we have to treat all rate constants as fixed but unknown. The coefficients of the characteristic polynomial may contain several hundred terms (cf. the supporting information of [7]). To facilitate the analysis we consider the following simplifications of \mathcal{N} :

- (i) We consider only the forward reaction of the reversible reactions

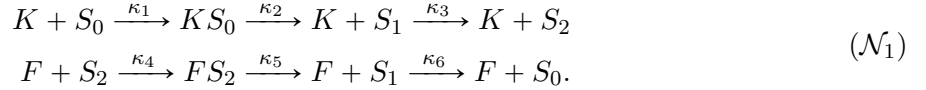


This is a reasonable assumption if the rate constants for the reversible reactions are small.

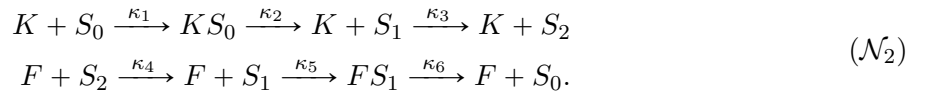
- (ii) We consider only two of the four enzyme-substrate complexes KS_0 , KS_1 , FS_2 and FS_1 .

There are six ways to choose two complexes out of four. Due to the symmetry of the ODE system obtained by interchanging K and F , S_0 and S_2 , and relabeling the rate constants as appropriate, it suffices to consider the following four simplified networks derived from \mathcal{N} :

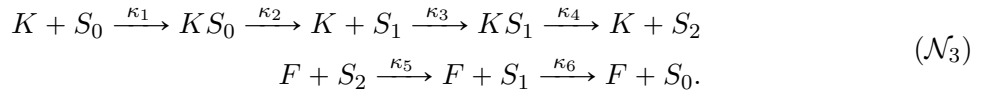
- The network containing only KS_0 and FS_2 :



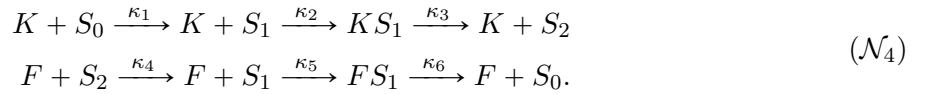
- The network containing only KS_0 and FS_1 (mathematically equivalent to the network containing only FS_2 and KS_1):



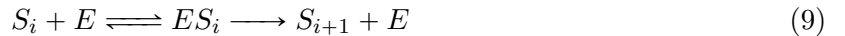
- The network containing only KS_0 and KS_1 (mathematically equivalent to the network containing only FS_2 and FS_1):



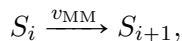
- The network containing only KS_1 and FS_1 :



Remark 3. A well-known simplification of mass action networks is based on the Michaelis-Menten approximation. We view our simplification as similar in spirit but with different focus and hence concurrent. To see this recall that to simplify a reaction network based on the Michaelis-Menten approximation, a mass action network of the form



is replaced by a network of the form



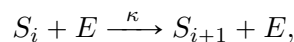
where v_{MM} is the familiar Michaelis-Menten kinetics

$$v_{\text{MM}} = \frac{k_{\text{cat}} E_0 S_i}{K_m + S_i},$$

with catalytic constant k_{cat} , total enzyme concentration E_0 and Michaelis-Menten constant K_m . This is a standard practice of model simplification, for example if the condition formulated by Briggs and Haldane holds [11]; see [15, 16] for the mathematical study of this reduction. In [25] it is shown that the dynamical system that arises from the Michaelis-Menten approximation of the full network \mathcal{N} does not exhibit periodic orbits.

A particular feature of the Michaelis-Menten kinetic v_{MM} is that it is approximately linear in S_i for small values of S_i and approximately constant for very large values. Thus the simplification based on the Michaelis-Menten approximation covers, for example, the saturation of available enzyme with substrate very well. However, it does not capture the influence of varying concentrations of the free enzyme E .

In our simplification we replace a mass action network of the form (9) by a mass action network of the form



where, according to the law of mass action the reaction rate is

$$v_{\text{MA}} = \kappa \cdot S_i \cdot E.$$

Clearly, v_{MA} is linear in S_i , hence for small values of S_i and values of E close to its total concentration E_0 the two reaction rates v_{MA} and v_{MM} behave similar. However, v_{MA} is not able to reproduce the saturation of enzyme by the substrate. But it does capture the influence of varying concentrations of free enzyme E . Hence for some values of E and S_i our simplification behaves similar to the one based on the Michaelis-Menten approximation, but not everywhere. Moreover, our simplification covers the influence of varying concentrations of E .

In summary, the simplification based on the Michaelis-Menten approximation on the one hand is well suited to describe the saturation of the enzyme with substrate but does not account for the influence of varying concentrations of free enzyme. Our simplification on the other hand cannot account for enzyme saturation, but for the influence of varying concentrations of free enzyme. Moreover, for small values of the substrate concentration and for concentrations of free enzyme close to its total amount both simplifications behave similar. Hence we view our simplification as biochemically concurrent to the one based on the Michaelis-Menten approximation. Both simplifications fail to accommodate the complete behavior of the distributive and sequential double phosphorylation cycle of Fig. 1a. But both cover different but equally important aspects of its behavior and hence are well worth studying.

Remark 4. If any of the networks $\mathcal{N}_1 - \mathcal{N}_4$ had a Hopf bifurcation giving rise to oscillations, that is, periodic solutions, then by [2], so would the full mechanism in \mathcal{N} .

5. ABSENCE OF HOPF BIFURCATIONS

In this section we apply Proposition 1, using the discussion after it, to the networks $\mathcal{N}_1 - \mathcal{N}_4$. To this end we use equation (8) to determine the Jacobian matrices $J_1(h, \lambda), \dots, J_4(h, \lambda)$ of networks $\mathcal{N}_1 - \mathcal{N}_4$. The computations are done symbolically and can be found in the supporting file ‘**SuplMat1.mw**’.

We first comment on some common features of the networks:

- Remark 5.**
- (i) Every network consists of 7 species and 6 reactions.
 - (ii) The stoichiometric matrix of every network has rank $s = 4$, as every network has three conserved quantities (the total amount of substrate, kinase and phosphatase).
 - (iii) For every network the cone (5) is spanned by two nonnegative vectors v_0 and v_1 such that $\lambda_1 v_0 + \lambda_2 v_1$ is a positive vector if and only if $\lambda_1, \lambda_2 > 0$.

Observe that a scaling $\alpha\lambda$ of the vector $\lambda = (\lambda_1, \lambda_2)$ with $\alpha > 0$ translates into a scaling $\alpha\kappa$ of the vector of rate constants κ under the correspondence of parametrizations in Proposition 2. Further x^* is a steady state for κ if and only if it is for $\alpha\kappa$ and the Jacobian $J(\kappa, x^*)$ satisfies the hypotheses of Yang’s Theorem if and only if $J(\alpha\kappa, x^*)$ does. Hence, it is enough to take one of λ_1, λ_2 to be one (since both are positive), and we let the elements in the kernel of the stoichiometric matrices N_i be of the form

$$v_0 + \lambda v_1.$$

Therefore, we consider every Jacobian matrix $J_i(h, \lambda)$ according to equation (8) parametrized by 8 parameters: the parameter λ and h_1, \dots, h_7 .

By Remark 5 (i) and (ii) it follows that the characteristic polynomial of every Jacobian $J_i(h, \lambda)$ is a degree 7 polynomial of the form

$$z^3 (a_0(h, \lambda)z^4 + \dots + a_3(h, \lambda)z + a_4(h, \lambda)),$$

where each a_i depends on the 8 parameters λ, h_1, \dots, h_7 (cf. the file ‘**SuplMat1.mw**’). Following the discussion after Proposition 1, for each network we compute $a_4(h, \lambda)$, $\det H_1(h, \lambda)$, $\det H_2(h, \lambda)$ and $\det H_3(h, \lambda)$ (cf. Definition 1) and show the following proposition:

Proposition 3. *With the notation above, we have*

- (i) Network \mathcal{N}_1 : $\det H_1(h, \lambda)$ and $\det H_2(h, \lambda)$ contain only positive monomials, $a_4(h, \lambda)$ and $\det H_3(h, \lambda)$ contain monomials of both signs. But $\det H_3(h, \lambda)$ is positive whenever $a_4(h, \lambda) > 0$ (Proposition 4 in Section 5.1).
- (ii) Network (\mathcal{N}_2) and (\mathcal{N}_3): $\det H_1(h, \lambda)$, $\det H_2(h, \lambda)$ and $\det H_3(h, \lambda)$ contain only positive monomials, $a_4(h, \lambda)$ contains monomials of both signs. Thus $\det H_i(h, \lambda) > 0$, $i = 1, 2, 3$ for positive h and λ and in particular, $\det H_3(h, \lambda) \neq 0$.
- (iii) Network \mathcal{N}_4 : $\det H_1(h, \lambda)$, $\det H_2(h, \lambda)$ and $\det H_3(h, \lambda)$ and $a_4(h, \lambda)$ contain only positive monomials. As in case of \mathcal{N}_2 and \mathcal{N}_3 , one has $\det H_i(h, \lambda) > 0$, $i = 1, 2, 3$ for positive h and λ and in particular, $\det H_3(h, \lambda) \neq 0$.

In particular, this proposition (which is proven below) tells us that in all four networks, $\det H_3(h, \lambda) \neq 0$ whenever $a_4(h, \lambda) > 0$. As a consequence we obtain the following theorem.

Theorem 1. *For the networks $\mathcal{N}_1 - \mathcal{N}_4$ there do not exist rate constants κ and a corresponding positive steady state x^* that satisfy the conditions (i)-(iii) of Proposition 1. Thus, in particular, there do not exist κ and x^* such that a Hopf bifurcation occurs.*

Proof. By Proposition 3 and the correspondence between the two parametrizations of the Jacobian given in Proposition 2, there do not exist κ and a corresponding positive steady state x^* such that the corresponding Hurwitz determinant $\det H_3(\kappa, x^*)$ vanishes and the coefficient of lowest degree of the characteristic polynomial $a_4(\kappa, x^*)$ is positive. Hence there is no choice of (κ, x^*) such that $J(\kappa, x^*)$ satisfies (4) nor Proposition 1, and hence each of the networks does not admit a Hopf bifurcation. \square

Remark 6. By [23], the networks \mathcal{N}_1 , \mathcal{N}_2 and \mathcal{N}_3 are multistationary, while \mathcal{N}_4 is not. Hence, by [5], the coefficient of lowest degree of the Jacobian must vanish for some κ and positive steady state x^* , and consistently $a_4(h, \lambda)$ must contain monomials of both signs.

All that remains is to show Proposition 3. This is done through a combination of mathematical reasoning aided by symbolic computations performed in Maple and Mathematica. In the following subsections we present for each network the stoichiometric matrix N_i , the kinetic order matrix Y_i , the matrix E_i whose columns are vectors v_0 and v_1 that generate the cone (5) and the Jacobian matrix $J_i(h, \lambda)$. Where appropriate we then the coefficient $a_4(h, \lambda)$ and the determinants of the Hurwitz matrices $\det H_i(h, \lambda)$. The computations are given in the supplementary file ‘SupplMat1.mw’.

5.1. Network \mathcal{N}_1 . We denote by $x_1, x_2, x_3, x_4, x_5, x_6, x_7$ the concentrations of $K, F, S_0, S_1, S_2, KS_0, FS_2$ respectively. Then the stoichiometric matrix, the kinetic order matrix and the matrix E_1 are

$$N_1 = \begin{bmatrix} -1 & 1 & 0 & 0 & 0 & 0 \\ 0 & 0 & 0 & -1 & 1 & 0 \\ -1 & 0 & 0 & 0 & 0 & 1 \\ 0 & 1 & -1 & 0 & 1 & -1 \\ 0 & 0 & 1 & -1 & 0 & 0 \\ 1 & -1 & 0 & 0 & 0 & 0 \\ 0 & 0 & 0 & 1 & -1 & 0 \end{bmatrix}, Y_1 = \begin{bmatrix} 1 & 0 & 1 & 0 & 0 & 0 \\ 0 & 0 & 0 & 1 & 0 & 1 \\ 1 & 0 & 0 & 0 & 0 & 0 \\ 0 & 0 & 1 & 0 & 0 & 1 \\ 0 & 0 & 0 & 1 & 0 & 0 \\ 0 & 1 & 0 & 0 & 0 & 0 \\ 0 & 0 & 0 & 0 & 1 & 0 \end{bmatrix} \text{ and } E_1 = \begin{bmatrix} 1 & 0 \\ 1 & 0 \\ 0 & 1 \\ 0 & 1 \\ 0 & 1 \\ 1 & 0 \end{bmatrix}.$$

Using convex parameters, the Jacobian matrix in terms h_1, \dots, h_7, λ as given in (8) is

$$J_1(h, \lambda) = \begin{bmatrix} -h_1 & 0 & -h_3 & 0 & 0 & h_6 & 0 \\ 0 & -h_2\lambda & 0 & 0 & -h_5\lambda & 0 & h_7\lambda \\ -h_1 & h_2 & -h_3 & h_4 & 0 & 0 & 0 \\ -h_1\lambda & -h_2 & 0 & h_4(-1-\lambda) & 0 & h_6 & h_7\lambda \\ h_1\lambda & -h_2\lambda & 0 & h_4\lambda & -h_5\lambda & 0 & 0 \\ h_1 & 0 & h_3 & 0 & 0 & -h_6 & 0 \\ 0 & h_2\lambda & 0 & 0 & h_5\lambda & 0 & -h_7\lambda \end{bmatrix}.$$

We observe that the coefficient $a_4(h, \lambda)$ of the characteristic polynomial contains monomials of both signs. We compute the associated Hurwitz determinants $\det H_1(h, \lambda)$, $\det H_2(h, \lambda)$ and $\det H_3(h, \lambda)$ and obtain that $\det H_1(h, \lambda)$ and $\det H_2(h, \lambda)$ are sums positive monomials and that $\det H_3(h, \lambda)$ contains monomials of both signs as well. Hence both $a_4(h, \lambda)$ and $\det H_3(h, \lambda)$ contain monomials of both signs and can potentially be zero.

In the remainder of this section we prove the following:

Proposition 4. *Consider the coefficient $a_4(h, \lambda)$ and the Hurwitz determinant $H_3(h, \lambda)$ of network \mathcal{N}_1 and given in the file ‘SupplMat1.mw’. Then*

$$\text{if } a_4(h, \lambda) > 0, \quad \text{then } \det H_3(h, \lambda) > 0.$$

Proof. The coefficient $a_4(k, \lambda)$ of the Jacobian is

$$\begin{aligned} & -\lambda^2 (h_1 h_2 h_3 h_4 + h_1 h_2 h_3 h_5 + h_1 h_2 h_4 h_5 + h_1 h_3 h_4 h_5 + h_1 h_3 h_4 h_7 - h_1 h_4 h_5 h_7 + h_2 h_3 h_4 h_5 \\ & - h_2 h_3 h_4 h_6 + h_2 h_4 h_5 h_6 - h_3 h_4 h_5 h_6 - h_3 h_4 h_5 h_7 - h_3 h_4 h_6 h_7 - h_3 h_5 h_6 h_7 - h_4 h_5 h_6 h_7). \end{aligned}$$

Since λ^2 factors out and it does not affect the sign, we consider

$$\begin{aligned} c_0 := & -h_1 h_2 h_3 h_4 - h_1 h_2 h_3 h_5 - h_1 h_2 h_4 h_5 - h_1 h_3 h_4 h_5 - h_1 h_3 h_4 h_7 + h_1 h_4 h_5 h_7 - h_2 h_3 h_4 h_5 \\ & + h_2 h_3 h_4 h_6 - h_2 h_4 h_5 h_6 + h_3 h_4 h_5 h_6 + h_3 h_4 h_5 h_7 + h_3 h_4 h_6 h_7 + h_3 h_5 h_6 h_7 + h_4 h_5 h_6 h_7. \end{aligned}$$

We show that $c_0 > 0$ implies $\det H_3 > 0$, omitting the argument of H_3 . The computations are performed in Maple, but we explain here the computational procedure for the proof.

We start by noting that c_0 can be written as:

$$b_0 = (h_6 - h_1)(h_2 + h_5 + h_7)h_3h_4 + (h_7 - h_2)(h_1 + h_3 + h_6)h_4h_5 + (h_6h_7 - h_1h_2)h_3h_5.$$

We see immediately that if $h_1 > h_6$ and $h_2 > h_7$, then $c_0 < 0$. We do not need to study this case.

We consider the case $h_6 \geq h_1$ and $h_7 \geq h_2$, such that one of the two inequalities is strict, otherwise $c_0 = 0$. In this case $c_0 \geq 0$. We introduce new nonnegative parameters v_1, v_2 and substitute $h_6 = h_1 + v_1$ and $h_7 = h_2 + v_2$. This encodes the inequalities. We perform this substitution into $\det H_3$ using Maple, expand the new polynomial, and check the sign of the coefficients. All coefficients in $\det H_3$ are positive, meaning that $\det H_3$ will be positive in this case. This holds if $v_1, v_2 > 0$ or if one of the two parameters is set equal to zero.

The latter means that we need to study the case $h_1 \geq h_6$ and $h_2 \leq h_7$. We now perform the substitution $h_1 = h_6 + v_1$ and $h_7 = h_2 + v_2$, again with one of v_1 or v_2 nonzero. We observe that if $h_5 \geq h_3$, then again $\det H_3$ is positive. So we restrict to $h_3 > h_5$ and perform the substitution $h_3 = h_5 + v_3$ into $\det H_3$.

When we do that, $\det H_3$ has coefficients of both signs, and therefore the sign is not clear. We have still to impose $c_0 > 0$ for this scenario. We perform the substitutions into c_0 and obtain:

$$\begin{aligned} c_0 = & (-2h_2h_4h_5 - 2h_2h_4v_3 - h_2h_5^2 - h_5h_2v_3 - h_4h_5^2 - h_4h_5v_3 - h_4v_2v_3)v_1 \\ & + h_4h_5^2v_2 + 2h_4h_5h_6v_2 + h_4h_5v_2v_3 + h_5^2h_6v_2 + h_5h_6v_2v_3 \end{aligned}$$

For c_0 to be positive, we need v_1 to be smaller than the root of c_0 seen as a polynomial in v_1 , which is:

$$z_1 := \frac{h_5v_2(h_4h_5 + 2h_4h_6 + h_4v_3 + h_6h_5 + h_6v_3)}{2h_2h_4h_5 + 2h_2h_4v_3 + h_2h_5^2 + h_2h_5v_3 + h_4h_5^2 + h_4h_5v_3 + h_4v_2v_3}.$$

Now, we need to check whether $\det H_3$ can be negative when v_1 is smaller than z_1 . To check that, we make the substitution

$$v_1 = \frac{\mu}{\mu + 1}z_1.$$

Then any number in the interval $[0, z_1)$ is of this form for some nonnegative μ . We perform this substitution in Maple, gather the numerator of the resulting $\det H_3$, and confirm that all signs are positive. Further $\det H_3$ is positive even if some of μ, v_2, v_3 are zero.

The other case $h_2 \geq h_7$ and $h_1 \leq h_6$ is analogous by the symmetry of the system. This finishes the argument, since we have explored all possibilities for $c_0 > 0$, and they all give that $\det H_3$ is positive. \square

5.2. Network \mathcal{N}_2 . We use the following ordering: $x_1, x_2, x_3, x_4, x_5, x_6, x_7$ for the concentration of $K, F, S_0, S_1, S_2, KS_0, FS_1$ respectively. Under this ordering the stoichiometric matrix, the kinetic order matrix and the matrix E_2 are

$$N_2 = \begin{bmatrix} -1 & 1 & 0 & 0 & 0 & 0 \\ 0 & 0 & 0 & 0 & -1 & 1 \\ -1 & 0 & 0 & 0 & 0 & 1 \\ 0 & 1 & -1 & 1 & -1 & 0 \\ 0 & 0 & 1 & -1 & 0 & 0 \\ 1 & -1 & 0 & 0 & 0 & 0 \\ 0 & 0 & 0 & 0 & 1 & -1 \end{bmatrix}, Y_2 = \begin{bmatrix} 1 & 0 & 1 & 0 & 0 & 0 \\ 0 & 0 & 0 & 1 & 1 & 0 \\ 1 & 0 & 0 & 0 & 0 & 0 \\ 0 & 0 & 1 & 0 & 1 & 0 \\ 0 & 0 & 0 & 1 & 0 & 0 \\ 0 & 1 & 0 & 0 & 0 & 0 \\ 0 & 0 & 0 & 0 & 0 & 1 \end{bmatrix} \text{ and } E_2 = \begin{bmatrix} 1 & 0 \\ 1 & 0 \\ 0 & 1 \\ 0 & 1 \\ 1 & 0 \\ 1 & 0 \end{bmatrix}.$$

With this parametrization, the Jacobian of the system evaluated at a steady state defined by $(h_1, \dots, h_7, \lambda)$ is:

$$J_2(h, \lambda) = \begin{bmatrix} -h_1 & 0 & -h_3 & 0 & 0 & h_6 & 0 \\ 0 & -h_2 & 0 & -h_4 & 0 & 0 & h_7 \\ -h_1 & 0 & -h_3 & 0 & 0 & 0 & h_7 \\ -h_1\lambda & h_2(-1 + \lambda) & 0 & h_4(-1 - \lambda) & h_5\lambda & h_6 & 0 \\ h_1\lambda & -h_2\lambda & 0 & h_4\lambda & -h_5\lambda & 0 & 0 \\ h_1 & 0 & h_3 & 0 & 0 & -h_6 & 0 \\ 0 & h_2 & 0 & h_4 & 0 & 0 & -h_7 \end{bmatrix}.$$

$\det H_3(h, \lambda)$ contains only positive monomials and in particular it does not vanish for any positive h, λ .

5.3. Network \mathcal{N}_3 . We use the following ordering: $x_1, x_2, x_3, x_4, x_5, x_6, x_7$ for the concentration of $K, F, S_0, S_1, S_2, KS_0, KS_1$ respectively. Under this ordering the stoichiometric matrix, the kinetic order matrix and the matrix E_3 are

$$N_3 = \begin{bmatrix} -1 & 1 & -1 & 1 & 0 & 0 \\ 0 & 0 & 0 & 0 & 0 & 0 \\ -1 & 0 & 0 & 0 & 0 & 1 \\ 0 & 1 & -1 & 0 & 1 & -1 \\ 0 & 0 & 0 & 1 & -1 & 0 \\ 1 & -1 & 0 & 0 & 0 & 0 \\ 0 & 0 & 1 & -1 & 0 & 0 \end{bmatrix}, Y_3 = \begin{bmatrix} 1 & 0 & 1 & 0 & 0 & 0 \\ 0 & 0 & 0 & 0 & 1 & 1 \\ 1 & 0 & 0 & 0 & 0 & 0 \\ 0 & 0 & 1 & 0 & 0 & 1 \\ 0 & 0 & 0 & 0 & 1 & 0 \\ 0 & 1 & 0 & 0 & 0 & 0 \\ 0 & 0 & 0 & 1 & 0 & 0 \end{bmatrix} \text{ and } E_3 = \begin{bmatrix} 1 & 0 \\ 1 & 0 \\ 0 & 1 \\ 0 & 1 \\ 0 & 1 \\ 1 & 0 \end{bmatrix}.$$

With this parametrization, the Jacobian of the system evaluated at a steady state defined by $(h_1, \dots, h_7, \lambda)$ is:

$$J_3(h, \lambda) = \begin{bmatrix} h_1(-1 - \lambda) & 0 & -h_3 & -h_4\lambda & 0 & h_6 & h_7\lambda \\ 0 & 0 & 0 & 0 & 0 & 0 & 0 \\ -h_1 & h_2 & -h_3 & h_4 & 0 & 0 & 0 \\ -h_1\lambda & h_2(-1 + \lambda) & 0 & h_4(-1 - \lambda) & h_5\lambda & h_6 & 0 \\ 0 & -h_2\lambda & 0 & 0 & -h_5\lambda & 0 & h_7\lambda \\ h_1 & 0 & h_3 & 0 & 0 & -h_6 & 0 \\ h_1\lambda & 0 & 0 & h_4\lambda & 0 & 0 & -h_7\lambda \end{bmatrix}.$$

$\det H_3(h, \lambda)$ contains only positive monomials and in particular it does not vanish for any positive h, λ .

5.4. **Network \mathcal{N}_4 .** We use the following ordering: $x_1, x_2, x_3, x_4, x_5, x_6, x_7$ for the concentration of $K, F, S_0, S_1, S_2, KS_1, FS_1$ respectively. Under this ordering the stoichiometric matrix, the kinetic order matrix and the matrix E_4 are

$$N_4 = \begin{bmatrix} 0 & -1 & 1 & 0 & 0 & 0 \\ 0 & 0 & 0 & 0 & -1 & 1 \\ -1 & 0 & 0 & 0 & 0 & 1 \\ 1 & -1 & 0 & 1 & -1 & 0 \\ 0 & 0 & 1 & -1 & 0 & 0 \\ 0 & 1 & -1 & 0 & 0 & 0 \\ 0 & 0 & 0 & 0 & 1 & -1 \end{bmatrix}, Y_4 = \begin{bmatrix} 1 & 1 & 0 & 0 & 0 & 0 \\ 0 & 0 & 0 & 1 & 1 & 0 \\ 1 & 0 & 0 & 0 & 0 & 0 \\ 0 & 1 & 0 & 0 & 1 & 0 \\ 0 & 0 & 0 & 1 & 0 & 0 \\ 0 & 0 & 1 & 0 & 0 & 0 \\ 0 & 0 & 0 & 0 & 0 & 1 \end{bmatrix} \text{ and } E_4 = \begin{bmatrix} 1 & 0 \\ 0 & 1 \\ 0 & 1 \\ 0 & 1 \\ 1 & 0 \\ 1 & 0 \end{bmatrix}.$$

With this parametrization, the Jacobian of the system evaluated at a steady state defined by $(h_1, \dots, h_7, \lambda)$ is:

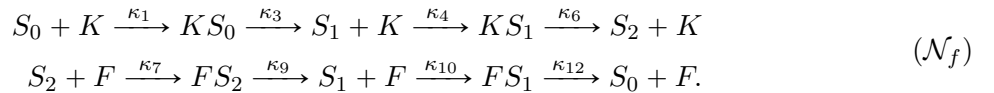
$$J_4(h, \lambda) = \begin{bmatrix} -h_1\lambda & 0 & 0 & -h_4\lambda & 0 & h_6\lambda & 0 \\ 0 & -h_2 & 0 & -h_4 & 0 & 0 & h_7 \\ -h_1 & 0 & -h_3 & 0 & 0 & 0 & h_7 \\ h_1(1-\lambda) & h_2(-1+\lambda) & h_3 & h_4(-1-\lambda) & h_5\lambda & 0 & 0 \\ 0 & -h_2\lambda & 0 & 0 & -h_5\lambda & h_6\lambda & 0 \\ h_1\lambda & 0 & 0 & h_4\lambda & 0 & -h_6\lambda & 0 \\ 0 & h_2 & 0 & h_4 & 0 & 0 & -h_7 \end{bmatrix}.$$

$\det H_3(h, \lambda)$ contains only positive monomials and in particular it does not vanish for any positive h, λ .

6. DISCUSSION

As discussed in the Introduction, in [12, Section 5.36] a simplification of the mass action model of Fig. 1a is examined and the authors provide steady state concentration values and rate constants of a candidate Hopf bifurcation point. Here we want to explain how this point fails Yang's criterion (Proposition 1).

In [12], the authors consider the following irreversible version of the network \mathcal{N} :



In network \mathcal{N}_f the constants $\kappa_2, \kappa_5, \kappa_8$ and κ_{11} describing the 'backward' reactions in the full network \mathcal{N} have been assigned the value zero. Hence the matrix E_f whose columns generate the cone (5) is

$$E_f^T = \begin{bmatrix} 1 & 0 & 1 & 0 & 0 & 0 & 0 & 0 & 0 & 1 & 0 & 1 \\ 0 & 0 & 0 & 1 & 1 & 1 & 1 & 1 & 1 & 0 & 0 & 0 \end{bmatrix}.$$

Using $x_1, x_2, x_3, x_4, x_5, x_6, x_7, x_8, x_9$ for the concentrations of $S_0, K, KS_0, S_1, KS_1, S_2, F, FS_2, FS_1$ respectively one obtains the Jacobian matrix

$$J_f(h, \lambda) = \begin{bmatrix} -h_1\lambda_1 & -h_2\lambda_1 & 0 & 0 & 0 & 0 & 0 & 0 & 0 & h_9\lambda_1 \\ -h_1\lambda_1 & h_2(-\lambda_1 - \lambda_2) & h_3\lambda_1 & -h_4\lambda_2 & h_5\lambda_2 & 0 & 0 & 0 & 0 & 0 \\ h_1\lambda_1 & h_2\lambda_1 & -h_3\lambda_1 & 0 & 0 & 0 & 0 & 0 & 0 & 0 \\ 0 & -h_2\lambda_2 & h_3\lambda_1 & h_4(-\lambda_1 - \lambda_2) & 0 & 0 & -h_7\lambda_1 & h_8\lambda_2 & 0 & 0 \\ 0 & h_2\lambda_2 & 0 & h_4\lambda_2 & -h_5\lambda_2 & 0 & 0 & 0 & 0 & 0 \\ 0 & 0 & 0 & 0 & h_5\lambda_2 & -h_6\lambda_2 & -h_7\lambda_2 & 0 & 0 & 0 \\ 0 & 0 & 0 & -h_4\lambda_1 & 0 & -h_6\lambda_2 & h_7(-\lambda_1 - \lambda_2) & h_8\lambda_2 & h_9\lambda_1 & 0 \\ 0 & 0 & 0 & 0 & 0 & h_6\lambda_2 & h_7\lambda_2 & -h_8\lambda_2 & 0 & 0 \\ 0 & 0 & 0 & h_4\lambda_1 & 0 & 0 & h_7\lambda_1 & 0 & -h_9\lambda_1 & 0 \end{bmatrix}.$$

The authors of [12] provide the candidate point where $\det H_5(h^*, \lambda^*) = 0$:

$$\begin{aligned} h_1^* &= 9.15394021721585 \cdot 10^{-6} & h_2^* &= 8.438690345203897 \cdot 10^{-6} & h_3^* &= 9.15394021721585 \cdot 10^{-6} \\ h_4^* &= 9.15394021721585 \cdot 10^{-6} & h_5^* &= 0.0000234589 & h_6^* &= 0.00391442 \\ h_7^* &= 0.0625077 & h_8^* &= 0.00391442 & h_9^* &= 1 \\ \lambda_1^* &= 1 & \lambda_2^* &= 1. \end{aligned}$$

Applying Yang's criterion we obtain

$$\begin{aligned} \det H_1(h^*, \lambda^*) &= 1.13292 & \det H_2(h^*, \lambda^*) &= 0.0803339 \\ \det H_3(h^*, \lambda^*) &= 1.7440236556291417 \cdot 10^{-6} & \det H_4(h^*, \lambda^*) &= 2.5421805536611004 \cdot 10^{-15} \\ \det H_5(h^*, \lambda^*) &= -1.3900880766102185 \cdot 10^{-42} \\ a_6(h^*, \lambda^*) &= -1.682281311658486 \cdot 10^{-18}. \end{aligned}$$

While $\det H_4(h^*, \lambda^*)$, $\det H_5(h^*, \lambda^*)$ and $a_6(h^*, \lambda^*)$ are all very small numbers, $\det H_5(h^*, \lambda^*)$ is by orders of magnitude smaller. And if $10^{-42} \approx 0$, then $\det H_4(h^*, \lambda^*)$ and $a_6(h^*, \lambda^*)$ are clearly nonzero.

The above point from [12] fails the criterion given in Proposition 1, as $a_6(h^*, \lambda^*) < 0$; even though $\det H_i(h^*, \lambda^*) > 0$, $i = 1, \dots, 4$ and $\det H_5(h^*, \lambda^*) = 0$. This justifies our claim that the question of whether or not a Hopf bifurcation can occur in the full network \mathcal{N} is still open.

Supplementary Material. The Maple computations for the proof of Theorem 1 are provided in the file ‘**SupplMat1.mw**’. For the convenience of the readers without access to Maple, we provide as well as pdf version of the file.

Acknowledgements. CC acknowledges funding from Deutsche Forschungsgemeinschaft, 284057449. EF acknowledges funding from the Danish Research Council for Independent Research.

The authors thank Angélica Torres for providing source code to compute Hurwitz determinants

The authors thank the hospitality Erwin Schrödinger International Institute for Mathematics and Physics in Vienna, where this project was started during the workshop ‘Advances in Chemical Reaction Network Theory’.

REFERENCES

- [1] B. D. Aguda and B. L. Clarke. Bistability in chemical reaction networks: Theory and application to the peroxidase-oxidase reaction. *The Journal of Chemical Physics*, 87(6):3461–3470, 1987.
- [2] M. Banaji. Inheritance of oscillation in chemical reaction networks. *Appl. Math. Comp.*, 325:191–209, 2018.
- [3] B. L. Clarke. Stoichiometric network analysis. *Cell Biochem. Biophys.*, 12:237–253, 1988.
- [4] B. L. Clarke. *Stability of Complex Reaction Networks*, pages 1–215. John Wiley & Sons, Ltd, 2007.
- [5] C. Conradi, E. Feliu, M. Mincheva, and C. Wiuf. Identifying parameter regions for multistationarity. *PLoS Comput. Biol.*, 13(10):e1005751, 2017.
- [6] C. Conradi, D. Flockerzi, and J. Raisch. Multistationarity in the activation of an MAPK: parametrizing the relevant region in parameter space. *Mathematical Biosciences*, 211(1):105–131, 2008.
- [7] C. Conradi and M. Mincheva. Catalytic constants enable the emergence of bistability in dual phosphorylation. *J. R. S. Interface*, 11(95), 2014.
- [8] C. Conradi, M. Mincheva, and A. Shiu. Emergence of oscillations in a mixed-mechanism phosphorylation system. *Bulletin of Mathematical Biology*, 81(6):1829–1852, 2019.
- [9] C. Conradi and A. Shiu. A global convergence result for processive multisite phosphorylation systems. *Bulletin of Mathematical Biology*, 77(1):126–155, 2015.
- [10] C. Conradi and A. Shiu. Dynamics of post-translational modification systems: recent progress and future directions. *Biophys. J.*, 114(3):507–515, 2018.
- [11] A. Cornish-Bowden. *Fundamentals of Enzyme Kinetics*. Portland Press, London, third edition, 2004.

- [12] H. Errami, M. Eiswirth, D. Grigoriev, W. M. Seiler, T. Sturm, and A. Weber. Detection of hopf bifurcations in chemical reaction networks using convex coordinates. *Journal of Computational Physics*, 291:279 – 302, 2015.
- [13] D. Flockerzi, K. Holstein, and C. Conradi. N-site Phosphorylation Systems with 2N-1 Steady States. *Bull. Math. Biol.*, 76(8):1892–1916, 2014.
- [14] K. Gatermann, M. Eiswirth, and A. Senses. Toric ideals and graph theory to analyze hopf bifurcations in mass action systems. *Journal of Symbolic Computation*, 40(6):1361 – 1382, 2005.
- [15] A. Goeke, S. Walcher, and E. Zerz. Determining “small parameters” for quasi-steady state. *J. Differential Equations*, 259(3):1149–1180, 2015.
- [16] A. Goeke, S. Walcher, and E. Zerz. Classical quasi-steady state reduction—a mathematical characterization. *Phys. D*, 345:11–26, 2017.
- [17] J. Gunawardena. Multisite protein phosphorylation makes a good threshold but can be a poor switch. *Proc. Natl. Acad. Sci. U.S.A.*, 102:14617–14622, 2005.
- [18] J. Hell and A. D. Rendall. A proof of bistability for the dual futile cycle. *Nonlinear Anal. Real World Appl.*, 24:175–189, 2015.
- [19] Y. A. Kuznetsov. *Elements of Applied Bifurcation Theory*. Springer-Verlag, 1995.
- [20] W. M. Liu. Criterion of hopf bifurcations without using eigenvalues. *Journal of Mathematical Analysis and Applications*, 182(1):250 – 256, 1994.
- [21] N. Obatake, A. Shiu, X. Tang, and A. Torres. Oscillations and bistability in a model of ERK regulation. *arXiv preprint arXiv:1903.02617*, 2019.
- [22] R. T. Rockafellar. *Convex Analysis*. Princeton University Press, 1970.
- [23] A. Sadeghimanesh and E. Feliu. The multistationarity structure of networks with intermediates and a binomial core network. *Bull. Math. Biol.*, To appear, 2019.
- [24] C. Salazar and T. Hofer. Multisite protein phosphorylation—from molecular mechanisms to kinetic models. *FEBS J.*, 276(12):3177–3198, Jun 2009.
- [25] H.-R. Tung. Precluding oscillations in Michaelis-Menten approximations of dual-site phosphorylation systems. *Mathematical Biosciences*, 306:56 – 59, 2018.
- [26] L. Wang and E. D. Sontag. On the number of steady states in a multiple futile cycle. *J. Math. Biol.*, 57(1):29–52, 2008.
- [27] X. Yang. Generalized form of Hurwitz-Routh criterion and Hopf bifurcation of higher order. *Applied Mathematics Letters*, 15(5):615 – 621, 2002.