

# Guiding Theorem Proving by Recurrent Neural Networks

Bartosz Piotrowski<sup>1,2\*</sup> and Josef Urban<sup>1\*\*</sup>

<sup>1</sup> Czech Institute of Informatics, Robotics and Cybernetics, Prague, Czech Republic

<sup>2</sup> Faculty of Mathematics, Informatics and Mechanics, University of Warsaw, Poland

**Abstract.** We describe two theorem proving tasks – premise selection and internal guidance – for which machine learning has been recently used with some success. We argue that the existing methods however do not correspond to the way how humans approach these tasks. In particular, the existing methods so far lack the notion of a *state* that is updated each time a choice in the reasoning process is made. To address that, we propose an analogy with tasks such as machine translation, where stateful architectures such as recurrent neural networks have been recently very successful. Then we develop and publish a series of sequence-to-sequence datasets that correspond to the theorem proving tasks using several encodings, and provide the first experimental evaluation of the performance of recurrent neural networks on such tasks.

**Keywords:** Recurrent neural networks · Internal guidance · Premise selection.

## 1 ATP, Premise Selection and Proof Guidance

Automated theorem proving (ATP) [27] is a classical AI field, where a number of symbolic approaches have been developed. This includes complete proof calculi such as resolution [26], superposition [3], SMT [4] and (connection) tableau [11]. Practically all these approaches, as well as various particular search heuristics have been for long time largely human-designed. Recently, machine learning algorithms have started to be used in guiding theorem proving tasks. This has been so far mainly done in the context of (i) *premise selection* [1], i.e., choosing relevant axioms, and in the context of (ii) *internal proof guidance* of ATP systems, i.e., choosing their low-level inference steps [17,14,22,19],

Premise selection is an important task for ATP over large libraries [5] where typically only a small fraction of the available facts is relevant for proving a new conjecture. Methods using hand-designed features such as naive Bayes [31], kernel methods [30], k-nearest neighbors [16,18] and gradient boosted trees [25]

\* Supported by the grant 2018/29/N/ST6/02903 of National Science Center, Poland

\*\* Supported by the *AI4REASON* ERC Consolidator grant number 649043, and by the Czech project AI&Reasoning CZ.02.1.01/0.0/0.0/15.003/0000466 and the European Regional Development Fund.

have been developed, as well as various neural architectures that learn the features on their own [13]. All learning-based premise selection methods have been so far based on the same paradigm of ranking the available facts (premises) independently wrt. the conjecture that is being proved. The highest ranked facts are then used together as axioms and given to the ATP systems together with the conjecture. This approach, although useful and reasonably successful, does not take into account an important aspect of the premise selection problem: premises are not independent from each other. There are important logical relations among the premises. Some premises complement each other better when proving a particular conjecture, while some highly-ranked premises might be just minor variants of one another.

The situation is similar in the context of internal guidance of ATPs. In particular when guiding saturation-style systems such as E [28], only the (static) problem’s conjecture has been so far used [14,22] to guide the selection of the given clauses. The most promising results in guiding internal proof search have been so far achieved [19] in connection-style tableau setting as used by the lean-CoP [24] system. Such systems have a compact representation of the proof search (the partial proof tree – *connection tableau*), that is further developed by *extension* and *reduction* steps. These steps correspond to the clauses available in the problem. Learning-based guidance has been used to prioritize the steps that are most likely to lead to a proof, based on manually designed features [19] characterizing to some extent the proof state and the available steps.

The relative success in the connection tableau setting likely shows the importance of using the evolving proof state for internal proof guidance. On the other hand, even the methods used for guiding connection tableau systems so far are quite unaware of the history and of the evolving state of the reasoning process. The most important manually designed features like symbols and term walks are just aggregated over the whole current path or tableau, thus losing information about the partial proof tree and its history.

## 2 Overview and Contributions

In this work, we first (Section 3) analyze the current learning-based methods for guiding connection-style proof search and for premise selection. We propose recurrent neural encoding and decoding [7] as a suitable representation and approach for these tasks and their evolving state. This is motivated by the large improvements obtained recently by stateful neural encoder-decoder architectures in tasks such as machine translation. We argue that such tasks are to some extent analogous to the theorem proving tasks. In particular, the proposed approach significantly differs from the recent first methods to training neural networks for premise selection [2] and for internal proof guidance of saturation-style proving [22]. Those methods – similar to previous non-neural methods – only use the problem’s conjecture, i.e. a static non-evolving characterization of the problem.

Second (Section 4), we construct several datasets for machine learning of premise selection based on a large number of proofs found over the MPTP2078 [1]

subset of the Mizar Mathematical Library (MML) [10]. We use the ATPboost [25] system to create the proofs. ATPboost is a state-of-the-art system for reasoning in large theories that iteratively produces many alternative proofs and learns from them. In total, 22115 different proofs are created, and augmented in several ways to create the premise selection datasets.

Third (Section 5), we construct several datasets for machine learning of proof guidance based on exporting a large number of connection tableau proofs of first-order ATP problems extracted from the MML. We use the leanCoP system to create 13822 connection tableau proofs of the diverse mathematical problems included in the MML. leanCoP is a compact connection-style prover used recently for experiments with learning-based guidance of proof search. The datasets are split into several parts, and are using several data representation and data augmentation methods relevant for the machine learning tasks.

For both kinds of tasks we propose suitable evaluation metrics for the machine learning systems and we experimentally evaluate the machine learning performance of stateful recurrent neural architectures. We show that for some of the tasks the stateful neural methods already outperform the existing baselines used currently for theorem proving.

### 3 Reasoning with State and Neural Methods

In the optimal case – from which today’s methods are still very far – theorem provers should emulate the work of a human mathematician, who thinks (reasons) in various ways about what it will take to solve the problem. Such thinking very likely includes nontrivial feedback mechanisms between high-level (*high-temperature*) guesses and their more detailed (*low-temperature*) elaboration. The available facts and inference steps are used based on high-level hunches or “for a reason”, however it seems likely that each time a new fact or step is considered useful and added or applied to the problem or the proof state, this action changes the *reasoning/guessing state* of the human thinker.

This situation can be compared to machine translation of natural languages. In *neural machine translation* (NMT) [7] the translated sentence is produced word-by-word and each translated word is conditioned not only on the input sentence but also on the *previously produced words*. Words and phrases in natural languages are related in many ways and such relations have to be taken into account for the produced sequence of words to be a sensible, grammatically correct sentence. Successful NMT methods such as the encoder-decoder architecture are explicitly based on a notion of a *hidden state* that is updated with each produced word.

Another aspect of neural machine translation that is relevant for theorem proving is *multiplicity of correct outputs*. In translation, there are often multiple correct translations of a given sentence that deliver its *meaning* (perhaps more or less clumsily). Similarly, in mathematics there is typically no single, golden proof of a conjecture. Often there are many different proofs that use various sets of premises and various sequences of inferences. NMT methods accommo-

date the multiplicity of possible outputs – typically by using *beam search* [9]. Such mechanisms seem directly usable also in premise selection and proof search. Unlike in general knowledge selection tasks (e.g., query answering), the ATP setting however allows to produce machine confirmation (in the form of a complete proof) of the quality of a newly proposed alternative output. This can be used to build feedback loops between reasoning and learning systems that generate more and more mathematical data and further learn from them without the need for human annotation and intervention [32,25,19]. In this sense, theorem proving over formal mathematical corpora allows more advanced experiments and AI metasystems that take advantage multiple correct outputs than, e.g., NLP and common-sense reasoning domains, where proofs are either impossible or may trivially collapse due to contradictory axioms.

NMT-style encoder-decoder architectures seem particularly suitable for the internal guidance of proof search in connection-style tableau systems. A branch (sequence of literals) in a tableau (characterizing the current state) can be encoded similarly as a sentence in natural language. Analogously, the resulting hidden state can then be decoded into various actions. These could be the names of the clauses used for the next steps, the next literals on the branch, etc.

Generally, the idea we propose can be summarized as *proving as recurrent encoding and decoding*. An initial conjecture or a proof state are recurrently encoded, resulting in a hidden state. This is then decoded into actions such as choosing of the consequent premise, or choosing of the next inference step, and the hidden state is updated. The goal of this work is an initial examination of this idea. We test the applicability of sequence-to-sequence, recurrent neural architectures to the two ATP tasks described above: premise selection and internal guidance.

## 4 State Based Neural Premise Selection

This and the next section describe our first experiments with using recurrent neural networks for guiding theorem proving processes. Experiments related to premise selection are described in this section. Section 5 then describes experiments with internal guidance of proof search. In each case, we describe the data sets that were used and the overall setting, the experimental setup, and the results.

### 4.1 Data for Premise Selection

The data for this experiment originate from the Mizar Mathematical Library (MML) [10], theorems and their verified formal proofs. The MML is translated [31] to the TPTP language [29], which is a standard formalism for ATP systems. We took a subset of 2078 Mizar theorems – the MPTP2078 benchmark [1] – and attempted to automatically prove as many of them as possible, recording each distinct proof. This was done using the ATPboost [25] metasystem which in turn relies on the E ATP system [28]. 22115 different proofs of 1635

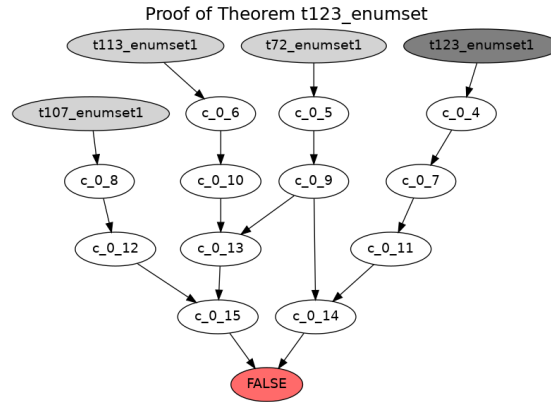
theorems were found in total, i.e., on average  $\approx 13.5$  proofs per theorem. We call two proofs of one theorem *different* if they use two distinct sets of premises that are not in inclusion. The proofs used in total 2479 different premises. On average, each proof needed  $\approx 11.2$  premises.

From the proofs we have constructed the data for training the neural encoder-decoder models as follows. From each proof we extracted the pair

$$(statement, [premise_1, premise_2, \dots, premise_n])$$

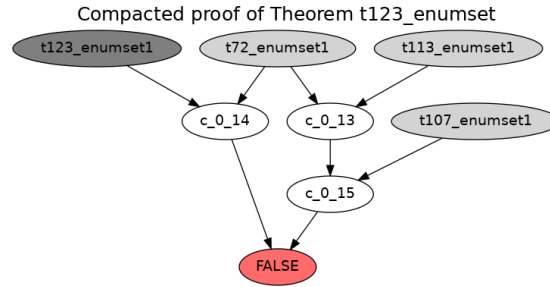
where the first element of the pair is the tokenized statement of a theorem and the second element is the list of names of the premises used in the proof. The tokenized theorem is the input sequence for the encoder-decoder model and the list of premise names is the output sequence to be produced by the model.

**Ordering, Data Augmentation and Preprocessing** Here, it may seem unclear how to determine the order of the premises in the output sequence. In the abstract premise selection task this is not constrained in any way, but it could significantly influence the learning ability of the underlying model. We have taken an approach based on analyzing the ATP proofs, thus effectively learning from more information than is given to standard premise selection systems. Each proof produced by a refutational resolution-based prover (such as E) is a tree (more precisely, a DAG), with **FALSE** in its root and the premises and the conjecture in its leaves. See Figure 1 for an example. **FALSE** (contradiction) is derived due to the refutational approach, i.e., the conjecture being negated in the beginning.



**Fig. 1.** A tree representing a proof of Mizar theorem `t123_enumset`. Light-grey nodes are the input premises and a dark-grey node represents the conjecture. Nodes prefixed by `c_0` are intermediate lemmas of the proof. Edges represent inference steps.

A compacted version of the proof tree can be produced by removing all intermediate nodes that have only one parent (Figure 2).



**Fig. 2.** A compacted version of the proof tree from Figure 1. All nodes having only one parent were removed.

The compacted tree visualizes the fact that some premises interact earlier and some later. For instance, premises `t72_enumset1` and `t113_enumset1` interact directly with each other resulting in an intermediate lemma `c_0_13`. This lemma subsequently interacts with premise `t107_enumset1`. This is why we should present the learning model with premises `t72_enumset1` and `t113_enumset1` put closely together, whereas `t107_enumset1` and `t72_enumset1` can be separated. This way, we can pass to the model information about how much the premises interact with each other.

In more detail, this idea is implemented in the following way. Each tree induces its representation as a nested list where

- each non-leaf node of the tree corresponds to a list containing as its elements the list representations of sub-trees rooted in its children,
- each leaf node of the tree corresponds just to its label.

Each tree has many list representations depending on how the elements of the lists are ordered. (For instance, the proof tree from Figure 2 can be represented as the following nested list:  $[[t123, t72], [[t72, t113], t107]]$ .) We say that a sequence of labels of the leaves of some tree *respects the tree* if this sequence resulted from the left-to-right listing of appearances of the labels in some list representation of the tree.<sup>3</sup> By permuting the elements of the lists in the list representation of a tree we can obtain all sequences of the leaves that respect the tree. Each such sequence has a property of keeping close the labels (premises) that were contained in small sub-trees of its (proof) trees. As the last step, we remove the name of the conjecture from each such generated sequence.

The next idea in this direction is to augment the data by extracting small sub-proofs from the original proofs, thus adding many simpler training examples. In particular, for each compacted proof tree we searched for intermediate lemmas that have all its children among the input premises. There are 7926 different

<sup>3</sup> In the example from Figure 2 the sequence  $(t123, t72, t113, t72, t107)$  respects the tree whereas the sequence  $(t123, t107, t72, t113, t72)$  does not.

simple sub-proofs of this kind. Then the pairs

$$(\text{lemma\_statement}, [\text{premise\_1}, \text{premise\_2}, \dots, \text{premise\_n}])$$

where  $\text{premise\_1}, \text{premise\_2}, \dots, \text{premise\_n}$  are the children of the lemma, constitute additional data that can be used for augmenting the main training data. We added each possible permutation of the premises – typically there are 2-5 of them. This results in 91059 training pairs.

Instead of using just the tokenized TPTP statements, we have also experimented with translating the statements of the theorems to the Polish prefix notation as shown in the table 1.

**Table 1.** An example of a Mizar statement in tokenized TPTP and prefix notation.

---

```
Mizar: for A being set st A is empty holds A is finite
TPTP: ![A] : (v1_xboole_0(A) => v1_finset_1(A))
Tokens: ! [ A ] : ( v1_xboole_0 ( A ) => v1_finset_1 ( A ) )
Prefix: ! A => v1_xboole_0 A v1_finset_1 A
```

---

The motivation behind this is that formulas in the Polish prefix notation are more compact as they do not contain brackets and commas. We have found that more compact representation often helps the neural sequence-to-sequence models.

**Experimental Data Sets** The 1635 theorems that have an ATP proof were randomly split into training, validation and testings sets in proportions 0.6, 0.1, 0.3, respectively. For each of the training theorems there were multiple sets of premises. For each such set we generated 10 random permutations of sequences of the premises, where each permutation respected the proof tree from which the premises were taken. This resulted in 71978 of training examples. This resulted in the first training set, labeled as *basic*.

The second training data set was augmented by the data extracted from the 7926 small sub-trees of the proof trees – it is labelled by *augmented* and it contains 163037 training examples. The third and the fourth training data sets were the same as *basic* and *augmented* however with the theorem statements translated to the Polish prefix notation. They are labelled *basic\_prefix* and *augmented\_prefix*.

Finally, the data originating from the 7926 subproofs were used to form a standalone training set. The subproofs were again divided into the training, validation and testing sets in proportions 0.6, 0.1, 0.3, respectively. As before, we have used both the TPTP and the Polish prefix notation for the statements of the lemmas. The resulting datasets are labelled as *subproofs* and *subproofs\_prefix*.

All the described data (dependencies extracted from E proofs, tokenized statements in standard TPTP and prefix notation, subproofs extracted from full

proofs and finally the six different data sets for machine learning experiments) are available online.<sup>4</sup>

Next we describe the experiments conducted on the prepared six data sets.

## 4.2 Neural Modelling

There are various state-of-the-art neural sequence-to-sequence architectures that can be applied to modelling state-based premise selection. Although ultimately a custom-made architecture could be designed to capture all aspects of this task, our initial choice was to experiment with an existing established implementation of neural machine translation. We have chosen the NMT toolkit by Luong et al. [23]. It implements LSTM recurrent cells and several state-of-the-art techniques, including attention mechanisms. It has proven to be very good in natural language translation tasks and has also been successfully applied in symbolic setting, such as translation between formal Mizar statements and their  $\text{\LaTeX}$  and TPTP counterparts [33].

These symbolic translation experiments also exhaustively tested a large number of hyperparameters. This has informed also our choice of the NMT model – after small tuning we have decided to use the best parameters inherited from [33] that seem to perform well on the symbolic data. The setting of several important parameters is presented in Table 2. The models were trained on a server with 28 hyperthreading CPU cores. The full training of each of the models takes about 20 hours.

**Table 2.** NMT parameters used in the experiments.

Parameter flag	Parameter value
<code>--num_train_steps</code>	20000
<code>--attention</code>	<code>scaled_luong</code>
<code>--num_layers</code>	3
<code>--num_units</code>	256
<code>--dropout</code>	0.2
<code>--beam_width</code>	10

## 4.3 Evaluation Metrics and Results

In the evaluation metrics defined below we use the *Jaccard index* (informally also called below the *overlap*), defined between two sets  $A$  and  $B$  as

$$J(A, B) = \frac{|A \cap B|}{|A \cup B|}.$$

<sup>4</sup> [https://github.com/BartoszPiotrowski/rnn-for-proving-data/blob/master/premise\\_selection](https://github.com/BartoszPiotrowski/rnn-for-proving-data/blob/master/premise_selection)



For a trained prediction *model* and a theorem *t* in the test set we get up to 10 best results (sequences of premises) produced by the beam search. We denote this set of ten sequences of premises as  $model_{10}(t)$  and let  $model_1(t)$  be the best sequence of premises inferred from *model*. Let  $reference(t)$  denote the (multiple) sets of premises used to prove *t* in our data set of proofs. Now let  $max\_overlap_{10}(model, t)$  be the maximal value of  $J(A, B)$ , for  $A \in model_{10}(t)$  and  $B \in reference(t)$  (note that here we treat the sequences in  $model_{10}(t)$  just as simple sets of premises). I.e., for each produced prediction we compute its overlap with all sets of premises used to prove *t* and we take the maximum value of such overlaps. We define  $max\_overlap_1(model, t)$  analogously by using  $model_1(t)$  instead of  $model_{10}(t)$ .

The metrics  $max\_overlap_{10}(model, t)$  and  $max\_overlap_1(model, t)$  measure the ability of the *model* to predict the right set of premises for theorem *t*. When  $max\_overlap_{10}(model, t) = 1$  it means that *model* exactly predicted at least one set of premises from which the theorem *t* can be automatically proved, whereas  $max\_overlap_{10}(model, t) = 0$  means that *model* failed to predict even one premise used in the automatically found proofs of theorem *t*.

Table 3 shows the results of the evaluation for the six prepared data sets. For each of them, we have trained an NMT model with the default hyperparameters, and computed the average values of  $max\_overlap_{10}$  and  $max\_overlap_1$  over the test data. It is clear from the results that the closer is the relation (inference distance) between the premises and the conjecture, the easier is the prediction task for the sequence-to-sequence neural network. This motivates the research described in the next section, where we analyze the direct inference data. The results on the *basic* and *augmented* sets also demonstrate the large impact of the choice of representation (here prefix vs. TPTP) on the performance of the recurrent neural network.

**Table 3.** NMT performance on test data for the six premise selection data sets.

Data set	Average	Average
	max overlap 1 output per input	max overlap 10 outputs per input
basic	0.11	0.17
augmented	0.12	0.18
basic_prefix	0.21	0.26
augmented_prefix	0.22	0.30
subproofs	0.44	0.58
subproofs_prefix	0.40	0.60

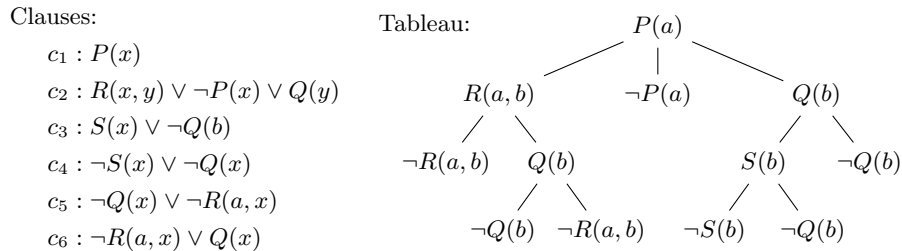
## 5 Guiding Inferences in Connection Tableau

In premise selection, the reasons for adding particular facts to the problem may be very nontrivial. If the underlying ATP system is very strong, we might be asking the neural network to be in some sense aware of the large number of inferences that the ATP may do to finish the proof from particular facts. The results of the previous section show that the task gets easier for the neural networks when the size of the proof tree gets smaller, and the inference distance between the conjecture and the premises decreases.

In the next series of experiments our goal is to train sequence-to-sequence neural models that choose among the nondeterministic steps of a connection-style prover. This means that the inference distance is the lowest possible. We are trying to learn the hidden states that correspond to the evolving proof trees and condition the next decisions based on them. I.e., from a set of connection proofs we can create a lot of training data (*partial\_proof\_state*, *decision*) that can be used to train the recurrent neural models.

The connection tableau setting seems suitable for this experiment. The connection proofs grow as branches of a tree that is rooted in a starting clause. The number of options (clauses) to choose from is relatively small, making it possible to use a fixed common vocabulary for all clauses. This is very different in saturation-style provers, where the number of available clauses quickly grows to millions during the proof search. The tableau branches that represent the proof states are sequences of literals. This can be the sequential input to the recurrent neural models, which can then start to decode one or more decisions – i.e. choices of clauses, next literals, etc.

In more detail, the connection tableau calculus searches for *refutational proofs*, i.e. proofs showing that a set of first-order clauses is *unsatisfiable*. An example set of clauses is shown in Figure 3 (adapted from Letz et al. [21]). The figure also shows a *closed connection tableau*, i.e., a finished proof tree where every branch contains *complementary literals* (literals with opposite polarity). Since all branches contain a pair of contradictory literals, this shows that the set of clauses is unsatisfiable.



**Fig. 3.** Closed connection tableau for a set of clauses.

### 5.1 Internal Guidance Data

The data for this experiment also originate from the Mizar library. We have used the leanCoP connection-style prover [24] to produce 13822 connection proofs from the Mizar problems translated to TPTP. Each proof is a tree with nodes labelled by the literals (see Figure 3). The proof is completed if every branch of the tree is *closed*, which means that on each branch there is a pair of complementary literals. When a branch is *open* (not closed), it can be extended with descendant nodes by applying one of the input clauses. This *extension* step can typically be performed with several different clauses – this is the main non-determinism point. Choosing the correct clause advances the proof, whereas choosing wrongly typically leads to redundant exploration followed by backtracking.

The training data for this task were extracted from the proofs as follows. First, formulas in the proofs were made more uniform by substituting for each universal variable the token `VAR` and for each Skolem function the token `SKLM`. For each non-root and non-leaf node  $n$  in each proof tree we have exported the following two paths:

- The path  $P_{\text{lits}}(r \rightarrow n)$  of the literals leading from the root  $r$  to the node  $n$ .
- And the path  $P_{\text{cls}}(r \rightarrow n)$  of the clauses that were chosen on the way from the root  $r$  to the node  $n$ .

These two kinds of paths will form two kinds of input data for the sequence-to-sequence architectures.

The output data are created as follows. For each node  $n$  we keep track of the decision (i.e., the clause) that led to the proof. Let us label the selected clause by  $clause(n)$ . (Then, for instance if  $n$  is the node labeled by  $R(a, b)$  in the Figure 3,  $clause(n) = c_6$ .) This yields the first kind of sequential data – labelled as *lits.to.1.cls*. These are pairs

$$(P_{\text{lits}}(r \rightarrow n), clause(n))$$

The second kind of sequential data – labelled as *cls.to.1.cls* – are pairs

$$(P_{\text{cls}}(r \rightarrow n), clause(n)).$$

Each of these data sets contains 567273 pairs.

Additionally, we have constructed similar data in which the output contains not only the choice of the next clause, but a sequence of two or three such consecutive choices. These data sets are labelled as *lits.to.2.cls* and *lits.to.3.cls* for literal paths and *cls.to.2.cls* and *cls.to.3.cls* for clause paths. Moreover we mixed the data sets *lits.to.1.cls*, *lits.to.2.cls* and *lits.to.3.cls* creating *lits.1.2.3.cls*. Similarly, *cls.1.2.3.cls* is a mix of *cls.to.1.cls*, *cls.to.2.cls* and *cls.to.3.cls*. All these data sets were split into training, validation and testing sets – the split was induced by a split of the produced proofs in proportions 0.6, 0.1 and 0.3, respectively.

All the described data for to internal guidance (connection tableaux proofs and different kinds of sequential data extracted from it) are available online.<sup>5</sup>

<sup>5</sup> [https://github.com/BartoszPiotrowski/rnn-for-proving-data/tree/master/internal\\_guidance](https://github.com/BartoszPiotrowski/rnn-for-proving-data/tree/master/internal_guidance)

## 5.2 Neural Modelling and Evaluation Metrics

Similarly to the premises selection experiments, we use the NMT model implemented by Luong et al. [23]. The hyperparameters are the same (see Table 2). In this experiment, the size of the training data is smaller and thus the training times are shorter – approximately 8-10 hours on the same server as used for the premise selection experiments.

Let  $subsequent\_clauses_i(P_{lits/cls}(r \rightarrow n))$  be a set of  $i$ -long sequences of clauses, found in the provided proofs, following a given path of literals/clauses from the root to a node  $n$ . Note that since there are alternative proofs in our data set, this set can have arbitrary size. Let  $clauses\_from\_model_k(P_{lits/cls}(r \rightarrow n))$  be a set of  $k$  sequences of clauses decoded from the NMT model (we decoded for  $k = 10$  or  $k = 1$  sequences). We consider the prediction from the model for a given path of literals/clauses as successful if the sets  $subsequent\_clauses_i(P_{lits/cls}(r \rightarrow n))$  and  $clauses\_from\_model_k(P_{lits/cls}(r \rightarrow n))$  are intersecting.

## 5.3 Results

The average results for the above metric are shown in Tables 4 and 5. Table 4 refers to predicting one or more clauses from a sequence of literals whereas Table 5 refers to predicting one or more clauses from a sequence of clauses. Again, we can see that predicting the next clause is much more precise than predicting multiple clauses. The accuracy of predicting the next clause(s) from a sequence of clauses is much lower than predicting the next clause(s) from a sequence of literals. This likely means that the sequence of literals provides much more precise information for making the correct decision.

We have also evaluated the performance for different lengths of the input sequences. The results for the two data sets, *lits\_to\_1\_cls* and *lits\_to\_2\_cls* are shown in Table 6. As expected, the longer the input sequence, the better is the prediction. We believe that this means that the recurrent model is in such cases capable of taking advantage of the more complex context. This is a significant difference to the path-characterization methods based on manual features used e.g. in [19], that just average (possibly with some decay factor) over the features of all literals on the path.

To compare with such methods we have also trained a classifier based on gradient boosted trees for this task using the XGBoost system [6]. Gradient boosted trees and XGBoost were used for learning feature-based guidance in [19]. To make the task comparable to the neural methods, we trained XGBoost in a multilabel setting, i.e., for each proof state it learns to rank the names of the available clauses. Due to limited resources, we restrict this comparison to the MPTP2078 subset of MML which has 1383 different labels (the clause names). I.e. we create an additional dataset *lits\_to\_1\_cls\_small* for predicting one clause from the path of literals. The results are shown in Table 7. The average performance of XGBoost on predicting the next clause from the path of literals is 0.429. This is lower than the performance of the recurrent model that also uses the literals on the path as input: 0.64 for predicting the next clause in Table 4.

Comparison of Table 7 and Table 6 shows that the XGBoost model is outperforming the recurrent neural model on shorter input sequences of literals, but on longer paths XGBoost gets significantly worse. The performance of the recurrent neural model grows with the length of the input sequence, reaching 0.846 for input length 8. This means that providing more context significantly helps the recurrent neural methods, where the hidden state much more precisely represents (encodes) the whole path. The feature-based representation used by XGBoost cannot reach such precision, which is likely the main reason for its performance flattening early and reaching at most 0.512.

**Table 4.** Evaluation of internal guidance based on input sequence of literals. The data sets differ in the number of consecutive clauses to predict.

Data set	Average matching	Average matching
	1 output per input	10 outputs per input
<code>lits_to_1_cls</code>	0.64	0.72
<code>lits_to_2_cls</code>	0.11	0.19
<code>lits_to_3_cls</code>	0.05	0.07
<code>lits_to_1.2.3_cls</code>	0.34	0.67

**Table 5.** Evaluation of internal guidance based on input sequence of clauses. The data sets differ in the number of consecutive clauses to predict.

Data set	Average matching	Average matching
	1 output per input	10 outputs per input
<code>cls_to_1_cls</code>	0.17	0.36
<code>cls_to_2_cls</code>	0.03	0.07
<code>cls_to_3_cls</code>	0.01	0.02
<code>cls_to_1.2.3_cls</code>	0.09	0.34

#### 5.4 Conjecturing New Literals

As an additional experiment that demonstrates the power of the recurrent neural methods we constructed a data set `lits_to_conj_lit` for conjecturing new literals on the paths in the tableau proofs. The goal here is not to predict a name of a literal, but to *construct* a proper literal from the available symbols (the number of them in case of the whole MML-based data set is 6442). This task is practically impossible to achieve with the previous methods that typically only *rank* or *classify* the available options. Recurrent neural networks are on the

**Table 6.** Predictive accuracy of the model on input sequences of different lengths, on data sets `lits_to_1_cls` and `lits_to_2_cls`.

Length of the input sequence	Average matching	Average matching
	<code>lits_to_1_cls</code>	<code>lits_to_2_cls</code>
1	0.193	0.068
2	0.481	0.096
3	0.642	0.117
4	0.703	0.144
5	0.679	0.148
6	0.724	0.136
7	0.786	0.151
8	0.846	–

**Table 7.** Predictive accuracy of the XGBoost model on input sequences of different lengths on the data set `lits_to_1_cls_small`.

Length of the input sequence	Average matching <code>lits_to_1_cls_bushy</code>
1	0.432
2	0.345
3	0.421
4	0.394
5	0.473
6	0.408
7	0.512
8	0.462
<b>all</b>	<b>0.428</b>

**Table 8.** Predictive accuracy of conjecturing literals by NMT for input sequences of different lengths, and on all sequences.

Length of the input sequence	Accuracy
1	3.88%
2	5.40%
3	8.05%
4	11.47%
5	13.58%
6	16.31%
7	34.19%
<b>all</b>	<b>7.72%</b>

other hand well-suited for such tasks – e.g. in machine translation they can learn how to compose grammatically correct and meaningful sentences.

It turns out that this more difficult task is quite feasible with NMT. Table 8 shows that NMT could propose the right next literal on the path in a significant number of cases. Again, there is a positive dependence between the length of the input sequence and the predictive performance. Most of the times the correct predictions involve short literals, whereas predicting longer literals is harder. The proposed longer literals often not only do not match the right ones, but often do not have a proper structure. Table 9 shows several examples of the outputs from NMT.

**Table 9.** Examples of pairs of literals – desired outputs in comparison to actual (conjectured) output from NMT. The first line contains an example of a correctly predicted output, the second line shows a situation where NMT was wrong but proposed a literal which is similar to the proper one, and the third line shows an example of an syntactically incorrect literal proposed by NMT.

Correct output	NMT prediction
<code>m1_subset.1 ( np...1 , k4.ordinal1 )</code>	<code>m1_subset.1 ( np...1 , k4.ordinal1 )</code>
<code>m1_subset.1 ( SKLM , SKLM )</code>	<code>m1_subset.1 ( SKLM , k1_zfmisc.1 ( SKLM ) )</code>
<code>k2_tarski ( SKLM , SKLM ) = k2_tarski ( SKLM , SKLM )</code>	<code>k2_tarski ( SKLM , SKLM ) = k2_tarski ( SKLM</code>

## 6 Conclusion and Future Work

In this work, we have proposed recurrent neural encoding and decoding as a suitable representation and approach for learning theorem proving tasks. This approach significantly differs from previous approaches – both neural and non-neural – by emphasizing the importance of the evolving proof state and its accurate encoding. This also allows us to meaningfully try completely new tasks, such as automatically conjecturing the next literal on the path. We have produced and published several datasets for comparing machine learning systems on two main tasks: premise selection and internal proof guidance in connection tableau.

The experimental evaluation of using recurrent neural architectures for guiding theorem proving are very encouraging. In particular, the results show that the longer the context, the more precise the recurrent methods are in choosing the next steps, unlike the previous methods. It is also clear that the recurrent architectures perform better when the inference distance between the conjecture or context is lower. This is however already useful for tasks such as internal guidance of connection tableau. The evaluation and datasets have (as similar research studies [15,12,8]) focused on the machine learning performance, which is well known to underly the theorem proving performance. Future work includes integration of such methods into ATP systems, and ATP-style evaluations similar to [19,2].

## References

1. Jesse Alama, Tom Heskes, Daniel Kühlwein, Evgeni Tsivtsivadze, and Josef Urban. Premise selection for mathematics by corpus analysis and kernel methods. *J. Autom. Reasoning*, 52(2):191–213, 2014.
2. Alexander A. Alemi, François Chollet, Niklas Eén, Geoffrey Irving, Christian Szegedy, and Josef Urban. DeepMath - deep sequence models for premise selection. In Lee et al. [20], pages 2235–2243.
3. Leo Bachmair and Harald Ganzinger. Rewrite-based equational theorem proving with selection and simplification. *J. Log. Comput.*, 4(3):217–247, 1994.
4. Clark W Barrett, Roberto Sebastiani, Sanjit A Seshia, Cesare Tinelli, et al. Satisfiability modulo theories. *Handbook of satisfiability*, 185:825–885, 2009.
5. Jasmin Christian Blanchette, Cezary Kaliszyk, Lawrence C. Paulson, and Josef Urban. Hammering towards QED. *J. Formalized Reasoning*, 9(1):101–148, 2016.
6. Tianqi Chen and Carlos Guestrin. XGBoost: A scalable tree boosting system. In *Proceedings of the 22Nd ACM SIGKDD International Conference on Knowledge Discovery and Data Mining, KDD 2016*, pages 785–794, New York, NY, USA, 2016. ACM.
7. Kyunghyun Cho, Bart van Merriënboer, Çağlar Gülçehre, Dzmitry Bahdanau, Fethi Bougares, Holger Schwenk, and Yoshua Bengio. Learning phrase representations using RNN encoder-decoder for statistical machine translation. In Alessandro Moschitti, Bo Pang, and Walter Daelemans, editors, *Proceedings of the 2014 Conference on Empirical Methods in Natural Language Processing, EMNLP 2014, October 25-29, 2014, Doha, Qatar, A meeting of SIGDAT, a Special Interest Group of the ACL*, pages 1724–1734. ACL, 2014.
8. Richard Evans, David Saxton, David Amos, Pushmeet Kohli, and Edward Grefenstette. Can neural networks understand logical entailment? In *6th International Conference on Learning Representations, ICLR 2018, Vancouver, BC, Canada, April 30 - May 3, 2018, Conference Track Proceedings*. OpenReview.net, 2018.
9. Markus Freitag and Yaser Al-Onaizan. Beam search strategies for neural machine translation. In Thang Luong, Alexandra Birch, Graham Neubig, and Andrew M. Finch, editors, *Proceedings of the First Workshop on Neural Machine Translation, NMT@ACL 2017, Vancouver, Canada, August 4, 2017*, pages 56–60. Association for Computational Linguistics, 2017.
10. Adam Grabowski, Artur Kornilowicz, and Adam Naumowicz. Mizar in a nutshell. *J. Formalized Reasoning*, 3(2):153–245, 2010.
11. Reiner Hähnle. Tableaux and related methods. In Robinson and Voronkov [27], pages 100–178.
12. Daniel Huang, Prafulla Dhariwal, Dawn Song, and Ilya Sutskever. GamePad: A learning environment for theorem proving. In *International Conference on Learning Representations*, 2019.
13. Geoffrey Irving, Christian Szegedy, Alexander A. Alemi, Niklas Eén, François Chollet, and Josef Urban. DeepMath – Deep sequence models for premise selection. In Lee et al. [20], pages 2235–2243.
14. Jan Jakubuv and Josef Urban. ENIGMA: Efficient learning-based inference guiding machine. In Herman Geuvers, Matthew England, Osman Hasan, Florian Rabe, and Olaf Teschke, editors, *Intelligent Computer Mathematics - 10th International Conference, CICM 2017*, volume 10383 of *Lecture Notes in Computer Science*, pages 292–302. Springer, 2017.



15. Cezary Kaliszyk, François Chollet, and Christian Szegedy. Holstep: A machine learning dataset for higher-order logic theorem proving. In *5th International Conference on Learning Representations, ICLR 2017, Toulon, France, April 24-26, 2017, Conference Track Proceedings*. OpenReview.net, 2017.
16. Cezary Kaliszyk and Josef Urban. Learning-assisted automated reasoning with Flyspeck. *J. Autom. Reasoning*, 53(2):173–213, 2014.
17. Cezary Kaliszyk and Josef Urban. FEMaLeCoP: Fairly efficient machine learning connection prover. In Martin Davis, Ansgar Fehnker, Annabelle McIver, and Andrei Voronkov, editors, *Logic for Programming, Artificial Intelligence, and Reasoning - 20th International Conference*, volume 9450 of *Lecture Notes in Computer Science*, pages 88–96. Springer, 2015.
18. Cezary Kaliszyk and Josef Urban. MizAR 40 for Mizar 40. *J. Autom. Reasoning*, 55(3):245–256, 2015.
19. Cezary Kaliszyk, Josef Urban, Henryk Michalewski, and Miroslav Olsák. Reinforcement learning of theorem proving. In Samy Bengio, Hanna M. Wallach, Hugo Larochelle, Kristen Grauman, Nicolò Cesa-Bianchi, and Roman Garnett, editors, *Advances in Neural Information Processing Systems 31: Annual Conference on Neural Information Processing Systems 2018, NeurIPS 2018, 3-8 December 2018, Montréal, Canada*, pages 8836–8847, 2018.
20. Daniel D. Lee, Masashi Sugiyama, Ulrike V. Luxburg, Isabelle Guyon, and Roman Garnett, editors. *Advances in Neural Information Processing Systems 29: Annual Conference on Neural Information Processing Systems 2016, December 5-10, 2016, Barcelona, Spain*, 2016.
21. Reinhold Letz, Klaus Mayr, and Christoph Goller. Controlled integration of the cut rule into connection tableau calculi. *J. Autom. Reasoning*, 13:297–337, 1994.
22. Sarah M. Loos, Geoffrey Irving, Christian Szegedy, and Cezary Kaliszyk. Deep network guided proof search. In Thomas Eiter and David Sands, editors, *21st International Conference on Logic for Programming, Artificial Intelligence and Reasoning, LPAR-21*, volume 46 of *EPiC Series in Computing*, pages 85–105. EasyChair, 2017.
23. Minh-Thang Luong, Eugene Brevdo, and Rui Zhao. Neural machine translation (seq2seq) tutorial. <https://github.com/tensorflow/nmt>, 2017.
24. Jens Otten and Wolfgang Bibel. leanCoP: Lean connection-based theorem proving. *J. Symb. Comput.*, 36(1-2):139–161, 2003.
25. Bartosz Piotrowski and Josef Urban. ATPboost: Learning premise selection in binary setting with ATP feedback. In Didier Galmiche, Stephan Schulz, and Roberto Sebastiani, editors, *Automated Reasoning - 9th International Joint Conference, IJ-CAR 2018, Held as Part of the Federated Logic Conference, FloC 2018, Oxford, UK, July 14-17, 2018, Proceedings*, volume 10900 of *Lecture Notes in Computer Science*, pages 566–574. Springer, 2018.
26. John Alan Robinson. A machine-oriented logic based on the resolution principle. *Journal of the ACM (JACM)*, 12(1):23–41, 1965.
27. John Alan Robinson and Andrei Voronkov, editors. *Handbook of Automated Reasoning (in 2 volumes)*. Elsevier and MIT Press, 2001.
28. Stephan Schulz. System description: E 1.8. In Kenneth L. McMillan, Aart Middeldorp, and Andrei Voronkov, editors, *LPAR*, volume 8312 of *LNCS*, pages 735–743. Springer, 2013.
29. Geoff Sutcliffe. The TPTP world - infrastructure for automated reasoning. In Edmund M. Clarke and Andrei Voronkov, editors, *LPAR (Dakar)*, volume 6355 of *LNCS*, pages 1–12. Springer, 2010.

30. Evgeni Tsivtsivadze, Josef Urban, Herman Geuvers, and Tom Heskes. Semantic graph kernels for automated reasoning. In *SDM*, pages 795–803. SIAM / Omnipress, 2011.
31. Josef Urban. MPTP 0.2: Design, implementation, and initial experiments. *J. Autom. Reasoning*, 37(1-2):21–43, 2006.
32. Josef Urban, Geoff Sutcliffe, Petr Pudlák, and Jiří Vyskočil. MaLAREa SG1 - Machine Learner for Automated Reasoning with Semantic Guidance. In *IJCAR*, pages 441–456, 2008.
33. Qingxiang Wang, Cezary Kaliszyk, and Josef Urban. First experiments with neural translation of informal to formal mathematics. In Florian Rabe, William M. Farmer, Grant O. Passmore, and Abdou Youssef, editors, *11th International Conference on Intelligent Computer Mathematics (CICM 2018)*, volume 11006 of *LNCS*, pages 255–270. Springer, 2018.