

Distribution Electricity Pricing under Uncertainty

Robert Mieth, *Student Member, IEEE*, and Yury Dvorkin, *Member, IEEE*.

Abstract—Distribution locational marginal prices (DLMPs) facilitate the efficient operation of low-voltage electric power distribution systems. We propose an approach to internalize the stochasticity of renewable distributed energy resources (DERs) and risk tolerance of the distribution system operator in DLMP computations. This is achieved by means of applying conic duality to a chance-constrained AC optimal power flow. We show that the resulting DLMPs consist of the terms that allow to itemize the prices for the active and reactive power production, balancing regulation, and voltage support provided. Finally, we prove the proposed DLMP constitute a competitive equilibrium, which can be leveraged for designing a distribution electricity market, and show that imposing chance constraints on voltage limits distort the equilibrium.

NOMENCLATURE

Sets:

\mathcal{A}_i	Set of ancestor nodes of node i
\mathcal{C}_i	Set of children nodes of node i
\mathcal{D}_i	Set of downstream nodes of node i (including i)
\mathcal{G}	Set of controllable DERs, $\mathcal{G} \subseteq \mathcal{N}$
\mathcal{L}	Set of edges/lines indexed by $i \in \mathcal{N}^+$
\mathcal{N}	Set of nodes, indexed by $i = \{0, 1, \dots, n\}$
\mathcal{N}^+	Set of nodes without the root node, i.e. $\mathcal{N}^+ = \{\mathcal{N} \setminus 0\}$

Variables and Parameters:

$a_{1-3,c}$	Polygonal approximation coefficients, $c = 1 \dots 12$
$d_i^{P/Q}$	Active/reactive demand at node i
e	Vector of ones of appropriate dimensions
$f_i^{P/Q}$	Active/reactive power flow along edge i
$g_i^{P/Q}$	Active/reactive generation at node i
r_i	Resistance of edge i
s^2	Total sum over covariance matrix ($s^2 = e \Sigma e^T$)
u_i	Squared voltage magnitude at node i , $u_i = v_i^2$
v_i	Voltage magnitude at node i
x_i	Reactance of edge i
z_ϵ	$(1 - \epsilon)$ -quantile of the cumulative distribution function
A/\tilde{A}	Flow sensitivity matrix and its inverse ($\tilde{A} = A^{-1}$)
R/\tilde{R}	Matrix mapping nodal active power injections into voltage magnitudes and its inverse ($\tilde{R} = R^{-1}$)
S_i^{\max}	Apparent power flow limit of edge i
α_i	Participation factor of generation at node i
γ	Price for balancing regulation
ϵ_v	Probability of voltage constraint violations
ϵ_g	Probability of generation constraint violations
ϵ_f	Probability of flow limit constraint violations
λ_i^P	DLMP for active power at node i
λ_i^Q	DLMP for reactive power at node i
ρ	Auxillary variable for chance constraint reformulations
σ_i^2	Variance at node i
ω	Vector of variances ($\omega_i \mid i = 1, \dots, n$)
Σ	Covariance matrix of ω , $\omega = \text{Var}[\omega]$
Ω	Sum of nodal variances, $\Omega = e^T \omega$

I. INTRODUCTION

Nodal electricity pricing has been shown to support the efficient scheduling and dispatch of energy resources at the transmission (wholesale) level [1]. However, the proliferation of distributed energy resources (DERs) in low-voltage distribution systems and the subsequent growth of independent, small-scale energy producers has weakened a correlation between wholesale electricity prices and distribution electricity rates (tariffs), thus distorting economic signals experienced by end-users [2]. To overcome these distortions, distribution locational marginal prices (DLMPs) have been proposed to incentivize optimal operation and DER investments in low-voltage distribution systems, [3]–[8], and to facilitate the coordination between the transmission and distribution systems [9]–[12]. However, implementation of DLMPs in practice is obstructed by the need to accurately capture stochasticity of renewable generation resources (e.g. solar or wind) in the price formation process [13]–[20]. This paper proposes a new approach to obtain DLMPs that explicitly incorporate the stochasticity of renewable generation resources and analyzes the effect of risk and uncertainty parameters on the price formation process.

Previously, DLMPs have been considered for numerous applications. Similarly to wholesale markets, [6], [7] propose a distribution day-ahead market to alleviate congestion caused by electric vehicle charging using a welfare-maximizing DC optimal power flow (OPF) model for DLMP computations. Alternatively, the model in [3] introduces power losses in DLMP computations to properly reward DERs for reducing system-wide power losses. In [4], the authors compute energy, congestion, and power loss DLMP components in the presence of advanced smart grid devices, e.g. solid state transformers and variable impedance lines. Furthermore, DLMPs have been shown to support the system operation e.g. by incentivizing voltage support from DERs [5] or mitigate voltage imbalance in a three-phase system [8]. Papavasiliou [9] comprehensively analyzes DLMPs and their properties using the branch AC power flow model and its second-order conic (SOC) relaxation. The branch power flow models facilitates the use of spot electricity pricing to analyze the effect of the root node prices, power losses, voltage constraints and thermal line limits on DLMP computations, but renders computational complexity even for small networks. On the other hand, its SOC relaxation makes it possible to represent DLMPs in terms of local information, i.e. parameters of a given distribution node and its neighbors. However, all DLMP computations in [3]–[9] disregard stochasticity of renewable DER technologies and, therefore, the resulting prices do not provide proper incentives to efficiently cope with balancing regulation needs. The need to consider stochasticity of renewable generation resources in the price formation process is recognized for transmission (wholesale) electricity pricing, e.g. [13]–[16], [21], [22], but

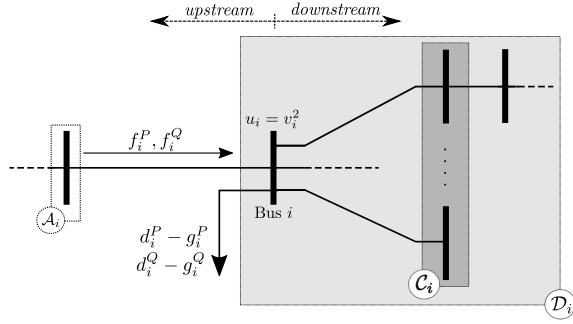


Fig. 1: Power flow notations in a radial network.

there is no framework for stochasticity-cognizant pricing in emerging distribution markets.

Recently, chance-constrained (CC) programming has been leveraged to deal with stochasticity of DERs in the distribution system and to robustify operating decisions of the distribution system operator (DSO), e.g. [17], [23]–[25]. The models in [17], [23]–[25] improve compliance with distribution system limits at a moderate increase in operating costs. However, with the exception of our prior work in [22], their application for electricity pricing has not been considered. This paper fills this gap and derives stochasticity-cognizant DLMPs using the chance constrained framework. We formulate a CC AC-OPF model for a distribution system with renewable DERs and obtain its SOC equivalent. This equivalent enables the use of convex duality for computing DLMPs that internalize the stochasticity of renewable DERs, risk tolerance of the DSO and itemize active and reactive power, balancing regulation, and voltage support DLMP components.

II. MODEL FORMULATION

In the following, we consider a generic low-voltage distribution system with controllable DERs and uncontrollable (behind-the-meter) stochastic DERs. The DSO is responsible for scheduling and dispatching controllable generation resources, meeting technical limits on distribution system operations and computing DLMPs. The distribution system is a radial network given by graph $\Gamma(\mathcal{N}, \mathcal{L})$, as in Fig. 1, where \mathcal{N} and \mathcal{L} are the sets of nodes indexed by $i \in \{0, 1, \dots, n\}$ and edges (lines) indexed by $i \in \{1, 2, \dots, n\}$. The root node, indexed as 0, is the substation, i.e. an infinite power source with fixed voltage v_0 , and $\mathcal{N}^+ := \mathcal{N} \setminus \{0\}$ is the set of all non-root nodes. Each node is associated with ancestor (or parent) node \mathcal{A}_i , a set of children nodes \mathcal{C}_i and a set of downstream nodes \mathcal{D}_i (including i). Since Γ is radial, it is $|\mathcal{A}_i| = 1, \forall i \in \mathcal{N}^+$ and all edges $i \in \mathcal{E}$ are indexed by \mathcal{N}^+ .

Each node is characterized by its active and reactive net power demand (d_i^P and d_i^Q , $i \in \mathcal{N}$), i.e. the difference between the nodal load and behind-the-meter DER output, and voltage magnitude $v_i \in [v_i^{\min}, v_i^{\max}]$, $i \in \mathcal{N}$, where v_i^{\min} and v_i^{\max} are the upper and lower voltage limits. To use linear operators, we introduce $u_i = v_i^2$, $i \in \mathcal{N}$. If node i hosts a controllable DER, the active and reactive power output is modeled as $g_i^P \in [g_i^{P,\min}, g_i^{P,\max}]$ and $g_i^Q \in [g_i^{Q,\min}, g_i^{Q,\max}]$, $i \in \mathcal{G} \subseteq \mathcal{N}^+$. Active and reactive power flows along edge i with resistance r_i , reactance x_i and apparent power limit S_i^{\max} are given by f_i^P and f_i^Q . **Bold** font indicates stochastic (random) variables.

A. Uncertainty Model and Real-Time Balancing Regulation

The active net power demand is modeled as:

$$\mathbf{d}_i^P = d_i^P + \omega_i \quad (1)$$

where d_i^P is the stochastic demand, d_i^P is a given net demand forecast and ω_i is a given random forecast error. We introduce $\Omega := \sum_i \omega_i = e^T \omega$, where ω is the column vector aggregating all nodal forecast errors and ω_i follows a unimodal distribution with a finite variance. The net demand forecast is assumed to be unbiased, i.e. the expected value and covariance matrix of ω are given by $\mathbb{E}[\omega] = 0$ and $\text{Var}[\omega] = \Sigma$.

Accounting for forecast error ω_i requires procuring balancing regulation capacity to continuously match the power supply and demand. The burden of balancing regulation is distributed among controllable DERs using participation factors, [17], [18], [26]. Participation factors $0 \leq \alpha_i \leq 1$ are modeled as decision variables and represent a relative amount of the system-wide forecast error (Ω) that the DER at node i must compensate for. Thus, the real-time active power output of each controllable DER (g_i^P) can be modeled as:

$$g_i^P = g_i^P + \alpha_i \Omega. \quad (2)$$

Thus, the system remains balanced if $\sum_{i \in \mathcal{N}} \alpha_i = 1$.

B. CC AC-OPF Formulation

Given the uncertainty and balancing regulation models in (1) and (2), the CC AC-OPF problem for the DSO follows:

$$\text{CC AC-OPF:} \quad \min_{\substack{\{g_i^P, g_i^Q, \alpha_i\}_{i \in \mathcal{G}}, \\ \{f_i^P, f_i^Q, u_i\}_{i \in \mathcal{N}^+}}} \mathbb{E} \left[\sum_{i=0}^n c_i(g_i) \right] \quad (3a)$$

s.t.

$$(\lambda_0^P): \quad g_0^P - \sum_{j \in \mathcal{C}_0} f_j^P = 0 \quad (3b)$$

$$(\lambda_0^Q): \quad g_0^Q - \sum_{j \in \mathcal{C}_0} f_j^Q = 0 \quad (3c)$$

$$(\lambda_i^P): \quad f_i^P + g_i^P - \sum_{j \in \mathcal{C}_i} f_j^P = d_i^P \quad i \in \mathcal{N}^+ \quad (3d)$$

$$(\lambda_i^Q): \quad f_i^Q + g_i^Q - \sum_{j \in \mathcal{C}_i} f_j^Q = d_i^Q \quad i \in \mathcal{N}^+ \quad (3e)$$

$$(\beta_i): \quad u_i + 2(r_i f_i^P + x_i f_i^Q) = u_{\mathcal{A}_i} \quad i \in \mathcal{N}^+ \quad (3f)$$

$$(\mu_i^+): \quad \mathbb{P}[u_i \leq u_i^{\max}] \geq 1 - \epsilon_v \quad i \in \mathcal{N}^+ \quad (3g)$$

$$(\mu_i^-): \quad \mathbb{P}[-u_i \leq -u_i^{\min}] \geq 1 - \epsilon_v \quad i \in \mathcal{N}^+ \quad (3h)$$

$$(\delta_i^+): \quad \mathbb{P}[g_i^P \leq g_i^{P,\max}] \geq 1 - \epsilon_g \quad i \in \mathcal{G} \quad (3i)$$

$$(\delta_i^-): \quad \mathbb{P}[-g_i^P \leq -g_i^{P,\min}] \geq 1 - \epsilon_g \quad i \in \mathcal{G} \quad (3j)$$

$$(\eta_i): \quad \mathbb{P} \left[(f_i^P)^2 + (f_i^Q)^2 \leq (S_i^{\max})^2 \right] \geq 1 - \epsilon_f \quad i \in \mathcal{N}^+ \quad (3k)$$

$$(\theta_i^+): \quad g_i^Q \leq g_i^{Q,\max} \quad i \in \mathcal{G} \quad (3l)$$

$$(\theta_i^-): \quad -g_i^Q \leq -g_i^{Q,\min} \quad i \in \mathcal{G} \quad (3m)$$

$$(\gamma): \quad \sum_{i=1}^n \alpha_i + \alpha_0 = 1 \quad (3n)$$

Eq. (3a) minimizes the expected operating cost given the cost functions of controllable DERs and their power output under uncertainty. Eq. (3b)–(3e) are linearized AC power flow

equations for distribution systems based on the *LinDistFlow* formulation, [27], that balance the active and reactive power at each node. Eq. (3f) computes the voltage magnitude squared at each node. Eqs. (3g)–(3k) ensure that the voltage magnitudes squared, power flows and generation outputs under uncertainty will not violate their respective limits with a given confidence level (probability) chosen by the DSO. Eq. (3n) ensures that the procured balancing regulation capacity is sufficient to match the power supplied and consumed. Greek letters in parentheses in (3b)–(3n) denote dual multipliers of the respective constraints.

C. Deterministic Equivalent of CC AC-OPF

We recast (3) as a computationally efficient SOC program using a reformulation from [18], [23], [26].

1) Expected generation cost

Controllable DERs have the following quadratic cost function:

$$c_i(g_i^P) = c_{2,i}(g_i^P)^2 + c_{1,i}g_i^P + c_{0,i}. \quad (4)$$

For the compactness of the subsequent formulations, we denote $c_{2,i} = 1/2b_i$, $c_{1,i} = a_i/b_i$, $c_{0,i} = a_i^2/2b_i$. Given these notations, the deterministic equivalent of the cost function of each DER given by (4) is as follows (as derived in Appendix A):

$$\mathbb{E}[c_i(\mathbf{g}_i^P)] = \frac{(g_i^P + a_i)^2}{2b_i} + \frac{\alpha_i^2}{2b_i}s^2, \quad (5)$$

where $a_i \geq 0$ and $b_i > 0$ are given parameters and $s^2 := e^\top \Sigma e$.

2) Generation Chance Constraints

As in [18], [19], [26], (3g)–(3j) are the chance constraints linearly dependent on uncertainty Ω that can be reformulated into the SOC constraint of the following form:

$$x + \Phi^{-1}(1 - \epsilon) \text{Stdv}[\mathbf{x}_j(\boldsymbol{\omega}, \alpha)] \leq b \quad (6)$$

where $x := \mathbb{E}[\mathbf{x}]$ and $\text{Stdv}[\mathbf{x}_j(\boldsymbol{\omega}, \alpha)] = \sqrt{\text{Var}[\mathbf{x}(\boldsymbol{\omega})]}$ are the expectation and standard deviation of random variable \mathbf{x} . If $\boldsymbol{\omega}$ is normally distributed then $\Phi^{-1}(1 - \epsilon)$ is the $(1 - \epsilon)$ -quantile of the standard normal distribution. For more general distributions we refer the interested reader to [28] for the choice of Φ . Using (6), we reformulate the chance constraints in (3i) and (3j) as given by (13b) and (13c), where $z_{\epsilon_g} = \Phi^{-1}(1 - \epsilon_g)$.

3) Voltage Chance Constraints

Following [23], the nodal voltage magnitude squared under uncertainty can be expressed in terms of system-wide forecast error Ω and vector $\alpha = \{\alpha_i, \forall i \in \mathcal{N}\}$ as follows:

$$\mathbf{u}_i(\boldsymbol{\omega}, \alpha) = u_i - 2 \sum_{j=1}^n R_{ij}(\boldsymbol{\omega}_j + \alpha_j \Omega) \quad (7)$$

where R_{ij} refers to the entries of the matrix defined as:

$$R = A^\top \text{diag}([r_1, \dots, r_n])A \quad (8)$$

and $A \in \{0, 1\}^{n \times n}$ such that $A_{ij} = 1$, if edge i is part of the path from the root node 0 to node j , and $A_{ij} = 0$ otherwise. Given α , we introduce an auxiliary notation:

$$\rho_i^v = [R\alpha]_i = R_{i*}\alpha, \quad (9)$$

where $[\cdot]_i$ denotes the i -th entry of the vector expression and R_{i*} is the i -th row of R . This makes it possible to express $\text{Stdv}[\mathbf{v}_i(\boldsymbol{\omega}, \alpha)]$ as follows (see Appendix B for the

full derivation):

$$\text{Stdv}[\mathbf{v}_i(\boldsymbol{\omega}, \alpha)] = \left\| (R_{i*} + \rho_i^v e^\top) \Sigma^{1/2} \right\|_2. \quad (10)$$

Using the result in (10), we can leverage the reformulation given by (6) and replace the chance constraints in (3g)–(3h) with the convex SOC constraints. These SOC constraints are given in (13d)–(13g), where $z_{\epsilon_v} = \Phi^{-1}(1 - \epsilon_v)$. Note that (13e) is equivalent to (9) because $\check{R} := R^{-1}$. Note that since the elements of matrix R are resistances r_i , which are positive and non-zero, R is positive definite and symmetric due to (8), i.e. invertible.

4) Apparent power flow chance constraints

The chance-constrained limit on apparent power flows (3k) can be approximated by an inner polygon to accommodate the quadratic dependency on the uncertain parameter [19], [29]:

$$a_{1,c} \mathbf{f}_i^P + a_{2,c} \mathbf{f}_i^Q + a_{3,c} S_i^{\max} \leq 0 \quad c = 1 \dots 12 \quad (11)$$

where $a_{1,c}$, $a_{2,c}$ and $a_{3,c}$ are coefficients of the set of the linearized constraints. Using A as defined in (8) and expressing $\rho_i^f = [A\alpha]_i = A_{i*}\alpha$, the standard deviation of the active power flow is given by

$$\text{Stdv}[\mathbf{f}_i^P(\boldsymbol{\omega}, \alpha)] = \left\| (A_{i*} - \rho_i^f e^\top) \Sigma^{1/2} \right\|_2. \quad (12)$$

Using the result in (12) and the standard reformulation in (6), we can replace the chance constraint in (3k) with the SOC constraints in (13h)–(13k), where $\check{A} := A^{-1}$.

5) Deterministic CC AC-OPF Equivalent

Reformulating the objective function and chance constraints as described above leads to the following deterministic SOC equivalent of the CC AC-OPF in (3):

$$\text{EQV-CC:} \quad \min_{\substack{\{g_i^P, g_i^Q, \alpha_i\}_{i \in \mathcal{G}}, \\ \{f_i^P, f_i^Q, u_i\}_{i \in \mathcal{N}^+}}} \sum_{i=0}^n \left(c_i(g_i^P) + \frac{\alpha_i^2}{2b_i} s^2 \right) \quad (13a)$$

s.t. (3b)–(3f) and (3l)–(3n)

$$(\delta_i^+) : g_i^P + z_{\epsilon_g} s \alpha_i \leq g_i^{P, \max} \quad i \in \mathcal{G} \quad (13b)$$

$$(\delta_i^-) : -g_i^P + z_{\epsilon_g} s \alpha_i \leq -g_i^{P, \min} \quad i \in \mathcal{G} \quad (13c)$$

$$(\zeta_i) : t_i^v \geq \left\| (R_{i*} + \rho_i^v e^\top) \Sigma^{1/2} \right\|_2 \quad i \in \mathcal{N}^+ \quad (13d)$$

$$(\nu_i^v) : \sum_{j=1}^n \check{R}_{ij} \rho_j^v = \alpha_i \quad i \in \mathcal{G} \quad (13e)$$

$$(\mu_i^+) : u_i + 2z_{\epsilon_v} t_i^v \leq u_i^{\max} \quad i \in \mathcal{N}^+ \quad (13f)$$

$$(\mu_i^-) : -u_i + 2z_{\epsilon_v} t_i^v \leq -u_i^{\min} \quad i \in \mathcal{N}^+ \quad (13g)$$

$$(\nu_i^f) : \sum_{i=1}^n \check{A}_{ij} \rho_j^f = \alpha_i \quad i \in \mathcal{G} \quad (13h)$$

$$(\zeta_i^f) : t_i^f \geq \left\| (A_{i*} - \rho_i^f e^\top) \Sigma^{1/2} \right\|_2 \quad i \in \mathcal{N}^+ \quad (13i)$$

$$(\eta_{i,c}^+) : a_{1,c}(f_i^P + z_{\epsilon_f} t_i^f) + a_{2,c} f_i^Q + a_{3,c} S_i^{\max} \leq 0 \quad i \in \mathcal{N}^+, c \in \{1, \dots, 12\} \quad (13j)$$

$$(\eta_{i,c}^-) : a_{1,c}(f_i^P - z_{\epsilon_f} t_i^f) + a_{2,c} f_i^Q + a_{3,c} S_i^{\max} \leq 0 \quad i \in \mathcal{N}^+, c \in \{1, \dots, 12\} \quad (13k)$$

III. DLMPs WITH CHANCE-CONSTRAINED LIMITS

A. DLMPs with Chance-Constrained Generation Limits

In this subsection, we consider a modification of the EQV-CC in (13) that models chance constraints on the generation outputs in (13b)–(13c) and other constraints are considered deterministically. This modification is given below:

$$\text{GEN-CC: } \min_{\substack{\{g_i^P, g_i^Q, \alpha_i\}_{i \in \mathcal{N}}, \\ \{f_i^P, f_i^Q, u_i\}_{i \in \mathcal{N}^+}}} \sum_{i=0}^n \left(c_i(g_i^P) + \frac{\alpha_i^2}{2b_i} s^2 \right) \quad (14a)$$

$$\text{s.t. } \quad (3b)\text{--}(3f) \text{ and } (3l)\text{--}(3n) \quad (14b)$$

$$(13b) \text{ and } (13c) \quad (14c)$$

$$(\mu_i^+) : \quad u_i \leq u_i^{\max} \quad i \in \mathcal{N}^+ \quad (14d)$$

$$(\mu_i^-) : \quad -u_i \leq -u_i^{\min} \quad i \in \mathcal{N}^+ \quad (14e)$$

$$(\eta_i) : \quad (f_i^P)^2 + (f_i^Q)^2 \leq (s_i^{\max})^2 \quad i \in \mathcal{N}^+. \quad (14f)$$

We use the GEN-CC to compute the energy and balancing regulation prices, which are given by dual multiplier λ_i^P and λ_i^Q of the power balance constraint (3d) and (3e), as well as dual multiplier γ of the system-wide balancing regulation condition in (3n). Thus, we formulate and prove:

Proposition 1. Consider the GEN-CC in (14). Let λ_i^P and λ_i^Q be the active and reactive power prices defined as dual multipliers of constraints (3d) and (3e). Then λ_i^P and λ_i^Q are given by the following functions:

$$\lambda_i^P = \lambda_{\mathcal{A}_i}^P + (\lambda_i^Q - \lambda_{\mathcal{A}_i}^Q) \frac{r_i}{x_i} - 2\eta_i \left(f_i^P + \frac{r_i}{x_i} f_i^Q \right), \quad (15)$$

$$\lambda_i^Q = \lambda_{\mathcal{A}_i}^Q + (\lambda_i^P - \lambda_{\mathcal{A}_i}^P) \frac{x_i}{r_i} - 2\eta_i \left(f_i^Q + \frac{x_i}{r_i} f_i^P \right), \quad (16)$$

where η_i is a dual multiplier of (14f).

Proof. The Karush-Kuhn-Tucker (KKT) optimality conditions for the GEN-CC in (14) are:

$$(g_i^P) : \quad \frac{(g_i - a_i)}{b_i} + \delta_i^+ - \delta_i^- + \lambda_i^P = 0 \quad i \in \mathcal{G} \quad (17a)$$

$$(g_i^Q) : \quad \lambda_i^Q + \theta_i^+ - \theta_i^- = 0 \quad i \in \mathcal{G} \quad (17b)$$

$$(u_i) : \quad \beta_i - \sum_{j \in \mathcal{C}_i} \beta_j + \mu_i^+ - \mu_i^- = 0 \quad i \in \mathcal{N}^+ \quad (17c)$$

$$(f_i^P) : \quad \lambda_i^P - \lambda_{\mathcal{A}_i}^P + 2r_i \beta_i + 2f_i^P \eta_i = 0 \quad i \in \mathcal{N}^+ \quad (17d)$$

$$(f_i^Q) : \quad \lambda_i^Q - \lambda_{\mathcal{A}_i}^Q + 2x_i \beta_i + 2f_i^Q \eta_i = 0 \quad i \in \mathcal{N}^+ \quad (17e)$$

$$(\alpha_i) : \quad \frac{\alpha_i}{b_i} s^2 + z_{\epsilon_g} s (\delta_i^+ + \delta_i^-) - \gamma = 0 \quad i \in \mathcal{N}^+ \quad (17f)$$

$$(\alpha_0) : \quad \frac{\alpha_0}{b_0} s^2 - \gamma = 0 \quad (17g)$$

$$0 \leq \delta_i^+ \perp g_i^P + z_{\epsilon_g} \alpha_i s - g_i^{P, \max} \geq 0 \quad i \in \mathcal{N}^+ \quad (17h)$$

$$0 \leq \delta_i^- \perp -g_i^P + z_{\epsilon_g} \alpha_i s + g_i^{P, \min} \geq 0 \quad i \in \mathcal{N}^+ \quad (17i)$$

$$0 \leq \theta_i^+ \perp g_i^Q - g_i^{Q, \max} \geq 0 \quad i \in \mathcal{N}^+ \quad (17j)$$

$$0 \leq \theta_i^- \perp -g_i^Q + g_i^{Q, \min} \geq 0 \quad i \in \mathcal{N}^+ \quad (17k)$$

$$0 \leq \mu_i^+ \perp u_i - u_i^{\max} \geq 0 \quad i \in \mathcal{N}^+ \quad (17l)$$

$$0 \leq \mu_i^- \perp -u_i + u_i^{\min} \geq 0 \quad i \in \mathcal{N}^+ \quad (17m)$$

$$0 \leq \eta_i \perp (f_i^P)^2 + (f_i^Q)^2 - (S_i^{\max})^2 \geq 0 \quad i \in \mathcal{N}^+ \quad (17n)$$

Expressing λ_i^P and λ_i^Q from (17d) and (17e) instantly yields

the expressions in (15) and (16). \square

Proposition 1 allows for multiple insights on the price formation process. First, both λ_i^P and λ_i^Q do not explicitly depend on uncertainty and risk parameters. Next, as the second terms in (15) and (16) reveal, λ_i^P and λ_i^Q are mutually dependent. Furthermore, the third terms in (15) and (16) demonstrates that λ_i^P and λ_i^Q are both equally dependent on active and reactive power flows f_i^P and f_i^Q , as well as line characteristics r_i and x_i . Finally, if the distribution system is not power-flow-constrained, i.e. $\eta_i = 0$ and (14f) is not binding, the third terms disappear in (15) and (16). However, even in this case the DLMPs at different nodes would not be the same due the need to provide both reactive and active power.

The result of Proposition 1 can also be interpreted in terms of the voltage limits given by (14d)–(14e) to show the effect on the resulting prices. Therefore, we express β_i from (17c) and use it in (17d) and (17e). Expressing λ_i^P and λ_i^Q from (17d) and (17e) leads to:

$$\lambda_i^P = \lambda_{\mathcal{A}_i}^P - 2r_i \sum_{j \in \mathcal{D}_i} (\mu_j^+ - \mu_j^-) + 2f_i^P \eta_i, \quad (18)$$

$$\lambda_i^Q = \lambda_{\mathcal{A}_i}^Q - 2x_i \sum_{j \in \mathcal{D}_i} (\mu_j^+ - \mu_j^-) + 2f_i^Q \eta_i. \quad (19)$$

Thus, if voltage limits are binding at downstream nodes $j \neq i \in \mathcal{D}_i$ of node i , i.e. $\mu_j^+ \neq 0$ or $\mu_j^- \neq 0$, it will contribute to the resulting values of λ_i^P and λ_i^Q . Furthermore, expressions in (18) and (19) show that if the distribution system is not voltage- or power-flow-congested, i.e. $\mu_i^+ = \mu_i^- = \eta_i = 0, \forall i \in \mathcal{N}$, DLMPs reduce to system-wide prices equal to the prices at the root node, i.e. $\lambda_i^P = \lambda_0^P$ and $\lambda_i^Q = \lambda_0^Q$.

Unlike λ_i^P and λ_i^Q , we find that the price for balancing regulation explicitly depends on uncertainty and risk parameters:

Proposition 2. Consider the GEN-CC in (14). Let γ be the balancing regulation price defined as a dual multiplier of constraint (3n). Then the following function defines γ :

$$\gamma = \frac{1}{\sum_{i=0}^n b_i} \left(s^2 + z_{\epsilon_s} s \sum_{i=1}^n (\delta_i^+ + \delta_i^-) b_i \right) \quad (20)$$

Proof. Expressing α_i and α_0 from (17f) and (17g) in terms of γ and using it (3n) yields:

$$1 + \frac{\gamma b_0}{s^2} = - \sum_{i=1}^n [\gamma + z_{\epsilon_g} s (\delta_i^+ + \delta_i^-)] \frac{b_i}{s^2}, \quad (21)$$

which immediately leads to (20). \square

As per (20), γ depends on uncertainty, since $s^2 := e^\top \Sigma e$, as well as risk tolerance of the DSO, since $z_{\epsilon_g} = \Phi^{-1}(1 - \epsilon_g)$. Notably, the balancing regulation price is always non-zero if there is uncertainty in the system (i.e. $s \neq 0$). This is true even if none of the chance constraints on output limits of DERs in (3i)–(3j) is binding, i.e. $\delta_i^+ = \delta_i^- = 0, \forall i \in \mathcal{N}$. In other words, as long as the forecast is not perfect, there is a value on procuring a non-zero amount of balancing regulation.

Using the prices resulting from Propositions 1 and 2, we consider a centralized auction that can be leveraged by the DSO to organize a distribution electricity market. This auction is organized as shown in Fig. 2, where producers truthfully report their cost functions and technical characteristics to the

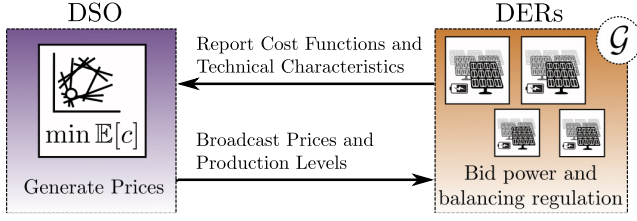


Fig. 2: A schematic representation of the auction.

DSO. Then the DSO determines the production levels and prices for each market product. To show that the prices from Propositions 1 and 2 support the competitive equilibrium, i.e. market participants maximize their profit and have no incentives to deviate from the market outcomes, we consider the GEN-CC in (14) and the behavior of each producer (controllable DER) is modeled as a profit-maximization:

$$\left\{ \begin{array}{l} \max_{g_i^P, \alpha_i} \Pi_i = \overbrace{\pi_i^g g_i^P}^{\text{Revenue}} + \overbrace{\pi^\alpha \alpha_i}^{\text{Cost}} - c_i(g_i^P) - \alpha_i^2 \frac{s^2}{2b_i} \end{array} \right. \quad (22)$$

$$\text{s.t. } (\delta_i^-, \delta_i^+) : \left\{ \begin{array}{l} g_i^{P, \min} + z_{\epsilon_g} \alpha_i s \leq g_i^P \leq g_i^{P, \max} - z_{\epsilon_g} \alpha_i s \end{array} \right\}, \quad \forall i \in \mathcal{G}.$$

where Π_i denotes the profit function of each controllable DER at node i and $\{\pi_i^g, \pi^\alpha\}$ are active power and balancing regulation prices. Under these assumptions, we prove:

Theorem 1. Let $\{g_i^{P,*}, \alpha_i^*, \forall i \in \mathcal{N}\}$ be an optimal solution of the GEN-CC in (14) and let $\{\lambda_i^{P,*}, \forall i \in \mathcal{N}; \gamma^*\}$ be the dual variables of (3d) and (3e). If $\pi_i^g = \lambda_i^{P,*}, \forall i \in \mathcal{N}$, and $\pi^\alpha = \gamma^*$, then $\{g_i^{P,*}, i \in \mathcal{N}; \alpha_i^*, i \in \mathcal{N}; \pi_i^g, i \in \mathcal{N}; \pi^\alpha\}$ is a competitive equilibrium.

Proof. The KKT optimality conditions for (22) are:

$$(g_i^P) : \frac{(g_i + a_i)}{b_i} + \delta_i^+ - \delta_i^- - \pi_i^g = 0 \quad (23a)$$

$$(\alpha_i) : \frac{\alpha_i}{b_i} s^2 + z_{\epsilon_g} s (\delta_i^+ + \delta_i^-) - \pi^\alpha = 0 \quad (23b)$$

$$0 \leq \delta_i^+ \perp g_i^P + z_{\epsilon_g} \alpha_i s - g_i^{P, \max} \geq 0 \quad (23c)$$

$$0 \leq \delta_i^- \perp -g_i^P + z_{\epsilon_g} \alpha_i s + g_i^{P, \min} \geq 0. \quad (23d)$$

Using (23a) and (23a), we express $\pi_i^g = -\frac{(g_i - a_i)}{b_i} - \delta_i^+ + \delta_i^-$ and $\pi^\alpha = -\frac{\alpha_i}{b_i} s^2 - z_{\epsilon_g} s (\delta_i^+ + \delta_i^-)$. Similarly, we express λ_i^P and γ from (17a) and (17f). Therefore, $\lambda_i^P = -\frac{(g_i - a_i)}{b_i} - \delta_i^+ + \delta_i^- = \pi_i^g$ and $\gamma = -\frac{\alpha_i}{b_i} s^2 - z_{\epsilon_g} s (\delta_i^+ + \delta_i^-) = \pi^\alpha$. If $\{g_i^{P,*}, \alpha_i^*, \forall i \in \mathcal{N}\}$, it follows that $\lambda_i^{P,*} = \pi_i^g$ and $\gamma^* = \pi^\alpha$, i.e. $\{g_i^{P,*}, i \in \mathcal{N}; \alpha_i^*, i \in \mathcal{N}; \pi_i^g, i \in \mathcal{N}; \pi^\alpha\}$ solves (22) and maximizes Π_i . Therefore, $\{g_i^{P,*}, i \in \mathcal{N}; \alpha_i^*, i \in \mathcal{N}; \pi_i^g, i \in \mathcal{N}; \pi^\alpha\}$ is a competitive equilibrium. \square

Given the competitive equilibrium established by Theorem 1, we can analyze the effect of the prices on the capacity allocation between the power production and balancing regulation from the perspective of each producer modeled as in (22). Let $\{\pi_i^g, \pi^\alpha\}$ be given prices and let $\{g_i^{P,*}, \alpha_i^*\}$ be the optimal solution of (22) for these prices. The KKT optimality conditions in (23a)–(23d) can be used to find parametric functions that determine the optimal dispatch of each controllable DER. These functions depend on whether constraints in (22) are binding or not. Since (22) has two inequality constraints, we consider the following four cases:

- 1) $\delta_i^{+,*} = \delta_i^{-,*} = 0$: When (22) has no binding constraints, it follows from (23a) and (23b) that:

$$g_i^* = \pi_i^g b_i - a_i, \quad \alpha_i^* = \pi^\alpha b_i / s^2 \quad (24)$$

Inserting the optimal dispatch given by (24) into (23c) and (23d) leads to the following relationship between prices π_i^g and π^α :

$$\frac{g_i^{\min} + a_i}{b_i} + z_{\epsilon_g} \frac{\pi^\alpha}{s} \leq \pi_i^g \leq \frac{g_i^{\max} + a_i}{b_i} - z_{\epsilon_g} \frac{\pi^\alpha}{s}. \quad (25)$$

- 2) $\delta_i^{+,*} \neq 0, \delta_i^{-,*} = 0$: Since $\delta_i^{+,*} \neq 0$, only the upper limit is binding. Thus, (23c) yields $g_i^{P,*} + z_{\epsilon_g} \alpha_i^* s - g_i^{P, \max} = 0$, which in combination with (23a) and (23b) leads to:

$$g_i^* = g_i^{\max} - z_{\epsilon_g} s \alpha_i^* \quad (26a)$$

$$\alpha_i^* = \frac{z_{\epsilon_g} s (g_i^{\max} + a_i - b_i \pi_i^g) + \pi^\alpha b_i}{s^2 (1 + z_{\epsilon_g}^2)}. \quad (26b)$$

With the upper constraint binding, it follows from (25) that (26) holds if:

$$\pi_i^g \geq \frac{g_i^{\max} + a_i}{b_i} - z_{\epsilon_g} \frac{\pi^\alpha}{s}. \quad (27)$$

- 3) $\delta_i^{+,*} = 0, \delta_i^{-,*} \neq 0$: This case is the opposite of the previous one since only the lower limit is binding. Therefore, (23d) yields $-g_i^{P,*} + z_{\epsilon_g} \alpha_i^* s + g_i^{P, \min} = 0$, which in combination with (23a) and (23b) leads to:

$$g_i^* = g_i^{\min} + z_{\epsilon_g} s \alpha_i^* \quad (28a)$$

$$\alpha_i^* = \frac{z_{\epsilon_g} s (g_i^{\min} + a_i - b_i \pi_i^g) - \pi^\alpha b_i}{s^2 (1 + z_{\epsilon_g}^2)}. \quad (28b)$$

With the lower constraint binding it follows from (25) that (28) holds if:

$$\pi_i^g \leq \frac{g_i^{\min} + a_i}{b_i} + z_{\epsilon_g} \frac{\pi^\alpha}{s}. \quad (29)$$

- 4) $\delta_i^{+,*} \neq 0, \delta_i^{-,*} \neq 0$: When both constraints of (22) are binding it follows from (23c) and (23d) that:

$$g_i^* = \frac{g_i^{\max} + g_i^{\min}}{2}, \quad \alpha_i^* = \frac{g_i^{\max} - g_i^{\min}}{2z_{\epsilon_g} s}, \quad (30)$$

where g_i^* is the midpoint of the dispatch range and the upward ($g_i^{\max} - g_i^*$) and downward ($g_i^* - g_i^{\min}$) margins are fully used for providing balancing regulation. In this case, it follows from (25) that π^α is independent of π_i^g and must be as follows:

$$\pi^\alpha \geq s (g_i^{\max} - g_i^{\min}) / 2z_{\epsilon_g} b_i. \quad (31)$$

The dispatch policies in (24), (26), (28) and (30) support the competitive equilibrium established by Theorem 1 and can be implemented locally at each DER, if there is communication to broadcast prices π_i^g and π^α .

B. DLMPs with Chance-Constrained Voltage Limits

The GEN-CC in (14) has deterministic voltage limits as given by (14d) and (14e). We recast these limits as chance constraints, which leads to the following optimization:

$$\text{VOLT-CC: } \min_{\substack{\{g_i^P, g_i^Q, \alpha_i\}_{i \in \mathcal{N}}, \\ \{f_i^P, f_i^Q, u_i\}_{i \in \mathcal{N}+}}} \sum_{i=0}^n \left(c_i(g_i^P) + \frac{\alpha_i^2}{2b_i} s^2 \right) \quad (32a)$$

$$\text{s.t. } (3b)–(3f) \text{ and } (31)–(3n) \quad (32b)$$

$$(13b)–(13g) \text{ and } (14f) \quad (32c)$$

Similarly, to the GEN-CC in (14) we formulate and prove for the VOLT-CC in (32) the following proposition:

Proposition 3. Let λ_i^P , λ_i^Q and γ be the active power, reactive power and balancing regulation prices at node i , then prices λ_i^P and λ_i^Q are given by (18) and (19) and price γ is given by:

$$\gamma = \sum_{i=0}^n b_i \left(s^2 + z_{\epsilon} s \sum_{i=1}^n (\delta_i^+ + \delta_i^-) b_i + \sum_{i=1}^n b_i \nu_i^v \right) \quad (33)$$

where ν_i^v is the following auxiliary term:

$$\nu_i^v = 2z_{\epsilon} s \sum_{j=1}^n R_{ji} (\mu_j^+ + \mu_j^-) \frac{R_{j*} (\Sigma e + s^2 \alpha)}{\text{Stdv}[\mathbf{v}_j(\boldsymbol{\omega}, \boldsymbol{\alpha})]}. \quad (34)$$

Proof. The KKT optimality conditions for (32) are:

$$(17a)–(17e), (17g)–(17k) \text{ and } (17n) \quad (35a)$$

$$(\alpha_i) : \frac{\alpha_i}{b_i} s^2 + z_{\epsilon} s (\delta_i^+ + \delta_i^-) - \gamma - \nu_i^v = 0 \quad i \in \mathcal{N}^+ \quad (35b)$$

$$(t_i^v) : 2z_{\epsilon} (\mu_i^+ + \mu_i^-) - \zeta_i = 0 \quad i \in \mathcal{N}^+ \quad (35c)$$

$$(\rho_i^v) : \sum_{j=1}^n \eta_j^v \check{R}_{ji} + \zeta_i \frac{(R_{i*} + \rho_i^v e^{\top}) \Sigma e}{t_i} = 0 \quad i \in \mathcal{N}^+ \quad (35d)$$

$$0 \leq \mu_i^+ \perp u_i + 2z_{\epsilon} t_i^v - u_i^{\max} \geq 0 \quad i \in \mathcal{N}^+ \quad (35e)$$

$$0 \leq \mu_i^- \perp -u_i - 2z_{\epsilon} t_i^v + u_i^{\min} \geq 0 \quad i \in \mathcal{N}^+ \quad (35f)$$

First, we obtain (34) by expressing ρ_i from (35d) and ζ_i from (13d). Then these expressions are inserted in (35c), which leads to (34). Second, if $\zeta_i \neq 0$, then (13d) is tight which means $t_i = \text{Stdv}[\mathbf{v}_j(\boldsymbol{\omega}, \boldsymbol{\alpha})]$ as per (10). Given that $\check{R} = R^{-1}$ as shown in Section II-C3, (35d) can be recast as (34). \square

Note that the only difference between the balancing regulation prices in (20) and (33) is in term $\sum_{i=1}^n b_i \nu_i^v$. Notably, the expression for ν_i^v in (34) depends on vector α , which includes participation factors at all nodes. Hence, introducing voltage chance constraints makes balancing regulation price γ dependent on the choice of participation factors at all nodes and cannot be explained by purely local or neighboring voltage conditions, even in radial networks. Thus, if node i is such that it has a high influence on the voltage magnitudes at other nodes (i.e. as captured by matrix R , see Eq. (7)), the controllable DER at this node is implicitly discouraged from providing balancing regulation and, therefore, ν_i drives the optimal choice of α_i from the system perspective. However, since ν_i is not part of (22) and thus uncontrolled by DERs, it will not affect (23). This result shows that internalizing the effect of stochasticity on voltage limits, which are enforced by the DSO and by producers, will prevent the existence of a competitive equilibrium enforced by Theorem 1 and, in this case, balancing participation price γ must be adjusted to reflect this difference between the decision-making process of the DSO and controllable DERs. Specifically, we can use (17f) and (35b) to compute the difference:

$$\alpha_i^{*,DER} - \alpha_i^{*,DSO} = \frac{b_i}{s^2} \nu_i^v \quad (36)$$

where $\alpha_i^{*,DER}$ and $\alpha_i^{*,DSO}$ are the optimal balancing participation factors from the producers and DSO perspectives. Note that (36) is inversely proportional to the total uncertainty in the distribution system (note that $s^2 = e \Sigma e^{\top}$), i.e. the discrepancy between the DER and DSO perspectives decreases as more

uncertainty is observed.

IV. CASE STUDY

The case study is performed on the 15-node radial feeder from [9] with two minor modifications: one controllable DER is added at node 11 (see Fig. 3) and the power flow limit of lines 2 and 3 is doubled to avoid congestion in the deterministic case. Cost parameters of DERs at nodes 6 and 11 are set to $c_{1,i} = 10$ \$/MWh, $c_{2,i} = 5$ \$/MWh², $c_{0,i} = 0$. The substation cost is set to $c_{1,0} = 50$ \$/MWh, $c_{2,0} = 400$ \$/MWh², $c_{0,0} = 0$. Note that this selection incentivizes the use of DERs. The data of [9] is used as scheduled net demand with a normally distributed zero-mean error, standard deviation of $\sigma_i^P = 0.2d_i^P$ and no covariance among the nodes. The security parameter of the chance constraints is set to $\epsilon_g = 5\%$ and $\epsilon_v = 1\%$. All models in the case study are implemented using the Julia JuMP package and our code can be downloaded from [30].

A. Effect of uncertainty on DLMPs

Tables I–III summarize the optimal solution and prices in the deterministic, GEN-CC and VOLT-CC cases. Note that the deterministic case is solved for the expected net demand and $\alpha_i = 0, \forall i$. In the deterministic and GEN-CC cases, none of the generator limits are active and, therefore, their power production does not differ. Similarly the resulting voltage magnitudes do not change as the GEN-CC considers deterministic voltage constraints and only the flow limit of edges 8 and 6 are binding. In the VOLT-CC, however, the resulting voltage magnitudes are closer to unity in order to accommodate real-time power imbalances. As a result, the voltage constraints (13d)–(13g) in the VOLT-CC yield non-zero dual multipliers. Figure 3 itemizes the effect of uncertainty on λ_i^P relative to the deterministic case, where $\Delta \lambda_i^P = \lambda_i^{P,(\text{GEN-CC/VOLT-CC})} - \lambda_i^{P,(\text{DET})}$. While the passive branch of the system (nodes 12 to 14 without any controllable DERs) shows no changes in DLMPs as it is fully supplied by the substation, DLMPs vary in the branches with DERs.

B. Energy and Regulation Price Decomposition

Tables IV and V itemize the components of the energy price following Proposition 1. Since the GEN-CC has no active voltage constraints the energy price at each node is determined by $\lambda_{\mathcal{A}_i}^P$, i.e. the energy price at the ancestor node, and the line congestion as per (15). There is no reactive power price component due to inactive voltage limits. In the VOLT-CC

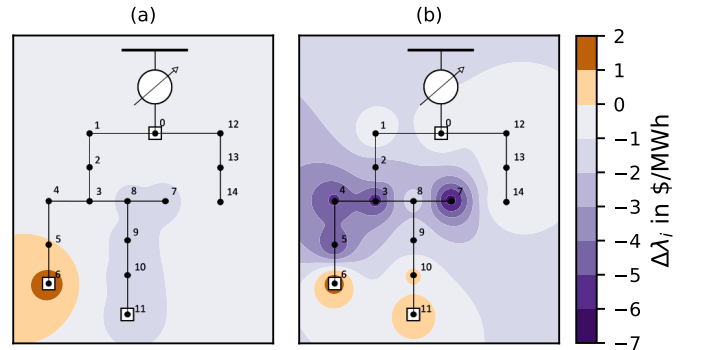


Fig. 3: Difference of $\Delta \lambda_i^P$ between the (a) GEN-CC and (b) VOLT-CC prices relative to the deterministic case.

TABLE I: Optimal Deterministic Solution

i	g_i^P	g_i^Q	α_i	$\sqrt{(f_i^P)^2 + (f_i^Q)^2}$	v_i	λ_i^P
0	0.994	0.344	–	0.000	1.000	50.000
1	–	–	–	0.404	0.975	50.000
2	–	–	–	0.446	1.012	50.000
3	–	–	–	0.446	1.067	50.000
4	–	–	–	0.210	1.071	50.000
5	–	–	–	0.227	1.074	50.000
6	0.278	0.006	–	0.256*	1.086	10.411
7	–	–	–	0.197	1.086	10.208
8	–	–	–	0.256*	1.077	10.208
9	–	–	–	0.083	1.078	10.208
10	–	–	–	0.108	1.081	10.208
11	0.140	0.032	–	0.130	1.082	10.208
12	–	–	–	0.660	0.983	50.000
13	–	–	–	0.025	0.978	50.000
14	–	–	–	0.024	0.975	50.000

* Constraint is active

TABLE II: Optimal GEN-CC Solution

i	g_i^P	g_i^Q	α_i	$\sqrt{(f_i^P)^2 + (f_i^Q)^2}$	v_i	λ_i^P
0	0.994	0.344	0.003	0.000	1.000	50.000
1	–	–	–	0.404	0.975	50.000
2	–	–	–	0.446	1.012	50.000
3	–	–	–	0.446	1.067	50.000
4	–	–	–	0.210	1.071	50.000
5	–	–	–	0.227	1.074	50.000
6	0.278	0.006	0.646	0.256*	1.086	11.996
7	–	–	–	0.197	1.086	8.769
8	–	–	–	0.256*	1.077	8.769
9	–	–	–	0.083	1.078	8.769
10	–	–	–	0.108	1.081	8.769
11	0.140*	0.032	0.351	0.130	1.082	8.769
12	–	–	–	0.660	0.983	50.000
13	–	–	–	0.025	0.978	50.000
14	–	–	–	0.024	0.975	50.000

* $\gamma = 0.273$, * Constraint is active

case, on the other hand, the voltage limits become active and therefore reactive power price is non-zero.

In Fig. 3 we observe higher prices at and close to the nodes with DERs. As follows from Eq. (18) and summarized in Table VI, prices at those nodes are dominated by the lower voltage limits, thus quantifying the value of downward regulation. A negative net demand value at node 7 indicates a high uncontrolled behind-the-meter generation, which leads to low prices dominated by the upper voltage limit. This incentivizes a higher demand and lower generation. At node 6 both the upper and lower voltage limits are active representing a non-trivial trade-off between the optimal power production and regulation participation under physical network limits.

The regulation price in the GEN-CC case ($\gamma^{\text{GEN-CC}} = 0.273$) is notably lower relative to the VOLT-CC case ($\gamma^{\text{VOLT-CC}} = 31.511$). As per Proposition 2, $\gamma^{\text{GEN-CC}}$ is only driven by the power output limits (Table VII), where only the lower output limit at node 11 is binding. Due to a low power price at node 11 as compared to node 6, the scheduled power production is also low, which limits the downward regulation capacity provided. By introducing voltage chance constraints in the VOLT-CC case, the DLMP composition changes as per Proposition 3 (Table VII). Each node with binding voltage constraints (5, 6, 7, 10, 11) contributes to the formation of γ by weighting the impact of the system-wide regulation participation on the voltage standard deviation against the marginal value of relaxed voltage limits for each node (Eq. 34).

TABLE III: Optimal VOLT-CC Solution

i	g_i^P	g_i^Q	α_i	$\sqrt{(f_i^P)^2 + (f_i^Q)^2}$	v_i	λ_i^P
0	1.033	0.490	0.377	0.000	1.000	50.000
1	–	–	–	0.523	0.956	49.976
2	–	–	–	0.439	0.972	47.881
3	–	–	–	0.439	0.996	44.596
4	–	–	–	0.208	0.997	44.836
5	–	–	–	0.222	0.999*	45.056
6	0.258	-0.068	0.370	0.256*	1.005*	12.025
7	–	–	–	0.197	1.011*	3.884
8	–	–	–	0.256*	1.001	8.577
9	–	–	–	0.090	1.001	9.111
10	–	–	–	0.100	1.001*	10.399
11	0.121	-0.040	0.253	0.116	1.002*	10.949
12	–	–	–	0.660	0.983	50.000
13	–	–	–	0.025	0.978	50.000
14	–	–	–	0.024	0.975	50.000

$\gamma = 31.511$, * Constraint is active

TABLE IV: DLMP Decomposition of the GEN-CC, cf. Eq. (15)

i	λ_i^P	$\lambda_{\mathcal{A}_i}^P$	$\lambda_i^Q \frac{r_i}{x_i}$	$\lambda_{\mathcal{A}_i}^Q \frac{r_i}{x_i}$	$2\eta_i(f_i^P + \frac{r_i}{x_i} f_i^Q)$
0	50.000	-0.000	-0.000	-0.000	0.000
1	50.000	50.000	0.000	0.000	-0.000
2	50.000	50.000	0.000	0.000	0.000
3	50.000	50.000	0.000	0.000	0.000
4	50.000	50.000	0.000	0.000	-0.000
5	50.000	50.000	0.000	0.000	0.000
6	11.996	50.000	0.000	0.000	38.004
7	8.769	8.769	0.000	0.000	0.000
8	8.769	50.000	0.000	0.000	41.231
9	8.769	8.769	0.000	0.000	-0.000
10	8.769	8.769	0.000	0.000	0.000
11	8.769	8.769	0.000	0.000	-0.000
12	50.000	50.000	0.000	0.000	0.000
13	50.000	50.000	0.000	0.000	0.000
14	50.000	50.000	0.000	0.000	0.000

V. CONCLUSION

This paper described an approach to derive stochasticity-cognizant DLMPs for electricity pricing in the low-voltage electric power distribution systems. These DLMPs are also shown to constitute a robust competitive equilibrium, which can be leveraged towards emerging distribution electricity market designs. In the future, our work will focus on the application of the proposed pricing theory to decentralized and communication-constrained control of DERs and for enabling electricity pricing in distribution systems with a high penetration rate of DERs and near-zero marginal production costs.

REFERENCES

- [1] F. C. Scheppe *et al.*, *Spot pricing of electricity*. Springer Science & Business Media, 2013.
- [2] R. A. Verzijlbergh, L. J. De Vries, and Z. Lukszo, “Renewable energy sources and responsive demand. do we need congestion management?” *IEEE Trans. Pwr. Sys.*, vol. 29, no. 5, pp. 2119–2128, 2014.
- [3] P. M. Sotkiewicz and J. M. Vignolo, “Nodal pricing for distribution networks: efficient pricing for efficiency enhancing dg.” *IEEE Trans. Pwr. Sys.*, vol. 21, no. 2, pp. 1013–1014, 2006.
- [4] G. Heydt *et al.*, “Pricing and control in the next power distribution system,” *IEEE Trans. Sm. Gr.*, vol. 3, no. 2, pp. 907–914, 2012.
- [5] L. Bai *et al.*, “Distribution locational marginal pricing (dlmp) for congestion management and voltage support,” *IEEE Trans. Pwr. Sys.*, vol. 33, no. 4, pp. 4061–4073, 2018.
- [6] R. Li, Q. Wu, and S. S. Oren, “Distribution locational marginal pricing for optimal electric vehicle charging management,” *IEEE Trans. Pwr. Sys.*, vol. 29, no. 1, pp. 203–211, 2014.
- [7] S. Huang *et al.*, “Distribution locational marginal pricing through quadratic programming for congestion management in distribution networks,” *IEEE Trans. Pwr. Sys.*, vol. 30, no. 4, pp. 2170–2178, 2015.
- [8] J. Zhao *et al.*, “Congestion management method of low-voltage active distribution networks based on dlmp,” *IEEE Access*, 2019.

TABLE V: DLMP Decomposition of the VOLT-CC, cf. Eq. (15)

i	λ_i^P	$\lambda_{A_i}^P$	$\lambda_i^Q \frac{r_i}{x_i}$	$\lambda_{A_i}^Q \frac{r_i}{x_i}$	$2\eta_i(f_i^P + \frac{r_i}{x_i} f_i^Q)$
0	50.000	-0.000	-0.000	-0.000	0.000
1	49.976	50.000	0.024	0.000	-0.000
2	47.881	49.976	4.088	1.993	0.000
3	44.596	47.881	7.373	4.088	0.000
4	44.836	44.596	7.132	7.373	-0.000
5	45.056	44.836	6.887	7.108	0.000
6	12.025	45.056	0.000	6.911	39.942
7	3.884	8.577	7.072	2.379	0.000
8	8.577	44.596	2.376	7.369	41.012
9	9.111	8.577	1.842	2.376	-0.000
10	10.399	9.111	0.552	1.840	0.000
11	10.949	10.399	0.000	0.550	-0.000
12	50.000	50.000	0.000	0.000	0.000
13	50.000	50.000	0.000	0.000	0.000
14	50.000	50.000	0.000	0.000	0.000

TABLE VI: DLMP Decomposition of the VOLT-CC based on voltage constraints, cf. Eq. (18)

i	λ_i^P	$(\mu_i^+ - \mu_i^-)$	$\lambda_{A_i}^P$	$2r_i \sum_{j \in \mathcal{D}_i} (\mu_j^+ - \mu_j^-)$	$2f_i^P \eta_i$
0	50.000	0.000	-0.000	-0.000	0.000
1	49.976	-0.000	50.000	0.024	-0.000
2	47.881	-0.000	49.976	2.096	0.000
3	44.596	-0.000	47.881	3.285	0.000
4	44.836	-0.000	44.596	-0.240	-0.000
5	45.056	-0.001	44.836	-0.220	0.000
6	12.025	-6.290 [†]	45.056	-0.606	33.638
7	3.884	44.871	8.577	4.694	0.000
8	8.577	-0.000	44.596	1.478	34.541
9	9.111	-0.000	8.577	-0.534	-0.000
10	10.399	-0.004	9.111	-1.288	0.000
11	10.949	-26.709	10.399	-0.550	-0.000
12	50.000	-0.000	50.000	-0.000	0.000
13	50.000	-0.000	50.000	-0.000	0.000
14	50.000	-0.000	50.000	-0.000	0.000

† $\mu_6^+ = 20.186, \mu_6^- = 26.476$

- [9] A. Papavasiliou, "Analysis of distribution locational marginal prices," *IEEE Trans. Sm. Gr.*, vol. 9, no. 5, pp. 4872–4882, 2018.
- [10] Z. Yuan, M. R. Hesamzadeh, and D. R. Biggar, "Distribution locational marginal pricing by convexified acopf and hierarchical dispatch," *IEEE Trans. Sm. Gr.*, vol. 9, no. 4, pp. 3133–3142, 2018.
- [11] Y. Ding *et al.*, "Real-time market concept architecture for ecogrid eu," *IEEE Trans. Sm. Gr.*, vol. 4, no. 4, pp. 2006–2016, 2013.
- [12] M. Caramanis *et al.*, "Co-optimization of power and reserves in dynamic t&d power markets with distributed energy resources," *Proceedings of the IEEE*, vol. 104, no. 4, pp. 807–836, 2016.
- [13] S. Wong and J. D. Fuller, "Pricing energy and reserves using stochastic optimization in an alternative electricity market," *IEEE Trans. Pwr. Sys.*, vol. 22, no. 2, pp. 631–638, 2007.
- [14] J. M. Morales *et al.*, "Pricing electricity in pools with wind producers," *IEEE Trans. Pwr. Sys.*, vol. 27, no. 3, pp. 1366–1376, 2012.
- [15] S. Martín, Y. Smeers, and J. A. Aguado, "A stochastic two settlement equilibrium model for electricity markets with wind generation," *IEEE Trans. Pwr. Sys.*, vol. 30, no. 1, pp. 233–245, 2015.
- [16] J. Kazempour, P. Pinson, and B. F. Hobbs, "A stochastic market design with revenue adequacy and cost recovery by scenario: Benefits and costs," *IEEE Trans. Pwr. Sys.*, vol. 33, no. 4, pp. 3531–3545, 2018.
- [17] E. Dall'Anese, K. Baker, and T. Summers, "Chance-constrained ac optimal power flow for distribution systems with renewables," *IEEE Trans. Pwr. Sys.*, vol. 32, no. 5, pp. 3427–3438, 2017.
- [18] D. Bienstock, M. Chertkov, and S. Harnett, "Chance-constrained optimal power flow: Risk-aware network control under uncertainty," *Siam Review*, vol. 56, no. 3, pp. 461–495, 2014.
- [19] Y. Dvorkin, M. Lubin, and L. Roald, "Chance constraints for improving the security of ac optimal power flow," *IEEE Trans. Power Syst.*, 2019.
- [20] R. Mieth and Y. Dvorkin, "Online learning for network constrained demand response pricing in distribution systems," *arXiv preprint: 1811.09384*, 2018.
- [21] H. Ye *et al.*, "Uncertainty marginal price, transmission reserve, and day-ahead market clearing with robust unit commitment," *IEEE Trans. Pwr. Sys.*, vol. 32, no. 3, pp. 1782–1795, 2017.
- [22] X. Kuang *et al.*, "Pricing chance constraints in electricity markets," *IEEE Trans. Pwr. Sys.*, vol. 33, no. 4, pp. 4634–4636, 2018.

TABLE VII: Regulation Price Decomposition of the VOLT-CC

i	b_i	GEN-CC		VOLT-CC		ν_i
		δ_i^+	δ_i^-	δ_i^+	δ_i^-	
0	0.0005	–	–	–	–	–
1	–	–	–	–	–	0.120
2	–	–	–	–	–	10.699
3	–	–	–	–	–	27.281
4	–	–	–	–	–	28.199
5	–	–	–	–	–	29.040
6	0.1	-0.000	-0.000	-0.000	-0.000	31.357
7	–	–	–	–	–	32.533
8	–	–	–	–	–	30.201
9	–	–	–	–	–	30.472
10	–	–	–	–	–	31.126
11	0.1	-0.000	0.310	-0.000	-0.000	31.406
12	–	–	–	–	–	0.000
13	–	–	–	–	–	0.000
14	–	–	–	–	–	0.000

- [23] R. Mieth and Y. Dvorkin, "Data-driven distributionally robust power flow for distribution systems," *IEEE Tr. Syst. Let.*, vol. 2, no. 3, 2018.
- [24] A. Hassan *et al.*, "Optimal load ensemble control in chance-constrained optimal power flow," *IEEE Trans. Sm. Gr.*, 2018.
- [25] K. Baker and A. Bernstein, "Joint chance constraints in ac optimal power flow: Improving bounds through learning," *IEEE Trans. Sm. Gr.*, 2019.
- [26] M. Lubin, Y. Dvorkin, and S. Backhaus, "A robust approach to chance constrained optimal power flow with renewable generation," *IEEE Trans. Pwr. Sys.*, vol. 31, no. 5, pp. 3840–3849, 2016.
- [27] K. Turitsyn *et al.*, "Local control of reactive power by distributed photovoltaic generators," in *IEEE Conf. Sm. Gr. Com.*, 2010, pp. 79–84.
- [28] L. Roald *et al.*, "Security constrained optimal power flow with distributionally robust chance constraints," *arXiv preprint: 1508.06061*, 2015.
- [29] S. Wang *et al.*, "Distributed generation hosting capacity evaluation for distribution systems considering the robust optimal operation of oltc and svc," *IEEE Trans on Sust. En.*, vol. 7, no. 3, pp. 1111–1123, 2016.
- [30] Code supplement - DLMPs under Uncertainty. [Online]. Available: https://github.com/korpuskel91/DLMP_uncertainty_CodeSupplement

APPENDIX

A. Expected Generation Cost

$$c_i(g_i^P) = \frac{(g_i^P + \alpha_i \Omega - a_i)^2}{2b_i} + c_i$$

$$= \frac{(g_i^P)^2 + \alpha_i^2 \Omega^2 + a_i^2 + 2(g_i^P \alpha_i \Omega - g_i^P a_i - \alpha_i \Omega a_i)}{2b_i} + c_i. \quad (\text{A.1})$$

Recall that $\mathbb{E}[\omega] = 0$. Then $\mathbb{E}[e^\top \omega] = \mathbb{E}[\Omega] = 0$ and we obtain:

$$\mathbb{E}[c_i(g_i^P)] = \frac{(g_i^P + \alpha_i \Omega - a_i)^2}{2b_i} + c_i + \mathbb{E}\left[\frac{\alpha_i^2 \Omega^2}{2b_i}\right]$$

$$= c_i(g_i^P) + \frac{\alpha_i^2}{2b_i} \mathbb{E}[\Omega^2] \quad (\text{A.2})$$

As $\text{Var}[\Omega] = \mathbb{E}[\Omega^2] - \mathbb{E}[\Omega]^2$ and $\text{Var}[\Omega] = \text{Var}[e^\top \omega] = e^\top \Sigma e = s^2$ we find the respective expression $\mathbb{E}[\Omega^2]$.

B. Voltage Variance

Using the expression for the uncertain voltage (7), we can obtain

$$u_i(\omega, \alpha) - \bar{u}_i = [R(\omega - \alpha e^\top \omega)]_i$$

$$= [R\omega]_i - [R\alpha]_i (e^\top \omega) \quad (\text{B.1})$$

$$= (R_{i*} - \rho_i^v e^\top) \omega.$$

Then Eq. (10) follows from:

$$\text{Var}[v_i(\omega, \alpha)] = \left\| (R_{i*} - \rho_i^v e^\top) \Sigma^{1/2} \right\|_2^2. \quad (\text{B.2})$$