

Z boson production in proton-lead collisions at the LHC accounting for transverse momenta of initial partons

E. Blanco^a, A. van Hameren^a, H. Jung^b,
A. Kusina^a, K. Kutak^a

^a Institute of Nuclear Physics, Polish Academy of Sciences,
ul. Radzikowskiego 152, 31-342, Cracow, Poland

^b DESY, Hamburg, Germany

November 18, 2019

Abstract

We perform a calculation of inclusive Z boson production in proton-lead collisions at the LHC taking into account the transverse momenta of the initial partons. We use the framework of k_T -factorization combining transverse momentum dependent parton distributions (TMDs) with off-shell matrix elements. In order to do it we need to construct appropriate TMDs for lead nuclei which is done using the parton branching method. Our computations are compared with data from CMS taken at $\sqrt{s} = 5.02$ TeV. The results are in good agreement with the measurements especially the transverse momentum distribution of the Z boson.

Contents

1	Introduction	2
2	Nuclear TMDs	3
3	Results	8
3.1	Predictions for 8 TeV data	14
4	Conclusion	15

1 Introduction

The production of Z bosons in hadron-hadron collisions is described in lowest order (LO) calculations as the annihilation of a pair $q\bar{q} \rightarrow Z$. In collinear factorization, the initial quarks do not carry any intrinsic transverse momentum, and therefore the p_T of the Z boson vanishes. When higher order corrections in perturbative quantum chromodynamics (pQCD) are included, the Z boson receives a significant transverse momentum corresponding to the additional emission. However, in collinear factorization the transverse momentum spectrum of the Z boson at $\Lambda_{\text{QCD}} < p_T < \mathcal{O}(10)\text{GeV}$ cannot be well described by a fixed order calculation, and a resummation to all orders of soft gluon radiation is needed. Several calculations for this soft gluon resummation exist for pp and $p\bar{p}$ collisions [1–4].

In a different approach of k_T -factorization, originally developed for small x physics [5,6], the parton densities depend in addition on the partons' transverse momenta. Such transverse momenta come from the intrinsic motion of the partons inside the hadrons but also from the perturbative evolution of the partons from a small scale to the hard scale of the process. The hard process is in general calculated with off-shell initial partons. In the past years, significant progress has been made by the calculations of hard processes not only for initial gluons but also for initial quarks [7]. The transverse momentum dependent parton densities (TMDs) for protons were recently obtained from precision fits to deep-inelastic cross section measurements within the parton-branching (PB) approach [8–10].

In this paper we are in particular interested in exploring the transverse momentum structure of the partonic content of lead nucleus at relatively large values of its longitudinal momentum.¹ To achieve this we extend the PB approach to the case of heavy nuclei, in particular to lead nucleus, and apply the newly constructed nuclear TMDs

¹This allows us to work with linear evolution equations and not to be affected by the saturation of gluon densities [11].

(nTMDs) together with off-shell matrix elements to calculations of Z boson production in $p\text{Pb}$ collisions at the LHC.²

The interest is motivated by experiments at CERN where proton-lead and lead-lead collisions are studied. The precise knowledge of the partonic structure of the lead nucleus and the factorization used will allow to increase the precision of the theoretical description of the initial state of proton-lead and lead-lead collisions. The interest in knowing the precise transverse momentum structure of the nucleus lies in the following: when the quark gluon plasma is produced in lead-lead collision the propagating jet broadens and gets kicks from the plasma constituents. Therefore, its transverse spectrum changes. Moreover the initial state effects (initial state shower) lead to decorrelations. The precise knowledge of the transverse momentum distribution of partons in lead nucleus will therefore be beneficial for a more precise determination of final-state effects due to jet-plasma interactions. In order to demonstrate the usefulness of the newly obtained nTMDs for lead nucleus, we calculate the cross section for the rapidity and p_T spectrum of Drell-Yan pairs with an intermediate Z/γ^* boson state. Furthermore, such a final state, being a colorless particle, gives the opportunity for particularly interesting investigations complementary to results obtained in studies of jet final states in [12, 13].

2 Nuclear TMDs

In the PB approach, the parton density is evolved with the DGLAP evolution equation from a small scale (where the initial parton density is parametrized) to the scale of the hard process using an iterative procedure. In this way, every single splitting process during the evolution is calculated, and kinematic constraints in each parton splitting step are treated. Once a physical meaning is given to the evolution scale, the transverse momentum of the partons involved in each splitting can be calculated, and a transverse momentum dependent (TMD) parton density can be obtained.

We apply DGLAP splitting functions at next-to-leading order (NLO) and we use angular ordering for the parton evolution, which relates the evolution scale μ_i to the transverse momentum of the emitted parton $\mathbf{q}_{t,i}^2 = (1 - z_i)^2 \mu_i^2$, where z_i is the fractional momentum in the splitting process (details of the procedure are described in Ref. [10]).

The nuclear TMD, $\mathcal{A}_a^{\text{Pb}}(x, k_t^2, \mu^2)$, is obtained by a convolution of the starting distribution $\mathcal{A}_{0,b}^{\text{Pb}}(x', k_{t,0}^2, \mu_0^2)$ with the evolution kernel $\mathcal{K}_{ba}(x'', k_{t,0}^2, k_t^2, \mu_0^2, \mu^2)$ as described

²Whenever we refer to Z boson production we mean a production of a lepton pair via both Z and γ^* exchange.

in Ref. [10] (with $k_t^2 = \mathbf{k}^2$):

$$\begin{aligned}
x\mathcal{A}_a^{\text{Pb}}(x, k_t^2, \mu^2) &= x \int dx' \int dx'' \mathcal{A}_{0,b}^{\text{Pb}}(x', k_{t,0}^2, \mu_0^2) \mathcal{K}_{ba}(x'', k_{t,0}^2, k_t^2, \mu_0^2, \mu^2) \delta(x'x'' - x) \\
&= \int dx' \mathcal{A}_{0,b}^{\text{Pb}}(x', k_{t,0}^2, \mu_0^2) \frac{x}{x'} \mathcal{K}_{ba}\left(\frac{x}{x'}, k_{t,0}^2, k_t^2, \mu_0^2, \mu^2\right) . \quad (1)
\end{aligned}$$

The evolution of the kernel starts at $x_0 = 1$ at μ_0^2 . In general, the starting distribution \mathcal{A}_0 can have flavor and x dependent $k_{t,0}$ distributions, for simplicity we use here a factorized form:

$$\mathcal{A}_{0,b}^{\text{Pb}}(x, k_{t,0}^2, \mu_0^2) = f_{0,b}^{\text{Pb}}(x, \mu_0^2) \cdot \exp(-|k_{t,0}^2|/\sigma^2) \quad (2)$$

where the intrinsic $k_{t,0}$ distribution is given by a Gauss distribution with $\sigma^2 = q_0^2/2$ for all flavors and all x with a constant value $q_0 = 0.5$ GeV. The q_0 value is assumed to be the same as in the proton TMD fit [10].

The starting distribution $f_{0,b}^{\text{Pb}}(x, \mu_0^2)$ for lead nucleus is taken to be one of the available collinear nuclear PDFs (nPDFs), e.g. the nCTEQ15 [14]. We always produce two sets of nTMDs which differ by the initial scale μ_0^2 and the argument of the strong coupling, α_s . We refer to these sets as **Set1** and **Set2**, where **Set1** features $\mu_0^2 = 1.9$ GeV² and the scale of α_s coinciding with the DGLAP evolution variable in [10]. On the other hand **Set2** has $\mu_0^2 = 1.4$ GeV² and the α_s scale is chosen to be the transverse momentum $|\mathbf{q}_{t,i}^2|$ of the splitting process, as suggested in Refs. [15–17] and also applied in [10]. This choice is motivated by accounting for coherence effects effectively introducing higher order corrections. For the purpose of practical calculations in Sec. 3 we used three different collinear nPDFs to produce the corresponding nTMDs. We adopted the two most commonly used nPDFs nCTEQ15 [14] and EPPS16 [18]. Additionally we did comparisons with distributions obtained in Ref. [19] which allow for more reliable description of the low- x region. However, the nTMDs based on these nPDFs (PB-gluon_D_c_ncteq1568CL_Pb) turned out to be rather similar to the results obtained based on the nCTEQ15 nPDFs which is why we show them only later when discussing results for Z boson production.

We now present the obtained nTMDs. In Fig. 1 we show the k_t integrated distributions of the up quark at the scale $\mu = 10$ GeV and $\mu = 100$ GeV as a function of x . First in Figs. 1a and 1b we plot the distributions obtained from the nCTEQ15 starting distribution evolved with the PB method using different scales in α_s according to the **Set1** and **Set2** prescriptions (PB-nCTEQ15FullNuc_208.82), and compare them with the original nCTEQ15 collinear PDFs. One can observe clear differences between the **Set1** and **Set2** distributions, but as expected after integration over the k_t the **Set1** distributions reproduce the collinear PDFs. In the computations that will follow in Sec. 3 we mostly concentrate on the **Set2** distributions which are preferred by the phenomenological applications [10]. In Figs. 1c and 1d we

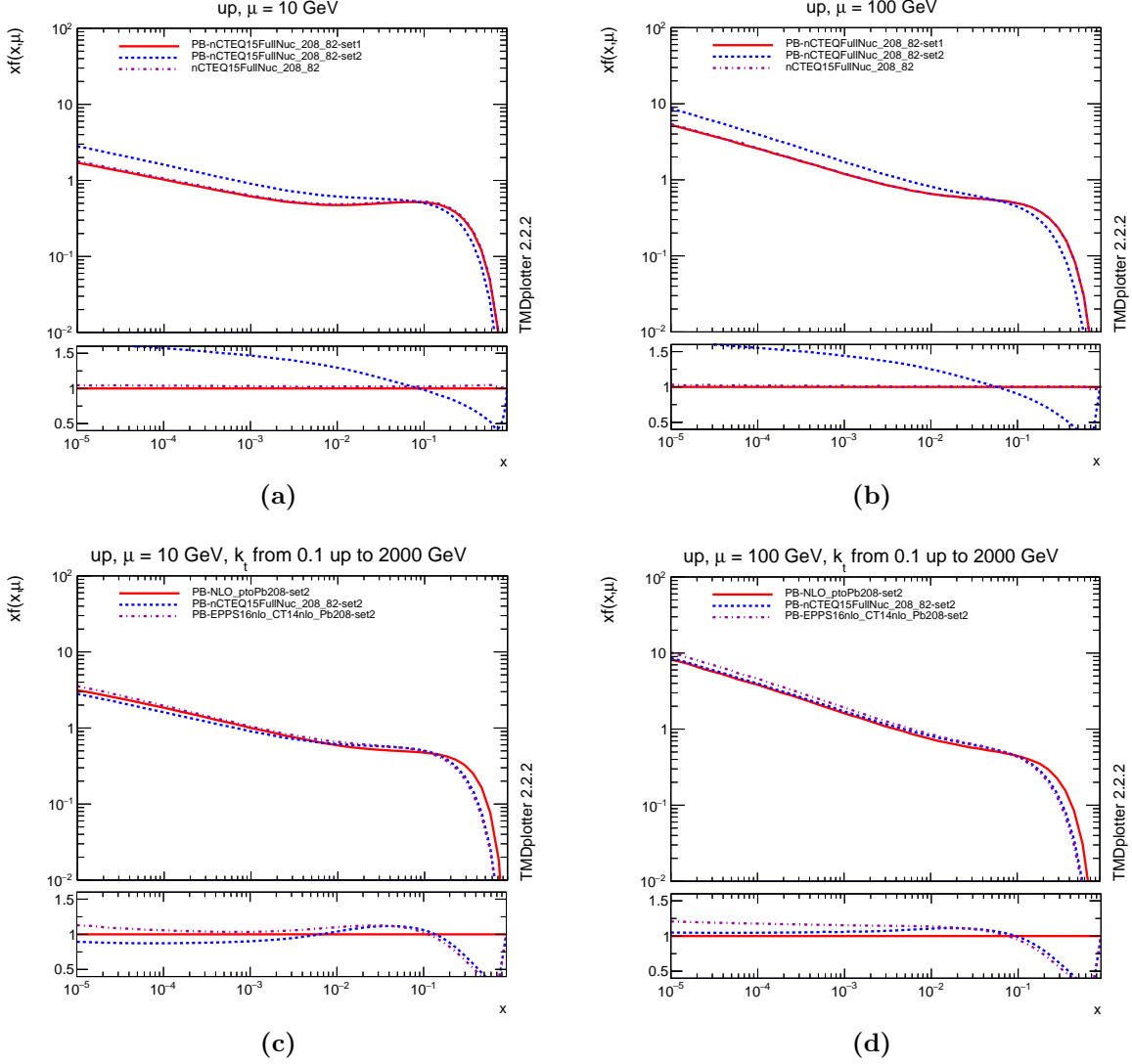


Figure 1: Up quark transverse momentum dependent parton density integrated over k_t for different values of the scale μ . The upper plots show the comparison with the corresponding collinear distribution. The lower plots compare two nuclear TMD distributions based on the nCTEQ15 (PB-nCTEQ15FullNuc_208_82) and EPPS16 (PB-EPPS16nlo_CT14nlo_Pb208) nuclear PDFs with the PB-NLO_ptoPb208TMD.

also compare the PB-nCTEQ15FullNuc_208_82 Set2 distributions with another Set2 TMDs obtained by using the EPPS16 lead nPDFs as starting distributions [18] (PB-EPPS16nlo_CT14nlo_Pb208) and with the PB-NLO_ptoPb208 proton TMDs³ obtained

³More precisely, in order to have a meaningful comparison with the proton TMDs, in this case we construct a combination of protons and neutrons distributions forming a lead nuclei: $f^{\text{Pb}} =$

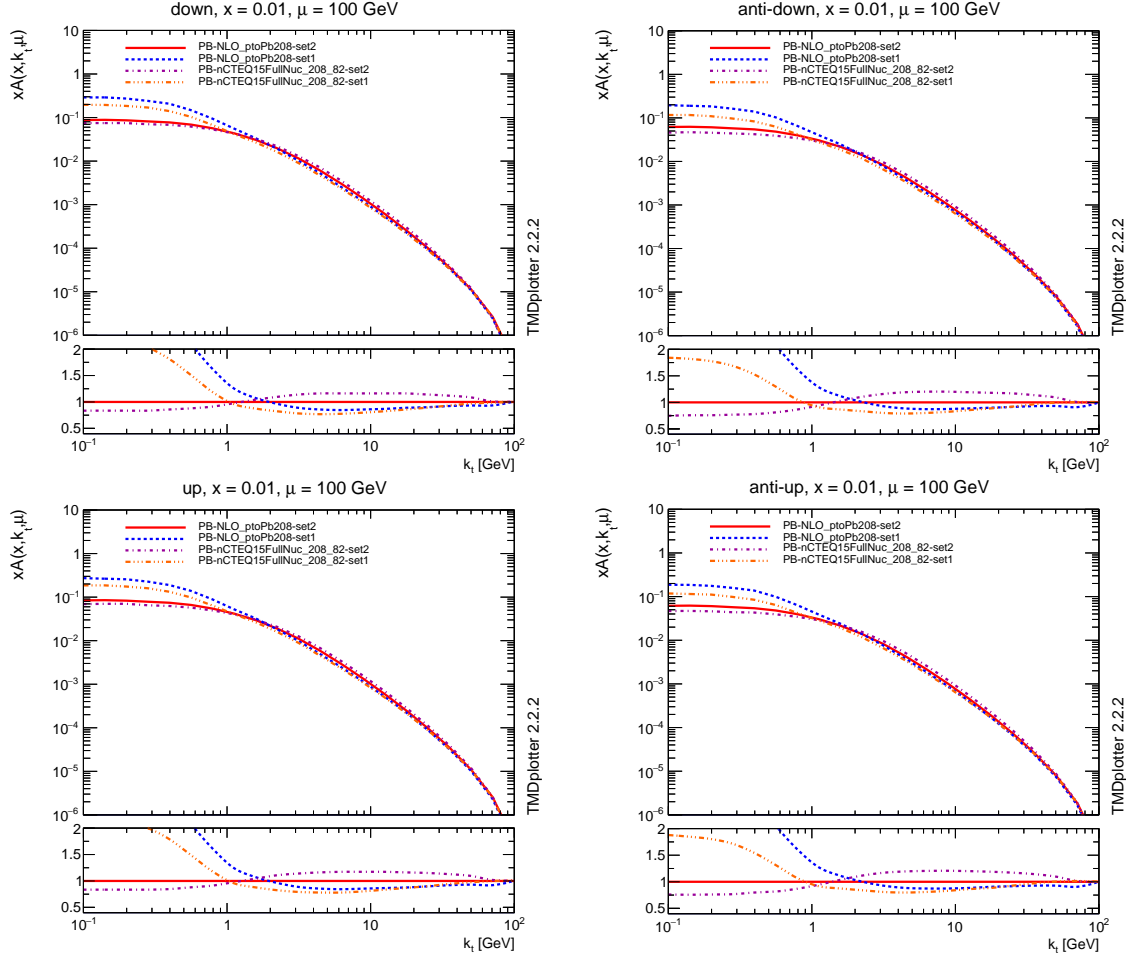


Figure 2: Transverse momentum dependent parton densities for different quark species at $x = 0.01$ at the scale of $\mu = 100$ GeV. The ratio is always taken with respect to the PB-NLO_ptoPb208 set2 distributions.

in Ref. [10], which we will also employ in our calculations.

In Fig. 2 the transverse momentum dependent parton distributions for different quark species (u , d , \bar{u} , \bar{d}) are shown at $x = 0.01$ and $\mu = 100$ GeV as a function of the transverse momentum. We show here the PB-nCTEQ15FullNuc_208.82 TMDs for Set1 and Set2 and compare them with the corresponding combination of proton TMDs PB-NLO_ptoPb208. In Fig. 3 we compare different nuclear TMDs with PB-NLO_ptoPb208 distributions restricting only to the Set2 case at $x = 0.01$ and $\mu = 100$ GeV. We can see that both nuclear TMDs (PB-nCTEQ15FullNuc_208.82 and PB-EPPS16nlo_CT14nL_Pb208) are quite similar and differ from the PB-NLO_ptoPb208 distributions. We can see that for small values of transverse momentum (below 1 GeV)

$82/208f^p + (208 - 82)/208f^n$, with the neutron distribution obtained assuming isospin symmetry.

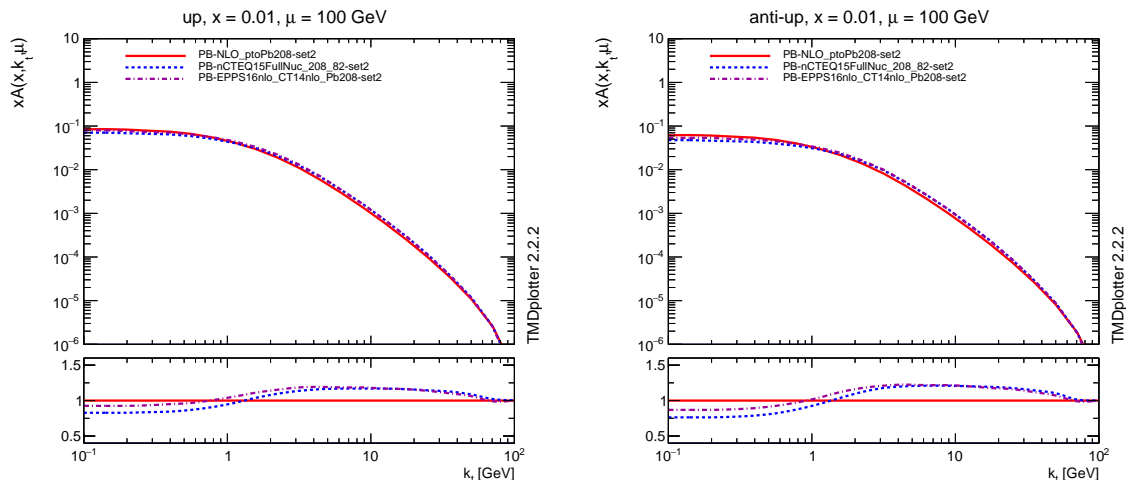


Figure 3: Comparison of different nuclear transverse momentum dependent parton densities for u and \bar{u} quarks at $x = 0.01$ at the scale $\mu = 100$ GeV. Depicted are the `Set2` distributions that are used in the calculations in Sec. 3. The ratio is taken with respect to the proton PB-NLO_ptoPb208 `set2` TMD.

there is a suppression of the nTMDs compared to the proton TMDs. On the other hand, when the k_t rises above 1 GeV we start to observe an enhancement of nTMDs which persists up to the high k_t values (~ 80 GeV). A similar behaviour is observed for other x values and other flavours. To even further quantify the nuclear modifications of TMDs, in Fig. 4 we provide additional distributions for different μ and k_t values as a function of x . At lower k_t values we can observe a behaviour similar to the collinear PDFs which exhibit a rather well defined shadowing, anti-shadowing and EMC regions.

As a last part of this section, in Fig. 5, we present the uncertainties of the obtained nTMDs. We plot them for u and \bar{u} quarks at $x = 0.01$ and two scales $\mu = 10$ GeV and $\mu = 100$ GeV. We can see that the low k_t region features the largest uncertainties: around 10% for up and 15% for \bar{u} distributions. The size of the error band becomes smaller with the evolution in μ but this reduction is still limited between the two presented scales. The distributions for other quarks exhibit similar uncertainties, on the other, hand the uncertainties for the gluon are substantially larger reaching up to 50% at small k_t values (covering also the differences between proton and nuclear distributions).

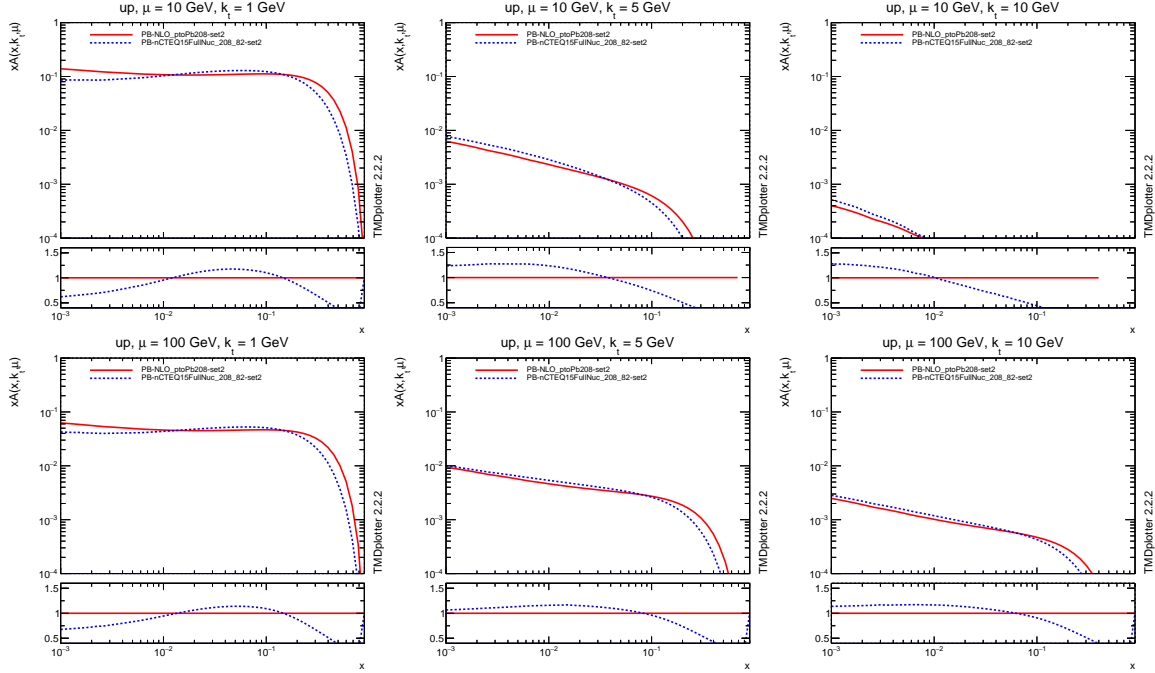


Figure 4: Comparison of `set2` nuclear PB-nCTEQ15FullNuc_208.82 and proton PB-NLO_ptoPb208 TMDs for up quark at several k_t and μ scales as a function of x . The ratio plots take as a reference the proton TMDs (showing the nuclear modification factors).

3 Results

We present now our predictions for the inclusive Z boson production in $p\text{Pb}$ collisions at the LHC

$$p\text{Pb} \rightarrow (Z/\gamma^*) \rightarrow \ell\bar{\ell} \quad (3)$$

at $\sqrt{s} = 5.02$ TeV and compare them with CMS data [20]. The intermediate vector boson is decaying into a pair of electrons or muons and these two channels are combined and we compare with this combined data. The measurement is done in the fiducial region defined by: $p_T^\ell > 20$ GeV, $|\eta_{\text{lab}}^\ell| < 2.4$ and $60 < m_{\ell\ell} < 120$ GeV. In our calculations we use leading order (LO) off-shell matrix elements as calculated by the KaTie Monte Carlo generator [7] and the TMDs (and PDFs) discussed in Sec. 2. The factorization and renormalization scales are set to be equal to the Z boson mass, $\mu = m_Z$.

The considered data is restricted to the Z boson (center of mass) rapidity ranging between $y^* \in (-2.8, 2.0)$ which at LO corresponds to x values in lead $x_{\text{Pb}} \sim (3 * 10^{-3}, 0.3)$ (where negative rapidities correspond to large x_{Pb} and positive y^* correspond to small x_{Pb}). This shows that the probed x values are not very small and we do not need to worry about non-linear effects.

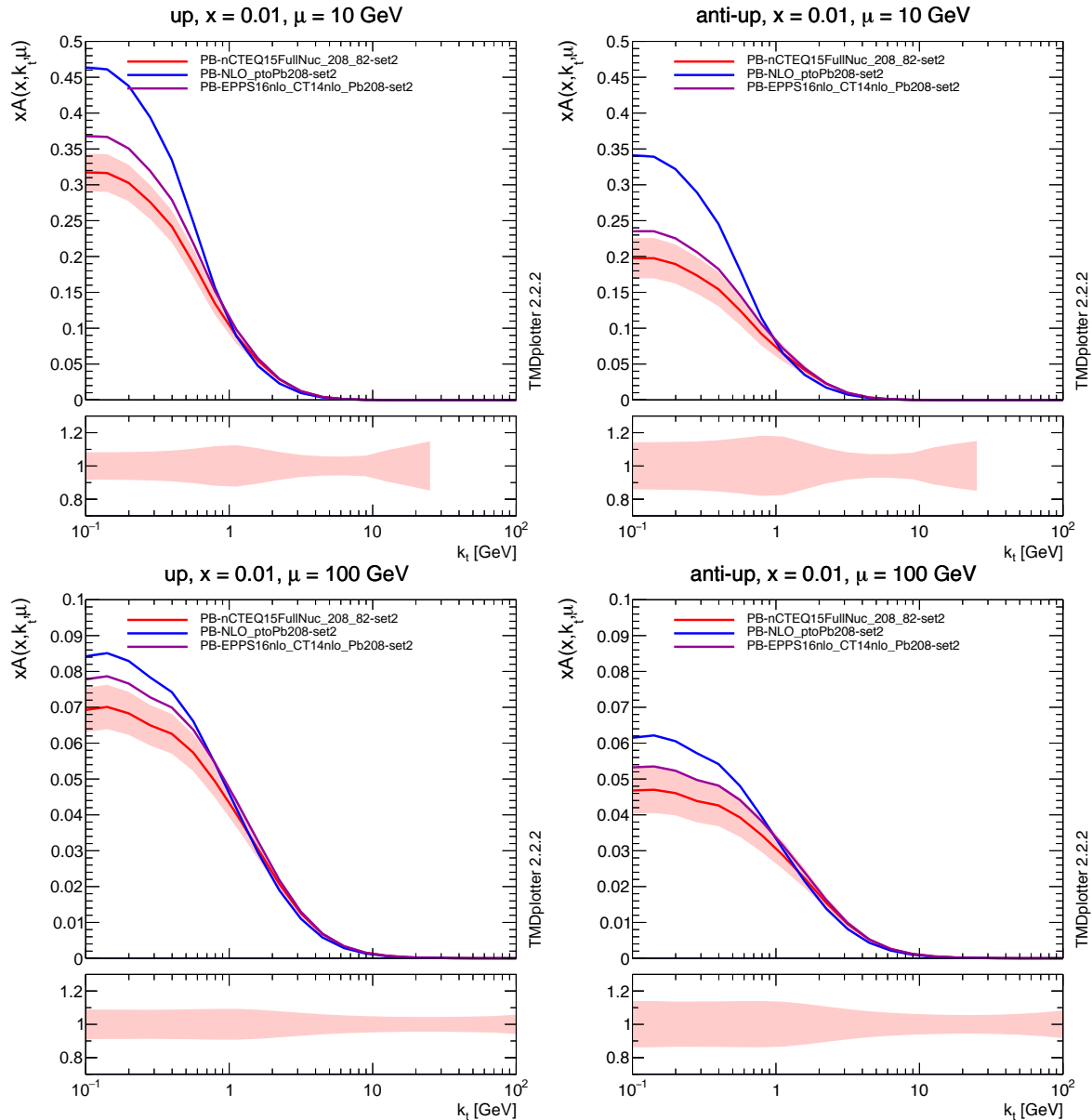


Figure 5: Transverse momentum dependent parton densities for u and \bar{u} quarks at $x = 0.01$ at the scale of $\mu = 10$ GeV (upper plots) and $\mu = 100$ GeV (lower plots). The ratio shows relative uncertainty of PB-nCTEQ15FullNuc_208_82 set2 TMDs.

In Fig. 6 we first present a comparison of predictions obtained using different PB TMDs for lead and proton [8]. In all cases we use Set2 distributions. We can see a very good description of the data provided by the k_T -factorization framework. This is true for all the nuclear TMDs (PB-nCTEQ15FullNuc_208_82, PB-EPPS16nlo_CT14nlo_Pb208, PB-gluon.D.c.ncteq1568CL_Pb). We observe only minor

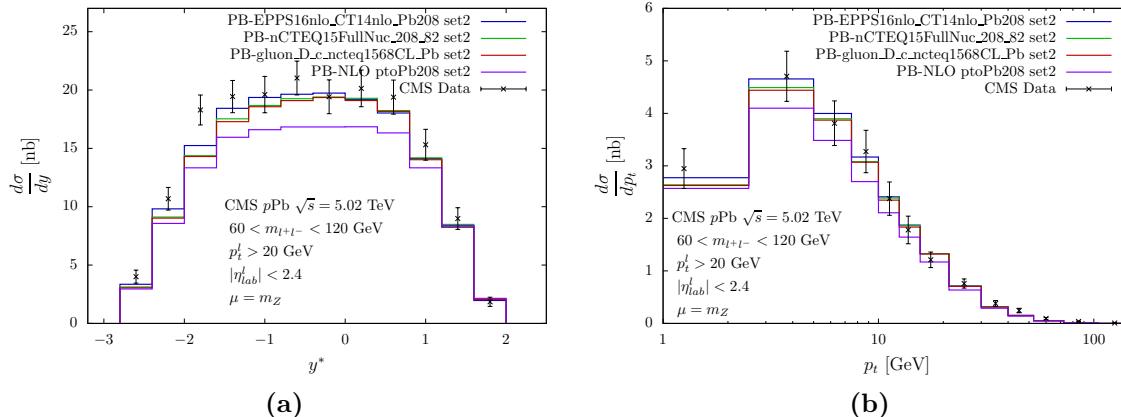


Figure 6: Comparison of predictions for: (a) Z boson (center of mass) rapidity y^* , and (b) Z boson transverse momentum, p_T , distributions obtained within k_T -factorization using different PB nTMDs/TMDs with the CMS data [20].

differences between predictions obtained with different nTMDs which suggest that the details of the nuclear corrections are here of secondary importance compared to the framework itself. On the other hand, we can see that neglecting the nuclear correction entirely (using lead composed out of free-proton TMDs – PB-NLO_ptoPb208) under-shoots the measured cross sections as a function of the rapidity and the transverse momentum. One should highlight that these are absolute distributions meaning that the LO framework we are using predicts not only the shape of the distributions but also their normalization (the uncertainty of the prediction is discussed at the end of this section).

In order to understand the obtained results in more detail we perform an additional comparison of our predictions with LO collinear results as well as with the hybrid approach [21–23].⁴ The results are very similar for all the nuclear TMDs and therefore we concentrate only on the ones obtained with the PB-nCTEQ15FullNuc_208.82 distributions. In Fig. 7 we first compare the k_T -factorization results obtained with the PB-nCTEQ15FullNuc_208.82 TMDs of **Set1** and **Set2** with the corresponding collinear predictions (of course, in the collinear case at LO the p_T of the Z boson vanishes). We clearly see that the rapidity distribution obtained in the collinear - and k_T -factorization with **Set1** TMDs are very similar but give much worse description of the measurement compared to the calculation performed in k_T -factorization calculation with **Set2**. The similarity of the collinear and TMD **Set1** results is not surprising as the **Set1** TMDs

⁴Strictly speaking the hybrid approach is valid in the situation of more exclusive observables where one of the partons involved in the scattering has low- x and the other not, e.g. for jet production in the forward region. Here it will serve us rather as a tool for better understanding the k_T -factorization results.

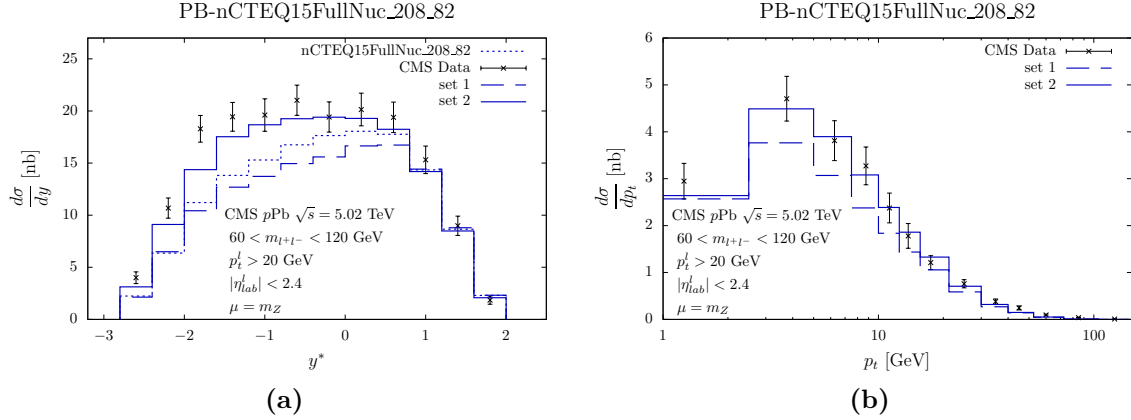


Figure 7: Comparison of predictions for: (a) Z boson (center of mass) rapidity y^* , and (b) Z boson transverse momentum, p_T , distributions obtained within k_T -factorization using PB-nCTEQ15FullNuc_208_82 **Set1** and **Set2** nTMDs and within collinear factorization using nCTEQ15 nPDFs (nCTEQ15FullNuc_208_82) with the CMS data [20].

reduce to the collinear distributions after the integration over the transverse momentum, and for the rapidity distributions such an integration is effectively carried out (with additional corrections coming from the off-shell matrix elements). Interestingly, the results obtained with **Set2** are very different and describe the data much better than the **Set1**. The same holds for the p_T distribution where results obtained with **Set2** is spot on the data whereas the **Set1** results are lower.

To further analyze the situation in Fig. 8 we do an additional comparison using only **Set2** nTMDs but in addition to the k_T -factorization and collinear results we include also results from the hybrid approach. In the hybrid approach the parton distributions of one beam are given by regular collinear PDFs whereas the second beam is described by the TMDs. Since we are in the central region ($|\eta_{lab}^l| < 2.4$), a priori there is no clear choice on which beam should be described by the TMD and which by the collinear PDF. We present computations for both choices. Rather surprisingly we can see from the rapidity distribution in Fig. 8a that the hybrid calculation with an off-shell parton from the lead beam using the nTMDs gives results very close to the calculation with both partons being off shell (as in the k_T -factorization calculation). On the other hand the hybrid calculation with an off-shell parton from the proton beam gives results very close to the collinear calculation. In the p_T distribution, the hybrid result with an off-shell parton from the lead beam is also closer to the data, however, at low p_T both hybrid results fail to describe the Sudakov suppression and fail to describe the data (which are very well described when both partons are treated off-shell in the calculation in k_T -factorization).

In order to estimate missing higher orders it is conventional to perform a scale

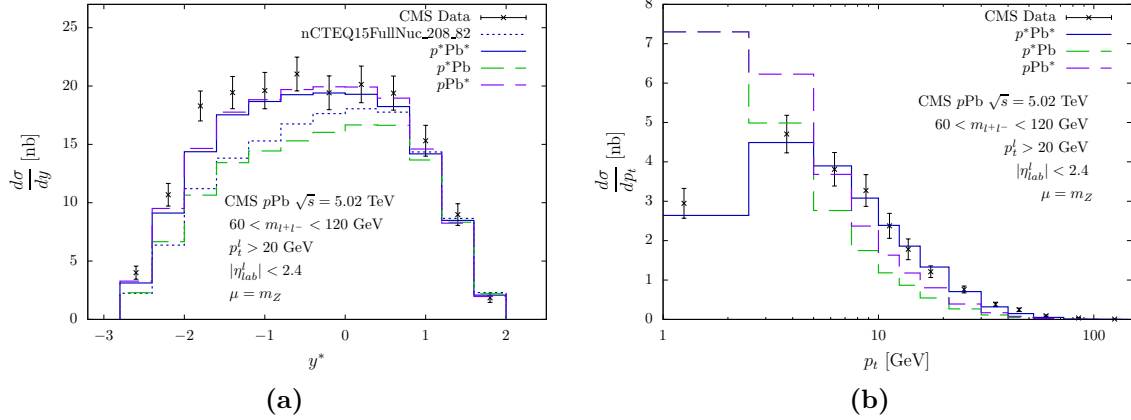


Figure 8: Comparison of predictions for: (a) Z boson (center of mass) rapidity y^* , and (b) Z boson transverse momentum, p_T , distributions obtained using nCTEQ15 TMDs/PDFs with k_T -factorization (TMD), hybrid approach with two choices for the off-shell initial partons (p^*Pb , pPb^*) and collinear approach. The results are compared with the CMS data [20].

variation by a factor two up and down. Higher order contributions come from the radiation of additional partons, and therefore will depend on the transverse momentum of the Z boson: at $p_T = 0$ no real parton can be emitted and the scale variation should lead to minimal changes. However, at larger p_T the scale variation should give significant effects. We therefore introduce a scale $\mu^2 = m_Z^2 + p_T^2$, where we vary only the transverse momentum in order to estimate the effects from missing higher orders. A similar choice of the scale and scale variation was applied in Ref. [24]. In Fig. 9 we show a comparison of calculations using two different choices for the factorization scales $\mu^2 = m_Z^2$ (that we used in earlier plots) and $\mu^2 = m_Z^2 + p_T^2$; the predictions are very similar. In Fig. 10 we show the result of the scale variation with $\mu^2 = m_Z^2 + p_T^2$, where the dynamical part (p_T) is varied by a factor of two up and down. The scale dependence is visible in the rapidity distribution and at larger transverse momenta (as expected). The size of the variation is similar to what is expected in NLO calculations.

Finally, in Fig 11 we show the effect of the PB-nCTEQ15FullNuc_208_82 Set2 TMD uncertainties on the rapidity and transverse momentum distributions of the Z boson. One can see that the TMD uncertainties are larger than the scale variation. They are also larger than the spread of predictions using different nTMDs (shown in Fig. 6) but not wide enough to cover also the predictions with proton TMDs (also in Fig. 6). This again highlights that the use of nuclear corrections is important but with the current experimental errors their details are secondary.

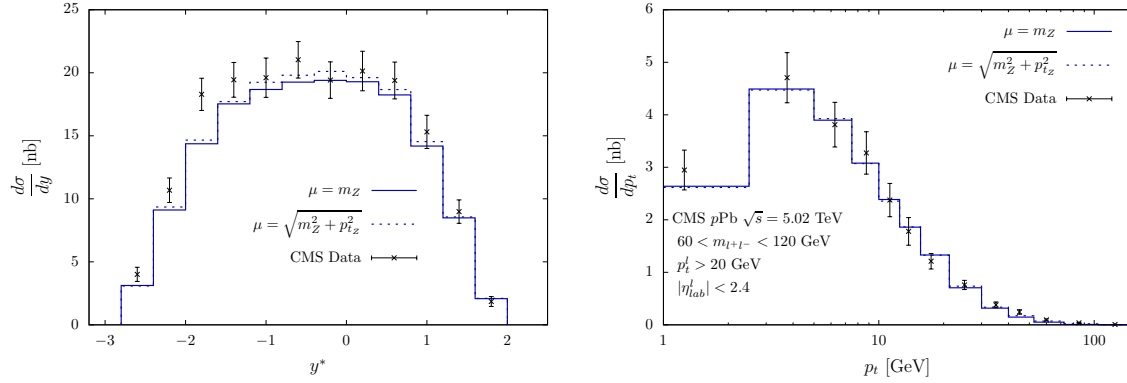


Figure 9: Comparison of Z boson rapidity and transverse momentum distributions computed with scale $\mu = m_Z$ and $\mu = \sqrt{m_Z^2 + p_{tZ}^2}$ using PB-nCTEQ15FullNuc_208.82 Set2 TMDs.

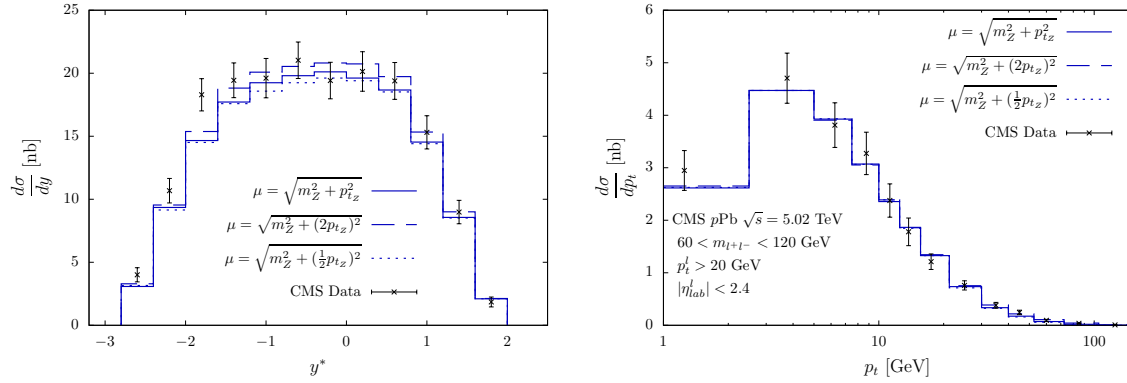


Figure 10: Scale variation for the predictions for Z boson rapidity and transverse momentum distributions compute with PB-nCTEQ15FullNuc_208.82 Set2 TMDs.

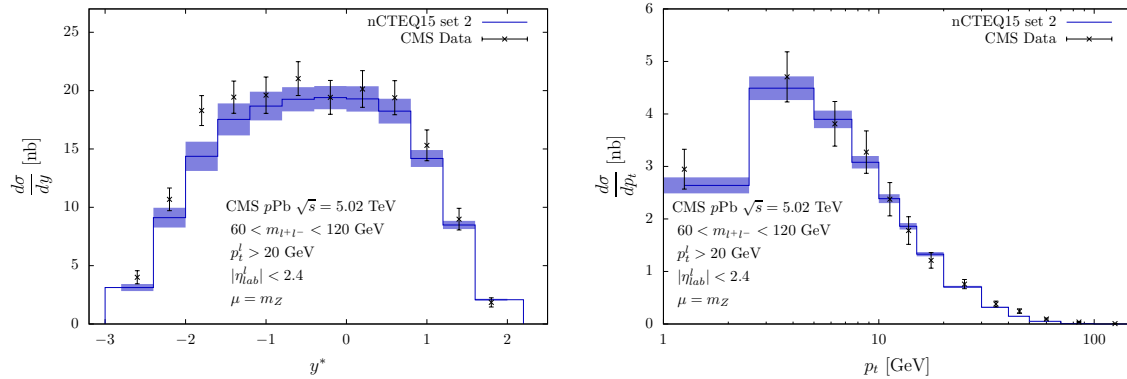


Figure 11: TMD uncertainties for the predictions for Z boson rapidity and transverse momentum distributions compute with PB-nCTEQ15FullNuc_208.82 Set2 TMDs.

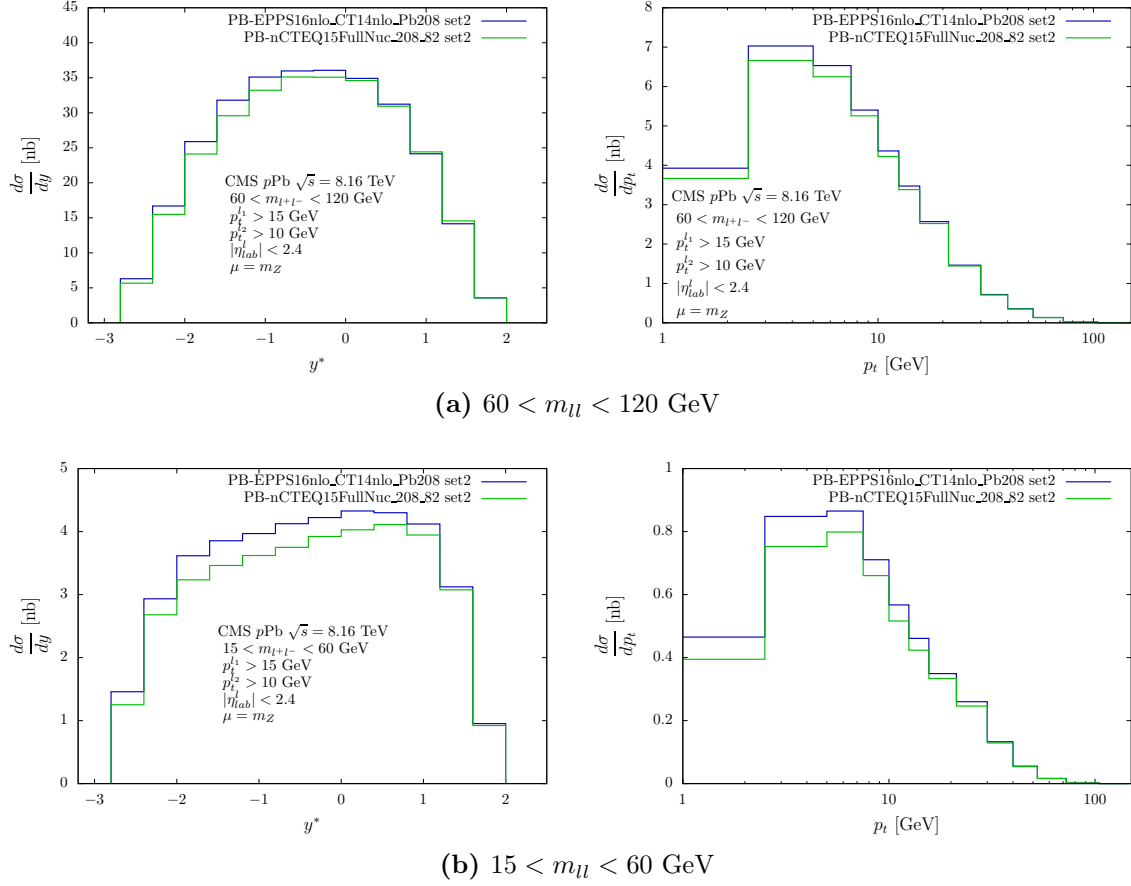


Figure 12: Predictions for Z boson rapidity and transverse momentum distributions in p Pb collisions at $\sqrt{s} = 8.16$ TeV in the invariant lepton pair mass range (a) $60 < m_{ll} < 120$ GeV, and (b) $15 < m_{ll} < 60$ GeV computed with PB-nCTEQ15FullNuc.208.82 and PB-EPPS16nlo_CT14nl_Pb208 Set2 TMDs.

3.1 Predictions for 8 TeV data

The data for Z boson production in proton-lead collisions at 8.16 TeV are currently being analyzed by LHC collaborations. As an addition to the results presented above we also provide prediction for such measurements. In Fig. 12 we show both rapidity and transverse momentum distributions of the produced Z boson (lepton pair). We present results for two ranges of the invariant mass of the produced lepton pair: around the Z boson mass peak $60 < m_{ll} < 120$ GeV, and for low mass DY pair $15 < m_{ll} < 60$ GeV.

4 Conclusion

We have constructed the first sets of nuclear TMDs for gluons as well as all the quarks. It was done using the parton branching method employing different choices of α_S arguments. The obtained nTMDs are provided to all interested colleagues on the TMDlib [25] website <https://tmdlib.hepforge.org>. We have used the constructed nTMDs in the k_T -factorization framework to calculate predictions for Z boson production at p Pb collisions at the LHC. The obtained results show very good description of the CMS data [20] for both rapidity and p_T distributions. One should highlight here that predictions are not only for the shape of the distributions but also for their normalization.

Acknowledgments

Etienne Blanco and Aleksander Kusina acknowledges the partial support of Narodowe Centrum Nauki with grant DEC-2017/27/B/ST2/01985 Krzysztof Kutak and Andreas van Hameren acknowledge the partial support by COST Action CA16201 *Unraveling new physics at the LHC through the precision frontier*.

References

- [1] V. Bertone, I. Scimemi, and A. Vladimirov, “Extraction of unpolarized quark transverse momentum dependent parton distributions from Drell-Yan/ Z -boson production,” *JHEP* **06** (2019) 028, [1902.08474](#).
- [2] A. Bacchetta, G. Bozzi, M. Lambertsen, F. Piacenza, J. Steiglechner, and W. Vogelsang, “Difficulties in the description of Drell-Yan processes at moderate invariant mass and high transverse momentum,” *Phys. Rev.* **D100** (2019), no. 1, 014018, [1901.06916](#).
- [3] W. Bizo, X. Chen, A. Gehrmann-De Ridder, T. Gehrmann, N. Glover, A. Huss, P. F. Monni, E. Re, L. Rottoli, and P. Torrielli, “Fiducial distributions in Higgs and Drell-Yan production at N³LL+NNLO,” *JHEP* **12** (2018) 132, [1805.05916](#).
- [4] J. C. Collins, D. E. Soper, and G. F. Sterman, “Transverse Momentum Distribution in Drell-Yan Pair and W and Z Boson Production,” *Nucl. Phys.* **B250** (1985) 199–224.
- [5] S. Catani, M. Ciafaloni, and F. Hautmann, “GLUON CONTRIBUTIONS TO SMALL x HEAVY FLAVOR PRODUCTION,” *Phys. Lett.* **B242** (1990) 97–102.

- [6] J. C. Collins and R. K. Ellis, “Heavy quark production in very high-energy hadron collisions,” *Nucl. Phys.* **B360** (1991) 3–30.
- [7] A. van Hameren, “KaTie : For parton-level event generation with k_T -dependent initial states,” *Comput. Phys. Commun.* **224** (2018) 371–380, [1611.00680](#).
- [8] F. Hautmann, H. Jung, A. Lelek, V. Radescu, and R. Zlebcik, “Collinear and TMD quark and gluon densities from Parton Branching solution of QCD evolution equations,” *JHEP* **01** (2018) 070, [1708.03279](#).
- [9] F. Hautmann, H. Jung, A. Lelek, V. Radescu, and R. Zlebcik, “Soft-gluon resolution scale in QCD evolution equations,” *Phys. Lett.* **B772** (2017) 446, [1704.01757](#).
- [10] A. Bermudez Martinez, P. Connor, F. Hautmann, H. Jung, A. Lelek, V. Radescu, and R. lebk, “Collinear and TMD parton densities from fits to precision DIS measurements in the parton branching method,” *Phys. Rev.* **D99** (2019), no. 7, 074008, [1804.11152](#).
- [11] L. V. Gribov, E. M. Levin, and M. G. Ryskin, “Semihard Processes in QCD,” *Phys. Rept.* **100** (1983) 1–150.
- [12] M. Bury, A. van Hameren, H. Jung, K. Kutak, S. Sapeta, and M. Serino, “Calculations with off-shell matrix elements, TMD parton densities and TMD parton showers,” *Eur. Phys. J.* **C78** (2018), no. 2, 137, [1712.05932](#).
- [13] M. Deak, A. van Hameren, H. Jung, A. Kusina, K. Kutak, and M. Serino, “Calculation of the Z+jet cross section including transverse momenta of initial partons,” *Phys. Rev.* **D99** (2019) 094011, [1809.03854](#).
- [14] K. Kovarik *et al.*, “nCTEQ15 - Global analysis of nuclear parton distributions with uncertainties in the CTEQ framework,” *Phys. Rev.* **D93** (2016), no. 8, 085037, [1509.00792](#).
- [15] D. Amati, A. Bassetto, M. Ciafaloni, G. Marchesini, and G. Veneziano, “A treatment of hard processes sensitive to the infrared structure of QCD,” *Nucl. Phys.* **B173** (1980) 429.
- [16] S. Gieseke, P. Stephens, and B. Webber, “New formalism for QCD parton showers,” *JHEP* **12** (2003) 045, [hep-ph/0310083](#).
- [17] M. Ciafaloni, D. Colferai, G. P. Salam and A. M. Stasto, “Renormalization group improved small x Green’s function,” *Phys. Rev.* **D68** (2003) 114003, [hep-ph/0307188](#).

- [18] K. J. Eskola, P. Paakkinen, H. Paukkunen, and C. A. Salgado, “EPPS16: Nuclear parton distributions with LHC data,” *Eur. Phys. J.* **C77** (2017), no. 3, 163, [1612.05741](#).
- [19] A. Kusina, J.-P. Lansberg, I. Schienbein, and H.-S. Shao, “Gluon Shadowing in Heavy-Flavor Production at the LHC,” *Phys. Rev. Lett.* **121** (2018), no. 5, 052004, [1712.07024](#).
- [20] CMS Collaboration, V. Khachatryan *et al.*, “Study of Z boson production in pPb collisions at $\sqrt{s_{NN}} = 5.02$ TeV,” *Phys. Lett.* **B759** (2016) 36–57, [1512.06461](#).
- [21] A. Dumitru, A. Hayashigaki, and J. Jalilian-Marian, “The Color glass condensate and hadron production in the forward region,” *Nucl. Phys.* **A765** (2006) 464–482, [hep-ph/0506308](#).
- [22] M. Deak, F. Hautmann, H. Jung, and K. Kutak, “Forward Jet Production at the Large Hadron Collider,” *JHEP* **09** (2009) 121, [0908.0538](#).
- [23] P. Kotko, K. Kutak, C. Marquet, E. Petreska, S. Sapeta, and A. van Hameren, “Improved TMD factorization for forward dijet production in dilute-dense hadronic collisions,” *JHEP* **09** (2015) 106, [1503.03421](#).
- [24] S. Dooling, F. Hautmann, and H. Jung, “Hadroproduction of electroweak gauge boson plus jets and TMD parton density functions,” *Phys. Lett.* **B736** (2014) 293, [1406.2994](#).
- [25] F. Hautmann, H. Jung, M. Krämer, P. J. Mulders, E. R. Nocera, T. C. Rogers, and A. Signori, “TMDlib and TMDplotter: library and plotting tools for transverse-momentum-dependent parton distributions,” *Eur. Phys. J.* **C74** (2014) 3220, [1408.3015](#).