

Formal derivation of Mesh Neural Networks with their Forward-Only gradient Propagation

Federico A. Galatolo*, Mario G.C.A. Cimino, Gigliola Vaglini

Department of Information Engineering, University of Pisa, 56122 Pisa, Italy

Abstract

This paper proposes the Mesh Neural Network (MNN), a novel architecture which allows neurons to be connected in any topology, to efficiently route information. In MNNs, information is propagated between neurons throughout a state transition function. State and error gradients are then directly computed from state updates without backward computation. The MNN architecture and the error propagation schema is formalized and derived in tensor algebra. The proposed computational model can fully supply a gradient descent process, and is suitable for very large scale NNs, due to its expressivity and training efficiency, with respect to NNs based on back-propagation and computational graphs.

Keywords: Artificial Neural Networks, Gradients Computation, Supervised Learning, Deep Learning

1. Introduction and background

An Artificial Neurons Layer (ANL) with I inputs and O outputs can be described by its *layer weights matrix* $W \in R^{I \times O}$ and activation function $\hat{\varphi}(x) : R^O \rightarrow R^O$. Let us consider activation functions for which it holds that $\hat{\varphi}(x)_i = \varphi(x_i)$ (where $\varphi(x) : R \rightarrow R$). Each column $W_{*,i}$ of W represents the weights vector from the inputs to the i -th perceptron, in which biases are represented as weights of fictitious inputs that always produce the constant value 1. Given the input vector $x \in R^I$, the output vector $y \in R^O$ of the ANL is $y = \varphi(xW)$. In multilayer neural networks, or multilayer perceptrons (MLPs), ANLs are stacked, i.e., the ANL_i is fed by the output of the ANL_{i-1} : each set of weights connecting the i -th layer is represented by a different matrix W_i , and the input/output layers are considered as special topological elements with respect to the hidden layers.

*Corresponding author

Email addresses: federico.galatolo@ing.unipi.it (Federico A. Galatolo), mario.cimino@unipi.it (Mario G.C.A. Cimino), gigliola.vaglini@unipi.it (Gigliola Vaglini)

In the popular *backpropagation* (BP) training algorithm [1, 2], the gradients of the weights are iteratively computed exploiting a propagation rule between layers. Let us consider a generic error function $E(y, \bar{y}) : R^{N \times 2} \rightarrow R$ that computes the error between a network output y and a desired one \bar{y} , and a generic error function with respect to the o -th output y_o $E_o(y_o, \bar{y}_o) : R^2 \rightarrow R$. Let us assume that $E(y, \bar{y})$ is a composition of $E_o(y_o, \bar{y}_o)$ for every output unit. Considering an MLP with L layers, the objective of the BP algorithm is to compute the gradients of every output error $\frac{\partial E(y_o, \bar{y}_o)}{\partial p_i}$ with respect to every parameter p_i . Such gradients can be used by a *Stochastic Gradient Descent* (SGD) algorithm to train the MLP [3]. Let $net_{i,o}$ be the o -th output of the i -th hidden layer. Applying the chain rule for differentiating composite functions to $\frac{\partial E(y_o, \bar{y}_o)}{\partial p_i}$, the corresponding error gradient is:

$$\frac{\partial E(y_o, \bar{y}_o)}{\partial p_i} = \frac{\partial E(y_o, \bar{y}_o)}{\partial y_o} \frac{\partial y_o}{\partial p_i} = \frac{\partial E(net_{L-1,o}, \bar{y}_o)}{\partial net_{L-1,o}} \frac{\partial net_{L-1,o}}{\partial p_i}. \quad (1)$$

The derivative $\frac{\partial E(net_{L-1,o}, \bar{y}_o)}{\partial net_{L-1,o}}$ depends on the error function and is known. In the derivative $\frac{\partial net_{L-1,o}}{\partial p_i}$, each parameter of a layer influences the output values of all the subsequent layers. Hence, in order to compute $\frac{\partial net_{L-1,o}}{\partial p_i}$, the chain rule is applied up to the term $\frac{\partial net_{i,o}}{\partial p_i}$. For this purpose, the BP algorithm iteratively applies the chain rule on each layer in reverse order for efficiently computing the partial derivatives with respect to all parameters. More formally, given the output of the l -th layer, $net_l = \varphi(net_{l-1}W_l)$, let us say its o -th element $t_{l,o} = (net_{l-1}W_l)_o$. The chain rule is applied to $\varphi(t_{l,o})$, and in order to compute the term $\frac{\partial \varphi(t_{l,o})}{\partial t_{l,o}}$, t_l needs to be saved for each layer.

To train Artificial Neural Networks (ANNs) without a layered topology, the approach commonly used is the automatic differentiation on *computational graphs* (CGs) [4], in which computations are represented in a graph. In essence, for each operation (e.g., matrix multiplication, element-wise sum, etc.) the inputs x_0, x_1, \dots, x_{N-1} and the output y are represented as incoming and outgoing edges of a graph, respectively. For each edge $\frac{\partial y}{\partial x_i}$ is computed. For a given ANN, the operations to compute its output y_o and the error $E(y_o, \bar{y}_o)$ are then represented as a CG. Let us consider, a “factoring path”, i.e., a path between two nodes in which the derivatives $\frac{\partial y}{\partial x_i}$ encountered on the traversed edges are all multiplied together. Then, the partial derivative of the error function with respect to a parameter, i.e., $\frac{\partial E(y_o, \bar{y}_o)}{\partial p_i}$, is the sum of all the reverse factoring paths from $E(y_o, \bar{y}_o)$ to p_i , i.e., the paths belonging to the set \mathcal{P}_i :

$$\frac{\partial E(y_o, \bar{y}_o)}{\partial p_i} = \sum_{p \in \mathcal{P}_i} \prod_{(x,y) \in p} \frac{\partial y}{\partial x}. \quad (2)$$

A CG representation is a general formalism to represent all network topologies, such as feedforward, recurrent, convolutional, residual, and so on. To train arbitrarily connected ANNs topologies is very important, because ANNs

with connections across layers are much more powerful than classical MLP architectures. However, a CG increases the space complexity with respect to a corresponding MLP-based representation (where an MLP representation is possible). Indeed, the underlying data structure needs to store both the graph topology and the partial derivatives $\frac{\partial y}{\partial x_i}$ of each edge. Moreover, it results in a higher time complexity, because all the reverse factoring paths have to be found.

In the next section, a novel ANNs representation is introduced, which is capable of training arbitrarily connected neural networks and, as a consequence, ANNs with reduced number of neurons and good generalization capabilities. The interesting properties of the training algorithm is the lack of a BP process, and an iteration without need of memory relationships than the one with the previous step. Hence, the proposed method is much simpler than traditional forward and backward procedure. Indeed, the training iteration can be described by three matrix operations. Due to the possibility of training unstructured and large-scaled ANNs, the proposed architectural model is called Mesh Neural Network (MNN).

2. Formal derivation of a Mesh Neural Network

2.1. Structure, activation and state of an MNN

The proposed MNN is based on a matrix representation that is not a transfer matrix, but it is an *adjacency matrix* (AM), i.e., a square matrix representing the ANN as a finite graph. The elements of the AM indicate whether pairs of vertices are adjacent or not in the graph, by means of a non-zero or zero weight, respectively.

More formally, an AM A is a matrix in which each element $A_{i,j}$ represents the weight from the node i to the node j . For example MLPs are a subset of the representable topologies with AMs: since in MLPs only connections between layers are possible, their AMs are block matrices. Figure 1 shows an MLP topology with the corresponding AM. Here, each W_i is the weights matrix of the i -th layer and occupies a corresponding block in the AM.

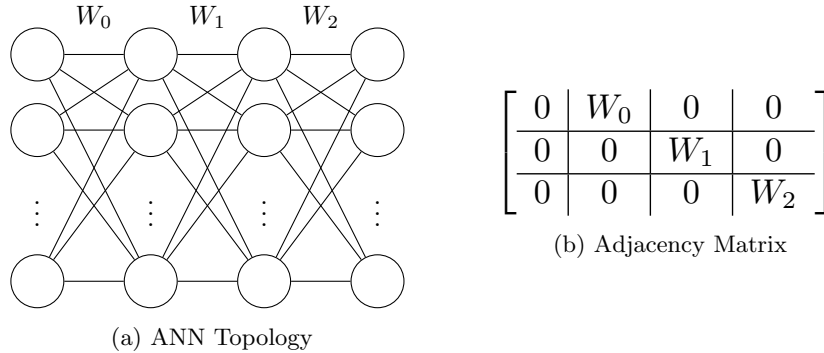


Figure 1: An MLP and its adjacency matrix

An example of unstructured topology and its corresponding AM is shown in Figure 2.

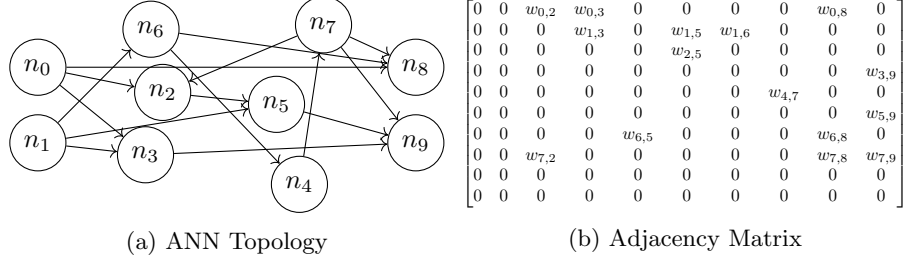


Figure 2: An unstructured ANN and its adjacency matrix

A generic MNN topology with N neurons is represented by a matrix $A \in R^{N \times N}$. It is worth noting that this representation does not include the topological distinction between input, hidden and output neurons. Let I, H , and O be the number of input, hidden and output neurons. Since all neurons are identified by a position in the matrix, a good convention (hereinafter called “IHO positioning convention”) to distinguish the three sets without loss of generality is to assign them a positioning: to consider the first I elements as input neurons, the subsequent H elements as hidden neurons, and the last O elements as output neurons.

Let be state $S_n \in R^N$ the output value of each neuron in the MNN at the n -th instant of time. The output of an MNN is provided along a temporal sequence, whose length depends on the distances between input and output neurons. This allows an MNN to exhibit temporal dynamic behavior. Let us recall that: (i) $A_{i,j}$ represents the weight from neuron i to neuron j ; (ii) the h -th neuron output is computed as $\varphi(\sum_{k=0}^N w_{k,h}x_k)$; (iii) biases are represented as weights of fictitious inputs that always produce the constant value 1. Hence, given an initial state S_0 , which is set to the input value for input neurons and to zero for the other neurons, the next state is calculated as:

$$S_n = \hat{\varphi}(S_{n-1}A) \quad (3)$$

At each time tick, the state transition of each neuron can influence the outputs values of all adjacent neurons. For subsequent ticks, the initial piece of information contained in S_0 can traverse subsequent neurons and can influence their states, up to the output neurons. It is worth noting that topologies with different activation functions $\hat{\varphi}(x)$ can be also represented:

$$\hat{\varphi}(x) = \{\varphi_\alpha(x_0), \dots, \varphi_\beta(x_k), \dots, \varphi_\omega(x_O)\}$$

2.2. Derivation of state and error gradients

In this section, the error derivative $\frac{\partial E(y, \bar{y})}{\partial p_i}$ for every parameter p_i of an MNN are formally determined. It can be observed from Equation (3) that the unique

parameter is A . Let us assume an MNN with N neurons, of which I input neurons and O output neurons positioned in the matrix according to the IHO ordering convention. Let be the MNN processed for t states. The o -th output value is then $y_o = S_{t-1,o} = \hat{\varphi}(S_{t-2}A)_o$ where $o \in \{N-O, \dots, N-1\}$. Recalling the chain rule:

$$\frac{\partial E(y_o, \bar{y}_o)}{\partial p_i} = \frac{\partial E(y_o, \bar{y}_o)}{\partial y_o} \frac{\partial S_{t-1,o}}{\partial p_i}. \quad (4)$$

Let us consider a generic state $S_n = \hat{\varphi}(T_n)$ where $T_n = S_{n-1}A$. According to the chain rule, the derivative for a generic output o is:

$$\frac{\partial S_{n,o}}{\partial A_{i,j}} = \frac{\partial \varphi(T_{n,o})}{\partial T_{n,o}} \frac{\partial T_{n,o}}{\partial A_{i,j}} = \frac{\partial \varphi(T_{n,o})}{\partial T_{n,o}} \frac{\partial (S_{n-1}A)_o}{\partial A_{i,j}} \quad (5)$$

where $(S_{n-1}A)_o$ is:

$$(S_{n-1}A)_o = \sum_{k=0}^N S_{n-1,k} A_{k,o} \quad (6)$$

Let us distinguish two cases in Equation (6): (i) if $o = j$, one of the $A_{k,o}$ is $A_{i,j}$; (ii) if $o \neq j$, all the $A_{k,o}$ are constant whit respect to $A_{i,j}$. Let us consider the case $o = j$. For linearity of differentiation:

$$\frac{\partial (S_{n-1}A)_j}{\partial A_{i,j}} = \frac{\partial (\sum_{k=0}^N S_{n-1,k} A_{k,j})}{\partial A_{i,j}} = \sum_{k=0}^N \frac{\partial (S_{n-1,k} A_{k,j})}{\partial A_{i,j}} \quad (7)$$

In the partial derivatives $\frac{\partial (S_{n-1,k} A_{k,j})}{\partial A_{i,j}}$, all the $S_{n-1,k}$ elements depend on $A_{i,j}$. Moreover, in the case $k \neq i$, the matrix elements $A_{k,j}$ are constants with respect to $A_{i,j}$. Let us distinguish in Equation (7) the term with $k = i$:

$$\sum_{k=0}^N \frac{\partial (S_{n-1,k} A_{k,j})}{\partial A_{i,j}} = \sum_{k=0, k \neq i}^N \frac{\partial (S_{n-1,k} A_{k,j})}{\partial A_{i,j}} + \frac{\partial (S_{n-1,i} A_{i,j})}{\partial A_{i,j}} \quad (8)$$

Since $A_{k,j}$ is a constant, the first term of Equation (8) is:

$$\sum_{k=0, k \neq j}^N \frac{\partial (S_{n-1,k} A_{k,j})}{\partial A_{i,j}} = \sum_{k=0, k \neq j}^N \frac{\partial S_{n-1,k}}{\partial A_{i,j}} A_{k,j} \quad (9)$$

By applying the product rule to the second term of Equation (8):

$$\frac{\partial (S_{n-1,i} A_{i,j})}{\partial A_{i,j}} = \frac{\partial S_{n-1,i}}{\partial A_{i,j}} A_{i,j} + \frac{\partial A_{i,j}}{\partial A_{i,j}} S_{n-1,i} = \frac{\partial S_{n-1,i}}{\partial A_{i,j}} A_{i,j} + S_{n-1,i} \quad (10)$$

The term $\frac{\partial S_{n-1,i}}{\partial A_{i,j}} A_{i,j}$ can be integrated in the summation of Formula (9):

$$\sum_{k=0}^N \frac{\partial(S_{n-1,k} A_{k,j})}{\partial A_{i,j}} = \sum_{k=0}^N \frac{\partial S_{n-1,k}}{\partial A_{i,j}} A_{k,j} + S_{n-1,i} \quad (11)$$

Similarly, considering the case $o \neq j$ in Equation (6), the $A_{k,o}$ elements are constant with respect to $A_{i,j}$, leading to:

$$\frac{\partial(S_{n-1}A)_o}{\partial A_{i,j}} = \frac{\partial(\sum_{k=0}^N S_{n-1,k} A_{k,o})}{\partial A_{i,j}} = \sum_{k=0}^N \frac{\partial S_{n-1,k}}{\partial A_{i,j}} A_{k,o} \quad (12)$$

Hence, Equation (5) can be formulated as follows:

$$\frac{\partial S_{n,o}}{\partial A_{i,j}} = \begin{cases} \frac{\partial \varphi(T_{n,o})}{\partial T_{n,o}} \left(\sum_{k=0}^N \frac{\partial S_{n-1,k}}{\partial A_{i,j}} A_{k,j} + S_{n-1,i} \right) & \text{if } o = j \\ \frac{\partial \varphi(T_{n,o})}{\partial T_{n,o}} \left(\sum_{k=0}^N \frac{\partial S_{n-1,k}}{\partial A_{i,j}} A_{k,o} \right) & \text{if } o \neq j \end{cases} \quad (13)$$

As a result, Equation (13) determines a very efficient algorithm for computing the partial derivative of the MNN state, which is, in turn, essential for applying an SGD-based training. In three terms: (i) the partial derivatives of the activation function $\frac{\partial \varphi(T_{n,o})}{\partial T_{n,o}}$, (ii) the previous states $S_{n-1,k}$, and (iii) the partial derivatives previous state $\frac{\partial S_{n-1,k}}{\partial A_{i,j}}$. Consequently, it is possible to compute both the next states $S_{n+1,o}$ and the next state partial derivatives $\frac{\partial S_{n+1,o}}{\partial A_{i,j}}$, concurrently and in the same iteration step. Moreover, an iteration does not need to store any intermediate values except for those of the current state, which can then be overwritten in the next iteration. Since the error gradient can be directly calculated from state gradient, Equation (4) results in a simplified iterative method without any memory dependency than the one with the previous step.

Operations in Equation (13) can be performed with scalars, vectors, and matrices, and then can be reformulated so as to be efficiently performed with tensors. In the next section, Equation (13) and the error gradient propagation schema are formalized and derived by tensor algebra.

2.2.1. Tensor Algebra formulation of the error gradient

Let us denote by $\frac{\partial S_n}{\partial A} \in R^{N \times N \times N}$ the tensor of the partial derivatives $\frac{\partial S_{n,o}}{\partial A_{i,j}}$

$$\left(\frac{\partial S_n}{\partial A} \right)_{i,j,o} = \frac{\partial S_{n,o}}{\partial A_{i,j}} \quad (14)$$

and by $\frac{\partial \varphi(x)}{\partial x}$ the tensor of partial derivatives $\frac{\partial \varphi(x_i)}{\partial x_i}$

$$\left(\frac{\partial \varphi(x)}{\partial x}\right)_i = \frac{\partial \varphi(x_i)}{\partial x_i} \quad (15)$$

and by $\tilde{S}_n \in R^{N \times N \times N}$ a tensor such that:

$$\tilde{S}_{i,j,o} = \begin{cases} S_{n,i} & \text{if } o = j \\ 0 & \text{otherwise} \end{cases} \quad (16)$$

Hence, it is possible to formulate Equation 13 as:

$$\frac{\partial S_n}{\partial A} = \frac{\partial \varphi(T_n)}{\partial T_n} \odot \left(\frac{\partial S_{n-1}}{\partial A} A + \tilde{S}_n\right) \quad (17)$$

where the symbol \odot denotes the Hadamard product.

As a result, the error gradient Forward-Only Propagation (FOP) algorithm of an MNN can be formulated in terms of the following steps, i.e., initialization, state derivatives forward propagation, and error derivative computation:

```

S[0 : i] ← x
 $\frac{\partial S}{\partial A} \leftarrow 0$ 
for  $i$  in {1, 2, ..., T - 1} do
    |  $t \leftarrow SA$ 
    |  $\frac{\partial S}{\partial A} \leftarrow \frac{\partial \varphi(t)}{\partial t} \odot \left(\frac{\partial S}{\partial A} A + \tilde{S}\right)$ 
    |  $S \leftarrow \varphi(t)$ 
end
 $y \leftarrow S[N - m : N]$ 
 $\frac{\partial E(y, \bar{y})}{\partial A} \leftarrow \frac{\partial E(y, \bar{y})}{\partial y} \odot \frac{\partial S}{\partial A}$ 

```

Algorithm 1: FOP algorithm for the error gradient of an MNN

The next section is devoted to conclusive evaluations and future work.

3. Implementation and experimental studies

The MNN model has been developed, tested and publicly released on the Github platform, making possible the initial roll-out of the approach and to foster its application on various research environments. The implementation is based on *numpy* [5], a widespread package for tensor algebra in Python. The interested reader is referred to [6] for further implementation details.

In order to investigate the capabilities of the MNN model the dataset generator of *scikit-learn*[7] has been used to produce four types of two-dimensional dataset well-known in the literature (Figures 4, 5, 6): (a) *Moons*: a two-classes dataset made by two interleaving circles; (b) *Circles*: a two-class dataset made by concentric circles; (c) *Single Blobs*: a three-class dataset made by isotropic

Gaussian blobs with standard deviation 1.0, 2.5, 0.5; (d) *Double Blobs*: a three-class dataset made by two groups of isotropic Gaussian blobs with standard deviation 1.0. Each dataset is made by 1,000 objects, balanced classes, and contains 10% of noise. Finally, a dataset from UCI Machine Learning Repository has been used, known as Iris[8]. Iris contains three classes of Iris plants. Each class consists of 50 objects characterised by 4 numeric features which describe, respectively, sepal length, sepal width, petal length and petal width. Class Iris Setosa is linearly separable from the other two. However, class Iris Versicolor and Iris Virginica are not separable from each other.

The MNN topology represented in Figure 3 has been used. Specifically, two output units have been assigned for the two classes datasets, and three output units for the three classes datasets. On the other side, three inputs units have been used: two inputs for the (x, y) features of the dataset, and one input for the bias input (constantly set to 1). 5 hidden units have been used. The Network has been evaluated for 3 time ticks. The ReLU activation function has been used for all units. Finally, the cross-entropy loss has been used as error function. For the experiments using the *Iris* dataset, it has been used an MNN with 5 input units (4 features and 1 bias), 10 hidden units and 3 output units (one for each class).

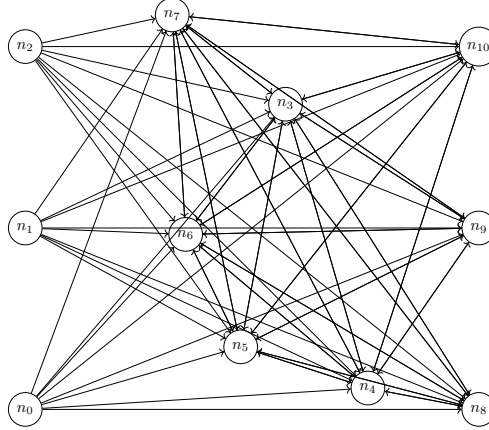


Figure 3: MNN topology used in experiments

The Adaptive Moment Estimation (Adam)[9] has been used to compute adaptive learning rates for each parameter of the gradient descent optimization algorithms, carried out with batch method. A learning rate of 0.001 has been set. The training has been carried on for 1000 epochs.

The dataset has been partitioned into 70% and 30% for training and testing sets, respectively.

Figures 4, 5, and 6 show with different colors the resulting partitioning of the input domain made by the MNN. Here, the generalization capabilities of the network are apparent. As a result, the MNN achieved the 100% accuracy

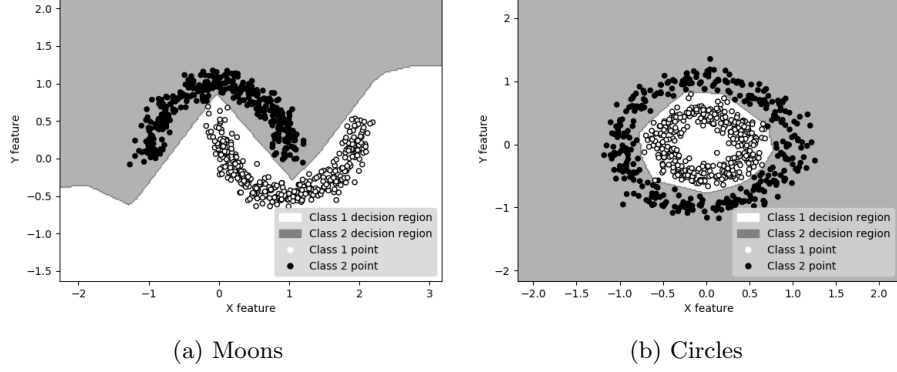


Figure 4: Two-classes datasets

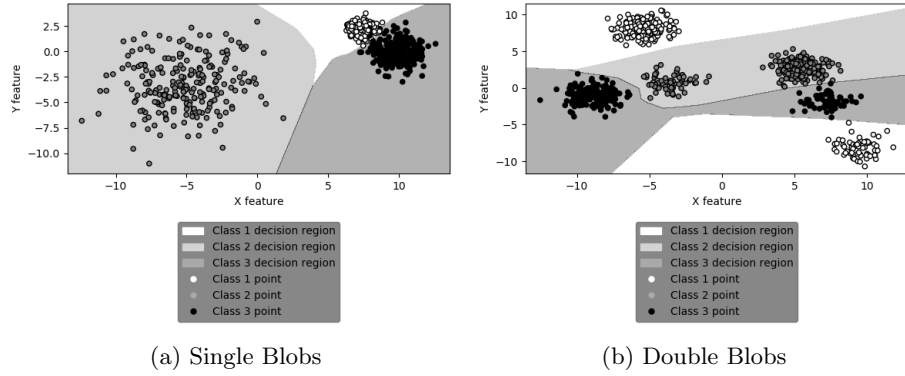


Figure 5: Three-classes datasets

for all datasets. In terms of complexity, the number of nodes of the MNN are $3 + 5 + 2 = 10$ and $3 + 5 + 3 = 11$ for 2 and 3 class datasets, respectively. The corresponding number of parameters (weights) is $10 \cdot 10 = 100$ and $11 \cdot 11 = 121$, respectively.

Figure 6(a) and Figure 6(b) show the training loss and the training accuracy over time for the *Iris* dataset. It is worth to note the convergence capabilities of the network. As a result, the MNN achieved $97.00\% \pm 1.62\%$ accuracy over 10 runs with a 3σ confidence interval. In terms of complexity, the number of nodes of the MNN is $5 + 10 + 3 = 18$. The corresponding number of parameters (weights) is $18 \cdot 18 = 324$.

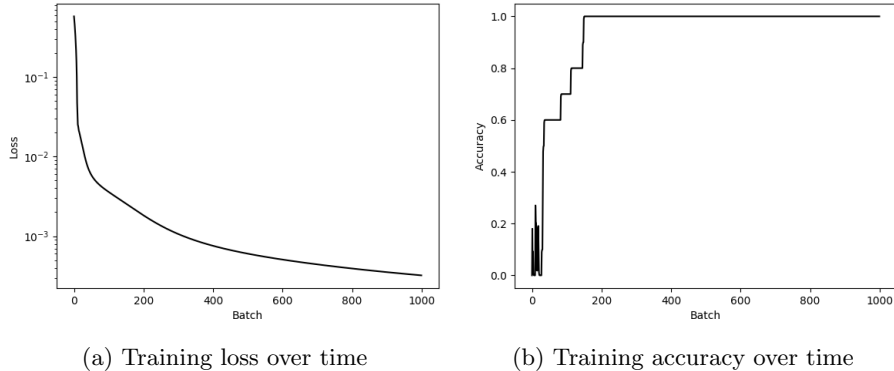


Figure 6: Iris dataset

4. Conclusions and future work

The purpose of this paper is to formally introduce recent advances leading to the MNNs, due to their high potential impact in the machine learning research field. This study provides the key points to the reader.

Overall, the main advantages of the MNN model with the related FOP algorithm are: (i) the state partial derivatives can be computed along the forward propagation; (ii) the error gradient can be directly computed from state gradient; (iii) the state partial derivative update makes use only of short-lived variables, which can be overwritten at each state iteration; (iv) the state partial derivatives concern only one multidimensional parameter; (v) the overall gradient computation relies only on tensor multiplications, which can be easily distributed on parallel computing, thus enabling large-scale ANNs training [10].

In contrast, the BP-based family of algorithms is limited to layer-wise architectures, and needs to store all intermediate layer outputs, by comprising a forward and backward propagation through the network. On the other side, the CG-based gradient computation is not constrained in terms of network architecture, but it needs to store a large graph topology and the partial derivatives of each computation node, and it needs to compute all factoring paths for each parameter.

Due to its unconstrained structure, an interesting research perspective of MNNs is to adopt structural regularization techniques to dynamically drive the network topology.

As a future work, in order to compare BP, CG and FOP according to a performance perspective, the scalability of each algorithm should be formulated in terms of computational complexity, by considering the asymptotic performance of each algorithm. Moreover, a statistical performance evaluation should be carried out on benchmark problems, considering large-scale applications.

Acknowledgements

This research was partially carried out in the framework of the following projects: (i) PRA 2018_81 project entitled Wearable sensor systems: personalized analysis and data security in healthcare funded by the University of Pisa; (ii) CrossLab project (Departments of Excellence), funded by the Italian Ministry of Education and Research (MIUR); (iii) KiFoot: Sensorized footwear for gait analysis project, co-funded by the Tuscany Region (Italy) under the PAR FAS 2007-2013 fund and the FAR fund of the Ministry of Education, University and Research (MIUR).

References

- [1] J. M. Keller, D. Liu, and D. B. Fogel, *Multilayer Neural Networks and Backpropagation*, vol. Fundamentals of Computational Intelligence: Neural Networks, Fuzzy Systems, and Evolutionary Computation, p. 378. Wiley-IEEE Press, 2016.
- [2] P. J. Werbos, *The roots of backpropagation: from ordered derivatives to neural networks and political forecasting*, vol. 1. John Wiley & Sons, 1994.
- [3] S. Theodoridis, “Chapter 5 - stochastic gradient descent: The lms algorithm and its family,” in *Machine Learning* (S. Theodoridis, ed.), pp. 161 – 231, Oxford: Academic Press, 2015.
- [4] I. Goodfellow, Y. Bengio, and A. Courville, *Deep learning*. MIT press, 2016.
- [5] T. Oliphant, “NumPy: A guide to NumPy.” USA: Trelgol Publishing, 2006–.
- [6] F. Galatolo, “<https://github.com/galatolofederico/mesh-neural-networks>,” *GitHub repository*, 2019.
- [7] F. Pedregosa, G. Varoquaux, A. Gramfort, V. Michel, B. Thirion, O. Grisel, M. Blondel, P. Prettenhofer, R. Weiss, V. Dubourg, J. Vanderplas, A. Passos, D. Cournapeau, M. Brucher, M. Perrot, and E. Duchesnay, “Scikit-learn: Machine learning in Python,” *Journal of Machine Learning Research*, vol. 12, pp. 2825–2830, 2011.
- [8] E. Anderson, “The Species Problem in Iris,” *Annals of the Missouri Botanical Garden*, vol. 23, pp. 457–509.
- [9] D. P. Kingma and J. Ba, “Adam: A method for stochastic optimization,” *international conference on learning representations*, 2014.
- [10] D. Irony, S. Toledo, and A. Tiskin, “Communication lower bounds for distributed-memory matrix multiplication,” *Journal of Parallel and Distributed Computing*, vol. 64, no. 9, pp. 1017–1026, 2004.