

Resource-aware Elastic Swap Random Forest for Evolving Data Streams

Diego Marrón^{1,2*}, Eduard Ayguadé^{1,2}, José R. Herrero², Albert Bifet³

¹ Computer Sciences Department, Barcelona Supercomputing Center, Barcelona, Spain

² Computer Architecture Department, Universitat Politècnica de Catalunya, Barcelona, Spain

³ LTCI, Télécom ParisTech, Université Paris-Saclay, 75013 Paris, France

{diego.marron,eduard.ayguade}@bsc.es, josepr@ac.upc.edu, albert.bifet@telecom-paristech.fr

Abstract

Continual learning based on data stream mining deals with ubiquitous sources of Big Data arriving at high-velocity and in real-time. Adaptive Random Forest (*ARF*) is a popular ensemble method used for continual learning due to its simplicity in combining adaptive leveraging bagging with fast random Hoeffding trees. While the default *ARF* size provides competitive accuracy, it is usually over-provisioned resulting in the use of additional classifiers that only contribute to increasing CPU and memory consumption with marginal impact in the overall accuracy. This paper presents Elastic Swap Random Forest (*ESRF*), a method for reducing the number of trees in the *ARF* ensemble while providing similar accuracy. *ESRF* extends *ARF* with two orthogonal components: 1) a swap component that splits learners into two sets based on their accuracy (only classifiers with the highest accuracy are used to make predictions); and 2) an elastic component for dynamically increasing or decreasing the number of classifiers in the ensemble. The experimental evaluation of *ESRF* and comparison with the original *ARF* shows how the two new components contribute to reducing the number of classifiers up to one third while providing almost the same accuracy, resulting in speed-ups in terms of per-sample execution time close to 3x.

1 Introduction

Nowadays, ubiquitous sources of Big Data are generating an unprecedented amount of dynamic Big Data streams (*Volume*), at high speed (*Velocity*), with newer data rapidly superseding older data (*Volatility*). For example, the INTERNET OF THINGS is the largest network of sensors and actuators connected by networks to computing systems. This includes sensors across a huge range of settings, for industrial process control, finance, health analytics, home automation and autonomous cars, and often interconnected across domains, monitoring and functioning in people, objects and machines in real-time. Extracting knowledge on-the-fly from these Big

Data streams, requires fast incremental algorithms that are able to deal with potentially infinite streams. Also, algorithms should be adaptive, showing the capability of adapting to the evolution of data distributions over time, since changes in them, can cause predictions to become less accurate (*Concept Drift*).

Ensemble learners are the preferred method for processing evolving data streams due to their better classification performance over single models. Among ensemble learners, ADAPTIVE RANDOM FOREST (*ARF*) [Gomes *et al.*, 2017] is considered the state-of-the-art ensemble for classifying evolving data streams in the MOA [Bifet *et al.*, 2010] open source infrastructure. *ARF* requires few hyperparameters to run and adapts to concept drifting by combining adaptive leveraging bagging with fast random *Hoeffding* decision trees [Domingos and Hulten, 2000]. *Hoeffding* trees are used for mining non-evolving data streams doing a single pass over the data; they are based on the theoretical guarantees of the *Hoeffding bound* to discover how many input samples are needed to decide when to grow the tree.

ARF uses by default 100 random decision trees, a number that is decided independently of the characteristics of the data stream. In this paper, we argue that this number of learners in *ARF* is not optimal and that we can get similar results using a smaller number of learners. For this, we introduce a new adaptive methodology to automatically decide the number of learners to be used in incremental models.

We present a new ensemble method that extends the originally proposed *ARF* in two orthogonal directions. On one side, ELASTIC SWAP RANDOM FOREST (*ESRF*) splits the learners in two groups: a forefront group that contains only the learners used to do predictions, and a second candidate group that contains learners trained in the background and not used to make predictions. At any time, a learner in the forefront group can be replaced by a candidate learner if this swapping operation improves the overall ensemble accuracy. On the other side, *ESRF* extends *ARF* by dynamically increasing/decreasing the number of learners in the ensemble, in particular the number of learners in the forefront set.

The paper is organised as follows: Section 2 presents the necessary background. Section 3 describes the proposed *ESRF* ensemble. The experimental evaluation and comparison with *ARF* is presented in Section 4. Finally, Section 5 concludes the paper and outlines some future work.

*Contact Author

2 Background and motivation

The Hoeffding Tree (*HT*) [Domingos and Hulten, 2000] is a very fast incremental decision tree learner for large data streams that assumes that the data distribution is not changing over time. *HT* grows incrementally based on the theoretical guarantees of the *Hoeffding bound*; a node is expanded as soon as there is sufficient statistical evidence that an optimal splitting feature exists. The model learned by *HT* is asymptotically nearly identical to the one built by a non-incremental (batch) learner, if the number of training instances is large enough.

ADAPTIVE RANDOM FOREST (*ARF*) is an adaptive ensemble algorithm for data stream mining that extends the original *Random Forest* (*RF*) [Breiman, 2001] to the more challenging data stream setting. *RF* is an ensemble method that combines bagging with random decision trees. *ARF* incrementally works by doing a single pass over the data and handles concept drifting [Gama *et al.*, 2014]. A drift detector is associated to each tree in the ensemble. The algorithm uses two thresholds: a first permissive threshold to signal a drift warning; and a second threshold to confirm the drift detection. As soon as a random decision tree signals a drift warning, *ARF* starts building a background learner for that tree that is not used for doing the ensemble prediction; this background learner can replace the learner if the warning escalates to a drift.

By default, the reference implementation for *ARF* in the *Massive Online Analysis* (*MOA*) framework uses 100 random trees (*ARF100*). While this configuration provides competitive accuracy we have observed that accuracy can converge for sizes lower than 100 random trees, which is the case for almost all datasets used in this paper as shown in Figure 1. The convergence point is different for each dataset, but once the accuracy converges, adding extra trees only increases computational and memory costs with marginal impact in the accuracy. For example, the *RBF_f* dataset requires 70 learners in the ensemble to achieve a percentage difference in terms of accuracy (with respect to *ARF100*) in the second decimal place; however, the *COVT* dataset achieves the same difference in accuracy with only 30 learners.

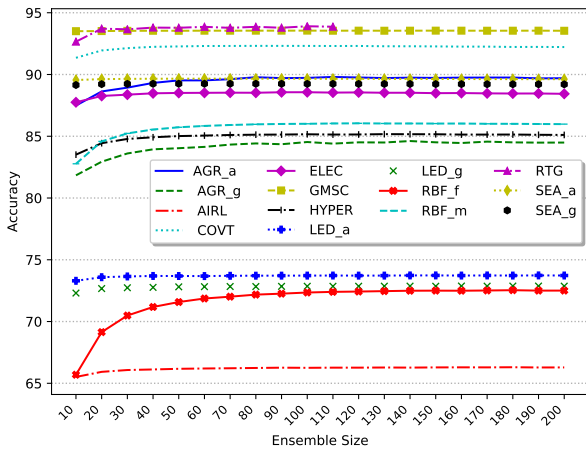


Figure 1: ARF accuracy evolution with ensemble size.

In terms of memory, in the worst case scenario *ARF* allocates twice the number of active learners in the ensemble; however, background learners are simpler since they do not need to keep any drift detection data structure. In terms of execution time, each active and background tree needs to be traversed for each new arriving instance. With the aim of reducing the computational and memory requirements of the ensemble, enabling either high-throughput implementations or their deployment in resource-constrained devices, this paper proposes the ELASTIC SWAP RANDOM FOREST algorithm described in the next section.

3 ELASTIC SWAP RANDOM FOREST

ELASTIC SWAP RANDOM FOREST (*ESRF*) is a fast streaming random forest based method that adapts its size in an elastic way, to be consistent with the current distribution of the data. *ESRF* also includes a swap component that maintains two pools of classifiers to decide which ones are actually used for better prediction making. Although the elastic and swap components in *ESRF* are independent, they are presented together in Algorithm 1.

The swap component in *ESRF* divides the classifiers into two groups: the foreground (or active) learners and the back-

Algorithm 1 ELASTIC SWAP RANDOM FOREST

Require:

- X : input sample
- z : label for input sample
- FS : Set of forefront learners
- CS : Set of candidate learners
- r : Resize factor
- GS : Set of r random trees
- f_{min} : Classifier from FS with lowest accuracy
- c_{max} : Classifier from CS with highest accuracy

- 1: **function** TRAINONINSTANCE(X)
 - 2: RESIZEENSEMBLE(X, z)
 - 3: TRAINALLCLASSIFIERS(X)
 - 4: find c_{max} and f_{min}
 - 5: swap classifiers if c_{max} is more accurate than f_{min}
 - 6: **end function**
 - 7: **function** TRAINALLCLASSIFIERS(x)
 - 8: **for** each classifier $c \in FS \cup CS \cup GS$ **do**
 - 9: $w \leftarrow \text{Poisson}(\lambda = 6)$
 - 10: Set the weight of x to w
 - 11: Train classifier c using x
 - 12: **end for**
 - 13: **end function**
 - 14: **function** PREDICTONINSTANCE(X)
 - 15: return PREDICTLABEL(X, FS)
 - 16: **end function**
 - 17: **function** PREDICTLABEL(x, S)
 - 18: **for** each classifier $c \in S$ **do**
 - 19: $\hat{y}_c \leftarrow$ prediction for x using c
 - 20: **end for**
 - 21: $\hat{y} \leftarrow$ combination of predictions \hat{y}_c
 - 22: return \hat{y}
 - 23: **end function**
-

ground (or candidate) learners. The *Forefront Set* (FS) contains those classifiers with higher accuracy that are used for predicting; the *Candidates Set* (CS) contains those classifiers that are trained but not used for prediction since their accuracy is low compared to those on the FS . For each arriving instance X , the prediction is done just using the learners in FS (lines 14–16). During training (lines 1–6), as done in *ARF*, all classifiers are trained simulating bagging by weighting the instance according to a *Poisson* ($\lambda = 6$). After that (lines 4–5), *ESRF* swaps the worst classifier in FS (i.e. the one with the lowest accuracy f_{min}) with the best in CS (i.e. the one with the highest accuracy c_{max}) when the later becomes more accurate. With the swap component the number of learners required in the ensemble is $|FS| + |CS|$; all the learners in these two sets are trained for each arriving instance.

The elastic component in *ESRF* dynamically determines the size of the FS . This elastic component is not tied to *ESRF* and it could be implemented in any ensemble method such as the original *ARF*. For each arriving instance, the algorithm checks if FS needs to be resized (line 2), adding or removing r new learners. In case of growing, the new r learners could be taken from the CS set; however, and in order to add more diversity in the ensemble, the elastic component introduces a third set of learners, the *Grown Set* (GS) with r learners, which also needs to be trained on each arriving instance and is reset on every resizing operation.

Algorithm 2 details how the elastic component in *ESRF* works. For each arriving instance, *ESRF* simulates having three ensembles of random trees (lines 2–4):

- the default one (i.e., the current ensemble with $|FS|$ learners in FS);
- the shrunk ensemble containing only the $|FS| - r$ learners with higher accuracies in FS ;
- and the grown ensemble containing the learners in FS plus the r extra learners in the Grown set GS (i.e. in total $|FS| + r$ learners).

Line 5 decides whether resizing is needed, based on the performance of each of these three ensembles. *ESRF* may decide to keep the current configuration for the ensemble or to apply a resize operation if either the shrunk or grown ensemble improve the default ensemble performance. In this case, the r learners in GS are added to FS in case growing is decided (lines 6–9) or the r classifiers in FS with lowest accuracy are removed in case shrinking is decided (lines 10–13). Observe that the proposed elastic component does not use the candidates set CS , although this is an alternative option that is not considered due to the limit in the number of pages.

The performance for an ensemble is computed using the exponential weighted moving average (EWMA) of its accuracy. EWMA gives larger weight to recent data, and a smaller weight to the older one. The weighting factor decreases exponentially but never reaches zero. It is calculated using this formula:

$$EWMA_i = EWMA_{i-1} + \alpha * (S_i - EWMA_{i-1})$$

where S_i is the current value being added, α is the weighting factor defined as $\alpha = \exp(1/W)$, where W is a fixed

Algorithm 2 Check resize and update size for *ESRF*

Require:

- r : Resize factor
- FS : Set of forefront learners
- FS_{min} : Set of r learners from FS with lower accuracy
- GS : Set of r random trees
- SRK : Shrunk ensemble $FS \setminus FS_{min}$
- GRN : Grown ensemble $FS \cup GS$
- T_g : grow threshold
- T_s : shrink threshold

```

1: function RESIZEENSEMBLE( $x, z$ )
2:    $\hat{y}_s \leftarrow \text{PREDICTLABEL}(x, SRK)$ 
3:    $\hat{y}_d \leftarrow \text{PREDICTLABEL}(x, FS)$ 
4:    $\hat{y}_g \leftarrow \text{PREDICTLABEL}(x, GRN)$ 
5:    $\text{Operation} \leftarrow \text{CHECKIFRESIZE}(z, \hat{y}_s, \hat{y}_d, \hat{y}_g)$ 
6:   if  $\text{Operation} == \text{GROW}$  then
7:      $FS = FS \cup GS$ 
8:     Start new  $GS$  with  $r$  new trees
9:   end if
10:  if  $\text{Operation} == \text{SHRINK}$  then
11:     $FS = FS \setminus FS_{min}$ 
12:    Start new  $GS$  with  $r$  new trees
13:  end if
14: end function
15: function CHECKIFRESIZE( $z, \hat{y}_s, \hat{y}_d, \hat{y}_g$ )
16:  Update  $EWMA_{shrunk}$  using  $\hat{y}_s$  and  $z$ 
17:  Update  $EWMA_{default}$  using  $\hat{y}_d$  and  $z$ 
18:  Update  $EWMA_{grow}$  using  $\hat{y}_g$  and  $z$ 
19:   $\Delta_{shrink} = EWMA_{shrunk} - EWMA_{default}$ 
20:   $\Delta_{grow} = EWMA_{grow} - EWMA_{default}$ 
21:  if  $\Delta_{grow} > \Delta_{shrink}$  and  $\Delta_{grow} > T_g$  then
22:    return GROW;
23:  end if
24:  if  $\Delta_{shrink} > \Delta_{grow}$  and  $\Delta_{shrink} > T_s$  then
25:    return SHRINK
26:  end if
27: end function

```

time window. In *ESRF*, $W = 2000$ and $S_i \in \{0, 1\}$, 1 for a label predicted correctly and 0 otherwise. EWMA allows *ESRF* to keep track of each ensemble accuracy without being influenced too much by past prediction results.

The necessary logics to decide whether the ensemble should be resized or not are detailed in function *CHECKIFRESIZE* in Algorithm 2. First, it updates each ensemble EWMA (lines 16–18); then compares the EWMA estimation of the default ensemble with the other two ensembles to compute the differences Δ_{shrink} and Δ_{grown} (line 19–20). If Δ_{grown} is larger than Δ_{shrink} , and Δ_{grown} is above a threshold, then a grow operation is triggered (lines 21–23). The shrink operation is decided in lines 24–26 and works similarly. In case $\Delta_{grown} = \Delta_{shrink}$, *ESRF* favours growing against shrinking by comparing Δ_{grown} first.

As mentioned above, only classifiers in FS are used to make the ensemble prediction (lines 14–16 in Algorithm 1). *ESRF* implements the same weighting voting policy for instances as in *ARF*: each classifier has an associated weight that is computed as the number of correctly classified in-

stances divided by the total number of instances since last reset (due to concept drift), reflecting the classifier performance on the current concept. To cope with evolving data streams, a drift detection algorithm is used with each learner of the ensemble algorithm described above (not shown in algorithm 1). *ESRF* resets a tree as soon as it detects concept drifting. This is much simpler than the drift detection algorithm in *ARF* since there is a single threshold and no background learners are created when drift is detected.

4 Experimental Evaluation

ELASTIC SWAP RANDOM FOREST (*ESRF*) has been implemented in the MOA (Massive Online Analysis) framework [Bifet *et al.*, 2010], an open source software environment for data stream mining, that implements a large number of data stream learning methods, including ADAPTIVE RANDOM FOREST (*ARF*). MOA is written in Java, making easier the prototyping and evaluation of novel online learning proposals and their comparison with state-of-the-art algorithms.

Fourteen datasets have been used for the evaluation of *ESRF* and comparison with *ARF*. Ten of these datasets are synthetically generated using well known data generators: LED [Breiman *et al.*, 1984], SEA [Street and Kim, 2001], Agrawal [Agrawal *et al.*, 1993], Random Tree Generator (RTG) [Domingos and Hulten, 2000], Radial Basis Function (RBF) [Hulten *et al.*, 2001] and Hyperplane [Hulten *et al.*, 2001]). The datasets generated with the first three generators simulate both abrupt and gradual drifts. The dataset generated with the RTG generator does not simulate drift. The three datasets generated with RBF and Hyperplane simulate incremental (moderate or fast) drifts. In addition to these synthetic datasets, four real-world datasets that are widely used in the literature to evaluate data stream classification are also used: Airlines (AIRL) [Ikonomovska, 2009], Electricity [Harries, 1999], Forest Covertype [Blackard and Dean, 1999] and Give Me Some Credit (GMSC) [Competition, 2012]. Table 1 presents an overview of these data sets, including number of samples, attributes and labels, as well as drift type.

Table 1: Synthetic (top) and real-world (bottom) datasets used for performance evaluation and comparison. Synthetic datasets drift type: A (abrupt), G (gradual) I.F (incremental fast), I.M (incremental moderate), N (None)

Dataset	Samples	Attrs	Labels	Generator	Drift
AGR_a	1,000,000	9	2	Agrawal	A
AGR_g	1,000,000	9	2	Agrawal	G
HYPHER	1,000,000	10	2	Hyperplane	I.F
LED_a	1,000,000	24	10	LED Drift	A
LED_g	1,000,000	24	10	LED Drift	G
RBF_m	1,000,000	10	5	RBF	I.M
RBF_f	1,000,000	10	5	RBF	I.F
RTG	1,000,000	10	2	RTG	N
SEA_a	1,000,000	3	2	SEA	A
SEA_g	1,000,000	3	2	SEA	G
AIRL	539,383	7	2	-	-
COVT	581,012	54	7	-	-
ELEC	45,312	8	2	-	-
GMSC	150,000	11	2	-	-

The hardware platform that has been used to conduct the performance analysis is an Intel(R) Xeon(R) Platinum 8160 CPU running at 2.10GHz (24 cores, 48 threads), 96GB of RAM, SUSE Linux Enterprise Server 12 SP2 (kernel 4.4.120-92.70-default) and openJDK 64bits 1.8.0_161.

We gradually evaluate the impact of the two components in the proposed *ESRF*. First we evaluate the performance of the swap component and then we evaluate the impact of adding the elastic component, always comparing against the baseline *ARF* ensemble with 100 learners (ARF100). Two parameters in *ESRF* are fixed in the evaluation presented in this paper: $|CS| = 10$ and $r = |GS| = 1$. Regarding the number of learners in *CS*, we have observed that it does not have a major impact in terms of accuracy for values larger than 10; in order to make a fair comparison in terms of resources when comparing with *ARF*, we set the value to 10, which coincides with the average number of background learners that are required by the drift mechanism in *ARF* for the datasets used in this paper. Regarding the resize factor in the elastic component, we have evaluated values of 1, 2 and 5, but not included the results due to lack of space since it does not have a significant impact in terms of accuracy. The parameters that are evaluated are: $|FS|$ (with a minimum value of 15 and maximum limited to $|FS| + |CS| + |GS| = 100$) and the two thresholds that decide resizing (T_g and T_s). The rest of hyperparameters, which are common for both *ESRF* and ARF100, are set to their default values in MOA.

The evaluation methodology that has been used to conduct all the experiments reported is streaming sequential 10-fold cross-validation [Bifet *et al.*, 2015].

4.1 SWAP RANDOM FOREST

This subsection individually evaluates the swap component in *ESRF* in terms of accuracy and ensemble size, using ARF100 as a reference. We will refer to this *ESRF* ensemble configuration as SWAP RANDOM FOREST (*SRF*).

Figure 2 shows the accuracy obtained by *SRF* when using a fixed number of learners in the *FS*. Comparing to Figure 1 one can appreciate that the accuracy of *SRF* converges faster than ARF100. With only 35 learners in *FS* the differences in accuracy are less than 1 percentage point, while ARF100 required 50 learners to be within the same range.

Table 2 details the results for two *SRF* configurations (SRF F35 and F50) and ARF100. The Δ column always shows the difference with ARF100. When using 35 learners in the front set of *SRF*, the differences observed in terms of accuracy are marginal in most of the tests, except for the two RBF datasets that are a little bit more noticeable; however, in terms of resources, *SRF* is only using one third of the trees that are used in ARF100. When using 50 learners, half of the trees compared to ARF100, *SRF* outperforms ARF100 in 11 of the 14 datasets, being the differences in the other 3 smaller than before. The reduction in size for F50 implies a speedup of 2.03x on average. Looking at the average for all datasets, we conclude that the average difference is very small (0.07 worse for F35 and 0.06 better for F50 wrt ARF100).

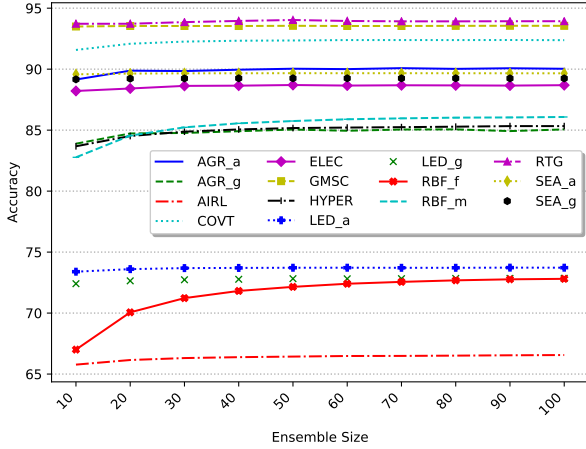


Figure 2: SRF accuracy evolution as the ensemble size increases

Table 2: Accuracy comparison between ARF100 and SRF with $|FS| = 35$ and $|FS| = 50$

Dataset	ARF100	SRF F35		SRF F50	
	Acc(%)	Acc(%)	Δ	Acc(%)	Δ
AGR_a	89.73	90.13	0.40	90.04	0.31
AGR_g	84.53	84.81	0.28	85.05	0.52
HYPHER	85.16	84.96	-0.20	85.17	0.01
LED_a	73.72	73.69	-0.03	73.72	0.00
LED_g	72.86	72.77	-0.09	72.82	-0.04
RBF_f	72.35	71.59	-0.76	72.15	-0.20
RBF_m	86.01	85.41	-0.60	85.75	-0.26
RTG	93.91	93.82	-0.09	94.03	0.12
SEA_a	89.66	89.66	0.00	89.67	0.01
SEA_g	89.24	89.25	0.01	89.25	0.01
Average	83.72	83.61	-0.11	83.76	0.05
AIRL	66.25	66.34	0.09	66.43	0.18
COVT	92.31	92.30	-0.01	92.35	0.04
ELEC	88.57	88.62	0.05	88.70	0.13
GMSC	93.55	93.54	-0.01	93.55	0.00
Average	85.17	85.20	0.03	85.26	0.09
Average	84.13	84.06	-0.07	84.19	0.06

4.2 ELASTIC SWAP RANDOM FOREST

In this subsection we evaluate the complete *ESRF* ensemble, using both the swap and elastic component together. Once we have seen in the previous subsection how the swap component is able to significantly reduce the number of learners required in the ensemble, we want to see if the elastic component is able to dynamically determine the most appropriate size for the *FS*. As before, accuracy and ensemble size are compared against the ARF100 baseline.

In order to assess the impact of grow and shrink thresholds (T_g and T_s in Algorithm 2, respectively) in the accuracy and ensemble size, different sensitivity levels have been tested. Restrictive thresholds allow a resize operation only when the difference for Δ_{shrink} or Δ_{grow} is in first decimal or higher; similarly, permissive thresholds allow differences in the second or third decimal. In general, more permissive thresholds make *ESRF* grow faster, which in time, reduces the differences with ARF100; however more restrictive thresh-

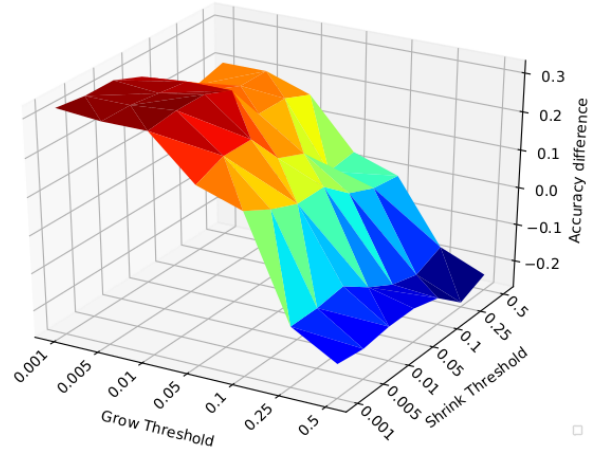


Figure 3: Influence in the accuracy distance w.r.t. ARF100 of the grow and shrink thresholds for the AIRL dataset. Negative numbers mean ARF100 is better.

olds have the opposite effect. Figure 3 shows an example of this trend for the AIRL dataset, in which moving from more restrictive thresholds ($T_g = T_s = 0.5$) to more permissive ones ($T_g = T_s = 0.001$) improves the difference in accuracy from -0.2 to 0.3. The detailed analysis for all datasets is not included due to the limitation in the number of pages.

The two thresholds can also be set to target different target scenarios. For example, on hardware platforms, such as ARM boards typically used in Internet of Things (IoT) applications, it may be desirable to make the ensemble only grow if strictly needed and force it to reduce its size as soon as it can in order to save memory and computation time. This can be achieved by using a shrink threshold (T_s) lower than the grow threshold (T_g), for example $T_g = 0.01$ and $T_s = 0.001$. Table 3 details results obtained with this configuration. Observe that the average performance of *ESRF* and *ARF100* are very similar (*ESRF* worse with -0.08 difference). In 11 out of the 14 datasets, the difference in accuracy is never worse than -0.23 , being able to outperform *ARF100* by 1 percentage point in the AGR_g dataset. The three datasets presenting more challenges to this configuration are RTG, RBF_f, RBF_m, being the last the worst performing one (-0.81 difference). As shown in the central and right part of this table, the main advantage of this configuration is that the average number of trees used in the ensemble is 22, (4.5 times less trees than *ARF100*, with the same proportional reduction in memory used); in 10 out of the 14 datasets *ESRF* never required more than 42 trees. This reduction in the ensemble size implies an average speedup of 3.84x, or in other words, may allow the use of devices up of 3.84x less powerful.

For other scenarios requiring higher accuracy, or in which memory or CPU time are not an issue, *ESRF* may use more sensitive thresholds in order to grow faster and reach higher accuracy requirements. For example, Table 4 shows the results that are obtained when using $T_g = T_s = 0.001$. This configuration allows *ESRF* to grow larger in those datasets that were more challenging in Table 3, while keeping similar average size for the rest of the datasets. This narrows the dif-

Table 3: ESRF comparison with ARF100. Resource-constrained scenario: $T_g = 0.01$ and $T_s = 0.001$

Dataset	ARF100		ESRF accuracy			ESRF speedup		ESRF size			
	Acc(%)	Time(s)	Acc(%)	Rank	Delta	Time(s)	Speedup	mean	stdev	max	min
AGR_a	89.73	22670.86	89.96	1	0.23	4423.66	5.12	11.86	2.49	25.00	10.00
AGR_g	84.53	24630.29	85.55	1	1.02	4935.70	4.99	12.49	2.76	28.00	10.00
HYPER	85.16	20157.96	84.95	2	-0.21	7506.14	2.69	32.96	8.07	50.00	10.00
LED_a	73.72	15344.18	73.59	2	-0.13	3439.01	4.46	19.74	6.32	38.00	10.00
LED_g	72.86	15319.00	72.63	2	-0.23	3439.02	4.45	19.39	6.35	40.00	10.00
RBF_f	72.35	19938.81	71.97	2	-0.38	9385.82	2.12	44.88	9.04	57.00	10.00
RBF_m	86.01	19638.30	85.20	2	-0.81	6751.32	2.91	30.84	8.35	48.00	10.00
RTG	93.91	17669.59	93.45	2	-0.46	7611.35	2.32	11.73	2.54	30.00	10.00
SEA_a	89.66	14298.62	89.62	2	-0.04	2913.33	4.91	14.72	1.63	20.00	12.00
SEA_g	89.24	13979.24	89.20	2	-0.04	2902.59	4.82	14.72	1.63	20.00	12.00
AIRL	66.25	33588.54	66.34	1	0.09	12465.26	2.69	35.15	13.99	59.00	10.00
COVT	92.31	12625.36	92.14	2	-0.17	3352.87	3.77	23.10	5.04	37.00	10.00
ELEC	88.57	843.06	88.66	1	0.09	234.45	3.60	23.03	5.61	42.00	10.00
GMSC	93.55	2180.26	93.52	2	-0.03	443.70	4.91	14.10	1.61	17.00	10.00
Average	84.13	16634.58	84.06	1.71	-0.08	4986.02	3.84	22.05	5.39	36.50	10.29

Table 4: ESRF comparison with ARF100. $T_s = T_g = 0.001$

Dataset	ARF100		ESRF accuracy			ESRF speedup		ESRF size			
	Acc(%)	Time(s)	Acc(%)	Rank	Delta	Time(s)	Speedup	mean	stdev	max	min
AGR_a	89.73	22670.86	90.47	1	0.74	4916.52	4.61	12.42	2.92	26.00	10.00
AGR_g	84.53	24630.29	86.53	1	2.00	5348.60	4.60	13.31	4.16	38.00	10.00
HYPER	85.16	20157.96	85.38	1	0.22	14878.47	1.35	72.03	22.60	89.00	10.00
LED_a	73.72	15344.18	73.67	2	-0.05	3803.60	4.03	22.97	9.03	58.00	10.00
LED_g	72.86	15319.00	72.74	2	-0.12	4119.97	3.72	24.75	10.60	49.00	10.00
RBF_f	72.35	19938.81	72.30	2	-0.05	11706.91	1.70	57.24	17.10	89.00	10.00
RBF_m	86.01	19638.30	85.87	2	-0.14	12117.52	1.62	61.58	19.05	89.00	10.00
RTG	93.91	17669.59	93.61	2	-0.30	6169.04	2.86	11.13	2.48	29.00	10.00
SEA_a	89.66	14298.62	89.64	2	-0.02	3665.54	3.90	21.38	6.05	38.00	10.00
SEA_g	89.24	13979.24	89.21	2	-0.03	3467.54	4.03	19.14	5.29	35.00	10.00
AIRL	66.25	33588.54	66.57	1	0.32	20700.48	1.62	66.36	20.79	89.00	10.00
COVT	92.31	12625.36	92.34	1	0.03	5065.27	2.49	40.24	12.57	61.00	10.00
ELEC	88.57	843.06	88.70	1	0.13	254.51	3.31	26.92	7.23	43.00	10.00
GMSC	93.55	2180.26	93.53	2	-0.02	521.10	4.18	18.30	4.44	35.00	10.00
Average	84.13	16634.58	84.33	1.57	0.19	6909.65	3.14	33.41	10.31	54.86	10.00

ference in accuracy to be not lower than -0.05 in 12 out of the 14 datasets, and in the worst case -0.3 (RTG). In terms of number of learners and speedup the same table shows a reduction of the execution time by 3.14x and the use of 33 learners on average, always compared to ARF100.

5 Conclusions

This paper presents a new ensemble method for evolving data streams: ELASTIC SWAP RANDOM FOREST (*ESRF*). *ESRF* aims at reducing the number of trees required by the reference ADAPTIVE RANDOM FOREST (*ARF*) ensemble while providing similar accuracy. *ESRF* extends *ARF* with two orthogonal components: 1) a swap component that splits learners into two sets based on their accuracy (only classifiers with the highest accuracy are used to make predictions); and 2) an elastic component for dynamically increasing or decreasing the number of classifiers in the ensemble. The experimental evaluation of *ESRF* and comparison with the original *ARF* shows how the two new components effectively contribute to reducing the number of classifiers up to one third while providing almost the same accuracy, resulting in speed-ups

in terms of per-sample execution time close to 3x. In addition, a sensitivity analysis of the two thresholds determining the elastic nature of the ensemble has been performed, establishing a trade-off in terms of resources (memory and computational requirements) and accuracy (which in all cases is comparable to the accuracy achieved by ARF100).

ESRF has been implemented in the MOA (Massive Online Analysis) framework, an open source software environment for data stream mining, that implements a large number of data stream learning methods, including *ARF*.

As part of our future work we plan to improve the resize logic, trying to make it more adaptive and correlated with the performance evolution of each tree and the drift detectors.

References

- [Agrawal *et al.*, 1993] R. Agrawal, T. Imielinski, and A. Swami. Database mining: A performance perspective. *IEEE Trans. on Knowl. and Data Eng.*, 5(6):914–925, December 1993.

- [Bifet *et al.*, 2010] Albert Bifet, Geoff Holmes, Richard Kirkby, and Bernhard Pfahringer. MOA: Massive online analysis. *J. Mach. Learn. Res.*, 11:1601–1604, August 2010.
- [Bifet *et al.*, 2015] Albert Bifet, Gianmarco De Francisci Morales, Jesse Read, Geoff Holmes, and Bernhard Pfahringer. Efficient online evaluation of big data stream classifiers. In *ACM SIGKDD 2015*, pages 59–68, 2015.
- [Blackard and Dean, 1999] Jock A. Blackard and Denis J. Dean. Comparative accuracies of artificial neural networks and discriminant analysis in predicting forest cover types from cartographic variables, 1999.
- [Breiman *et al.*, 1984] L. Breiman, J. Friedman, C.J. Stone, and R.A. Olshen. *Classification and Regression Trees*. The Wadsworth and Brooks-Cole statistics-probability series. Taylor & Francis, 1984.
- [Breiman, 2001] Leo Breiman. Random forests. *Machine Learning*, 45(1):5–32, Oct 2001.
- [Competition, 2012] Kaggle Competition. Give me some credit dataset (last accessed feb 2019), 2012.
- [Domingos and Hulten, 2000] Pedro Domingos and Geoff Hulten. Mining high-speed data streams. In *Proceedings of the 6th ACM SIGKDD International Conference on Knowledge Discovery and Data Mining*, pages 71–80, 2000.
- [Gama *et al.*, 2014] João Gama, Indrè Žliobaitė, Albert Bifet, Mykola Pechenizkiy, and Abdelhamid Bouchachia. A survey on concept drift adaptation. *ACM Comput. Surv.*, 46(4):44:1–44:37, March 2014.
- [Gomes *et al.*, 2017] Heitor M. Gomes, Albert Bifet, Jesse Read, Jean Paul Barddal, Fabrício Enembreck, Bernhard Pfahringer, Geoff Holmes, and Talel Abdesslem. Adaptive random forests for evolving data stream classification. *Machine Learning*, 106(9):1469–1495, Oct 2017.
- [Harries, 1999] Michael Harries. Splice-2 comparative evaluation: Electricity pricing. Technical report, The University of South Wales, 1999.
- [Hulten *et al.*, 2001] Geoff Hulten, Laurie Spencer, and Pedro Domingos. Mining time-changing data streams. In *Proceedings of the Seventh ACM SIGKDD International Conference on Knowledge Discovery and Data Mining*, KDD '01, pages 97–106. ACM, 2001.
- [Ikonomovska, 2009] Elena Ikonomovska. Airline dataset for classification (last accessed feb 2019), 2009.
- [Street and Kim, 2001] W. Nick Street and YongSeog Kim. A streaming ensemble algorithm (SEA) for large-scale classification. In *Proceedings of the Seventh ACM SIGKDD International Conference on Knowledge Discovery and Data Mining*, KDD '01, pages 377–382, 2001.