

Effect of Strain on Charge Density Wave Order in the Holstein Model

B. Cohen-Stead,¹ N.C. Costa,^{2,3} E. Khatami,⁴ and R.T. Scalettar¹

¹*Department of Physics, University of California, Davis, CA 95616, USA**

²*International School for Advanced Studies (SISSA), Via Bonomea 265, 34136, Trieste, Italy*

³*Instituto de Física, Universidade Federal do Rio de Janeiro Cx.P. 68.528, 21941-972 Rio de Janeiro RJ, Brazil*

⁴*Department of Physics and Astronomy, San José State University, San José, CA 95192*

(Dated: November 5, 2021)

We investigate charge ordering in the Holstein model in the presence of anisotropic hopping, $t_x, t_y = 1 - \delta, 1 + \delta$, as a model of the effect of strain on charge density wave (CDW) materials. Using Quantum Monte Carlo simulations, we show that the CDW transition temperature is relatively insensitive to moderate anisotropy $\delta \lesssim 0.3$, but begins to decrease more rapidly at $\delta \gtrsim 0.4$. However, the density correlations, as well as the kinetic energies parallel and perpendicular to the compressional axis, change significantly for moderate δ . Accompanying mean-field theory calculations show a similar qualitative structure, with the transition temperature relatively constant at small δ and a more rapid decrease for larger strains. We also obtain the density of states $N(\omega)$, which provides clear signal of the charge ordering transition at large strain, where finite size scaling of the charge structure factor is extremely difficult because of the small value of the order parameter.

PACS numbers: 71.10.Fd, 71.30.+h, 71.45.Lr, 74.20.-z, 02.70.Uu

I. INTRODUCTION

Studies of the effect of strain in charge density wave (CDW) materials have seen a significant rise in the past several years^{1–3}. The general interest originates from the ability to tune a strongly correlated insulating phase, inducing transitions into alternate patterns of charge order, or into metallic and even superconducting phases. Moreover, by altering the band structure, the application of strain also provides specific insight into the nature of a native CDW phase, for instance into the role of Fermi surface nesting^{4,5}. Layered transition metal dichalcogenides (TMDs) are one of the most commonly investigated classes of CDW materials; their transitions have previously been tuned by varying the thickness or gate potential^{6–11}. In $2H\text{-NbSe}_2$ the CDW transition temperature T_{cdw} increases from $T_{\text{cdw}} = 33$ K in the bulk to $T_{\text{cdw}} = 145$ K in a single layer¹². A similar, albeit much smaller, effect is seen in $1T\text{-TiSe}_2$ ^{13,14}. Strain is therefore useful since it provides an alternate method for modulating CDW physics. Indeed, exploration of the potential use of strain to adjust optical, magnetic and conductive properties, especially in TMDs, has been referred to as ‘strain engineering’.

Much of the existing theoretical work in the area has been within first-principles density functional theory (DFT). These studies find that for $1T\text{-TiSe}_2$ the CDW transition temperature can be enhanced or suppressed with the application of tensile or compressive strain, respectively². In the latter case, the weakened CDW opens the door for superconductivity (SC). This difference in effect is linked to the distinct behavior of the band gap upon extension versus compression. For thin layers of TMDs, the intercalation of chemical compounds between layers, such as Na-intercalated NbSe_2 , leads to strain, which has been shown to enhance SC¹⁵. Initially, the Na intercalation creates a large electron doping,

which contracts the Fermi surface and causes CDW to disappear. The subsequent application of strain increases the density of states at the Fermi surface and more than doubles the SC transition temperature.

CDW materials, including the TMDs, generally have complex (*e.g.* layered) structures. The charge ordering may not be commensurate with the lattice, and may also differ on the surface and within the bulk. The application of strain has additional complicating effects, including changes in the phonon spectrum and of the relative placement of different orbitals (energy bands). In particular, $1T\text{-VSe}_2$ has a transition from hexagonal to rectangular charge order with strain, which seems to originate in the softening of certain phonon modes¹⁶. The aforementioned DFT investigations have explored many of these details.

An alternate theoretical approach to DFT which lends complementary insight into CDW physics is through the solution of simple lattice Hamiltonians. One set of models focuses on intersite electron-electron interactions V , as described, for example, by the extended Hubbard Hamiltonian^{17–19}. Here, charge order arises directly from the minimization of the intersite repulsion energy V by alternating empty and occupied sites. A more realistic approach for TMDs, however, would be including electron-phonon interactions, such as those incorporated in the Holstein²⁰ or Su-Schrieffer-Heeger²¹ models. In these cases, the driving force for CDW formation is a lowering of the electron kinetic energy through the opening of a gap in the spectrum. This energy lowering competes with the cost in elastic energy associated with phonon displacements.

CDW formation on surfaces and in quasi-2D materials have been motivating theoretical studies of the Holstein model in two dimensions. In addition to the choice of the CDW driving interaction (electron-electron-like or electron-phonon-like), lattice geometry plays an

important role in the presence of charge ordering. For instance, for the Holstein model in a honeycomb lattice, one may show that a finite critical electron-phonon coupling is required for CDW^{22,23}, while in the triangular lattice its ground state exhibits SC²⁴.

In view of these simulation results, here we investigate how charge-charge correlations are affected by deformations in the lattice, that is, we focus on the effects of strain on charge ordering. To this end, we investigate the Holstein model on a square lattice using determinant quantum Monte Carlo (DQMC) simulations, and incorporate the most direct effect of strain, the enhancement of the orbital overlap integral by compression, through an anisotropy in the hopping in the x and y directions. We find that although T_{cdw} is relatively insensitive to anisotropy $\delta \lesssim 0.3$, the density correlations and kinetic energy change significantly even at small strain. It is only at larger anisotropy $\delta \gtrsim 0.4$ that significant changes in T_{cdw} are observed. The paper is organized as follows: in Sec. II we present the main features of the Holstein Hamiltonian, defining the parameters of interest; Sec. III describes and presents results for a mean-field approach, while DQMC results are presented in Sec. IV; in Sec. V we discuss the results and summarize our main conclusions.

II. THE MODEL

The Holstein Hamiltonian, which describes electrons interacting locally with ions, is given by

$$\begin{aligned} \hat{\mathcal{H}} = & -t_x \sum_{\mathbf{i}, \sigma} (\hat{d}_{\mathbf{i}, \sigma}^\dagger \hat{d}_{\mathbf{i}+\hat{x}, \sigma} + \hat{d}_{\mathbf{i}+\hat{x}, \sigma}^\dagger \hat{d}_{\mathbf{i}, \sigma}) \\ & -t_y \sum_{\mathbf{i}, \sigma} (\hat{d}_{\mathbf{i}, \sigma}^\dagger \hat{d}_{\mathbf{i}+\hat{y}, \sigma} + \hat{d}_{\mathbf{i}+\hat{y}, \sigma}^\dagger \hat{d}_{\mathbf{i}, \sigma}) - \mu \sum_{\mathbf{i}, \sigma} \hat{n}_{\mathbf{i}, \sigma} \\ & + \frac{1}{2} \sum_{\mathbf{i}} \hat{P}_{\mathbf{i}}^2 + \frac{\omega_0^2}{2} \sum_{\mathbf{i}} \hat{X}_{\mathbf{i}}^2 + \lambda \sum_{\mathbf{i}, \sigma} \hat{n}_{\mathbf{i}, \sigma} \hat{X}_{\mathbf{i}}. \end{aligned} \quad (1)$$

Here $\hat{d}_{\mathbf{i}, \sigma}^\dagger$ ($\hat{d}_{\mathbf{i}, \sigma}$) are creation (destruction) operators for a fermion of spin $\sigma = \uparrow, \downarrow$ at site \mathbf{i} of a two-dimensional square lattice. Thus, the first term represents an electron kinetic energy (band structure) with hoppings t_x, t_y and dispersion $\epsilon_{\mathbf{k}} = -2t_x \cos k_x - 2t_y \cos k_y$. $\hat{P}_{\mathbf{i}}$ and $\hat{X}_{\mathbf{i}}$ describe a local phonon mode of frequency ω_0 on site \mathbf{i} , where the phonon mass has been normalized to $M = 1$. The electron-phonon coupling λ , also sometimes reported in terms of $g = \frac{\lambda}{\sqrt{2\omega_0}}$, connects the electron density $\hat{n}_{\mathbf{i}, \sigma} = \hat{d}_{\mathbf{i}, \sigma}^\dagger \hat{d}_{\mathbf{i}, \sigma}$ for spin σ at site \mathbf{i} with the displacement $\hat{X}_{\mathbf{i}}$, where $\mu = -\frac{\lambda^2}{\omega_0^2}$ is the chemical potential at half-filling.

At constant volume, compression along one axis is accompanied by an expansion in the orthogonal direction. Thus, in what follows, we set $t_x = t(1 - \delta)$ and $t_y = t(1 + \delta)$, a choice which keeps $t_x + t_y = 2t$, and hence the bandwidth $W = 4(t_x + t_y)$ constant. This is motivated

physically by the remarks above, but also allows us to separate the effect of hopping anisotropy from changes which would accompany a simple isotropic reduction or enhancement of W .

The electron-phonon interaction promotes local pairing of electrons. This can easily be seen by considering the single site ($t = 0$) limit. Integrating out the phonon degrees of freedom leads to an effective attraction between the up and down spin fermions $U_{\text{eff}} n_{\uparrow} n_{\downarrow}$, with $U_{\text{eff}} = -\lambda^2/\omega_0^2$. Associated with this attraction is an oscillator displacement $\langle X \rangle = -\lambda \langle n \rangle / \omega_0^2$ where $\langle n \rangle = \langle n_{\uparrow} + n_{\downarrow} \rangle$ is the density.

At strong coupling, local pairs form due to this on-site attraction. These pairs prefer to organize their placements spatially. In particular, as the density approaches half-filling, $\langle n \rangle = 1$, on a bipartite lattice, electron pairs and empty sites alternate on the two sublattices. This CDW pattern is favored because the energy of neighboring occupied and empty sites is lower by $4t^2/U_{\text{eff}}$ relative to two adjacent occupied or empty sites. This argument closely parallels the one which motivates the appearance of antiferromagnetic (AF) order in the large U (Heisenberg) limit of the half-filled repulsive Hubbard model, where well-formed local moments of up and down spin alternate due to the $J \sim 4t^2/U$ lowering of the energy relative to parallel spin placement.

There is a further analogy between the Hubbard and Holstein Hamiltonians at weak coupling. In the Hubbard model at $U \lesssim W$, AF order is associated with Fermi surface nesting and a ‘Slater insulating’ phase – the opening of an AF gap lowers the electron kinetic energy. Meanwhile, for $U \gtrsim W$ one has a Mott insulator in which AF order arises via J . In the Holstein model, an alternation of phonon displacements opens a CDW gap, with similar effect. It is interesting that these close analogies exist, in the weak coupling limit, despite the fact that the Holstein Hamiltonian has a second set of (phonon) degrees of freedom which is absent in the Hubbard Hamiltonian. Although the Holstein model has no strong coupling Mott phase, one still expects the CDW ordering temperature T_{cdw} to decline at large U_{eff} (large λ). This expectation is not realized within the analytic Eliashberg treatment, but has been observed in quantum Monte Carlo (QMC) simulations^{25,26}.

III. MEAN-FIELD THEORY

We first solve Eq.(1) by making an adiabatic approximation in neglecting the phonon kinetic energy, and then apply a simple mean-field *ansatz* by letting $\hat{X}_{\mathbf{i}} \rightarrow x_0 + (-1)^{\mathbf{i}} x_1$. The value x_0 describes a site-independent phonon displacement which is given by $-\frac{\lambda}{\omega_0^2}$ at half-filling, similar to that described in the preceding section. Meanwhile x_1 is the CDW order parameter: a nonzero value breaks the symmetry between the two (equivalent) sublattices.

Inserting this form into Eq.(1), the quadratic Hamiltonian can be diagonalized. From the resulting electronic energy levels E_α one can compute the free energy as a function of the order parameter x_1 ,

$$F = \frac{N}{2} \omega_0^2 (x_0^2 + x_1^2) - T \sum_{\alpha, \sigma} \ln(1 + e^{-\beta E_\alpha(x_1)}) \quad (2)$$

Minimizing $F(x_1)$ determines the presence ($x_1 > 0$) or absence ($x_1 = 0$) of CDW order. Since the product of the coupling constant λ and the phonon displacement $x_{\mathbf{i}}$ provides a staggered chemical potential at site \mathbf{i} , a non-zero value of x_1 will result in an alternating electron density, that is, CDW order.

An equivalent iterative approach is as follows: given some initial x_0 and x_1 , the (quadratic) Hamiltonian is diagonalized and the resulting charge densities $n_{\mathbf{i}} = n + (-1)^{\mathbf{i}} \Delta n$ are computed. Using these values, x_0 and x_1 are updated via $x_0 = (-\lambda/\omega_0^2) n$ and $x_1 = (\lambda/\omega_0^2) \Delta n$. This process is iterated to convergence.

It is evident that within mean-field theory (MFT) the behavior of the Holstein model is governed only by the combination λ^2/ω_0^2 rather than on λ and ω_0 individually. This is also the case at $t = 0$, but is only approximately true in exact solutions, *e.g.* within DQMC. Nevertheless, it is convenient to define the dimensionless coupling constant $\lambda_D \equiv \lambda^2/(\omega_0^2 W)$ where $W = 8t$ is the fermion bandwidth, and present results as functions of λ_D .

Figure 1 shows the MFT behavior of x_1 as function of the inverse temperature for different values of δ , given lattice size of $L = 150$. Note that, as expected, there is a finite-temperature second-order phase transition, and that the maximum value that x_1 approaches at low temperatures changes significantly with δ . This behavior is also reflected in the inset of Fig. 2, showing that the difference in electron density between the two sublattices Δn decreases with increasing δ in the $T \rightarrow 0$ limit. Because of the $x \leftrightarrow y$ symmetry, we expect $T_{\text{cdw}}(-\delta) = T_{\text{cdw}}(\delta)$, where the change in the critical temperature is a monotonically decreasing even function of δ .

Since the CDW phase transition in the Holstein model is at the same universality class of the 2D Ising model, it is worth comparing our MFT results (and subsequent DQMC results) for β_c with those from the 2D anisotropic Ising model, *i.e.* $J_x \neq J_y$. Within a mean-field approach for $J_x = 1 - \delta$ and $J_y = 1 + \delta$, one obtains $2\beta_c(J_x + J_y) = 1$, giving $\beta_c = 1/4$ that is completely independent of δ , in stark contrast to the exact Onsager solution. Unlike the Ising model, the β_c obtained using a mean-field approach for the CDW transition in the Holstein model depends on δ . This occurs because the density of states at the Fermi surface is modified via the effect of δ on the band structure.

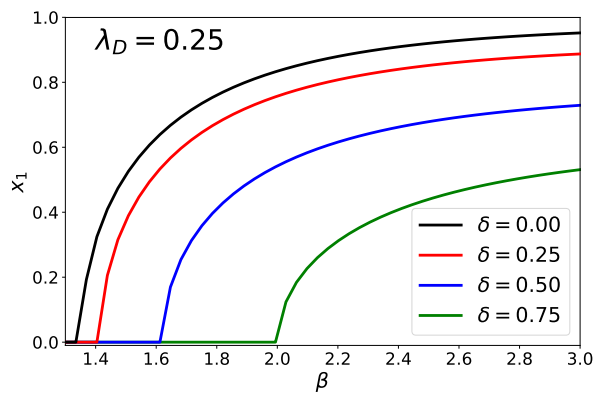


FIG. 1. The mean-field order parameter x_1 versus β for four different values of strain δ at $\lambda_D = 0.25$. The critical transition temperature $T_{\text{cdw}} = \beta_c^{-1}$ decreases with increasing strain. See Fig. 2.

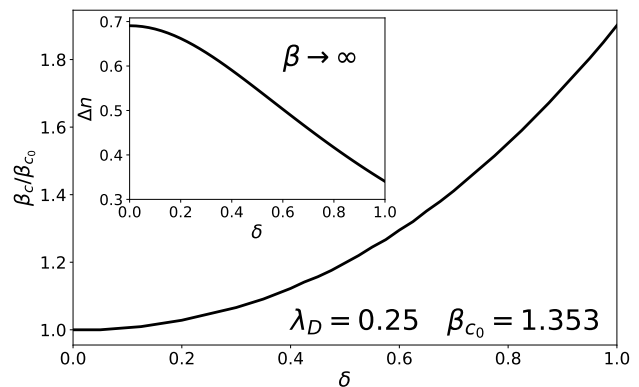


FIG. 2. The mean-field critical temperature β_c/β_{c0} versus the strain δ for $\lambda_D = 0.25$ where $\beta_{c0} = 1.353$ in the isotropic $\delta = 0$ case. The inset shows the mean-field result for the difference in electron density between the two sub-lattices Δn in the limit that $\beta \rightarrow \infty$.

IV. QUANTUM MONTE CARLO

A. Methodology

We next treat the Hamiltonian of Eq.(1) with determinant quantum Monte Carlo method^{18,27,28}. A detailed discussion of this approach may be found in reviews, such as Refs. 29–31. In evaluating the partition function $\mathcal{Z} = \text{Tr} e^{-\beta \hat{\mathcal{H}}}$, the inverse temperature is discretized into L_τ intervals of length $\beta = L_\tau \Delta\tau$. Complete sets of phonon position eigenstates $\{|x_{\mathbf{i}}(\tau)\rangle\}$ are then introduced between each incremental imaginary-time evolution operator $e^{-\Delta\tau \hat{\mathcal{H}}}$. The action of the quantum oscillator pieces in the third line of Eq. (1) on

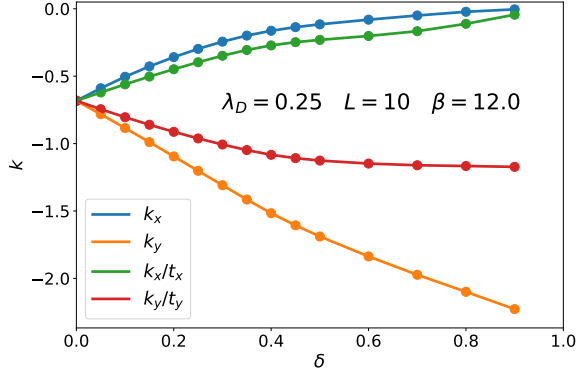


FIG. 3. The electron kinetic energies k_x and k_y are shown as functions of δ . Division by the energy scales t_x and t_y isolates the effect of anisotropy on the hopping.

$|x_i(\tau)\rangle$ leads to the usual ‘bosonic’ action,

$$S_{\text{Bose}} = \Delta\tau \left[\frac{1}{2} \omega_0^2 \sum_{i,\tau} x_i(\tau)^2 + \frac{1}{2} \sum_{i,\tau} \left(\frac{x_i(\tau+1) - x_i(\tau)}{\Delta\tau} \right)^2 \right]. \quad (3)$$

The fermionic operators appear only quadratically, and can be traced out analytically. The result is the product of the determinants of two matrices $M_\sigma(\{x_i(\tau)\})$, one for each of spin \uparrow, \downarrow . The remaining trace over the phonon field involves a sum over the classical variables $x_i(\tau)$ indexed by the two spatial and one imaginary-time directions, with a weight given by $e^{-S_{\text{Bose}}} \det M_\uparrow(\{x_i(\tau)\}) \det M_\downarrow(\{x_i(\tau)\})$. This sum is done via a Monte Carlo sampling using both single and global updates.

Because the two spin species couple in the same way to the phonon coordinates, the matrices M_σ are identical for $\sigma = \uparrow, \downarrow$. Hence the product of their determinants, which enters the weight of the configuration $\{x_i(\tau)\}$, is always positive, ensuring there is no ‘sign problem’^{32,33} at any temperature, density or Hamiltonian parameter values. Nevertheless, in order to emphasize the effects of strain, we limit our analysis to the half-filling case, *i.e.* $\langle n_{i\sigma} \rangle = \frac{1}{2}$, where a commensurate CDW phase is known to exist below a given critical temperature²⁵.

The principle limitations of DQMC, as with most Monte Carlo simulations, are finite lattice sizes and statistical error bars on the observables. One way in which finite size errors manifest in DQMC is via the discrete set of momentum points $\{\mathbf{k}\}$. Here we use antiperiodic boundary conditions for lattices with linear size $L = 6, 10$ and 14 and periodic boundary conditions for $L = 4, 8$ and 12 . This ensures that the four \mathbf{k} points $(\pm\frac{\pi}{2}, \pm\frac{\pi}{2})$ fall directly on the Fermi Surface for all lattice sizes, mitigating otherwise substantial finite size effects.

Using DQMC, we are able to access a wide variety of observables, since expectation values of fermionic operators are straightforwardly expressed in terms of

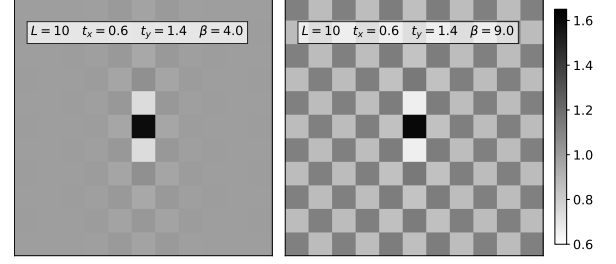


FIG. 4. Left Panel: Real space density-density correlations for a moderate strain of $\delta = 0.4$ at $T > T_{\text{cdw}}$. Note the enhanced correlations in the \hat{y} direction relative to the \hat{x} direction. Right Panel: Real space density-density correlations for $\delta = 0.4$ at $T < T_{\text{cdw}}$. Note that the oscillating checkerboard charge density pattern now persists across the entire lattice.

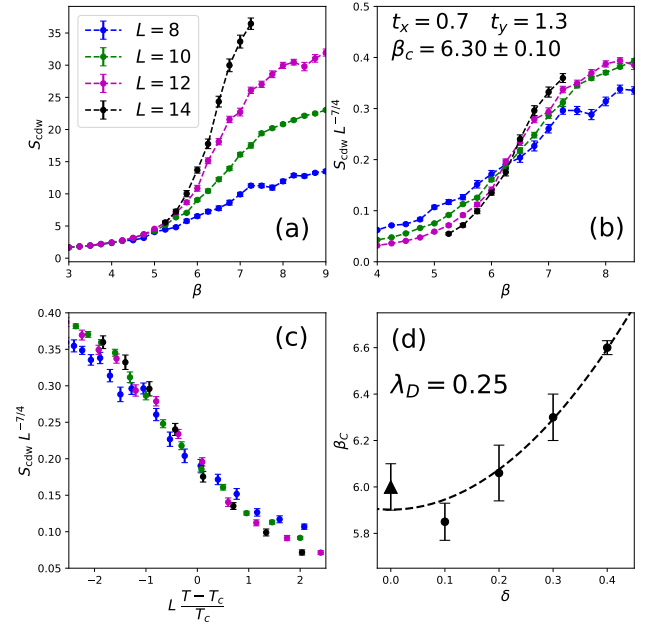


FIG. 5. Panel (a): S_{cdw} versus β for $\delta = 0.3$, $\lambda_D = 0.25$ and four different lattice size. Panel (b): A finite size scaling where the scaled structure factors $S_{\text{cdw}} L^{-\gamma/\nu}$ exhibit a crossing as a function of β for different lattice sizes L . We infer $\beta_c = 6.3 \pm 0.1$ is slightly increased from the isotropic $\beta_c = 6.0$. Panel (c): The full data collapse in which the temperature axis is also scaled by $L^{1/\nu} \left(\frac{T - T_{\text{cdw}}}{T_{\text{cdw}}} \right)$. Panel (d): β_c as a function of δ . The dashed line is a least squares fit to the data. The value of β_c at $\delta = 0$ (triangle) is from Ref. 22.

matrix elements of $G_\sigma = M_\sigma^{-1}$ and their products. In what follows, we consider first the kinetic energies in the x and y directions,

$$k_x \equiv \left\langle -t_x \sum_{\sigma} \left(\hat{d}_{i,\sigma}^\dagger \hat{d}_{i+\hat{x},\sigma} + \hat{d}_{i+\hat{x},\sigma}^\dagger \hat{d}_{i,\sigma} \right) \right\rangle$$

$$k_y \equiv \left\langle -t_y \sum_{\sigma} \left(\hat{d}_{i,\sigma}^\dagger \hat{d}_{i+\hat{y},\sigma} + \hat{d}_{i+\hat{y},\sigma}^\dagger \hat{d}_{i,\sigma} \right) \right\rangle \quad (4)$$

and the staggered CDW structure factor

$$\begin{aligned} S_{\text{cdw}} &= \frac{1}{N} \sum_{\mathbf{i}, \mathbf{r}} (-1)^{\mathbf{r}} \langle (n_{\mathbf{i}\uparrow} + n_{\mathbf{i}\downarrow}) (n_{\mathbf{i}+\mathbf{r}\uparrow} + n_{\mathbf{i}+\mathbf{r}\downarrow}) \rangle \\ &= \frac{1}{N} \sum_{\mathbf{i}, \mathbf{r}} (-1)^{\mathbf{r}} c(\mathbf{r}), \end{aligned} \quad (5)$$

which is the Fourier transform at $\mathbf{q} = (\pi, \pi)$ of the real space density correlation functions $c(\mathbf{r})$, and is proportional to the square of the order parameter when extrapolated to the thermodynamic limit. When making these measurements we use $\Delta\tau = 0.125$, which is small enough that the Trotter errors associated with the discretization of β are smaller than the statistical ones.³⁴

B. Equal-Time Correlations

The kinetic energy directly measures the effect of strain via an anisotropic hopping in the x and y directions. We will also display k_x/t_x and k_y/t_y to isolate the ‘trivial’ factor of the energy scales. Figure 3 shows the kinetic energies as functions of the hopping anisotropy δ . These evolve smoothly with δ , increasing in the y direction, for which $t_y = 1 + \delta$, and decreasing in the x direction, where $t_x = 1 - \delta$.

The real space density correlations $c(\mathbf{r})$ are given in Fig. 4 for a 10×10 lattice at temperatures both above and below T_{cdw} for anisotropy $\delta = 0.4$. For $T < T_{\text{cdw}}$ the correlations extend over the entire lattice in a checkerboard pattern expected for (π, π) ordering. However, in the $T > T_{\text{cdw}}$ case the correlations extend further in the y direction than the x direction, indicating that charge ordering forms first in the direction of enhanced hopping.

The CDW structure factor S_{cdw} is sensitive to the development of long-range charge order. At high temperature, density correlation $c(\mathbf{r})$ in the disordered phase is short ranged, and S_{cdw} is of order unity. On the other hand, in the CDW phase, density correlations extend over the entire lattice and $S_{\text{cdw}} \sim N$. This change in behavior is illustrated in Fig. 6 for different values of δ . For the isotropic case ($\delta = 0$) it occurs at an energy scale $\beta \sim 6/t$, but as δ increases, the onset of CDW order is deferred to lower temperatures.

A finite size scaling of S_{cdw} allows a more precise identification of T_{cdw} . This task is considerably simplified by the knowledge that the appropriate universality class is that of the 2D Ising model, since CDW order breaks a two-fold discrete symmetry on the square lattice^{23,25,26}. Results are shown for $\delta = 0.3$ in Fig. 5 (b). β_c is inferred from the crossing of $L^{-7/4} S_{\text{cdw}}$ for different linear lattice sizes L , and Fig. 5 (c) shows the associated collapse of the of the S_{cdw} data. Fig. 5 (d) gives β_c for the range $0.0 < \delta \lesssim 0.4$. For $\delta = 0.0$, β_c is taken from Ref. 22, which is consistent with more recent simulations using the Langevin method to evolve the phonon fields³⁵. β_c for all $\delta > 0.0$ was obtained by the associated crossing

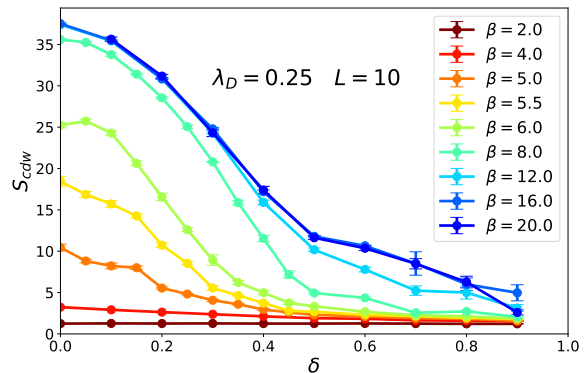


FIG. 6. CDW structure factor versus hopping anisotropy δ . The low temperature value of the CDW order parameter falls to approximately half of its isotropic value as $\delta \rightarrow 0.4$.

plots. However, as δ increases we find finite size effects increase and, as a consequence, smaller lattice sizes could no longer be used in the crossing; the ranges of lattice sizes used to extract the critical temperature for each δ are shown in the table below.

δ	0.1	0.2	0.3	0.4
L_{min}	6	8	8	10
L_{max}	12	12	14	14

One might naively expect that T_{cdw} would scale as t^2/U_{eff} , the energy scale which reflects the difference between a doubly occupied and empty site being adjacent relative to two doubly occupied or two empty sites. The kinetic energy measurement of Fig. 3 gives a sense of how this quantity varies in the x direction. At $\delta = 0.5$ it is lower by a factor of roughly three, so that T_{cdw} might be expected to be reduced by an order of magnitude from $T_{\text{cdw}} \sim t/6$ in the isotropic case. However, this almost certainly underestimates T_{cdw} as it ignores the enhancement of density correlations in the y direction. Nevertheless these estimates seem consistent with Fig. 6, which shows that it is challenging to detect CDW order $\delta \gtrsim 0.5$, even at temperatures as low as $\beta t = 24$, four times the isotropic β_c .

The small structure factors shown in Fig. 6 for large strain, even at low temperatures, reflect a significant increase in β_c as $\delta \rightarrow 1$. For $\beta t = 20$, S_{cdw} is less than $1/20$ of its value for perfect classical charge order. Some initial insight into this is given by the MFT results, where as $\beta \rightarrow \infty$ the greatly reduced value of S_{cdw} at large δ is reflected in the smallness of the MFT order parameter x_1 . In the next section, we will present data suggesting that the behavior of $N(\omega)$ provides more definitive evidence of the persistence of the CDW insulating phase even at large strain.

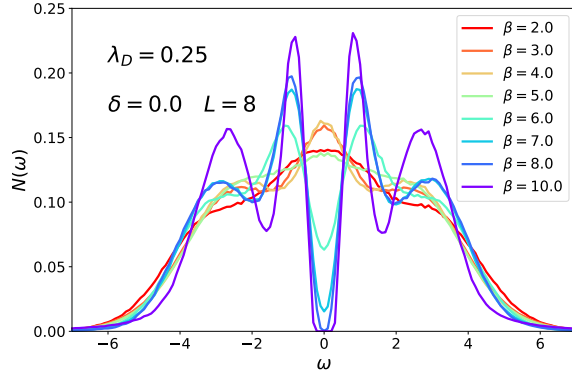


FIG. 7. Density of states for the isotropic lattice for different inverse temperatures βt . The phonon frequency $\omega_0 = t$ and electron-phonon coupling $g = t$. Finite size scaling of S_{cdw} suggests $\beta_c t = 6.0 \pm 0.1$ ²², which is consistent with the β value at which a full gap opens in $N(\omega)$.

C. Spectral Function

The spectral function can be obtained from the Green's function measurement in DQMC combined with analytic continuation³⁶ to invert the integral relation

$$G(\mathbf{k}, \tau) = \int d\omega \frac{A(\mathbf{k}, \omega) e^{-\tau\omega}}{e^{-\beta\omega} + 1} \quad (6)$$

Following the procedure discussed in Ref.37, one can evaluate the moments

$$\begin{aligned} \mu_1(\mathbf{k}) &\equiv \int d\omega \omega A(\mathbf{k}, \omega) \\ &= (\epsilon_{\mathbf{k}} - \mu) + \lambda \langle X \rangle \end{aligned} \quad (7)$$

$$\begin{aligned} \mu_2(\mathbf{k}) &\equiv \int d\omega \omega^2 A(\mathbf{k}, \omega) \\ &= (\epsilon_{\mathbf{k}} - \mu)^2 + 2\lambda(\epsilon_{\mathbf{k}} - \mu)\langle X \rangle + \lambda^2 \langle X^2 \rangle \end{aligned} \quad (8)$$

Here $\langle X \rangle$ is the phonon displacement on a spatial site, and is related to the density by $\langle X \rangle = -\lambda \langle n \rangle / \omega_0^2$. At half-filling, $\langle n \rangle = 1$ and $\mu = U_{\text{eff}} = -\lambda^2 / \omega_0^2$ so that $\mu_1(\mathbf{k}) = \epsilon_{\mathbf{k}}$. (This is the same as for the noninteracting case, since there $A(\mathbf{k}, \omega) = \delta(\omega - \epsilon_{\mathbf{k}})$.) These analytic values of the moments, in combination with a measurement of the phonon potential energy, serve as a useful check on the analytic continuation. Preliminary tests indicate analytic continuation of the imaginary-time dependent Greens function obtained from DQMC yields values for the moments in agreement with the analytic results of Eq. (8) to within a few percent.

Figure 7 shows the density of states $N(\omega)$ for the isotropic lattice. At inverse temperatures $\beta t = 2, 3, 4, 5$ (*i.e.* lower than $\beta_c t$), $N(\omega)$ has a peak at the Fermi level $\omega = 0$. Beginning at the critical inverse temperature inferred from the finite size scaling of S_{cdw} ²², $N(\omega)$ develops a gap, which provides another indication of the transition to the insulating CDW phase. Fig. 8 shows that $N(\omega)$ remains relatively unchanged under the

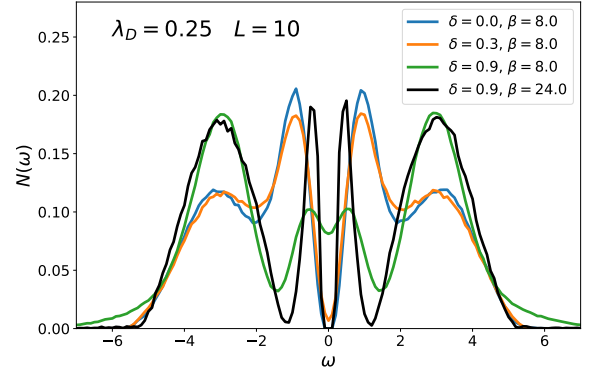


FIG. 8. Density of states comparing the isotropic lattice with small ($\delta = 0.3$) and large ($\delta = 0.9$) anisotropy. For $\delta = 0.9$ the opening of a gap is delayed until $\beta_c t \sim 20$.

influence of strain $\delta = 0.3$, consistent with the robust S_{cdw} of Fig. 6 at modest anisotropy. However, at $\delta = 0.9$ the CDW gap has been replaced by a weak minimum at $\beta t = 8$ and is only recovered at $\beta t = 24$.

The formation of a gap at $\delta = 0.9$, even though the corresponding S_{cdw} value shown in Fig. 6 is small, is strong evidence that a CDW insulating phase persists out to very large δ . It is useful to consider the two-dimensional Ising model when trying to understand this result. The Onsager solution gives a non-zero T_c for all $J_x/J_y > 0$ in the Ising model, a result consistent with the general expectation that anisotropy in the form of a weak coupling in one direction does not destroy a finite temperature second order phase transition in dimension d . The rough physical picture is that correlations will develop in the ‘strongly interacting’ directions out to a length ξ . The coordinated orientation of degrees of freedom in regions of size ξ^{d-1} then creates a large ‘effective’ coupling $J_{\text{eff}} \sim \xi^{d-1} J_{\text{small}}$ in the weakly interacting direction. As ξ grows, J_{eff} eventually boosts J_{small} . This same argument can be applied to the CDW order in the Holstein model, a claim supported by Fig. 4 showing that for $T > T_{\text{cdw}}$ density correlations first form in the direction of enhanced hopping.

V. DISCUSSION

In this work we investigated charge ordering in the Holstein model on a square lattice in the presence of anisotropic hopping, $t_x, t_y = 1 - \delta, 1 + \delta$. For $\delta \lesssim 0.3$, the transition temperature T_{cdw} remains relatively stable, only decreasing significantly for $\delta \gtrsim 0.4$. However, both the electron kinetic energies and the structure factor S_{cdw} see significant shifts for small values of δ . The suppression of S_{cdw} , especially at larger strains, mirrors the smallness of the MFT order parameter x_1 with increasing δ . Despite the smallness of S_{cdw} at low temperatures and large δ , the opening of a gap in the density of states $N(\omega)$ at $\delta = 0.90$ indicates the presence

of an insulating CDW transition even as $\delta \rightarrow 1$.

While we have focused here exclusively on the effects of anisotropic electron hopping $t_x \neq t_y$ on charge correlations and the gap in the Holstein model, it is also possible to examine the role of changes in the phonon spectra. Indeed, DFT calculations² indicate that such changes, *e.g.* enhancement of the phonon frequency with compression, are central to the onset of CDW order. Similarly, it is known from DQMC simulations that T_{cdw} exhibits a non-monotonic dependence on $\lambda_D = \lambda^2/(\omega_0^2 W)$ in the Holstein Hamiltonian²⁶. The possibility of direct connection of such model calculations to materials would require the introduction of a connection of ω_0 (and λ) to strain.

Applications of DQMC to Hamiltonians with repulsive electron-electron interactions are limited by the sign problem^{32,33}; study of Holstein or Su-Schrieffer-Heeger models with electron-phonon interactions are much less restricted. As seen here, and in other work^{23,25,26}, low enough temperatures can be reached to get a complete understanding of the CDW transition, and even of the possibility of quantum critical points^{23,26} associated with CDW transitions driven by changes in λ_D at $T = 0$. Recent work has further exhibited this flexibility of DQMC by examining the effects of phonon dispersion

on CDW order in the Holstein model²². In short, the freedom from the sign problem opens the door to incorporating additional materials details into quantum simulations of electron-phonon models and hence to the study of CDW transitions. Such rich details are much more difficult to include in studies of repulsive electron-electron interactions like the Hubbard model for which the sign problem is severe.

The density of states $N(\omega)$ gives information about the CDW gap. However, the momentum-resolved spectral function $A(\mathbf{k}, \omega)$ yields more detailed data concerning the effect of (strain) hopping anisotropy on the quasiparticle dispersion, and in particular, the possibility that gaps might develop at distinct temperatures as the momentum \mathbf{k} changes. Work to study that possibility is in progress.

Acknowledgements: The work of B.C-S. and R.T.S. was supported by the Department of Energy under grant DE-SC0014671. N.C.C. was partially supported by the Brazilian funding agencies CAPES and CNPq. E.K. acknowledges support from the National Science Foundation (NSF) under Grant No. MR-1609560. Computations were performed in part on Spartan high-performance computing facility at San José State University, which is supported by the NSF under Grant No. OAC-1626645.

-
- * bwcohenstead@ucdavis.edu
- ¹ L. Gan, L. Zhang, Q. Zhang, C. Guo, U. Schwingenschlogl, and Y. Zhao, *Phys. Chem. Chem. Phys.* **18**, 3080 (2016).
 - ² M. J. Wei, W. J. Lu, R. C. Xiao, H. Y. Lv, P. Tong, W. H. Song, and Y. P. Sun, *Phys. Rev. B* **96**, 165404 (2017).
 - ³ S. Gao, F. Flicker, R. Sankar, H. Zhao, Z. Ren, B. Rachmilowitz, S. Balachandar, F. Chou, K. S. Burch, Z. Wang, J. van Wezel, and I. Zeljkovic, *Proc. Nat. Acad. Sci.* **115**, 6986 (2018), <https://www.pnas.org/content/115/27/6986.full.pdf>.
 - ⁴ M. D. Johannes, I. I. Mazin, and C. A. Howells, *Phys. Rev. B* **73**, 205102 (2006).
 - ⁵ M. D. Johannes and I. I. Mazin, *Phys. Rev. B* **77**, 165135 (2008).
 - ⁶ A. Tsien, R. Hovden, D. Wang, Y. Kim, J. Okamoto, K. Spoth, Y. Liu, W. Lu, Y. Sun, J. Hone, L. Kourkoutis, P. Kim, and A. Pasupathy, *Proceedings of the National Academy of Sciences* **112**, 15054 (2015), <https://www.pnas.org/content/112/49/15054.full.pdf>.
 - ⁷ J. Yang, W. Wang, Y. Liu, H. Du, W. Ning, G. Zheng, C. Jin, Y. Han, N. Wang, Z. Yang, M. Tian, and Y. Zhang, *Appl. Phys. Lett.* **105**, 063109 (2014).
 - ⁸ J. Renteria, R. Samnakay, C. Jiang, T. Pope, P. Goli, Z. Yan, D. Wickramaratne, T. Salguero, A. Khitun, R. Lake, and A. Balandin, *J. Appl. Phys.* **115**, 034305 (2014).
 - ⁹ Y. Yu, F. Yang, X. Lu, Y. Yan, Y. Cho, L. Ma, X. Niu, S. Kim, Y. Son, D. Feng, S. Li, S. Cheong, X. Chen, and Z. Y., *Nat. Nanotechnol.* **10**, 270 (2015).
 - ¹⁰ M. Hollander, Y. Liu, W. Lu, L. Li, Y. Sun, J. Robinson, and S. Datta, *Nano Lett.* **15**, 1861 (2015).
 - ¹¹ R. Samnakay, D. Wickramaratne, T. Pope, R. Lake, T. Salguero, and A. Balandin, *Nano Lett.* **15**, 2965 (2015).
 - ¹² X. Xi, L. Zhao, Z. Wang, H. Berger, L. Forró, J. Shan, and K. Mak, *Nat. Nanotech.* **10**, 765 (2015).
 - ¹³ P. Chen, Y. H. Chan, X. Fang, Y. Zhang, M. Y. Chou, S. K. Mo, Z. Hussain, A. V. Fedorov, and T. C. Chiang, *Nat. Comm.* **6**, 8943 (2015).
 - ¹⁴ P. Chen, Y. Chan, M. Wong, X. Fang, M. Chou, S. Mo, Z. Hussain, A. Fedorov, and T. Chiang, *Nano Lett.* **16**, 6331 (2016).
 - ¹⁵ C. Lian, C. Si, J. Wu, and W. Duan, *Phys. Rev. B* **96**, 235426 (2017).
 - ¹⁶ D. Zhang, J. Ha, H. Baek, Y.-H. Chan, F. D. Natterer, A. F. Myers, J. D. Schumacher, W. G. Cullen, A. V. Davydov, Y. Kuk, M. Y. Chou, N. B. Zhitenev, and J. A. Stroscio, *Phys. Rev. Materials* **1**, 024005 (2017).
 - ¹⁷ P. Sengupta, A. W. Sandvik, and D. K. Campbell, *Phys. Rev. B* **65**, 155113 (2002).
 - ¹⁸ J. E. Hirsch, *Phys. Rev. B* **31**, 4403 (1985).
 - ¹⁹ V. I. Iglovikov, E. Khatami, and R. T. Scalettar, *Phys. Rev. B* **92**, 045110 (2015).
 - ²⁰ T. Holstein, *Annals of Physics* **8**, 325 (1959).
 - ²¹ W. Su, J. Schrieffer, and A. Heeger, *Phys. Rev. Lett.* **42**, 1698 (1979).
 - ²² N. C. Costa, T. Blommel, W.-T. Chiu, G. Batrouni, and R. T. Scalettar, *Phys. Rev. Lett.* **120**, 187003 (2018).
 - ²³ C. Chen, X. Xu, Z. Meng, and M. Hohenadler, *Phys. Rev. Lett.* **122**, 077601 (2019).
 - ²⁴ Z.-X. Li, M. L. Cohen, and D.-H. Lee, *arXiv:1812.10263* (2018).
 - ²⁵ M. Weber and M. Hohenadler, *Phys. Rev. B* **98**, 085405 (2018).
 - ²⁶ X. Zhang, W. Chiu, N. Costa, G. Batrouni, and

- R. Scalettar, Phys. Rev. Lett. **122**, 077602 (2019).
- ²⁷ R. Blankenbecler, D. J. Scalapino, and R. L. Sugar, Phys. Rev. D **24**, 2278 (1981).
- ²⁸ S. R. White, D. J. Scalapino, R. L. Sugar, E. Y. Loh, J. E. Gubernatis, and R. T. Scalettar, Phys. Rev. B **40**, 506 (1989).
- ²⁹ J. Gubernatis, N. Kawashima, and P. Werner, *Quantum Monte Carlo Methods: Algorithms for Lattice Models* (Cambridge University Press, 2016).
- ³⁰ F. Assaad, in *Quantum Simulations of Complex Many-Body Systems: From Theory to Algorithms*, Vol. 10, edited by J. Grotendorst, D. Marx, and A. Muramatsu (NIC Series, 2002) pp. 99–156.
- ³¹ R. R. dos Santos, Brazilian Journal of Physics **33**, 36 (2003).
- ³² E. Loh, J. Gubernatis, R. Scalettar, S. White, D. Scalapino, and R. Sugar, Phys. Rev. B **41**, 9301 (1990).
- ³³ M. Troyer and U. Wiese, Phys. Rev. Lett. **94**, 170201 (2005).
- ³⁴ R. T. Scalettar, R. M. Noack, and R. R. P. Singh, Phys. Rev. B **44**, 10502 (1991).
- ³⁵ G. G. Batrouni and R. T. Scalettar, arXiv:1808.08973 (2018).
- ³⁶ M. Jarrell and J.E.Gubernatis, Physics Reports **269**, 133 (1996).
- ³⁷ S. White, Phys. Rev. B **44**, 4670 (1991).