

Symbolic Monitoring against Specifications Parametric in Time and Data^{*}

Masaki Waga^{1,2,3}[0000-0001-9360-7490]✉, Étienne
André^{4,5,1}[0000-0001-8473-9555], and Ichiro Hasuo^{1,2}[0000-0002-8300-4650]

¹ National Institute of Informatics, Tokyo, Japan

² SOKENDAI (The Graduate University for Advanced Studies), Tokyo, Japan

³ JSPS Research Fellow

⁴ Université Paris 13, LIPN, CNRS, UMR 7030, F-93430, Villetaneuse, France

⁵ JFLI, CNRS, Tokyo, Japan

Abstract. Monitoring consists in deciding whether a log meets a given specification. In this work, we propose an automata-based formalism to monitor logs in the form of actions associated with time stamps and arbitrarily data values over infinite domains. Our formalism uses both timing parameters and data parameters, and is able to output answers symbolic in these parameters and in the log segments where the property is satisfied or violated. We implemented our approach in an ad-hoc prototype SYMON, and experiments show that its high expressive power still allows for efficient online monitoring.

Keywords: monitoring, runtime verification, parameter identification, parametric timed automata, infinite-domain data, parametric timed pattern matching

1 Introduction

Monitoring consists in checking whether a sequence of data (a log or a signal) satisfies or violates a specification expressed using some formalism. Offline monitoring consists in performing this analysis after the system execution, as the technique has access to the entire log in order to decide whether the specification is violated. In contrast, online monitoring can make a decision earlier, ideally as soon as a witness of the violation of the specification is encountered.

Using existing formalisms (e.g., the metric first order temporal logic [BKMZ15b]), one can check whether a given bank customer withdraws more than 1,000€ every week. With formalisms extended with data, one may even *identify* such customers. Or, using an extension of the signal temporal logic

^{*} This is the author version of the manuscript of the same name published in the proceedings of the 31st International Conference on Computer-Aided Verification (CAV 2019). The final version is available at www.springer.com. This work is partially supported by JST ERATO HASUO Metamathematics for Systems Design Project (No. JPMJER1603), by JSPS Grants-in-Aid No. 15KT0012 & 18J22498 and by the ANR national research program PACS (ANR-14-CE28-0002).

(STL) [BDSV14], one can ask: “is that true that the value of variable x is always copied to y exactly 4 time units later?” However, questions relating time and data using parameters become much harder (or even impossible) to express using existing formalisms: “what are the users and time frames during which a user withdraws more than half of the total bank withdrawals within seven days?” And even, can we *synthesize* the durations (not necessarily 7 days) for which this specification holds? Or “what is the set of variables for which there exists a duration within which their value is always copied to another variable?” In addition, detecting periodic behaviors without knowing the period can be hard to achieve using existing formalisms.

In this work, we address the challenging problem to monitor logs enriched with both timing information and (infinite domain) data. In addition, we significantly push the existing limits of expressiveness so as to allow for a further level of abstraction using *parameters*: our specification can be both parametric in the *time* and in the *data*. The answer to this symbolic monitoring is richer than a pure Boolean answer, as it *synthesizes* the values of both time and data parameters for which the specification holds. This allows us notably to detect periodic behaviors without knowing the period while being symbolic in terms of data. For example, we can *synthesize variable names* (data) and *delays* for which variables will have their value copied to another data within the aforementioned delay. In addition, we show that we can detect the log *segments* (start and end date) for which a specification holds.

Example 1. Consider a system updating three variables \mathbf{a} , \mathbf{b} and \mathbf{c} (i. e., strings) to values (rationals). An example of log is given in Fig. 1a. Although our work is event-based, we can give a graphical representation similar to that of signals in Fig. 1b. Consider the following property: “for any variable \mathbf{px} , whenever an update of that variable occurs, then within strictly less than \mathbf{tp} time units, the value of variable \mathbf{b} must be equal to that update”. In our formalism, a simple automaton made of 4 locations (given in Fig. 1c) can monitor this property. The *variable parameter* \mathbf{px} is compared with string values and the *timing parameter* \mathbf{tp} is used in the timing constraints. We are interested in checking for which values of the variable parameter \mathbf{px} and the timing parameter \mathbf{tp} this property is violated. This can be seen as a synthesis problem in both the variable and timing parameters. For example, $\mathbf{px} = \mathbf{c}$ and $\mathbf{tp} = 1.5$ is a violation of the specification, as the update of \mathbf{c} to 2 at time 4 is not propagated to \mathbf{b} within 1.5 time unit. Our algorithm outputs such violation by a constraint e. g., $\mathbf{px} = \mathbf{c} \wedge \mathbf{tp} \leq 2$. In contrast, the value of any signal at any time is always such that either \mathbf{b} is equal to that signal, or the value of \mathbf{b} will be equal to that value within at most 2 time units. Thus, the specification holds for any valuation of the variable parameter \mathbf{px} , provided $\mathbf{tp} > 2$.

We propose an automata-based approach to perform monitoring parametric in both time and data. We use an extension of both timed automata extended with data, and of parametric timed automata, both extended with parametric data over infinite domains. We implement our work in an ad-hoc prototype

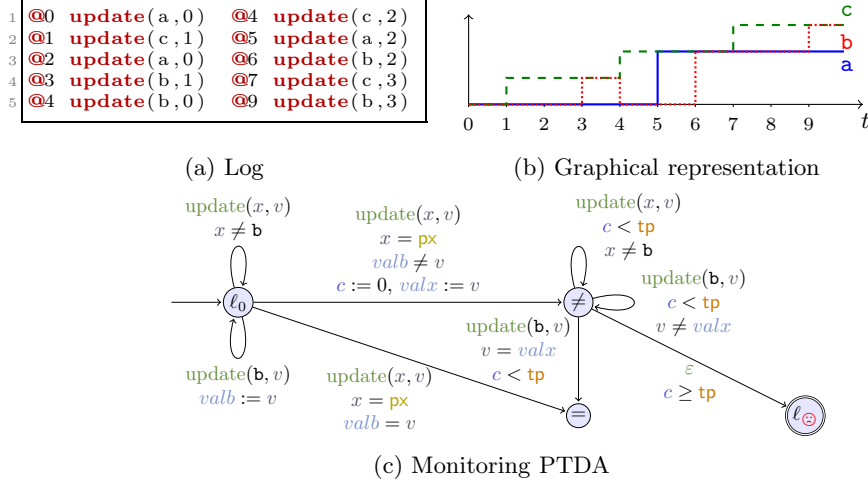


Fig. 1: Monitoring copy to b within tp time units

SYMON (relying on polyhedra to encode symbolic parameter relations) and perform experiments showing that, while our formalism allows for high expressiveness, it is also tractable even for online monitoring.

Table 1: Comparison of monitoring expressiveness

Work	[ADMN11]	[BDSV14]	[BKMZ15b]	[BKMZ15a]	[RCR15]	[HPU17]	[AHW18]	[BFM18]	This work
Timing parameters	✓	×	?	?	?	×	✓	×	✓
Data	✓	✓	✓	✓	✓	✓	×	✓	✓
Parametric data	✓	×	✓	✓	✓	✓	×	✓	✓
Memory	×	✓	✓	✓	✓	✓	×	×	✓
Aggregation	×	×	×	✓	✓	×	×	×	✓
Complete parameter identification	✓	N/A	✓/×	✓/×	N/A	N/A	✓	✓	✓

We believe our framework balances expressiveness and monitoring performance well:

1. Regarding expressiveness, comparison with the existing work is summarized in Table 1 (see Section 2 for further details).
2. Our monitoring is *complete*, in the sense that it returns a symbolic constraint characterizing *all* the parameter valuations that match a given specification.
3. We also achieve reasonable monitoring speed, especially given the degree of parametrization in our formalism.

Note that it is not easy to formally claim superiority in expressiveness: proofs would require arguments such as the pumping lemma; and such formal comparison does not seem to be a concern of the existing work. Moreover, such formal comparison bears little importance for industrial practitioners: expressivity via an elaborate encoding is hardly of practical use. We also note that, in the existing work, we often observe gaps between the formalism in a theory and the formalism that the resulting tool actually accepts. This is not the case with the current framework.

Outline After discussing related works in [Section 2](#), we introduce the necessary preliminaries in [Section 3](#), and our parametric timed data automata in [Section 4](#). We present our symbolic monitoring approach in [Section 5](#) and conduct experiments in [Section 6](#). We conclude in [Section 7](#).

2 Related works

Robustness and monitoring Robust (or quantitative) monitoring extends the binary question whether a log satisfies a specification by asking “by how much” the specification is satisfied. The quantification of the distance between a signal and a signal temporal logic (STL) specification has been addressed in, e. g., [\[FP09,DM10,Don10,DFM13,DMP17,JBG⁺18\]](#) (or in a slightly different setting in [\[ALFS11\]](#)). The distance can be understood in terms of space (“signals”) or time. In [\[ABD18\]](#), the distance also copes for reordering of events. In [\[BFMU17\]](#), the *robust pattern matching problem* is considered over signal regular expressions, by quantifying the distance between the signal regular expression specification and the *segments* of the signal. For piecewise-constant and piecewise-linear signals, the problem can be effectively solved using a finite union of convex polyhedra. While our framework does not fit in robust monitoring, we can simulate both the robustness w.r.t. time (using timing parameters) and w.r.t. data, e. g., signal values (using data parameters).

Monitoring with data The tool MARQ [\[RCR15\]](#) performs monitoring using Quantified Event Automata (QEA) [\[BFH⁺12\]](#). This approach and ours share the automata-based framework, the ability to express some first-order properties using “events containing data” (which we encode using local variables associated with actions), and data may be quantified. However, [\[RCR15\]](#) does not seem to natively support specification parametric in time; in addition, [\[RCR15\]](#) does not perform complete (“symbolic”) parameters synthesis, but outputs the violating entries of the log.

The metric first order temporal logic (MFOTL) allows for a high expressiveness by allowing universal and existential quantification over data—which can be seen as a way to express parameters. A monitoring algorithm is presented for a safety fragment of MFOTL in [\[BKMZ15b\]](#). Aggregation operators are added in [\[BKMZ15a\]](#), allowing to compute *sums* or *maximums* over data. A fragment of this logics is implemented in MONPOLY [\[BKZ17\]](#). While these works are highly expressive, they do not natively consider timing parameters; in addition, MONPOLY does not output symbolic answers, i. e., symbolic conditions on the parameters to ensure validity of the formula.

In [\[HPU17\]](#), binary decision diagrams (BDDs) are used in order to symbolically represent the observed data in QTL. This can be seen as monitoring data against a parametric specification, with a symbolic internal encoding (the BDDs of [\[HPU17,HP18\]](#) work efficiently for comparing whether a variable is equal or not equal to another, but not for comparing whether a variable is smaller than another one—which suits strings better than rationals). However, their implementation DEJAVU only outputs *concrete* answers. In contrast, we are able to

provide symbolic answers (both in timing and data parameters), e. g., in the form of union of polyhedra for rationals, and unions of string constraints using equalities ($=$) and inequalities (\neq).

Freeze operator In [BDSV14], the STL logic is extended with a freeze operator that can “remember” the value of a signal, to compare it to a later value of the same signal. This logic STL* can express properties such as “In the initial 10 seconds, x copies the values of y within a delay of 4 seconds”: $\mathbf{G}_{[0,10]} * (\mathbf{G}_{[0,4]} y^* = x)$. While the setting is somehow different (STL* operates over signals while we operate over timed data words), the requirements such as the one above can easily be encoded in our framework. In addition, we are able to *synthesize* the delay within which the values are always copied, as in Example 1. In contrast, it is not possible to determine using STL* which variables and which delays satisfy or violate the specification.

Monitoring with parameters In [ADMN11], a log in the form of a dense-time real-valued signal is tested against a parameterized extension of STL, where parameters can be used to model uncertainty both in signal values and in timing values. The output comes in the form of a subset of the parameters space for which the formula holds on the log. In [BFM18], the focus is only on signal parameters, with an improved efficiency by reusing techniques from the *robust* monitoring. Whereas [ADMN11, BFM18] fit in the framework of signals and temporal logics while we fit in words and automata, our work shares similarities with [ADMN11, BFM18] in the sense that we can express data parameters; in addition, [BFM18] is able as in our work to exhibit the segment of the log associated with the parameters valuations for which the specification holds. A main difference however is that we can use memory and aggregation, thanks to arithmetic on variables.

In [FR08], the problem of *inferring* temporal logic formulae with constraints that hold in a given numerical data time series is addressed. The method is applied to biological systems.

Timed pattern matching A recent line of work is that of timed pattern matching, that takes as input a log and a specification, and decides *where* in the log the specification is satisfied or violated. On the one hand, a line of works considers signals, with specifications either in the form of timed regular expressions [UFAM14, UFAM16, Ulu17, BFN⁺18], or a temporal logic [UM18]. On the other hand, a line of works considers timed words, with specifications in the form of timed automata [WHS17, AHW18]. We will see that our work can also encode parametric timed pattern matching. Therefore, our work can be seen as a two-dimensional extension of both lines of works: first, we add timing parameters (note that [AHW18] also considers similar timing parameters) and, second, we add data—themselves extended with parameters. That is, coming back to Example 1, [UFAM14, UFAM16, Ulu17, WHS17] could only infer the segments of the log for which the property is violated for a given (fixed) variable and a given (fixed) timing parameter; while [AHW18] could infer both the segments of the

log and the timing parameter valuations, but not which variable violates the specification.

Summary We compare related works with our work in Table 1. “Timing parameters” denote the ability to synthesize unknown constants used in timing constraints (e. g., modalities intervals, or clock constraints). “?” denotes works not natively supporting this, although it might be encoded. The term “Data” refers to the ability to manage logs over infinite domains (apart from timestamps). For example, the log in Fig. 1a features, beyond timestamps, both string (variable name) and rationals (value). Also, works based on real-valued signals are naturally able to manage (at least one type of) data. “Parametric data” refer to the ability to express formulas where data (including signal values) are compared to (quantified or unquantified) variables or unknown parameters; for example, in the log in Fig. 1a, an example of property parametric in data is to synthesize the parameters for which the difference of values between two consecutive updates of variable px is always below pv , where px is a string parameter and pv a rational-valued parameter. “Memory” is the ability to remember *past* data; this can be achieved using e. g., the freeze operator of STL*, or variables (e. g., in [RCR15,BKMZ15b,HPU17]). “Aggregation” is the ability to aggregate data using operators such as sum or maximum; this allows to express properties such as “A user must not withdraw more than \$10,000 within a 31 day period” [BKMZ15a]. This can be supported using dedicated aggregation operators [BKMZ15a] or using variables ([RCR15], and our work). “Complete parameter identification” denotes the *synthesis* of the set of parameters that satisfy or violate the property. Here, “N/A” denotes the absence of parameter [BDSV14], or when parameters are used in a way (existentially or universally quantified) such as the identification is not explicit (instead, the position of the log where the property is violated is returned [HPU17]). In contrast, we return in a *symbolic* manner (as in [ADMN11,AHW18]) the exact set of (data and timing) parameters for which a property is satisfied. “ \checkmark/\times ” denotes “yes” in the theory paper, but not in the associated tool.

3 Preliminaries

3.1 Clocks, timing parameters and timed guards

We assume a set $\mathbb{C} = \{c_1, \dots, c_H\}$ of *clocks*, i. e., real-valued variables that evolve at the same rate. A *clock valuation* is a function $\nu : \mathbb{C} \rightarrow \mathbb{R}_{\geq 0}$. We write $\mathbf{0}$ for the clock valuation assigning 0 to all clocks. Given $d \in \mathbb{R}_{\geq 0}$, $\nu + d$ denotes the valuation s.t. $(\nu + d)(c) = \nu(c) + d$, for all $c \in \mathbb{C}$. Given $R \subseteq \mathbb{C}$, we define the *reset* of a valuation ν , denoted by $[\nu]_R$, as follows: $[\nu]_R(c) = 0$ if $c \in R$, and $[\nu]_R(c) = \nu(c)$ otherwise.

We assume a set $\mathbb{TP} = \{tp_1, \dots, tp_J\}$ of *timing parameters*, i. e., unknown timing constants. A *timing parameter valuation* γ is a function $\gamma : \mathbb{TP} \rightarrow \mathbb{Q}_+$.¹

¹ We choose \mathbb{Q}_+ by consistency with most of the PTA literature, but also because, for classical PTAs, choosing $\mathbb{R}_{\geq 0}$ leads to undecidability [Mil00].

We assume $\bowtie \in \{<, \leq, =, \geq, >\}$. A *timed guard* tg is a constraint over $\mathbb{C} \cup \mathbb{TP}$ defined by a conjunction of inequalities of the form $c \bowtie d$, or $c \bowtie \text{tp}$ with $d \in \mathbb{N}$ and $\text{tp} \in \mathbb{TP}$. Given tg , we write $\nu \models \gamma(tg)$ if the expression obtained by replacing each c with $\nu(c)$ and each tp with $\gamma(\text{tp})$ in tg evaluates to true.

3.2 Variables, data parameters and data guards

For sake of simplicity, we assume a *single* infinite domain \mathbb{D} for data. The formalism defined in Section 4 can be extended in a straightforward manner to different domains for different variables (and our implementation SYMON does allow for different types). The case of *finite* data domain is immediate too. We however define this formalism in an *abstract* manner, so as to allow a sort of parameterized domain.

We assume a set $\mathbb{V} = \{v_1, \dots, v_M\}$ of *variables* valued over \mathbb{D} . These variables are internal variables, that allow an high expressive power in our framework, as they can be compared or updated to other variables or parameters. We also assume a set $\mathbb{LV} = \{lv_1, \dots, lv_O\}$ of *local variables* valued over \mathbb{D} . These variables will only be used locally along a transition in the “argument” of the action (e. g., x and v in `update(x, v)`), and in the associated guard and (right-hand part of) updates. We assume a set $\mathbb{VP} = \{\text{vp}_1, \dots, \text{vp}_N\}$ of *data parameters*, i. e., unknown variable constants.

A *data type* $(\mathbb{D}, \mathcal{DE}, \mathcal{DU})$ is made of

1. an infinite domain \mathbb{D} ,
2. a set of admissible Boolean expressions \mathcal{DE} (that may rely on \mathbb{V} , \mathbb{LV} and \mathbb{VP}), which will define the type of guards over variables in our subsequent automata, and
3. a domain for updates \mathcal{DU} (that may rely on \mathbb{V} , \mathbb{LV} and \mathbb{VP}), which will define the type of updates of variables in our subsequent automata.

Example 2. As a first example, let us define the data type for rationals. We have $\mathbb{D} = \mathbb{Q}$. Let us define Boolean expressions. A *rational comparison* is a constraint over $\mathbb{V} \cup \mathbb{LV} \cup \mathbb{VP}$ defined by a conjunction of inequalities of the form $v \bowtie d$, $v \bowtie v'$, or $v \bowtie \text{vp}$ with $v, v' \in \mathbb{V} \cup \mathbb{LV}$, $d \in \mathbb{Q}$ and $\text{vp} \in \mathbb{VP}$. \mathcal{DE} is the set of all rational comparisons over $\mathbb{V} \cup \mathbb{LV} \cup \mathbb{VP}$. Let us then define updates. First, a linear arithmetic expression over $\mathbb{V} \cup \mathbb{LV} \cup \mathbb{VP}$ is $\sum_i \alpha_i v_i + \beta$, where $v_i \in \mathbb{V} \cup \mathbb{LV} \cup \mathbb{VP}$ and $\alpha_i, \beta \in \mathbb{Q}$. Let $\mathcal{LA}(\mathbb{V} \cup \mathbb{LV} \cup \mathbb{VP})$ denote the set of arithmetic expressions over \mathbb{V} , \mathbb{LV} and \mathbb{VP} . We then have $\mathcal{DU} = \mathcal{LA}(\mathbb{V} \cup \mathbb{LV} \cup \mathbb{VP})$.

As a second example, let us define the data type for strings. We have $\mathbb{D} = \mathbb{S}$, where \mathbb{S} denotes the set of all strings. A *string comparison* is a constraint over $\mathbb{V} \cup \mathbb{LV} \cup \mathbb{VP}$ defined by a conjunction of comparisons of the form $v \approx s$, $v \approx v'$, or $v \approx \text{vp}$ with $v, v' \in \mathbb{V} \cup \mathbb{LV}$, $s \in \mathbb{S}$, $\text{vp} \in \mathbb{VP}$ and $\approx \in \{=, \neq\}$. \mathcal{DE} is the set of all string comparisons over $\mathbb{V} \cup \mathbb{LV} \cup \mathbb{VP}$. $\mathcal{DU} = \mathbb{V} \cup \mathbb{LV} \cup \mathbb{S}$, i. e., a string variable can be assigned another string variable, or a concrete string.

A *variable valuation* is a function $\mu : \mathbb{V} \rightarrow \mathbb{D}$. A *local variable valuation* is a partial function $\eta : \mathbb{LV} \rightarrow \mathbb{D}$. A *data parameter valuation* ζ is a function

$\zeta : \mathbb{VP} \rightarrow \mathbb{D}$. Given a data guard $dg \in \mathcal{DE}$, a variable valuation μ , a local variable valuation η defined for the local variables in dg , and a data parameter valuation ζ , we write $(\mu, \eta) \models \zeta(dg)$ if the expression obtained by replacing within dg all occurrences of each data parameter \mathbf{vp}_i by $\zeta(\mathbf{vp}_i)$ and all occurrences of each variable v_j (resp. local variable lv_k) with its concrete valuation $\mu(v_j)$ (resp. $\eta(lv_k)$) evaluates to true.

A parametric data update is a partial function $\text{PDU} : \mathbb{V} \rightharpoonup \mathcal{DU}$. That is, we can assign to a variable an expression over data parameters and other variables, according to the data type. Given a parametric data update PDU , a variable valuation μ , a local variable valuation η (defined for all local variables appearing in PDU), and a data parameter valuation ζ , we define $[\mu]_{\eta(\zeta(\text{PDU}))} : \mathbb{V} \rightarrow \mathbb{D}$ as follows:

$$[\mu]_{\eta(\zeta(\text{PDU}))}(v) = \begin{cases} \mu(v) & \text{if } \text{PDU}(v) \text{ is undefined} \\ \eta(\mu(\zeta(\text{PDU}(v)))) & \text{otherwise} \end{cases}$$

where $\eta(\mu(\zeta(\text{PDU}(v))))$ denotes the replacement within the update expression $\text{PDU}(v)$ of all occurrences of each data parameter \mathbf{vp}_i by $\zeta(\mathbf{vp}_i)$, and all occurrences of each variable v_j (resp. local variable lv_k) with its concrete valuation $\mu(v_j)$ (resp. $\eta(lv_k)$). Observe that this replacement gives a value in \mathbb{D} , therefore the result of $[\mu]_{\eta(\zeta(\text{PDU}))}$ is indeed a data parameter valuation $\mathbb{V} \rightarrow \mathbb{D}$. That is, $[\mu]_{\eta(\zeta(\text{PDU}))}$ computes the new (non-parametric) variable valuation obtained after applying to μ the partial function PDU valuated with ζ .

Example 3. Consider the data type for rationals, the variables set $\{v_1, v_2\}$, the local variables set $\{lv_1, lv_2\}$ and the parameters set $\{\mathbf{vp}_1\}$. Let μ be the variable valuation such that $\mu(v_1) = 1$ and $\mu(v_2) = 2$, and η be the local variable valuation such that $\eta(lv_1) = 2$ and $\eta(lv_2)$ is not defined. Let ζ be the data parameter valuation such that $\zeta(\mathbf{vp}_1) = 1$. Consider the parametric data update function PDU such that $\text{PDU}(v_1) = 2 \times v_1 + v_2 - lv_1 + \mathbf{vp}_1$, and $\text{PDU}(v_2)$ is undefined. Then the result of $[\mu]_{\eta(\zeta(\text{PDU}))}$ is μ' such that $\mu'(v_1) = 2 \times \mu(v_1) + \mu(v_2) - \eta(lv_1) + \zeta(\mathbf{vp}_1) = 3$ and $\mu'(v_2) = 2$.

4 Parametric timed data automata

We introduce here Parametric timed data automata (PTDAs). They can be seen as an extension of parametric timed automata [AHV93] (that extend timed automata [AD94] with parameters in place of integer constants) with unbounded data variables and parametric variables. PTDAs can also be seen as an extension of some extensions of timed automata with data (see e.g., [BER94, Dan03, Qua15]), that we again extend with both data parameters and timing parameters. Or as an extension of quantified event automata [BFH⁺12] with explicit time representation using clocks, and further augmented with timing parameters. PTDAs feature both timed guards and data guards; we summarize the various variables and parameters types together with their notations in Table 2.

Table 2: Variables, parameters and valuations used in guards

	timed guards		data guards		
	clock	timing parameter	(data) variable	local variable	data parameter
Variable	c	tp	v	lv	vp
Valuation	ν	γ	μ	η	ζ

4.1 Syntax

We will associate local variables with actions (which can be seen as *predicates*). Let $\text{Dom} : \Sigma \rightarrow 2^{\mathbb{L}\mathbb{V}}$ denote the set of local variables associated with each action. Let $\text{Var}(dg)$ (resp. $\text{Var}(\text{PDU})$) denote the set of variables occurring in dg (resp. PDU).

Definition 1 (PTDA). *Given a data type $(\mathbb{D}, \mathcal{DE}, \mathcal{DU})$, a parametric timed data automaton (PTDA) \mathcal{A} over this data type is a tuple $\mathcal{A} = (\Sigma, L, \ell_0, F, \mathbb{C}, \mathbb{TP}, \mathbb{V}, \mathbb{LV}, \mu_0, \mathbb{VP}, E)$, where:*

1. Σ is a finite set of actions,
2. L is a finite set of locations,
3. $\ell_0 \in L$ is the initial location,
4. $F \subseteq L$ is the set of accepting locations,
5. \mathbb{C} is a finite set of clocks,
6. \mathbb{TP} is a finite set of timing parameters,
7. \mathbb{V} (resp. \mathbb{LV}) is a finite set of variables (resp. local variables) over \mathbb{D} ,
8. μ_0 is the initial variable valuation,
9. \mathbb{VP} is a finite set of data parameters,
10. E is a finite set of edges $e = (\ell, tg, dg, a, R, \text{PDU}, \ell')$ where
 - (a) $\ell, \ell' \in L$ are the source and target locations,
 - (b) tg is a timed guard,
 - (c) $dg \in \mathcal{DE}$ is a data guard such as $\text{Var}(dg) \cap \mathbb{LV} \subseteq \text{Dom}(a)$,
 - (d) $a \in \Sigma$,
 - (e) $R \subseteq \mathbb{C}$ is a set of clocks to be reset, and
 - (f) $\text{PDU} : \mathbb{V} \rightarrow \mathcal{DU}$ is the parametric data update function such that $\text{Var}(\text{PDU}) \cap \mathbb{LV} \subseteq \text{Dom}(a)$.

The domain conditions on dg and PDU ensure that the local variables used in the guard (resp. update) are only those in the action signature $\text{Dom}(a)$.

Example 4. Consider the PTDA in Fig. 2b over the data type for strings. We have $\mathbb{C} = \{c\}$, $\mathbb{TP} = \{\text{tp}\}$, $\mathbb{V} = \emptyset$ and $\mathbb{LV} = \{f, m\}$. $\text{Dom}(\text{open}) = \{f, m\}$ while $\text{Dom}(\text{close}) = \{f\}$. ℓ_2 is the only accepting location, modeling the violation of the specification.

This PTDA (freely inspired by a formula from [HPU17] further extended with timing parameters) monitors the improper file opening and closing, i. e., a file already open should not be open again, and a file that is open should not be closed too late. The data parameter vp is used to *symbolically* monitor a given file name, i. e., we are interested in opening and closings of this file only, while other files are disregarded (specified using the self-loops in ℓ_0 and ℓ_1 with data

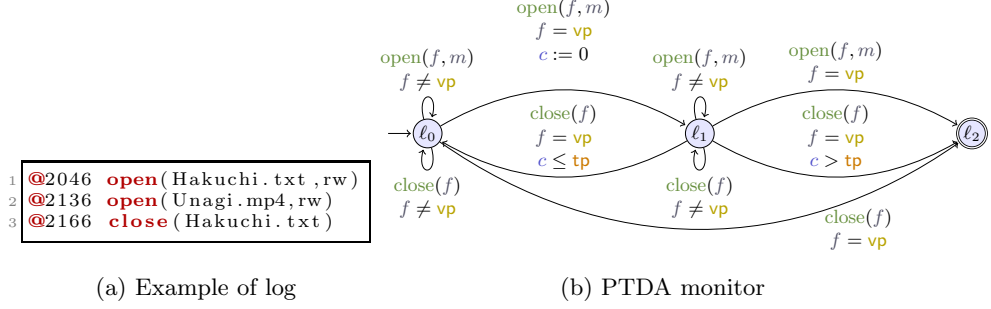


Fig. 2: Monitoring proper file opening and closing

guard $f \neq \text{vp}$). Whenever f is opened (transition from ℓ_0 to ℓ_1), a clock c is reset. Then, in ℓ_1 , if f is closed within tp time units (timed guard “ $c \leq \text{tp}$ ”), then the system goes back to ℓ_0 . However, if instead f is opened again, this is an incorrect behavior and the system enters ℓ_2 via the upper transition. The same occurs if f is closed more than tp time units after opening.

Given a data parameter valuation ζ and a timing parameter valuation γ , we denote by $\gamma|\zeta(\mathcal{A})$ the resulting *timed data automaton (TDA)*, i. e., the non-parametric structure where all occurrences of a parameter vp_i (resp. tp_j) have been replaced by $\zeta(\text{vp}_i)$ (resp. $\gamma(\text{tp}_j)$).

Note that, if $\mathbb{V} = \mathbb{L}\mathbb{V} = \emptyset$, then \mathcal{A} is a *parametric timed automaton* [AHV93] and $\gamma|\zeta(\mathcal{A})$ is a *timed automaton* [AD94].²

4.2 Semantics

We now equip our TDAs with a concrete semantics.

Definition 2 (Semantics of a TDA). *Given a PTDA $\mathcal{A} = (\Sigma, L, \ell_0, F, \mathbb{C}, \text{TP}, \mathbb{V}, \mathbb{L}\mathbb{V}, \mu_0, \mathbb{V}\mathbb{P}, E)$ over a data type $(\mathbb{D}, \mathcal{D}\mathcal{E}, \mathcal{D}\mathcal{U})$, a data parameter valuation ζ and a timing parameter valuation γ , the semantics of $\gamma|\zeta(\mathcal{A})$ is given by the timed transition system (TTS) (S, s_0, \rightarrow) , with*

- $S = L \times \mathbb{D}^M \times \mathbb{R}_{\geq 0}^H$,
- $s_0 = (\ell_0, \mu_0, \mathbf{0})$,
- \rightarrow consists of the discrete and (continuous) delay transition relations:
 1. *discrete transitions:* $(\ell, \mu, \nu) \xrightarrow{e, \eta} (\ell', \mu', \nu')$, if there exist $e = (\ell, \text{tg}, \text{dg}, a, R, \text{PDU}, \ell') \in E$ and a local variable valuation η defined exactly for $\text{Dom}(a)$, such that $\nu \models \gamma(\text{tg})$, $(\mu, \eta) \models \zeta(\text{dg})$, $\nu' = [\nu]_R$, and $\mu' = [\mu]_{\eta(\zeta(\text{PDU}))}$.
 2. *delay transitions:* $(\ell, \mu, \nu) \xrightarrow{d} (\ell, \mu, \nu + d)$, with $d \in \mathbb{R}_{\geq 0}$.

² We may need to multiply all timing constants in $\gamma|\zeta(\mathcal{A})$ by the least common multiple of their denominators, so as to obtain an equivalent (integer-valued) TA, as defined in [AD94].

Moreover we write $((\ell, \mu, \nu), (e, \eta, d), (\ell', \mu', \nu')) \in \rightarrow$ for a combination of a delay and discrete transition if $\exists \nu'' : (\ell, \mu, \nu) \xrightarrow{d} (\ell, \mu, \nu'') \xrightarrow{e, \eta} (\ell', \mu', \nu')$.

Given a TDA $\gamma|\zeta(\mathcal{A})$ with concrete semantics (S, s_0, \rightarrow) , we refer to the states of S as the *concrete states* of $\gamma|\zeta(\mathcal{A})$. A *run* of $\gamma|\zeta(\mathcal{A})$ is an alternating sequence of concrete states of $\gamma|\zeta(\mathcal{A})$ and triples of edges, local variable valuations and delays, starting from the initial state s_0 of the form $(\ell_0, \mu_0, \nu_0), (e_0, \eta, d_0), (\ell_1, \mu_1, \nu_1), \dots$ with $i = 0, 1, \dots$, $e_i \in E$, $d_i \in \mathbb{R}_{\geq 0}$ and $((\ell_i, \mu_i, \nu_i), (e_i, \eta_i, d_i), (\ell_{i+1}, \mu_{i+1}, \nu_{i+1})) \in \rightarrow$. Given such a run, the associated *timed data word* is $(a_1, \tau_1, \eta_1), (a_2, \tau_2, \eta_2), \dots$, where a_i is the action of edge e_{i-1} , η_i is the local variable valuation associated with that transition, and $\tau_i = \sum_{0 \leq j \leq i-1} d_j$, for $i = 1, 2, \dots$.³ For a timed data word w and a concrete state (ℓ, μ, ν) of a TDA $\gamma|\zeta(\mathcal{A})$, we write $(\ell_0, \mu_0, \mathbf{0}) \xrightarrow{w} (\ell, \mu, \nu)$ in $\gamma|\zeta(\mathcal{A})$ if w is associated with a run of $\gamma|\zeta(\mathcal{A})$ of the form $(\ell_0, \mu_0, \mathbf{0}), \dots, (\ell_n, \mu_n, \nu_n)$ with $(\ell_n, \mu_n, \nu_n) = (\ell, \mu, \nu)$. For a timed data word $w = (a_1, \tau_1, \eta_1), (a_2, \tau_2, \eta_2), \dots, (a_n, \tau_n, \eta_n)$, we denote $|w| = n$ and for any $i \in \{1, 2, \dots, n\}$, we denote $w(1, i) = (a_1, \tau_1, \eta_1), (a_2, \tau_2, \eta_2), \dots, (a_i, \tau_i, \eta_i)$.

A finite run is *accepting* if its last state (ℓ, μ, ν) is such that $\ell \in F$. The *language* $\mathcal{L}(\gamma|\zeta(\mathcal{A}))$ is defined to be the set of timed data words associated with all accepting runs of $\gamma|\zeta(\mathcal{A})$.

Example 5. Consider again the PTDA in Fig. 2b over the data type for strings. Let $\gamma(\text{tp}) = 100$ and $\zeta(\text{vp}) = \text{Hakuchi.txt}$. An accepting run of the TDA $\gamma|\zeta(\mathcal{A})$ is:

$(\ell_0, \emptyset, \nu_0), (e_0, \eta_0, 2046), (\ell_1, \emptyset, \nu_1), (e_1, \eta_1, 90), (\ell_1, \emptyset, \nu_2), (e_2, \eta_2, 30), (\ell_2, \emptyset, \nu_3)$, where \emptyset denotes a variable valuation over an empty domain (recall that $\mathbb{V} = \emptyset$ in Fig. 2b), $\nu_0(c) = 0$, $\nu_1(c) = 0$, $\nu_2(c) = 90$, $\nu_3(c) = 120$, e_0 is the upper edge from ℓ_0 to ℓ_1 , e_1 is the self-loop above ℓ_1 , e_2 is the lower edge from ℓ_1 to ℓ_2 , $\eta_0(f) = \eta_2(f) = \text{Hakuchi.txt}$, $\eta_1(f) = \text{Unagi.mp4}$, $\eta_0(m) = \eta_1(m) = \text{rw}$, and $\eta_2(m)$ is undefined (because $\text{Dom}(\text{close}) = \{f\}$).

The associated timed data word is $(\text{open}, 2046, \eta_0), (\text{open}, 2136, \eta_1), (\text{close}, 2166, \eta_2)$.

Since each action is associated with a set of local variables, given an ordering on this set, it is possible to see a given action and a variable valuation as a predicate: for example, assuming an ordering of \mathbb{LV} such as f precedes m , then open with η_0 can be represented as $\text{open}(\text{Hakuchi.txt}, \text{rw})$. Using this convention, the log in Fig. 2a corresponds exactly to this timed data word.

5 Symbolic monitoring against PTDA specifications

In symbolic monitoring, in addition to the (observable) actions in Σ , we employ *unobservable* actions denoted by ε and satisfying $\text{Dom}(\varepsilon) = \emptyset$. We write Σ_ε for $\Sigma \sqcup \{\varepsilon\}$. We let η_ε be the local variable valuation such that $\eta_\varepsilon(lv)$ is undefined for any $lv \in \mathbb{LV}$. For a timed data word $w = (a_1, \tau_1, \eta_1), (a_2, \tau_2, \eta_2), \dots, (a_n, \tau_n, \eta_n)$

³ The “-1” in indices comes from the fact that, following usual conventions in the literature, states are numbered starting from 0 while words are numbered from 1.

over Σ_ε , the projection $w \downarrow_\Sigma$ is the timed data word over Σ obtained from w by removing any triple (a_i, τ_i, η_i) where $a_i = \varepsilon$. An edge $e = (\ell, tg, dg, a, R, PDU, \ell') \in E$ is *unobservable* if $a = \varepsilon$, and *observable* otherwise. The use of unobservable actions makes symbolic monitoring more general, and allows us in particular to encode parametric timed pattern matching (see [Section 5.3](#)).

Example 6. Let $\Sigma = \{\mathbf{wd}\}$, $\mathbb{LV} = \{a\}$, and $Dom(\mathbf{wd}) = \{a\}$. For a timed data word $w = (\mathbf{wd}, 0.1, \eta_1), (\mathbf{wd}, 0.3, \eta_2), (\varepsilon, 0.7, \eta_3), (\mathbf{wd}, 0.9, \eta_4)$ over Σ_ε , $w \downarrow_\Sigma$ is the timed data word $w \downarrow_\Sigma = (\mathbf{wd}, 0.1, \eta_1), (\mathbf{wd}, 0.3, \eta_2), (\mathbf{wd}, 0.9, \eta_4)$ over Σ , where $\eta_1(a) = 10$, $\eta_2(a) = 10$, $\eta_3(a)$ is undefined, and $\eta_4(a) = 30$.

We make the following assumption on the PTDAs in symbolic monitoring.

Assumption 1 *The PTDA \mathcal{A} does not contain any loop of unobservable edges.*

5.1 Problem definition

Roughly speaking, given a PTDA \mathcal{A} and a timed data word w , the symbolic monitoring problem asks for the set of pairs $(\gamma, \zeta) \in (\mathbb{Q}_+)^{\mathbb{T}\mathbb{P}} \times \mathbb{D}^{\mathbb{V}\mathbb{P}}$ satisfying $w(1, i) \in \gamma|\zeta(\mathcal{A})$, where $w(1, i)$ is a prefix of w . Since \mathcal{A} also contains unobservable edges, we consider w' which is w augmented by unobservable actions.

Symbolic monitoring problem:

INPUT: a PTDA \mathcal{A} over a data type $(\mathbb{D}, \mathcal{DE}, \mathcal{DU})$ and actions Σ_ε , and a timed data word w over Σ

PROBLEM: compute all the pairs (γ, ζ) of timing and data parameter valuations such that there is a timed data word w' over Σ_ε and $i \in \{1, 2, \dots, |w'|\}$ satisfying $w' \downarrow_\Sigma = w$ and $w'(1, i) \in \mathcal{L}(\gamma|\zeta(\mathcal{A}))$. That is, it requires the *validity domain* $D(w, \mathcal{A}) = \{(\gamma, \zeta) \mid \exists w' : i \in \{1, 2, \dots, |w'|\}, w' \downarrow_\Sigma = w \text{ and } w'(1, i) \in \mathcal{L}(\gamma|\zeta(\mathcal{A}))\}$.

Example 7. Consider the PTDA \mathcal{A} and the timed data word w shown in [Fig. 1](#). The validity domain $D(w, \mathcal{A})$ is $D(w, \mathcal{A}) = D_1 \cup D_2$, where

$$D_1 = \{(\gamma, \zeta) \mid 0 \leq \gamma(\mathbf{tp}) \leq 2, \zeta(\mathbf{xp}) = c\} \text{ and } D_2 = \{(\gamma, \zeta) \mid 0 \leq \gamma(\mathbf{tp}) \leq 1, \zeta(\mathbf{xp}) = a\}.$$

For $w' = w(1, 3) \cdot (\varepsilon, \eta_\varepsilon, 2.9)$, we have $w' \in \mathcal{L}(\gamma|\zeta(\mathcal{A}))$ and $w' \downarrow_\Sigma = w(1, 3)$, where γ and ζ are such that $\gamma(\mathbf{tp}) = 1.8$ and $\zeta(\mathbf{xp}) = c$, and $w(1, 3) \cdot (\varepsilon, \eta_\varepsilon, 2.9)$ denotes the juxtaposition.

For the data types in [Example 2](#), the validity domain $D(w, \mathcal{A})$ can be represented by a constraint of finite size because the length $|w|$ of the timed data word is finite.

5.2 Online algorithm

Our algorithm is *online* in the sense that it outputs $(\gamma, \zeta) \in D(w, \mathcal{A})$ as soon as its membership is witnessed, even before reading the whole timed data word w .

Algorithm 1: Outline of our algorithm for symbolic monitoring

Input: A PTDA $\mathcal{A} = (\Sigma_\varepsilon, L, \ell_0, F, \mathbb{C}, \mathbb{TP}, \mathbb{V}, \mathbb{LV}, \mu_0, \mathbb{VP}, E)$ over a data type $(\mathbb{D}, \mathcal{DE}, \mathcal{DU})$ and actions Σ_ε , and a timed data word $w = (a_1, \tau_1, \eta_1), (a_2, \tau_2, \eta_2), \dots, (a_n, \tau_n, \eta_n)$ over Σ

Output: $\bigcup_{i \in \{1, 2, \dots, n+1\}} \text{Result}_i$ is the validity domain $D(w, \mathcal{A})$

- 1 $\text{Conf}_{-1}^u \leftarrow \emptyset; \text{Conf}_0^o \leftarrow \{(\ell_0, \mathbf{0}, \gamma, \mu_0, \zeta) \mid \gamma \in (\mathbb{Q}_+)^{\mathbb{TP}}, \zeta \in \mathbb{D}^{\mathbb{VP}}\}$
 - 2 **for** $i \leftarrow 1$ **to** n **do**
 - 3 **compute** $(\text{Conf}_{i-1}^u, \text{Conf}_i^o)$ **from** $(\text{Conf}_{i-2}^u, \text{Conf}_{i-1}^o)$
 - 4 $\text{Result}_i \leftarrow \{(\gamma, \zeta) \mid \exists(\ell, \nu, \gamma, \mu, \zeta) \in \text{Conf}_{i-1}^u \cup \text{Conf}_i^o. \ell \in F\}$
 - 5 **compute** Conf_n^u **from** $(\text{Conf}_{n-1}^u, \text{Conf}_n^o)$
 - 6 $\text{Result}_{n+1} \leftarrow \{(\gamma, \zeta) \mid \exists(\ell, \nu, \gamma, \mu, \zeta) \in \text{Conf}_n^u. \ell \in F\}$
-

Outline Let $w = (a_1, \tau_1, \eta_1), (a_2, \tau_2, \eta_2), \dots, (a_n, \tau_n, \eta_n)$ and \mathcal{A} be the timed data word and PTDA given in symbolic monitoring, respectively. Intuitively, after reading (a_i, τ_i, η_i) , our algorithm symbolically computes for all parameter valuations $(\gamma, \zeta) \in (\mathbb{Q}_+)^{\mathbb{TP}} \times \mathbb{D}^{\mathbb{VP}}$ the concrete states (ℓ, ν, μ) satisfying $(\ell_0, \mu_0, \mathbf{0}) \xrightarrow{w(1,i)} (\ell, \mu, \nu)$ in $\gamma|\zeta(\mathcal{A})$. Since \mathcal{A} has unobservable edges as well as observable edges, we have to add unobservable actions before or after observable actions in w . By Conf_i^o , we denote the configurations after reading (a_i, τ_i, η_i) and no unobservable actions are appended after (a_i, τ_i, η_i) . By Conf_i^u , we denote the configurations after reading (a_i, τ_i, η_i) and at least one unobservable action is appended after (a_i, τ_i, η_i) .

Definition 3 ($\text{Conf}_i^o, \text{Conf}_i^u$). For a PTDA \mathcal{A} over actions Σ_ε , a timed data word w over Σ , and $i \in \{0, 1, \dots, |w|\}$ (resp. $i \in \{-1, 0, \dots, |w|\}$), Conf_i^o (resp. Conf_i^u) is the set of 5-tuples $(\ell, \nu, \gamma, \mu, \zeta)$ such that there is a timed data word w' over Σ_ε satisfying the following:

1. $(\ell_0, \mu_0, \mathbf{0}) \xrightarrow{w'} (\ell, \mu, \nu)$ in $\gamma|\zeta(\mathcal{A})$,
2. $w' \downarrow_\Sigma = w(1, i)$,
3. The last action $a'_{|w'|}$ of w' is observable (resp. unobservable and its timestamp is less than τ_{i+1}).

Algorithm 1 shows an outline of our algorithm for symbolic monitoring (see Appendix A for the full version). Our algorithm incrementally computes Conf_{i-1}^u and Conf_i^o (line 3). After reading (a_i, τ_i, η_i) , our algorithm stores the partial results $(\gamma, \zeta) \in D(w, \mathcal{A})$ witnessed from the accepting configurations in Conf_{i-1}^u and Conf_i^o (line 4). (We also need to try to take potential unobservable transitions and store the results from the accepting configurations *after* the last element of the timed data word (lines 5 and 6).)

Since $(\mathbb{Q}_+)^{\mathbb{TP}} \times \mathbb{D}^{\mathbb{VP}}$ is an infinite set, we cannot try each $(\gamma, \zeta) \in (\mathbb{Q}_+)^{\mathbb{TP}} \times \mathbb{D}^{\mathbb{VP}}$ and we use a symbolic representation for parameter valuations. Similarly to the reachability synthesis of parametric timed automata [JLR15], a set of clock and timing parameter valuations can be represented by a convex polyhedron. For variable valuations and data parameter valuations, we need an appropriate

representation depending on the data type $(\mathbb{D}, \mathcal{DE}, \mathcal{DU})$. Moreover, for the termination of [Algorithm 1](#), some operations on the symbolic representation are required.

Theorem 1 (termination). *For any PTDA \mathcal{A} over a data type $(\mathbb{D}, \mathcal{DE}, \mathcal{DU})$ and actions Σ_ε , and for any timed data word w over Σ , [Algorithm 1](#) terminates if the following operations on the symbolic representation V_d of a set of variable and data parameter valuations terminate.*

1. restriction and update $\{([\mu]_{\eta(\zeta(\text{PDU}))}, \zeta) \mid \exists(\mu, \zeta) \in V_d. (\mu, \eta) \models \zeta(\text{dg})\}$, where η is a local variable valuation, PDU is a parametric data update function, and dg is a data guard;
2. emptiness checking of V_d ;
3. projection $V_d \downarrow_{\mathbb{V}\mathbb{P}}$ of V_d to the data parameters $\mathbb{V}\mathbb{P}$. □

Example 8. For the data type for rationals in [Example 2](#), variable and data parameter valuations V_d can be represented by convex polyhedra and the above operations terminate. For the data type for strings \mathbb{S} in [Example 2](#), variable and data parameter valuations V_d can be represented by $\mathbb{S}^{|\mathbb{V}|} \times (\mathbb{S} \cup \mathcal{P}_{\text{fin}}(\mathbb{S}))^{|\mathbb{V}\mathbb{P}|}$ and the above operations terminate, where $\mathcal{P}_{\text{fin}}(\mathbb{S})$ is the set of finite sets of \mathbb{S} .

5.3 Encoding parametric timed pattern matching

The symbolic monitoring problem is a generalization of the parametric timed pattern matching problem of [\[AHW18\]](#). Recall that parametric timed pattern matching aims at synthesizing timing parameter valuations and *start and end times in the log* for which a log segment satisfies or violates a specification. In our approach, by adding a clock measuring the absolute time, and two timing parameters encoding respectively the start and end date of the segment, one can easily infer the log segments for which the property is satisfied. We note that even with [Assumption 1](#), symbolic monitoring is still a generalization of parametric timed pattern matching.

Consider the DOMINANT PTDA (left of [Fig. 3](#)). It is inspired by a monitoring of withdrawals from bank accounts of various users [\[BKZ17\]](#). This PTDA monitors situations when a user withdraws more than half of the total withdrawals within a time window of $(50, 100)$. The actions are $\Sigma = \{\text{withdraw}\}$ and $\text{Dom}(\text{withdraw}) = \{n, a\}$, where n has a string value and a has an integer value. The string n represents a user name and the integer a represents the amount of the withdrawal by the user n . Observe that clock c is never reset, and therefore measures absolute time. The automaton can non-deterministically remain in ℓ_0 , or start to measure a log by taking the ε -transition to ℓ_1 checking $c = \text{tp}_1$, and therefore “remembering” the start time using timing parameter tp_1 . Then, whenever a user vp has withdrawn more than half of the accumulated withdrawals (data guard $2v_1 > v_2$) in a $(50, 100)$ time window (timed guard $c - \text{tp}_1 \in (50, 100)$), the automaton takes a ε -transition to the accepting location, checking $c = \text{tp}_2$, and therefore remembering the end time using timing parameter tp_2 .

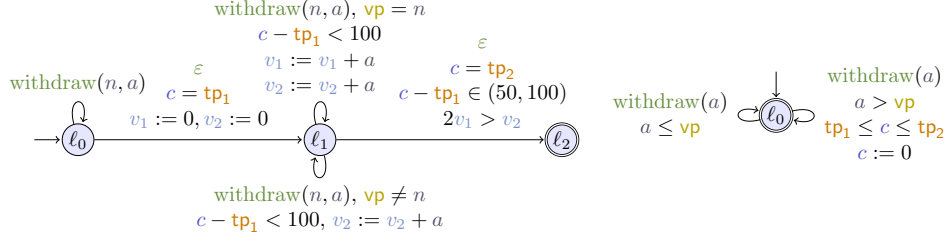


Fig. 3: PTDA in DOMINANT (left) and PERIODIC (right)

6 Experiments

We implemented our symbolic monitoring algorithm in a tool SYMON in C++ (compiled using GCC 7.3.0), where the domain for data is the strings and the integers.⁴ For the strings, we used the data type in Example 2 and for integers, we used the data type for the rationals in Example 2, where any occurrences of \mathbb{Q} are replaced by \mathbb{Z} . Our tool SYMON is distributed at <https://github.com/MasWag/symon>. We use the Parma Polyhedra Library (PPL) [BHZ08] for the symbolic representation of the valuations. We note that we employ an optimization to merge adjacent polyhedra in the configurations if possible.⁵ We evaluated our monitor algorithm against three original benchmarks: the PTDA in COPY is in Fig. 1c; and the PTDA in DOMINANT and PERIODIC are shown in Fig. 3.

We conducted the experiments on an Amazon EC2 c4.large instance (2.9 GHz Intel Xeon E5-2666 v3, 2 vCPUs, and 3.75 GiB RAM) that runs Ubuntu 18.04 LTS (64 bit).

6.1 Benchmark 1: Copy

Our first benchmark COPY is a monitoring of variable updates much like the scenario in [BDSV14]. The actions are $\Sigma = \{\text{update}\}$ and $\text{Dom}(\text{update}) = \{n, v\}$, where n has a string value representing the name of the updated variables and v has an integer value representing the updated value. We generated random timed data words of various sizes. Our set W consists of 10 timed data words of length 4,000 to 40,000.

The PTDA in COPY is shown in Fig. 1c, where we give an additional constraint $3 < \text{tp} < 10$ on tp . The property encoded in Fig. 1c is “for any variable px , whenever an update of that variable occurs, then within tp time units, the value of b must be equal to that update”.

The experiment result is in Fig. 4. We observe that the execution time is linear to the number of the events and the memory usage is more or less constant with respect to the number of events.

⁴ The use of integers is not an essential limitation. We may scale any rational number to an integer.

⁵ After consuming each entry (a_i, τ_i, η_i) of the timed word w (i.e., in line 5 of Algorithm 1), we use PPL’s `Pointset_Powerset::pairwise_reduce` function.

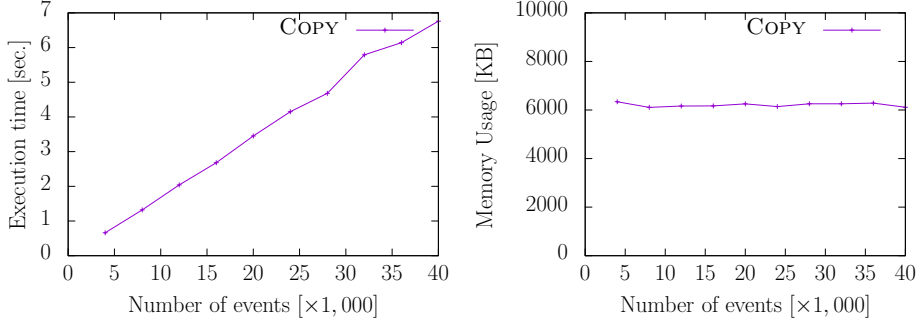


Fig. 4: Execution time (left) and memory usage (right) of COPY

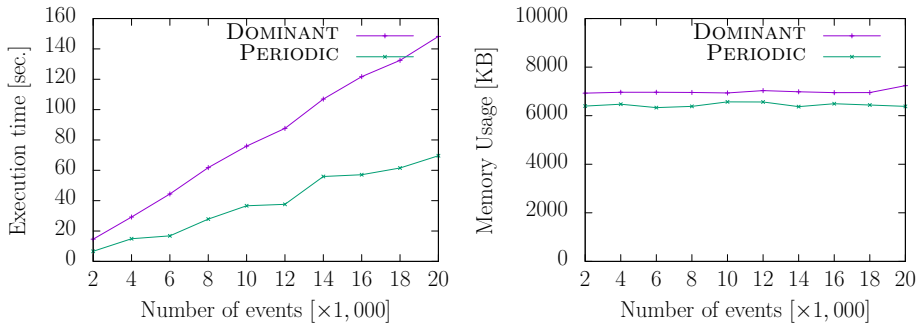


Fig. 5: Execution time (left) and memory usage (right) of DOMINANT and PERIODIC

6.2 Benchmark 2: Dominant

Our second benchmark is DOMINANT (Fig. 3 left). We generated random timed data words of various sizes, where the number of users is 3 and the duration between each withdrawal follows the uniform distribution on $\{1, 2, \dots, 10\}$. Our set W consists of 10 timed data words of length 2,000 to 20,000. Recall that this PTDA matches a situation when the amount of the withdrawal by the user vp in a certain time window is more than the half of the withdrawals by all of the users in the same time window. The time window must be between 50 and 100. The parameters tp_1 and tp_2 show the beginning and the end of the time window respectively.

The experiment result is in Fig. 5. We observe that the execution time is linear to the number of the events and the memory usage is more or less constant with respect to the number of events.

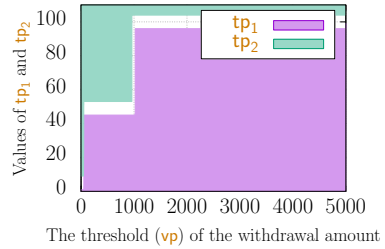
6.3 Benchmark 3: Periodic

Our third benchmark PERIODIC is inspired by a parameter identification of periodic withdrawals from one bank account. The actions are $\Sigma = \{\text{withdraw}\}$ and $Dom(\text{withdraw}) = \{a\}$, where a has an integer value representing the amount of the withdrawal. We randomly generated a set W consisting of 10 timed data

words of length 2,000 to 20,000. Each timed data word consists of the following three kinds of periodic withdrawals:

- short period** One withdrawal occurs every 5 ± 1 time units. The amount of the withdrawal is 50 ± 3 .
- middle period** One withdrawal occurs every 50 ± 3 time units. The amount of the withdrawal is 1000 ± 40 .
- long period** One withdrawal occurs every 100 ± 5 time units. The amount of the withdrawal is 5000 ± 20 .

The PTDA in PERIODIC is shown in the right of Fig. 3. The PTDA matches situations where, for any two successive withdrawals of amount more than vp , the duration between them is within $[tp_1, tp_2]$. By the symbolic monitoring, one can identify the period of the periodic withdrawals of amount greater than vp is in $[tp_1, tp_2]$. An example of the validity domain is shown in the right figure.



The experiment result is in Fig. 5. We observe that the execution time is linear to the number of the events and the memory usage is more or less constant with respect to the number of events.

6.4 Discussion

First, a positive result is that our algorithm effectively performs symbolic monitoring on more than 10,000 actions in one or two minutes even though the PTDAs feature both timing and data parameters. The execution time in COPY is 50–100 times smaller than that in DOMINANT and PERIODIC. This is because the constraint $3 < tp < 10$ in COPY is strict and the size of the configurations (i. e., $Conf_i^o$ and $Conf_i^u$ in Algorithm 1) is small. Another positive result is that in all of the benchmarks (COPY, DOMINANT, and PERIODIC), the execution time is linear and the memory usage is more or less constant in the size of the input word. This is because the size of configurations (i. e., $Conf_i^o$ and $Conf_i^u$ in Algorithm 1) is bounded due to the following reason. In DOMINANT, the loop in ℓ_1 of the PTDA is deterministic, and because of the guard $c - tp_1 \in (50, 100)$ in the edge from ℓ_1 to ℓ_2 , the number of the loop edges at ℓ_1 in an accepting run is bounded (if the duration between two continuing actions are bounded as in the current setting). Therefore, $|Conf_i^o|$ and $|Conf_i^u|$ in Algorithm 1 are bounded. The reason is similar in COPY, too. In PERIODIC, since the PTDA is deterministic and the valuations of the amount of the withdrawals are in finite number, $|Conf_i^o|$ and $|Conf_i^u|$ in Algorithm 1 are bounded.

It is clear that we can design ad-hoc automata for which the execution time of symbolic monitoring can grow much faster (e. g., exponential in the size of input word). However, experiments showed that our algorithm monitors various interesting properties in a reasonable time.

COPY and DOMINANT use data and timing parameters as well as memory and aggregation; from Table 1, no other monitoring tool can compute the valuations satisfying the specification. We however used the parametric timed model checker IMITATOR [AFKS12] to try to perform such a synthesis, by encoding the input log as a separate automaton; but IMITATOR ran out of memory (on a 3.75 GiB RAM computer) for DOMINANT with $|w| = 2000$, while SYMON terminates in 14s with only 6.9 MiB for the same benchmark. Concerning PERIODIC, the only existing work that can possibly accommodate this specification is [ADMN11]. While the precise performance comparison is interesting future work (their implementation is not publicly available), we do not expect our implementation to be vastly outperformed: in [ADMN11], their tool times out (after 10 min.) for a simple specification (“ $\mathbf{E}_{[0,s_2]} \mathbf{G}_{[0,s_1]}(x < p)$ ”) and a signal discretized by only 128 points.

For those problem instances which MONPOLY and DEJAVU can accommodate (which are simpler and less parametrized than our benchmarks), they tend to run much faster than ours. For example, in [HPU17], it is reported that they can process a trace of length 1,100,004 in 30.3 seconds. The trade-off here is expressivity: for example, DEJAVU does not seem to accommodate DOMINANT, because DEJAVU does not allow for aggregation. We also note that, while SYMON can be slower than MONPOLY and DEJAVU, it is fast enough for many scenarios of real-world online monitoring.

7 Conclusion and perspectives

Conclusion We proposed a symbolic framework for monitoring using parameters both in data and time. Logs can use timestamps and infinite domain data, while our monitor automata can use timing and variable parameters (in addition to clocks and local variables). In addition, our online algorithm can answer symbolically, by outputting all valuations (and possibly log segments) for which the specification is satisfied or violated. We implemented our approach into a prototype SYMON and experiments showed that our tool can effectively monitor logs of dozens of thousands of events in a short time.

Perspectives Combining the BDDs used in [HPU17] with some of our data types (typically strings) could improve our approach by making it even more symbolic. Also, taking advantage of the polarity of some parameters (typically the timing parameters, in the line of [BL09]) could improve further the efficiency.

We only considered *infinite* domains, but the case of *finite* domains raises interesting questions concerning result representation: if the answer to a property on the log of Fig. 1a is “neither a nor b”, knowing the domain is $\{a, b, c\}$, then the answer should be c.

From a usability point of view, adding some syntactic improvements to the PTDA will help further the ease of using by non-experts (for example allowing “`update(-b, -)`” without guard instead of the self-loop over ℓ_0 in Fig. 1c).

References

- ABD18. Eugene Asarin, Nicolas Basset, and Aldric Degorre. Distance on timed words and applications. In David N. Jansen and Pavithra Prabhakar, editors, *FORMATS*, volume 11022 of *Lecture Notes in Computer Science*, pages 199–214. Springer, 2018. [4](#)
- AD94. Rajeev Alur and David L. Dill. A theory of timed automata. *Theoretical Computer Science*, 126(2):183–235, April 1994. [8](#), [10](#)
- ADMN11. Eugene Asarin, Alexandre Donzé, Oded Maler, and Dejan Nickovic. Parametric identification of temporal properties. In *RV*, volume 7186 of *Lecture Notes in Computer Science*, pages 147–160. Springer, 2011. [3](#), [5](#), [6](#), [18](#)
- AFKS12. Étienne André, Laurent Fribourg, Ulrich Kühne, and Romain Soulat. IMITATOR 2.5: A tool for analyzing robustness in scheduling problems. In Dimitra Giannakopoulou and Dominique Méry, editors, *FM*, volume 7436 of *Lecture Notes in Computer Science*, pages 33–36. Springer, August 2012. [18](#)
- AHV93. Rajeev Alur, Thomas A. Henzinger, and Moshe Y. Vardi. Parametric real-time reasoning. In S. Rao Kosaraju, David S. Johnson, and Alok Aggarwal, editors, *STOC*, pages 592–601, New York, NY, USA, 1993. ACM. [8](#), [10](#)
- AHW18. Étienne André, Ichiro Hasuo, and Masaki Waga. Offline timed pattern matching under uncertainty. In Anthony Widjaja Lin and Jun Sun, editors, *ICECCS*, pages 10–20. IEEE CPS, 2018. [3](#), [5](#), [6](#), [14](#)
- ALFS11. Yashwanth Annpureddy, Che Liu, Georgios E. Fainekos, and Sriram Sankaranarayanan. S-TaLiRo: A tool for temporal logic falsification for hybrid systems. In Parosh Aziz Abdulla and K. Rustan M. Leino, editors, *TACAS*, volume 6605 of *Lecture Notes in Computer Science*, pages 254–257. Springer, 2011. [4](#)
- BDSV14. Lubos Brim, Petr Dluhos, David Safránek, and Tomas Vejpustek. STL*: Extending signal temporal logic with signal-value freezing operator. *Information and Computation*, 236:52–67, 2014. [2](#), [3](#), [5](#), [6](#), [15](#)
- BER94. Ahmed Bouajjani, Rachid Echahed, and Riadh Robbana. On the automatic verification of systems with continuous variables and unbounded discrete data structures. In Panos J. Antsaklis, Wolf Kohn, Anil Nerode, and Shankar Sastry, editors, *Hybrid Systems II*, volume 999 of *Lecture Notes in Computer Science*, pages 64–85. Springer, 1994. [8](#)
- BFH⁺12. Howard Barringer, Yliès Falcone, Klaus Havelund, Giles Reger, and David E. Rydeheard. Quantified event automata: Towards expressive and efficient runtime monitors. In Dimitra Giannakopoulou and Dominique Méry, editors, *FM*, volume 7436 of *Lecture Notes in Computer Science*, pages 68–84. Springer, 2012. [4](#), [8](#)
- BFM18. Alexey Bakhtirkin, Thomas Ferrère, and Oded Maler. Efficient parametric identification for STL. In *HSCC*, pages 177–186. ACM, 2018. [3](#), [5](#)
- BFMU17. Alexey Bakhtirkin, Thomas Ferrère, Oded Maler, and Dogan Ulus. On the quantitative semantics of regular expressions over real-valued signals. In Alessandro Abate and Gilles Geeraerts, editors, *FORMATS*, volume 10419 of *Lecture Notes in Computer Science*, pages 189–206. Springer, 2017. [4](#)
- BFN⁺18. Alexey Bakhtirkin, Thomas Ferrère, Dejan Nickovic, Oded Maler, and Eugene Asarin. Online timed pattern matching using automata. In David N. Jansen and Pavithra Prabhakar, editors, *FORMATS*, volume 11022 of *Lecture Notes in Computer Science*, pages 215–232. Springer, 2018. [5](#)

- BHZ08. Roberto Bagnara, Patricia M. Hill, and Enea Zaffanella. The Parma Polyhedra Library: Toward a complete set of numerical abstractions for the analysis and verification of hardware and software systems. *Science of Computer Programming*, 72(1–2):3–21, 2008. 15
- BKMZ15a. David A. Basin, Felix Klaedtke, Srdjan Marinovic, and Eugen Zalinescu. Monitoring of temporal first-order properties with aggregations. *Formal Methods in System Design*, 46(3):262–285, 2015. 3, 4, 6
- BKMZ15b. David A. Basin, Felix Klaedtke, Samuel Müller, and Eugen Zalinescu. Monitoring metric first-order temporal properties. *Journal of the ACM*, 62(2):15:1–15:45, 2015. 1, 3, 4, 6
- BKZ17. David A. Basin, Felix Klaedtke, and Eugen Zalinescu. The MonPoly monitoring tool. In Giles Reger and Klaus Havelund, editors, *RV-CuBES*, volume 3 of *Kalpa Publications in Computing*, pages 19–28. EasyChair, 2017. 4, 14
- BL09. Laura Bozzelli and Salvatore La Torre. Decision problems for lower/upper bound parametric timed automata. *Formal Methods in System Design*, 35(2):121–151, 2009. 18
- Dan03. Zhe Dang. Pushdown timed automata: a binary reachability characterization and safety verification. *Theoretical Computer Science*, 302(1-3):93–121, 2003. 8
- DFM13. Alexandre Donzé, Thomas Ferrère, and Oded Maler. Efficient robust monitoring for STL. In Natasha Sharygina and Helmut Veith, editors, *CAV*, volume 8044 of *Lecture Notes in Computer Science*, pages 264–279. Springer, 2013. 4
- DM10. Alexandre Donzé and Oded Maler. Robust satisfaction of temporal logic over real-valued signals. In Krishnendu Chatterjee and Thomas A. Henzinger, editors, *FORMATS*, volume 6246 of *Lecture Notes in Computer Science*, pages 92–106. Springer, 2010. 4
- DMP17. Jyotirmoy V. Deshmukh, Rupak Majumdar, and Vinayak S. Prabhu. Quantifying conformance using the Skorokhod metric. *Formal Methods in System Design*, 50(2-3):168–206, 2017. 4
- Don10. Alexandre Donzé. Breach, A toolbox for verification and parameter synthesis of hybrid systems. In Tayssir Touili, Byron Cook, and Paul B. Jackson, editors, *CAV*, volume 6174 of *Lecture Notes in Computer Science*, pages 167–170. Springer, 2010. 4
- FP09. Georgios E. Fainekos and George J. Pappas. Robustness of temporal logic specifications for continuous-time signals. *Theoretical Computer Science*, 410(42):4262–4291, 2009. 4
- FR08. François Fages and Aurélien Rizk. On temporal logic constraint solving for analyzing numerical data time series. *Theoretical Computer Science*, 408(1):55–65, 2008. 5
- HP18. Klaus Havelund and Doron Peled. Efficient runtime verification of first-order temporal properties. In María-del-Mar Gallardo and Pedro Merino, editors, *Model Checking Software - 25th International Symposium, SPIN 2018, Malaga, Spain, June 20-22, 2018, Proceedings*, volume 10869 of *Lecture Notes in Computer Science*, pages 26–47. Springer, 2018. 4
- HPU17. Klaus Havelund, Doron Peled, and Dogan Ulus. First order temporal logic monitoring with BDDs. In Daryl Stewart and Georg Weissenbacher, editors, *FMCAD*, pages 116–123. IEEE, 2017. 3, 4, 6, 9, 18

- JBG⁺18. Stefan Jakšić, Ezio Bartocci, Radu Grosu, Thang Nguyen, and Dejan Ničković. Quantitative monitoring of STL with edit distance. *Formal Methods in System Design*, 53(1):83–112, 2018. 4
- JLR15. Aleksandra Jovanović, Didier Lime, and Olivier H. Roux. Integer parameter synthesis for real-time systems. *IEEE Transactions on Software Engineering*, 41(5):445–461, 2015. 13, 22
- Mil00. Joseph S. Miller. Decidability and complexity results for timed automata and semi-linear hybrid automata. In Nancy A. Lynch and Bruce H. Krogh, editors, *HSCC*, volume 1790 of *Lecture Notes in Computer Science*, pages 296–309. Springer, 2000. 6
- Qua15. Karin Quaas. Verification for timed automata extended with discrete data structure. *Logical Methods in Computer Science*, 11(3), 2015. 8
- RCR15. Giles Reger, Helena Cuenca Cruz, and David E. Rydeheard. MarQ: Monitoring at runtime with QEA. In Christel Baier and Cesare Tinelli, editors, *TACAS*, volume 9035 of *Lecture Notes in Computer Science*, pages 596–610. Springer, 2015. 3, 4, 6
- UFAM14. Dogan Ulus, Thomas Ferrère, Eugene Asarin, and Oded Maler. Timed pattern matching. In Axel Legay and Marius Bozga, editors, *FORMATS*, volume 8711 of *Lecture Notes in Computer Science*, pages 222–236. Springer, 2014. 5
- UFAM16. Dogan Ulus, Thomas Ferrère, Eugene Asarin, and Oded Maler. Online timed pattern matching using derivatives. In Marsha Chechik and Jean-François Raskin, editors, *TACAS*, volume 9636 of *Lecture Notes in Computer Science*, pages 736–751. Springer, 2016. 5
- Ulu17. Dogan Ulus. Montre: A tool for monitoring timed regular expressions. In Rupak Majumdar and Viktor Kuncak, editors, *CAV, Part I*, volume 10426 of *Lecture Notes in Computer Science*, pages 329–335. Springer, 2017. 5
- UM18. Dogan Ulus and Oded Maler. Specifying timed patterns using temporal logic. In *HSCC*, pages 167–176. ACM, 2018. 5
- WHS17. Masaki Waga, Ichiro Hasuo, and Kohei Suenaga. Efficient online timed pattern matching by automata-based skipping. In Alessandro Abate and Gilles Geeraerts, editors, *FORMATS*, volume 10419 of *Lecture Notes in Computer Science*, pages 224–243. Springer, 2017. 5

A Details on our algorithm for symbolic monitoring

Intuition Intuitively, for each prefix $w(1, i)$ of w and $(\gamma, \zeta) \in (\mathbb{Q}_+)^{\text{TP}} \times \mathbb{D}^{\text{VP}}$, our algorithm checks whether $w \in \mathcal{L}(\gamma|\zeta(\mathcal{A}))$ by a breadth-first search. However, obviously we cannot try each $(\gamma, \zeta) \in (\mathbb{Q}_+)^{\text{TP}} \times \mathbb{D}^{\text{VP}}$ because $(\mathbb{Q}_+)^{\text{TP}} \times \mathbb{D}^{\text{VP}}$ is an infinite set. Moreover, we have to add unobservable actions to the timed data word w , where the timestamps and the number of unobservable actions are unknown. Therefore, we symbolically represent parameter valuations $(\gamma, \zeta) \in (\mathbb{Q}_+)^{\text{TP}} \times \mathbb{D}^{\text{VP}}$ and concrete states $(\ell, \nu, \mu) \in L \times (\mathbb{R}_{\geq 0})^{\text{C}} \times \mathbb{D}^{\text{V}}$. The procedure is much like the reachability synthesis of parametric timed automata [JLR15]. At first, we take all the parameter valuations $(\gamma, \zeta) \in (\mathbb{Q}_+)^{\text{TP}} \times \mathbb{D}^{\text{VP}}$ as candidates of $D(w, \mathcal{A})$. Then we try each edge by a breadth-first search. After each edge, we constrain the parameter valuations by the guards, and finally we obtain $D(w, \mathcal{A})$.

Notations In the pseudocode, we use V_t , V_{t+} , and V_d for symbolic representation of valuations: V_t is a set of pairs $(\nu, \gamma) \in (\mathbb{R}_{\geq 0})^{\text{C}} \times (\mathbb{Q}_+)^{\text{TP}}$ of a clock valuation and a time parameter valuation; V_{t+} is a set of triples $(\nu, \gamma, t) \in (\mathbb{R}_{\geq 0})^{\text{C}} \times (\mathbb{Q}_+)^{\text{TP}} \times \mathbb{R}_{\geq 0}$ of a clock valuation, a time parameter valuation, and an elapsed time; and V_d is a set of pairs $(\mu, \zeta) \in \mathbb{D}^{\text{V}} \times \mathbb{D}^{\text{VP}}$ of a variable valuation and a data parameter valuation. We also use CurrConf , NextConf , and CurrUConf : CurrConf and NextConf are finite sets of triples (ℓ, V_t, V_d) and CurrUConf is a finite set of triples (ℓ, V_{t+}, V_d) , where $\ell \in L$ is a location and V_t , V_d , and V_{t+} are as shown in the above. For $V_t \subseteq (\mathbb{R}_{\geq 0})^{\text{C}} \times (\mathbb{Q}_+)^{\text{TP}}$ and $t \in \mathbb{R}_{\geq 0}$, we let $V_t + t = \{(\nu + t, \gamma) \mid (\nu, \gamma) \in V_t\}$. For $V_t \subseteq (\mathbb{R}_{\geq 0})^{\text{C}} \times (\mathbb{Q}_+)^{\text{TP}}$, $V_{t+} \subseteq (\mathbb{R}_{\geq 0})^{\text{C}} \times (\mathbb{Q}_+)^{\text{TP}} \times \mathbb{R}_{\geq 0}$, and $V_d \subseteq \mathbb{D}^{\text{V}} \times \mathbb{D}^{\text{VP}}$, we denote $V_t \downarrow_{\text{TP}} = \{\gamma \mid \exists (\nu, \gamma) \in V_t\}$, $V_{t+} \downarrow_{\text{TP}} = \{\gamma \mid \exists (\nu, \gamma, t) \in V_{t+}\}$, and $V_d \downarrow_{\text{VP}} = \{\zeta \mid \exists (\mu, \zeta) \in V_d\}$. We let $\tau_0 = 0$.

Algorithm 2 is a pseudocode of our algorithm for symbolic monitoring. In **line 1** of **Algorithm 2**, we set the current configurations CurrConf to be the triple $(\ell_0, \{\mathbf{0}\} \times (\mathbb{Q}_+)^{\text{TP}}, \{\mu_0\} \times \mathbb{D}^{\text{VP}})$, which means we are at the initial location ℓ_0 , the clock (resp. variable) valuation is the initial valuation $\mathbf{0}$ (resp. μ_0), and the timing (resp. data) parameter valuations can be any valuations $(\mathbb{Q}_+)^{\text{TP}}$ (resp. \mathbb{D}^{VP}). In **lines 3** to **15**, we try unobservable transitions. In **line 3**, we set the current configurations CurrUConf for the unobservable transitions, which is essentially the same as CurrConf , but each V_t is equipped with the time elapse after the latest observable transition. The elapsed time t is used

1. to restrict the unobservable transitions between the last observable action a_{i-1} and the next observable action a_i (**line 7**) and
2. to make the time elapse to τ_i (**line 13**).

For $(\ell, V_{t+}, V_d) \in \text{CurrUConf}$, after time elapse in **line 7**, we try unobservable edges from ℓ (**lines 8** to **15**). We constrain the valuations (V_{t+}, V_d) by the guards (tg and dg) and conduct the reset and update in **lines 9** and **10**. If (V_{t+}, V_d) satisfies the guards, we add the valuations (V'_{t+}, V'_d) and the valuations after time elapse to CurrUConf and NextConf , respectively. Moreover, if $\ell' \in F$, we add the parameter valuations $(V'_{t+} \downarrow_{\text{TP}}, V'_d \downarrow_{\text{VP}})$ to Result . After trying the unobservable edges, in **lines 16** to **25**, we try observable edges. Finally, we try unobservable

Algorithm 2: Algorithm for symbolic monitoring

Input: A PTDA $\mathcal{A} = (\Sigma_\varepsilon, L, \ell_0, F, \mathbb{C}, \mathbb{TP}, \mathbb{V}, \mathbb{LV}, \mu_0, \mathbb{VP}, E)$ over a data type $(\mathbb{D}, \mathcal{DE}, \mathcal{DU})$ and actions Σ_ε , and a timed data word $w = (a_1, \tau_1, \eta_1), (a_2, \tau_2, \eta_2), \dots, (a_n, \tau_n, \eta_n)$ over Σ

Output: *Result* is the validity domain $D(w, \mathcal{A})$

```
1  $CurrConf \leftarrow \{(\ell_0, \{\mathbf{0}\} \times (\mathbb{Q}_+)^{\mathbb{TP}}, \{\mu_0\} \times \mathbb{D}^{\mathbb{VP}})\}; Result \leftarrow \emptyset$ 
2 for  $i \leftarrow 1$  to  $n$  do
3    $CurrUConf \leftarrow \{(\ell, V_t \times \{\mathbf{0}\}, V_d) \mid (\ell, V_t, V_d) \in CurrConf\}$ 
   // append the elapsed time from  $\tau_{i-1}$ 
4    $NextConf \leftarrow \emptyset$ 
5   while  $CurrUConf \neq \emptyset$  do // insert  $\varepsilon$  before  $(a_i, \tau_i, \eta_i)$ 
6     pop  $(\ell, V_{t+}, V_d)$  from  $CurrUConf$ 
7      $V_{t+} \leftarrow \{(\nu + d, \gamma, t + d) \mid (\nu, \gamma, t) \in V_{t+}, d \in \mathbb{R}_{>0}, t + d < \tau_i - \tau_{i-1}\}$ 
   // time elapse
8     for  $e = (\ell, tg, dg, \varepsilon, R, PDU, \ell') \in E$  do // try unobservable edges
9     |  $V'_{t+} \leftarrow \{([\nu]_R, \gamma, t) \mid \exists(\nu, \gamma, t) \in V_{t+}. \nu \models \gamma(tg)\}$ 
   // constrain and reset
10    |  $V'_d \leftarrow \{([\mu]_{\eta_\varepsilon(\zeta(PDU))}, \zeta) \mid \exists(\mu, \zeta) \in V_d. (\mu, \eta_\varepsilon) \models \zeta(dg)\}$ 
   // constrain and update
11    | if  $V'_{t+} \neq \emptyset$  &  $V'_d \neq \emptyset$  then
12    | | push  $(\ell', V'_{t+}, V'_d)$  to  $CurrUConf$ 
13    | | push  $(\ell', \{(\nu + \tau_i - \tau_{i-1} - t, \gamma) \mid \exists(\nu, \gamma, t) \in V'_{t+}\}, V'_d)$  to
    $NextConf$ 
14    | | if  $\ell' \in F$  then // found an accepting run
15    | | |  $Result \leftarrow Result \cup (V'_{t+} \downarrow_{\mathbb{TP}} \times V'_d \downarrow_{\mathbb{VP}})$ 
16    |  $NextConf \leftarrow NextConf \cup \{(\ell, V_t + (\tau_i - \tau_{i-1}), V_d) \mid (\ell, V_t, V_d) \in CurrConf\}$ 
   // time elapse
17    |  $(CurrConf, NextConf) \leftarrow (NextConf, \emptyset)$ 
18    | for  $(\ell, V_t, V_d) \in CurrConf$  do // use  $(a_i, \tau_i, \eta_i)$  for transition
19    | | for  $e = (\ell, tg, dg, a_i, R, PDU, \ell') \in E$  do // try observable edges
20    | | |  $V'_t \leftarrow \{([\nu]_R, \gamma) \mid \exists(\nu, \gamma) \in V_t. \nu \models \gamma(tg)\}$ 
   // constrain and reset
21    | | |  $V'_d \leftarrow \{([\mu]_{\eta_i(\zeta(PDU))}, \zeta) \mid \exists(\mu, \zeta) \in V_d. (\mu, \eta_i) \models \zeta(dg)\}$ 
   // constrain and update
22    | | | if  $V'_t \neq \emptyset$  &  $V'_d \neq \emptyset$  then
23    | | | | push  $(\ell', V'_t, V'_d)$  to  $NextConf$ 
24    | | | | if  $\ell' \in F$  then // found an accepting run
25    | | | | |  $Result \leftarrow Result \cup (V'_t \downarrow_{\mathbb{TP}} \times V'_d \downarrow_{\mathbb{VP}})$ 
26    | |  $(CurrConf, NextConf) \leftarrow (NextConf, \emptyset)$ 
27 while  $CurrConf \neq \emptyset$  do // append  $\varepsilon$  after  $(a_n, \tau_n, \eta_n)$ 
28 | pop  $(\ell, V_t, V_d)$  from  $CurrConf$ 
29 |  $V_t \leftarrow \{(\nu + d, \gamma) \mid (\nu, \gamma) \in V_t, d \in \mathbb{R}_{>0}\}$  // time elapse
30 | for  $e = (\ell, tg, dg, \varepsilon, R, PDU, \ell') \in E$  do
31 | |  $V'_t \leftarrow \{([\nu]_R, \gamma) \mid \exists(\nu, \gamma) \in V_t. \nu \models \gamma(tg)\}$  // constrain and reset
32 | |  $V'_d \leftarrow \{([\mu]_{\eta_\varepsilon(\zeta(PDU))}, \zeta) \mid \exists(\mu, \zeta) \in V_d. (\mu, \eta_\varepsilon) \models \zeta(dg)\}$ 
   // constrain and update
33 | | if  $V'_t \neq \emptyset$  &  $V'_d \neq \emptyset$  then
34 | | | push  $(\ell', V'_t, V'_d)$  to  $CurrConf$ 
35 | | | if  $\ell' \in F$  then // found an accepting run
36 | | | |  $Result \leftarrow Result \cup (V'_t \downarrow_{\mathbb{TP}} \times V'_d \downarrow_{\mathbb{VP}})$ 
```

edges after the whole timed data word in [lines 27 to 36](#). The explanation of [lines 16 to 25](#) and [lines 27 to 36](#) is essentially similar to that of [lines 3 to 15](#).

Termination Since \mathcal{A} does not have any loop of unobservable edges, CurrConf and CurrUConf are always finite sets. The valuations V_t, V'_t, V_{t+} , and V'_{t+} can be represented by convex polyhedra. The time elapse (e. g., in [line 7](#)), restriction and reset (e. g., in [line 9](#)), and projection (e. g., in [line 15](#)) are standard operations on convex polyhedra and they terminate. Therefore, if the operations on variable and data parameter valuations V_d and V'_d terminate, [Algorithm 2](#) terminates.

[Algorithm 2](#) is correct because for each $w' \in \{w''(1, i) \mid w'' \downarrow_\Sigma = w, i \in \{1, 2, \dots, |w''|\}\}$, it adds $\{(\gamma, \zeta) \mid w' \in \mathcal{L}(\gamma|\zeta(\mathcal{A}))\}$ to Result .

Theorem 2 (correctness). *For any PTDA \mathcal{A} over a data type $(\mathbb{D}, \mathcal{DE}, \mathcal{DU})$ and actions Σ_ε , and for any timed data word w over Σ , if [Algorithm 2](#) terminates, we have $\text{Result} = D(w, \mathcal{A})$ after the execution of [Algorithm 2](#). \square*

Optimization In our implementation, we also employ an optimization to merge adjacent polyhedra in the configurations NextConf if possible. Precisely, we merge (ℓ, V_t, V_d) and (ℓ', V'_t, V'_d) in NextConf whenever we have the following:

- ℓ and ℓ' are the same.
- V_t and V'_t are the same.
- The projection of V_d and V'_d to the valuations on strings are the same.
- The projection of V_d and V'_d to the valuations on integers are adjacent convex polyhedra.

Such a merge is conducted after consuming each entry (a_i, τ_i, η_i) of the timed word w i. e., in [line 26](#) of [Algorithm 2](#).

B Detailed experiment results

[Table 3](#) shows the detailed results of our experiments.

Table 3: Experiment results: each cell consists of a pair (T, M) of the execution time T [sec.] and the memory usage M [KiB] in the experiment setting.

(a) Results of COPY		(b) Results of DOMINANT and PERIODIC		
$ w $	COPY	$ w $	DOMINANT	PERIODIC
4,000	(0.66,6340)	2,000	(14.65,6928)	(6.66,6396)
8,000	(1.32,6108)	4,000	(29.22,6964)	(14.91,6472)
12,000	(2.04,6164)	6,000	(44.41,6964)	(16.82,6332)
16,000	(2.68,6168)	8,000	(61.78,6956)	(27.85,6384)
20,000	(3.45,6252)	10,000	(75.95,6936)	(36.64,6568)
24,000	(4.15,6140)	12,000	(87.63,7032)	(37.59,6564)
28,000	(4.68,6256)	14,000	(106.93,6984)	(55.93,6372)
32,000	(5.79,6256)	16,000	(121.71,6948)	(57.09,6492)
36,000	(6.14,6284)	18,000	(132.45,6952)	(61.53,6440)
40,000	(6.76,6112)	20,000	(148.22,7236)	(69.59,6384)