

A Topological Analysis of Communication Channels for Knowledge Sharing in Contemporary GitHub Projects

Jirateep Tantisuwankul^b, Yusuf Sulisty Nugroho^a, Raula Gaikovina Kula^a,
Hideaki Hata^a, Arnon Rungsawang^b, Pattara Leelaprute^b, Kenichi
Matsumoto^a

^a*Nara Institute of Science and Technology, Japan*

^b*Kasetsart University, Thailand*

Abstract

With over 28 million developers, success of GitHub collaborative platform is highlighted through the abundance of communication channels among contemporary software projects. Knowledge is broken into two forms and its transfer (through communication channels) can be described as externalization or combination by the SECI model of knowledge transfer of an organization. Over the years, such platforms have revolutionized the way developers work, introducing new channels to share knowledge in the form of pull requests, issues and wikis. It is unclear how these channels capture and share knowledge. In this research, our goal is to analyze how communication channels share knowledge over projects. First, using the SECI model, we are able to map how knowledge is transferred through the communication channels. Then in a large-scale topology analysis of seven library package platforms, we extracted insights of how knowledge is shared by different library ecosystems within GitHub. Using topology data analysis, we show that (i) channels tend to evolve over time and (ii) library ecosystems consistently have channels to capture new knowledge (i.e., externalization). Results from the study aid in understanding what channels are important sources of knowledge, also with insights into how projects can attract and sustain developer contributions.

1. Introduction

A key ingredient to the emergence and success of software projects on collaborative platforms such as GitHub¹ has been its distributed information sharing nature, which is the ability to interact and share information between software developers. With over 28 million developers and 67 million repositories, GitHub hosts a multitude of diverse developer ecosystem (also referred to as communities)². As well as hosting traditional software projects, GitHub is also the home to sometimes trivial library projects [1] and have been the focus of recent studies [2, 3, 4, 5, 6, 7, 8]. For instance, package managers like npm³ host around 700 thousand packages on GitHub. Interestingly, we find that a single npm developer could be the maintainer for hundreds of these packages.

Invested knowledge creates value during software development, especially in the context of human capital [9]. This knowledge can be represented in contemporary software through social and technical ‘*communication channels*’, mostly used to improve and maintain a project’s presence in an ecosystem. Examples of such channels include forking, pull requests, readme documentation and so on. According to the business management perspective, communication channels can be distinguished into either tacit and explicit knowledge, with its transfer being described as externalization and combination (using the SECI model [10]). In fact, open source projects heavily rely on social markers and its popularity (i.e., star counts and forks) for measuring their abilities to attract and maintain their contributors.

The research gap that this paper fills is understanding at the topological level how knowledge is shared between communication channels of contemporary projects. There has been work that has studied the social collaborations between projects, but not an analysis of multi-channels over large-scale ecosystem of libraries. A study by Storey et al. [11] showed that communities of FLOSS projects are shaped through social and communication channels (sometimes referred to as social coding). Recently, Aniche et al. [12] confirmed that news channels also play an important role in shaping and sharing knowledge among developers.

In this paper, we investigate communication channels to understand how

¹<https://github.com/>

²The survey result is available at <https://octoverse.github.com/>

³website at <https://www.npmjs.com/>

projects share knowledge at the software ecosystem level. Inspired by the knowledge-based theory of the firm [13], our hypothesis is to validate the underlying theory behind the transferable of knowledge within these library ecosystems, and to investigate how ecosystems influence social practices within and outside their ecosystems. To achieve our goal that is to analyze how communication channels share knowledge over projects, we first identify different knowledge forms of channels in over 210 thousand library projects from seven different library ecosystems. We then explore the evolution of these channels and distinguish differences between these seven ecosystems. Similar to a study by Lertwittayatrai et al. [14], we use topological data analysis to generate topologies that cover three years (i.e., 2015 to 2017).

Results show that channels evolve over time and library ecosystems consistently have channels to capture new knowledge (i.e., externalization knowledge). Insights from the study are not only applicable to developers that want to contribute to a project, but also for managers of software projects that either plan to (i) start a new project (ii) migrate across to another ecosystem, (ii) or reshape their projects. Insights from the study aid in understanding what channels are important sources of knowledge, with insights into how projects can attract and sustain developer contributions. The contributions of the study are three-fold. First, we present a manual identification of externalization and combination for channels forms in software projects. The second contribution is a large-scale study of channels for software projects over seven ecosystems. The third contribution is a topological analysis of software library projects for seven different software ecosystems.

The rest of the paper is organized as follows. Section 2 describes our initial work to classify the communication channels into tacit or explicit. Section 3 details our experiments using the topological data analysis of the seven GitHub library ecosystems. Section 4 is the evaluation of our topological data analysis technique. Section 5 discuss the implication of the experimental results, with Section 6 defining the threats of validity. We present the related works in Section 7, and finally conclude the papers and summarize potential avenues for future work in Section 8. The replication package that contains all the dataset and experiment details are accessible from https://github.com/NAIST-SE/TDA_Communication_Channels.

2. Preliminary Study: Communication Channels and Knowledge Sharing in Software Projects

Before we proceed with the study, we first carried out a preliminary study to first understand what knowledge exists and is transferred through the communication channels.

2.1. Motivation

The study of knowledge sharing has had an impact in fields like Sharing Architectural Knowledge [15, 16], where architectural decision-making and has been shown to increase project consistency, coordination, and communication coherence over time. To understand knowledge sharing (transfer), we apply and distinguish different knowledge forms to communication channels. We use existing models of knowledge and how they are transferred. We carry out an empirical study to analyze and answer the formulated research question: ***PS₁: Are we able to distinguish knowledge within the communication channels of GitHub projects?***

2.2. Approach

Our approach to answer the preliminary study question is through analysis of historical information. We first carried-out an investigation of possible communication channels, which we then methodologically classify into the different knowledge forms. We then use the SECI model to understand the knowledge transfer within these channels.

As shown in Table 1, there are two knowledge forms [17, 18, 10]. The first is tacit knowledge (know-how) where the knowledge is embedded in the human mind through experience and jobs. Personal wisdom and experience, context-specific are more difficult to extract and codify. In addition, tacit knowledge includes insights and intuitions. The second is explicit knowledge (know-that) which is codified and digitized in books, documents, reports, memos, etc. This type of knowledge is easily identified, articulated, shared and employed that can facilitate action.

To classify the transfer of knowledge within each communication channel, we used the SECI knowledge model. Nonaka and Takeuchi's SECI model is a model of knowledge dimensions that describes the transformation of tacit

⁴https://www.tlu.ee/~sirvir/Information%20and%20Knowledge%20Management/Key_Concepts_of_IKM/tacit_and_explicit_knowledge.html

Table 1: Distinctions between Tacit and Explicit Knowledge⁴

Tacit Knowledge	Explicit Knowledge
T1: Subjective, cognitive, experiential learning	E1: Objective, rational, technical
T2: Personal	E2: Structured
T3: Context sensitive/specific	E3: Fixed content
T4: Dynamically created	E4: Context independent
T5: Internalized	E5: Externalized
T6: Difficult to capture and codify	E6: Easily documented
T7: Difficult to share	E7: Easy to codify
T8: Has high value	E8: Easy to share
T9: Hard to document	E9: Easily to transferred/taught/learned
T10: Hard to transfer/teach/learn	E10: Exists in high volumes
T11: Involves a lot of human interpretation	

Table 2: Taken from Nonaka and Takeuchi [10], four dimensions of knowledge transfer

Dimension	Knowledge Transfer	Description
Socialization	Tacit to Tacit	Social interaction as tacit to tacit knowledge transfer
Externalization	Tacit to Explicit	Articulating tacit knowledge through dialogue and reflection. When tacit knowledge is made explicit, knowledge is crystallized, thus allowing it to be shared by others, and it becomes the basis of new knowledge
Combination	Explicit to Explicit	Systemizing and applying explicit knowledge and information
Internalization	Explicit to Tacit	Learning and acquiring new tacit knowledge in practice

and explicit knowledge into organizational knowledge [10]. Since it was first introduced by Nonaka [19], SECI model has been used in many area of studies. Dávideková et al. [20] used SECI model to analyze various information and communication technology (ICT) tools in bridging virtual collaboration between team members without their physical presence. In comparison with traditional teams that requires the presence of individuals, virtual collaboration demands the motivation of team members, support from team leader, and appropriate technology. Therefore, the preference of such suitable ICT tools for each activity in organizations is necessary. As shown in Table 2, SECI model contains four dimensions of knowledge which together form the acronym “SECI”. Since all communication channels are explicit, we focus specifically on the *externalization* and *combination* in our classifications.

Table 3: Seven Library Package Platform Ecosystems

Library Package Manager	Programming Language	Typical Usage Domain	# Stars			
			Min	Max	Median	Mean
Go	GoLang	Developed by Google Applications	592	92,227	6,866.24	2,559
npm	nodeJS JavaScript	Web Services	569	122,630	8,479.49	3,372
Packagist	PHP	Server-side web develop- ment	8	122,630	194.13	23
RubyGems	Ruby	Web Applications	11	90,383	433.96	48
PyPI	Python	General scripting	10	122,630	439.77	39
Bower	JavaScript	Web Services	5	122,630	866.11	43
Maven	Java-based languages	Languages that use Java Virtual Machine	107	122,630	1,755.45	454

The identification of knowledge within communication channels was performed by a group consensus among three of the authors, with rationale clearly aligned with the formal definitions.

2.3. Data Collection

For the preliminary study, the authors used the `libraries.io`⁵ collection of GitHub software projects. This dataset includes various communication channels and covers the largest range of ecosystems. According to its website, `libraries.io` indexes data from over 3 million library packages from 36 package managers. Package managers represent different ecosystems of libraries. For example, libraries belonging to the nodeJS package manager (npm) are part of the bigger JavaScript ecosystem of projects. Furthermore, `libraries.io` also monitors and stores package releases, analyzes each project’s code, ecosystem, distribution and documentation, and we map the relationships between packages. Our dataset has also been used in recent empirical studies [7, 8].

As shown in Table 3, the collected raw dataset from `libraries.io` shows the top seven popular library ecosystems that reside in GitHub. We chose these 7 out of the 36 ecosystem as due to the large number of top stars. In detail, Go⁶ is a package manager in GoLang programming language which is developed by Google. The npm⁷ and Bower⁸ which are renowned for

⁵<https://libraries.io/data>

⁶<https://golang.org/>

⁷<https://www.npmjs.com/>

⁸<https://bower.io/>

the JavaScript are mostly used in the website development. Similar to the npm and Bower, Packagist⁹ is very common for the website development but in server-side. The language used for this package is PHP. Meanwhile, RubyGems¹⁰ is a framework of library management contains functions that can be called by a Ruby program. Finally, the python-based library manager, PyPI¹¹ works for writing script in general, while the Java-based language that use Java Virtual Machine (JVM) is Maven¹².

2.4. Analysis

Answering PS₁: Using the collected dataset, the authors surveyed and extracted historical evidence of any collaborations of software projects and then labelled each channel. The manual labelling was performed by one author and later validated by other co-authors. As shown in Table 4, the author browse the source for the GitHub definition of the channel and then randomly selecting a project, the author used Table 1 to label the distinctions for each channel. Since there was a random project each time, there was a total of 13 random projects manually investigated. Finally, all agreed distinctions are used to validate the dimension of knowledge for each channel.

2.5. Results

We now present the results of classifying knowledge of each channel.

2.5.1. ***PS₁: Are we able to distinguish knowledge within the communication channels of GitHub projects?***

Yes, we are able to distinguish knowledge forms channels in software projects.

Table 4 shows that channels with tacit forms of knowledge being externalized (i.e., externalized dimension of SECI). We find that the number of forks was a mix of tacit and explicit forms. This is because they might be affected after some technical motivations appear, for example the different of technical views, technical objectives, or even a new specialization [21]. Similarly, we find that the security audit could also be labelled as a tacit knowledge.

⁹<https://packagist.org/>

¹⁰<https://rubygems.org/>

¹¹<https://pypi.org/>

¹²<https://maven.apache.org/>

Table 4: Summary of 13 channels classified with rationale.

Dimensions	Channels	Tacit & Explicit Distinction (Table 1)	Rationale	Sources
Externalization	Fork	T2, T4, T6	Project is a copy of another project	https://help.github.com/en/articles/about-forks
	# of Open Issues	T5, T11	Measure of developer workloads	https://help.github.com/en/articles/opening-an-issue-from-code
	# of Forks	T2, T10, E1	Measure of other projects related this project	https://help.github.com/en/articles/fork-a-repo
	Security Audit	T3, T11, E1	Projects conducts security audits	https://help.github.com/en/articles/reviewing-the-audit-log-for-your-organization
Combination	Wiki	E8, E9	Knowledge is shared on a Wiki	https://help.github.com/en/articles/about-wikis
	Changelog	E3, E6, E8	Documents all changes to the source code	https://github.blog/2018-05-03-introducing-the-github-changelog/
	Issue Tracker	E1, E2, E6	Project explicitly states issues in an Issue Tracking System	https://en.wikipedia.org/wiki/Issue_tracking_system
	GitHub Pages	E8, E9	Knowledge is shared as a web page	https://help.github.com/en/articles/what-is-github-pages
	Readme	E3, E9	Knowledge is put on the GitHub front page	https://help.github.com/en/articles/about-readmes
	Contributing Guidelines	E5, E6, E8, E9	Knowledge is put for newcomers to the project	https://help.github.com/en/articles/setting-guidelines-for-repository-contributors
	License	E5, E6	Project documents knowledge of licensing	https://help.github.com/en/articles/licensing-a-repository
	Code of Conduct	E4, E6, E9	Project documents Code of Conduct regulations	https://help.github.com/en/articles/adding-a-code-of-conduct-to-your-project
	Security Threat Model	E4, E6, E9	Projects documents security regulations	http://www.agilemodeling.com/artifacts/securityThreatModel.htm

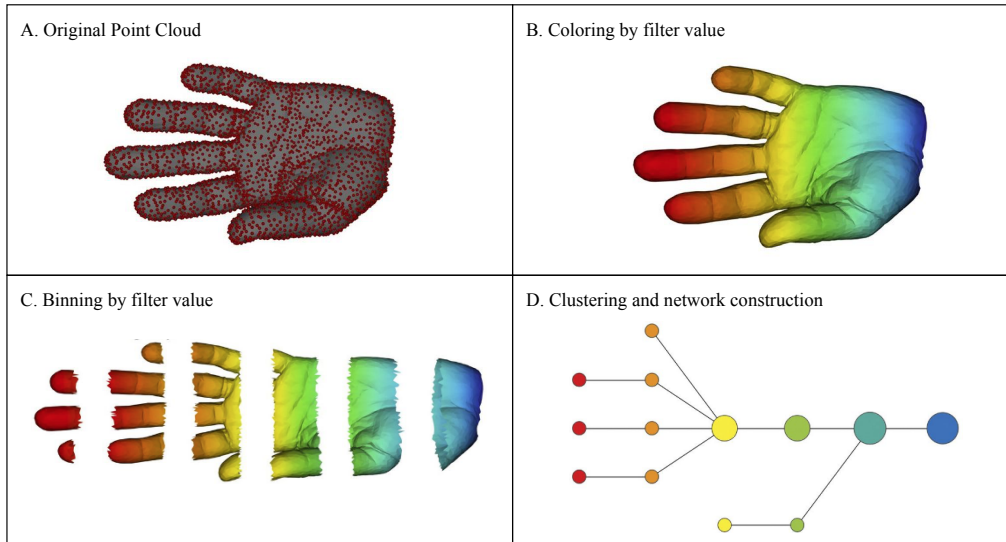


Figure 1: Taken from Lum et al. [23], A) 3D object (hand) represented as a point cloud, B) A filter value is applied to the point cloud and the object is then colored by the values of the filter function, C) The dataset is binned by filter value, D) Each bin is clustered and a network is built. Within each cluster, groups of nodes determine the shape.

This is because when preparing the code audit, the interpretation of some people from different management (e.g. senior leader, technical managers) are necessary to decide the strategy, policy and the process related to the management. Thus, the developers can provide the guidelines to minimize the risks when developing software [22].

3. A Topological Analysis of Communication Channels Across GitHub Ecosystems

Taking the results from the preliminary study, we are now able to study the knowledge topology of these channels. This topology mapping analysis presents a visual representation of channels within and across projects in the GitHub ecosystems.

3.1. Topological Data Analysis

Due to the vast amount of data and the different communication channels, we apply the Topological Data Analysis (TDA) technique. TDA is an

approach to extract meaningful information from such data that is insensitive to the chosen metric, high-dimensional, noisy and incomplete without initiating a query or hypothesis [24]. TDA has been employed in many research fields for data exploration and mapping. Lum et al. [24] showed the significance of understanding the “shape” of data by implemented topology to analyze three different types of data: data of breast tumors to show gene expression, data of voting behavior from members of the United States House of Representatives and performance data of the NBA players. In software engineering, TDA was also applied in a study of software testing by Costa et al. [25]. Similar to Lertwittayatrai et al. [14], a topology of the dataset is generated to provide a visual interpretation of multi-dimensions data analysis.

Figure 1 provides an example of how a TDA is constructed. TDA assumes a choice of a filter or its combination that can be viewed as a map to a space of metric to provides insights based on clustering the various subsets of the dataset related the choices of filter values. As shown, each node is represented as a set of data points, and the connection between nodes occurs if and only if their corresponding collections of data points have a point in common. The topology is constructed by clusters of nodes (i.e., nodes connected together). Then within the cluster, we can find groups of nodes that form a shape of the dataset. The density of the nodes and their shape gives an indication of the dominant of the features. Tailored to our study, each point is a project that are clustered according to the different features extracted in the preliminary study. The use of color highlights the dominance of a feature, which indicates high occurrence of that channel.

3.2. Motivation

Our motivation for the topological mapping study is to present a representation and overview of channels that exists within large-scale ecosystems. As such we formulated two research questions. For the first research question we would like to investigate (a) how channels evolves and (b) whether or not the ecosystem that a project belongs to influences the mechanisms used for channels. As such, formulate (H_1) is to test whether or not ‘*Younger projects depict a change in the knowledge forms when compared to older projects*’. As a result, the first research question is formulated as follows: ***RQ₁: Do communication channels change over time?***

Second, we take a more ecosystem internal that we would like to understand whether there are differences in knowledge between different ecosys-

tems. We then test whether or not *‘library ecosystems employ common channels requirements’*. Hence, we formulated this second research question: ***RQ₂: Do communication channels differ within ecosystems?***

3.3. Approach

Our approach to answer the two research questions is through the TDA mapping technique. The TDA mapper algorithm [26] uses combinatorial representations of geometric information about high-dimensional point cloud data, which is implemented with the Knotter tool [26]. The tool provides a common framework which includes the notions of density clustering trees, disconnectivity graphs, and Reeb graphs, but which substantially generalizes all three. We use the t-Distributed Stochastic Neighbor Embedding (t-SNE) [27], a technique for dimensionality reduction and clustering, and our defined features as the filters for the visualization construction.

For RQ₁, we analyze the map by identifying the most dense clusters (i.e., majority of projects) and then find the dominant features for those clusters. For RQ₂, to find dominant features, we identify groups of nodes within the cluster and label.

3.4. Data Collection

As with the preliminary study, the same dataset from `libraries.io` was used in our experiments. The results of the preliminary study in Table 4 were used as feature inputs in the topological mapper construction. For RQ₁, we selected only projects between 2015 and 2017 because (i) they contained the youngest projects and (ii) all seven ecosystems had sufficient sample projects within this time period. Part of the data preparation involved normalizing each of the 13 features into a value that ranges from 0 to 1. Based on the type column in Table 4, we normalize the int, string and boolean values. For integers, we calculate the ratio of the $X_{i,j,k}$ and $X_{i,j,max}$ which $X_{i,j,k}$ is the value of feature i in project k which is in platform j and $X_{i,j,max}$ is the maximum value of feature i in platform j . For boolean and string types, we represent 1 to them if the value is TRUE that indicates the channel exists. On the other hand, represent as 0 if the project does not use that channel. The tool limited the maximum number of projects selected to 10,000, which resulted in selecting the top 10,000 most popular projects (based on the star count).

3.5. Analysis

Table 5 shows that on average we used up to 30,000 projects for each of the seven ecosystems from the libraries.io¹³. Note that for RQ_1 , we prepared an evolutionary set of topologies, dividing the dataset into three time periods (i.e., 2015, 2016 and 2017). Generation is approximated at up to 20–70 minutes for each of the 28 topologies.

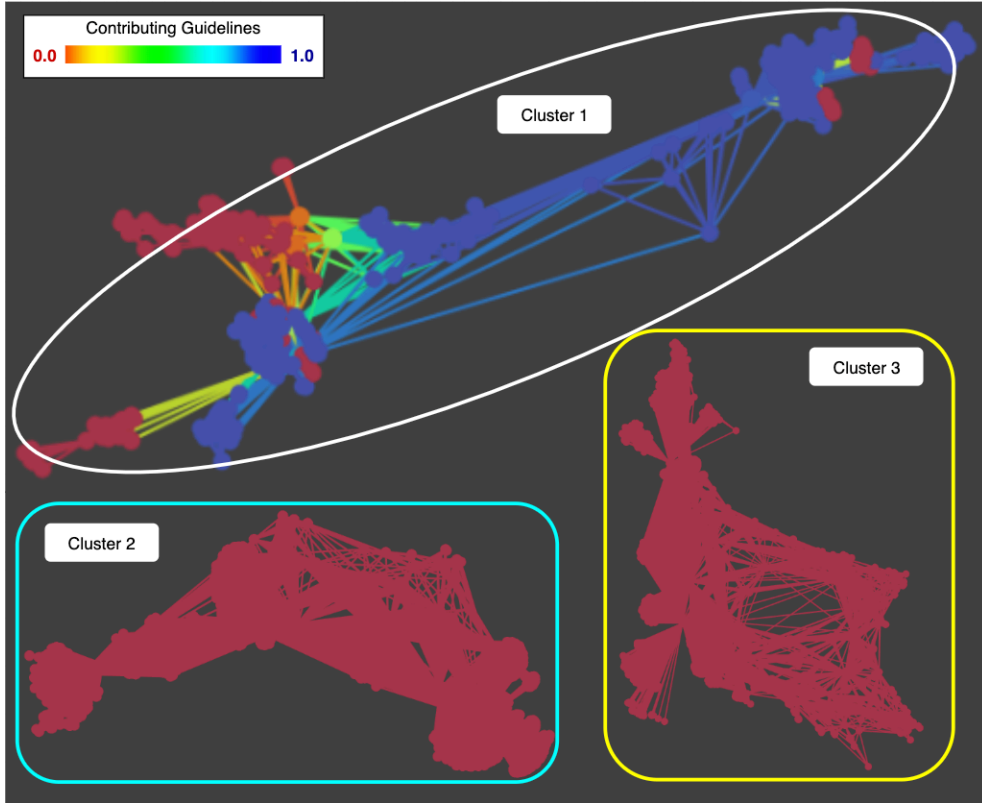
Table 5: Statistics of Generated Topologies including the Topology Build-time

Library Ecosystem	Pop. Size	RQ ₁ #proj. created 2015	RQ ₁ #proj. created 2016	RQ ₁ #proj. created 2017	RQ ₂ #proj.
Go	743,841	10,000	10,000	509	20,000
npm	447,306	10,000	10,000	10,000	20,000
Packagist	176,608	10,000	10,000	10,000	20,000
RubyGems	93,377	10,000	10,000	8,611	20,000
PyPI	69,895	10,000	10,000	10,000	20,000
Bower	64,271	10,000	10,000	6,472	20,000
Maven	62,654	10,000	7,526	428	20,000
build-time per topology (mins.)		35.03	29.60	20.22	70
Totals	1,657,952	70,000	67,526	46,020	

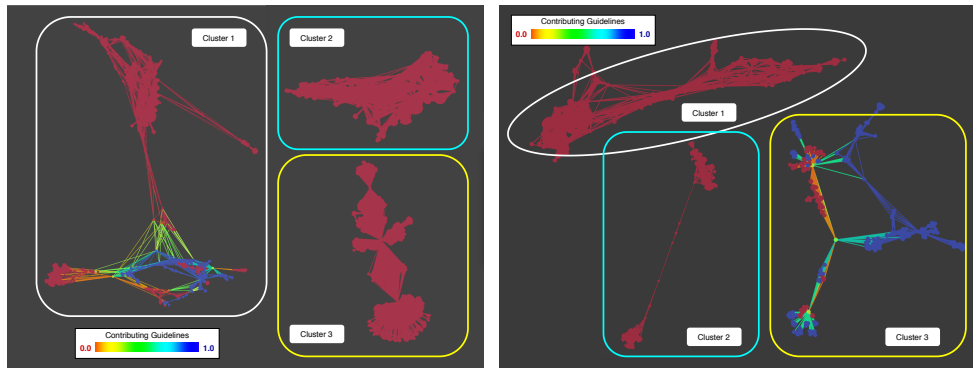
Answering RQ₁: To answer RQ₁, we test (H_1) by splitting the projects to separate the older projects from the younger ones using the date that they were created (2015, 2016 or 2017). Shown in Table 5, we generate a topology that highlight the influencing features to explore differences between the older and younger projects. First, we identify main clusters of points. Then we compare these clusters over the three years. Note that the color filter helps to identify dominant features.

Answering RQ₂: To answer RQ₂, we construct seven library specific topologies and test the hypothesis (H_2) to find whether projects that are popular (i.e., has the most stars in that ecosystem) share similar channels across ecosystems. First, we identify and analyze the dominant features of nodes. Then, using the median score of stars per project within those nodes, we identify the group that contains more popular projects (i.e., labelled as Popular Group) when compared to the other groups (i.e., labelled as Non-Popular Group).

¹³dataset available at <https://libraries.io/>



(a) Projects created in 2015



(b) Projects created in 2016

(c) Projects created in 2017

Figure 2: Generated Topologies for projects created in (a) 2015, (b) 2016 and (c) 2017

Table 6: Evolution of Externalization and Combination between 2015 and 2017

Period	Cluster	#Nodes	#Points	Externalization		Combination					
				Fork	Security Audit	Changelog	Issue Tracker	Wiki	License	Contributing Guidelines	GitHub Pages
2015	1	376	16,906	✓	-	✓	✓	✓	✓	✓	✓
	2	4,943	15,638	-	-	-	✓	✓	✓	-	-
	3	3,257	5,138	-	-	-	✓	✓	✓	-	✓
2016	1	6,289	46,800	✓	✓	✓	✓	✓	✓	✓	✓
	2	1,377	7,650	-	-	-	✓	✓	-	-	-
	3	4,038	3,088	-	-	-	✓	✓	✓	-	✓
2017	1	973	14,098	-	-	-	✓	✓	✓	-	-
	2	1,595	8,794	-	-	-	✓	✓	-	-	-
	3	354	5,046	✓	-	✓	✓	✓	✓	✓	✓

3.6. Results

We now introduce our answer to the research questions and then describe results that support each hypothesis (H_1 and H_2).

RQ₁: Do communication channels change over time?

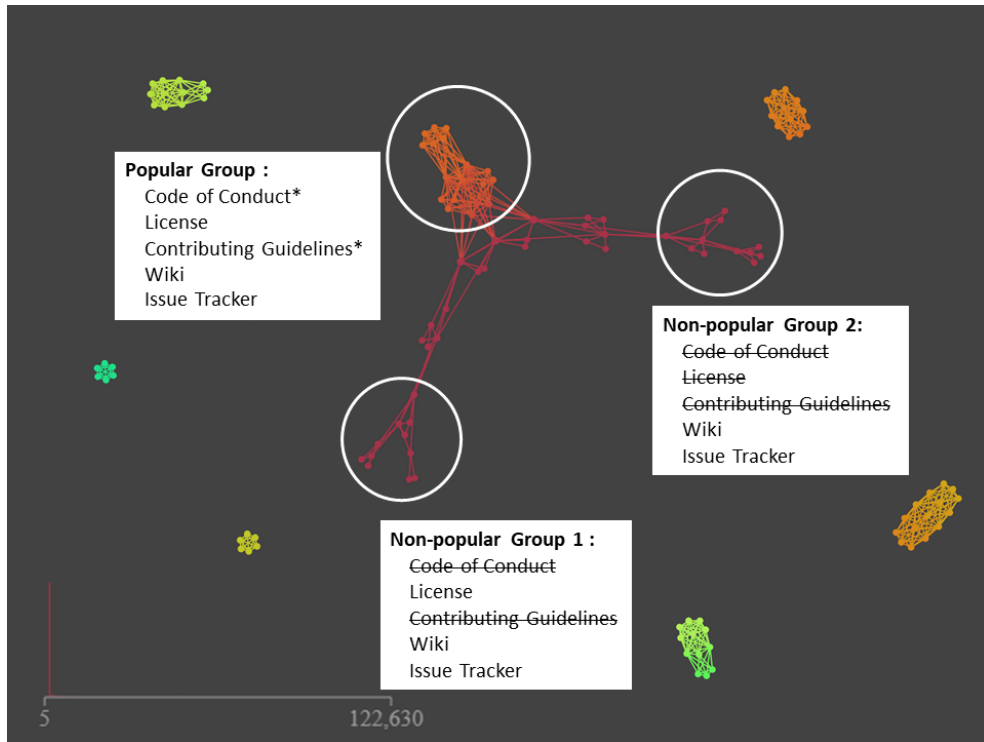
‘Younger projects adopt different channels compared to older projects’

To support H_1 , we observed two main findings. First, we see that Contributing Guidelines (depicted as the color changes in Figures 2(a)-2(c)) has become more dominant in younger projects. To make the topology easier to read, we assigned the color (blue indicates existence while red indicates no existence) to the **Contributing Guidelines** feature. Note that Cluster 1 always indicates the highest number of points (refer to Table 6). Therefore, we can see that the blue nodes first are dominant in Cluster 1 in (i.e., Figure 2(a)), but tend to become less dominant in 2016 and 2017 (i.e., Figure 2(c)). Combined with the results in Table 6, the topology reveals that younger projects are adopting different channels mechanisms when compared to the older projects .

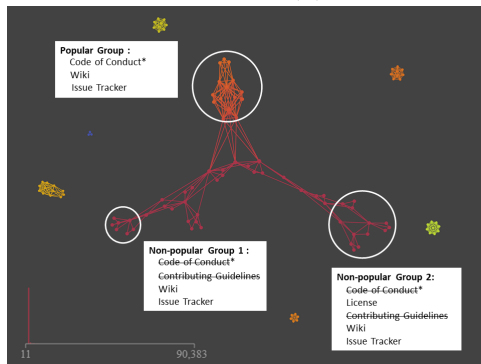
As shown in the Table 6, we see that some communication channels have changed (i.e., Fork, Security Audit, Changelog, Contributing Guidelines, and GitHub Pages), while others (i.e., Issue Tracker, Wiki, and License) are still consistently used by most projects (Cluster 1).

RQ₂: Do communication channels differ within ecosystems?

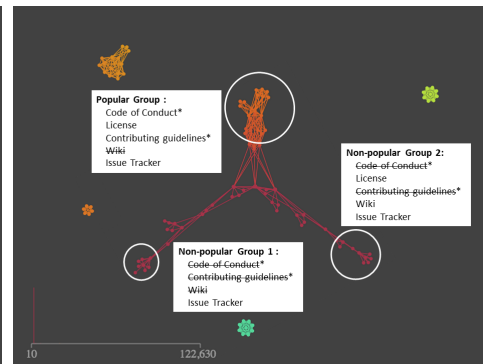
‘Library ecosystems employ channels that capture new knowledge (i.e., externalization). Channels updating existing knowledge (i.e., Combination knowledge) varies from one ecosystem to another’



(a) Topology for Bower libraries



(b) Topology for PyPI libraries



(c) Topology for RubyGems libraries

Figure 3: Topology for three of the seven ecosystems (a) Bower, (b) PyPI, and (c) RubyGems

Table 7: Dominant Extracted Features Topologies across the Ecosystems

Topology Cluster	Features	Dimensions	Bower	PyPI	Go	npm	RubyGems	Packagist	Maven
Popular	Code of Conduct	Combination	✓	✓	-	-	✓	-	-
	License	Combination	✓	-	✓	✓	✓	✓	✓
	Contributing Guidelines	Combination	✓	-	✓	✓	✓	✓	-
	Wiki	Combination	✓	✓	-	-	-	-	✓
	Issue Tracker	Combination	✓	✓	✓	✓	✓	✓	✓
Non-popular	Code of Conduct	Combination	-	-	✓✓	-	-	-	-
	License	Combination	✓	✓	✓	✓	-	✓	✓
	Contributing Guidelines	Combination	-	-	-	-	-	-	-
	Wiki	Combination	✓✓	✓✓	✓	-	✓	✓✓	-
	Issue Tracker	Combination	✓✓	✓✓	✓	✓✓	✓✓	✓✓	✓

In terms of the topology shape, Figure 3 depicts ecosystems (i.e. Bower, PyPI and RubyGems) having triangular shape topology with three main group points. This is consistent for the rest of the studied ecosystems. Under further investigation, we see that one of the group represents the popular projects (i.e., popular), while the other two group points were the non-popular data points (i.e., non-popular 1 and 2).

Table 7 shows two results that support H_2 . For both popular and non-popular projects, we find that the issue tracker has been a consistent communication channel for applying explicit knowledge (i.e., combination). Combining with the results of RQ_1 , one explanation could be that these are older projects. Second, each ecosystem depicts a different set of explicit dominant features. For example, the Bower ecosystem includes combination knowledge transfer forms (i.e., Code of Conduct, License, Contributing Guidelines, Wiki, Issue Tracker), while PyPI projects are less likely to include a license or contributing guidelines. One reason could be that the license information is embedded in other locations, such as a webpage. For example, the python library scikit-learn has its license information on the python ecosystem website¹⁴.

4. Topology Evaluation

In comparison with other analysis methods, TDA has been proven to deal with both small and large scale patterns that often other techniques fail to detect. Other more traditional method of analysis is the principal component analysis (PCA), multidimensional scaling (MDS), and cluster analysis. Unlike traditional statistical methods, TDA does not provide any statistical

¹⁴license at <https://pypi.org/project/scikit-learn/>

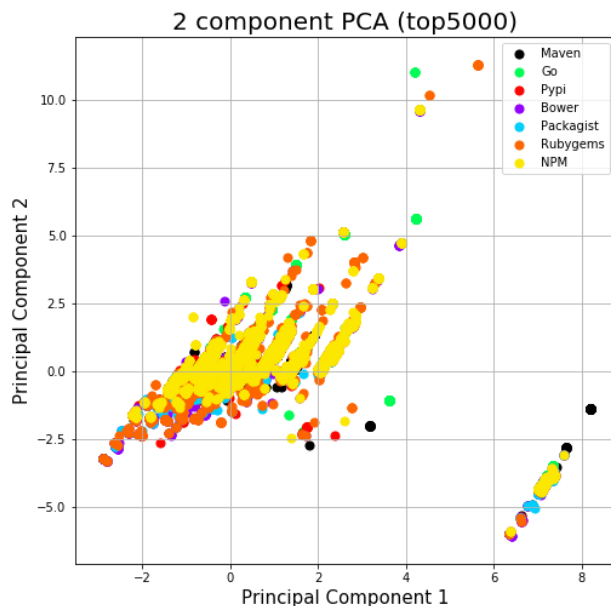


Figure 4: A replication of RQ_1 using PCA. PCA does show location of the ecosystems of different platforms, but since the features are combined, we cannot identify the dominant channels.

test that is performed to support the observation. To evaluate and validate our use of TDA, we compared our method to the PCA method. The main different with PCA is that it simplifies the complexity in high-dimensional data by transforming the data into fewer dimensions (i.e., usually into a x and y axis, depicted by a scatterplot), which act as summaries of features.

In our approach, we apply the PCA method, using the `sklearn.decomposition` python library¹⁵ to visually examine the results. For the evaluation, we will regenerate the results for RQ_2 and determine if we can visually identify dominant features within each ecosystem.

Figure 4 shows the results of evaluating the TDA technique against the statistical Principle Component Analysis (i.e., PCA) method. The PCA method shows the location of the ecosystems of different platforms and is able to summarize the features into two principle components. However, the analysis is unable to show details of each feature, outlining (i) which features

¹⁵documentation at <https://scikit-learn.org/stable/modules/generated/sklearn.decomposition.PCA.html>

are dominant and (ii) how the features are different to each other.

5. Implications

Based on our results, we discuss four implications of the results and advice that we can provide for both developers looking to contribute or start their own projects within an ecosystem. The first implication related to RQ₁ is that channels like contributing guidelines are becoming more popular than the more traditional channels like the changelogs. We speculate that these channels may relate to improving the social presence of a project. For instance, explicit knowledge such as contributing guidelines could be used to attract potential contributors. Based on the results, we recommend that new projects as well as existing projects that wish to maintain or increase their social standing to have a contributing guideline. Furthermore, some channels are becoming more consistent in all projects (i.e., Issue Tracker, Wiki, and License).

A second implication is that younger projects opting not to adopt changelogs, contributing guidelines and GitHub Pages in their projects share common channels with other projects. Especially in the case of libraries, developers may employ a single channel to host for several projects. For example, an npm developer may host over a thousand packages¹⁶. Hence, this insight reveals a different form of software development that is different to the single project management. Such insights may bring new avenues for research and bring new challenges, such as how to effectively manage (attract and maintain) these types of projects.

The final implication from RQ₂ is that except for one or two library ecosystems, there are more commonalities of channels across ecosystems. The results provide evidence that developers should be more confident about crossing into other ecosystems and encourage developers to be part of more than one ecosystem.

In summary, these insights from the study could be applied not only to developers that want to contribute to a project, but for managers of software projects that either plan to (i) start a new project (ii) migrate across to another ecosystem, (ii) or reshape their projects. Understanding the chan-

¹⁶user `sindresorhus` hosts over a thousand npm packages on GitHub at <https://www.npmjs.com/~sindresorhus>

nels are important sources of knowledge that can help in the attraction and sustainability of developer contributions to the project.

6. Threats to Validity

We discuss three key threats to the validity of the study. The first relates to the categorization of knowledge. Nonaka and Takeuchi’s categorization has been contested in CSCW [28], especially in terms of the tacit knowledge. By adopting the SECI model, we identify channels that have a possibility to capture tacit knowledge. Furthermore, we focus on channels and how they are important for project attractiveness and sustainability.

The second threat is related to the experiment setup. In this work, we extract common collaborative channels as shown in prior works [29, 15, 30, 31, 32], providing confidence in our channel selection. To reduce feature bias, we used a normalized score in formulating features for the TDA. One key threat is the quality of the channel. For example, the existence of readme files in a project doesn’t mean it is used or contains valuable information. This is outside the current scope of work, however, future investigations will focus on quality of these channels and how much knowledge they contain.

The third threat to validity is the accuracy of the tools. Initial experiments included other topological mapper tools as the Kepler Mapper¹⁷ and a R TDA package¹⁸, but the knotter tool was the more versatile tool with multi-function and is able to analyze a large-scale data. In terms of generalizations, for future work we would like to explore the less popular but important library ecosystems.

7. Related Work

In this section, we present related works that complement this study. In detail, we explore (i) communication channels, (ii) related studies on GitHub projects and (iii) the role of channels attribute to a project livelihood (attraction and sustainability).

In the field of Software Engineering, research into channels is based on social practices. Social practice characterizes the existence of activities which are related to each other [33]. These collaborative works are conducted

¹⁷<https://github.com/MLWave/kepler-mapper>

¹⁸<https://cran.r-project.org/web/packages/TDA/index.html>

through (i) distributed teleo-affective structures for software design and development, (ii) shared common or specific knowledge of the software development requirements, and (iii) clear procedures and regulations governing people to accomplish specific activities¹⁹. Social practices are not confined to only industry-related practices, but more broadly, they can be implemented in open source software projects. In addition to requiring a shared understanding of the requirements to become a project member, a development of open source products performed by complying with common rules as well, and by using a shared teleo-affective. Therefore, the activities of each individual can be connected from the initial of the development to the end of the project. The example of the requirements in the open source projects is also described by Scacchi [34]. This study analyzes channels from a knowledge perspective instead of social collaborations.

Several studies in other fields studied channels as the exchange of information. In organization management, communication methods, whether verbal or nonverbal messages to produce meanings in heterogeneous contexts, cultures and media [35]. Channels are practical in a complex network of relationships where messages are created, delivered and received by individuals, as well as other communication practices that allow larger democracy [35]. A study by Wang et al. [36] investigated the usability, purposes and challenges of channels in industry during safety analysis. Related to software development, communication between developers is possible to augment through collaborative programming [37], or direct communication between team members [38]. Therefore, the channels design or the necessary of social skills in organization management receive more attention from researchers. Lindsjrn et al. [39] analyzed communication technique to measure the teamwork quality in influencing the performance of software teams and the successful of their team members. The finding indicates that the quality of teamwork in agile teams does not tend to be higher than traditional teams in other similar survey. Team performance is the only effect of teamwork quality which is greater for agile teams than traditional teams. Our study complements these studies, showing how communication channels are indicators of knowledge in a software organization. Other studies have highlighted the impact of communication channels in Sharing Architectural Knowledge. For instance, Borrego et al. [40] conducted an empirical study to investigate

¹⁹https://en.wikipedia.org/wiki/Practice_theory

agile methodologies articulation in unstructured and textual electronic media (such as emails, forums, chats etc.) in global software development.

There is related work that specifically studied GitHub projects, especially library ecosystems and their social collaborations. The social features used in a social coding platform, such as GitHub, has attracted many researchers to analyze. The collaborative features used in their studies, including open bug repositories [29], project fork [15, 30], the usage of a software license [31, 41], and the use of wiki [32]. Open bug repositories, such as the Bugzilla²⁰, are mostly managed by open source projects to allow users to be more contributing. Anvik et al. [29] stated that even though these repositories are often used as a reference by open source developers, however the data availability on how they interact with the issues tracking systems is limited. A work carried out by Borges et al. [15] studied that the popularity of a project on GitHub relies on some factors such as the language that developers used to program and the domain of the application. These main elements were presumed to impact on the number of stars of a project. A prior study also analyzed the evolution of software licenses empirically [31]. To complement prior work, this work looks at all channels to provide a holistic viewpoint of all the different channels.

Other related works belong to the study of how communication channels impact attractiveness and sustainability of a project. Failing FLOSS projects provide insights into some of the outside forces that detract developers from making contributions. A study by Coelho and Valente [42] found the following reasons for failing projects: usurped by competitor, obsolete project, lack of time and interest, outdated technologies, low maintainability, conflicts among developers, legal problems, and acquisition. To mitigate these reasons, projects need to attract as well as retain its existing base of contributors. In fact, Hata et al. [43] suggests that improving the code writing mechanisms (i.e., wikis, official webpage, contributing and coding guidelines and using multi-language formats) leads to more sustainable projects. A study by Storey et al. [11] showed that ecosystems of FLOSS projects are shaped through social and communication channels (sometimes referred to as social coding). Recently, Aniche et al. [12] confirmed that news channels also play an important role in shaping and sharing knowledge among developers. Hence, owners of projects could boost their social presence through partic-

²⁰<https://www.bugzilla.org/> (July 2018)

ipation on recent topics from news aggregators such as `reddit`²¹, `Hacker News`²² and `slashdot`²³. In addition, a study conducted by Tamburri et al. [44] described that the characteristics of ecosystem measurement can also be utilized to explain the structure of open-source ecosystem pattern. Our results complement these work and have the similar goal of understanding how projects can attract developer contributions.

8. Conclusion and Future Work

Using topology data analysis, we exploited the knowledge in communication channels to conduct a large-scale topology analysis of seven different library platform. Using novel technique of topology data analysis, we show that (i) channels is changing for younger projects and (ii) library ecosystems tend to share common communication channels.

For future work, we would like to investigate: (i) a qualitative component is needed to understand how and why developers (i.e., survey) prefer some features over others, (ii) study other collaboration platforms such as GitLab and BitBucket hosting repositories, (iii) study other kinds of FLOSS organizational ecosystems such as the Linux/BSD or Debian distributions (iv) other GitHub features that are representative of channels and (v) perform more deeper analysis of projects to understand the quality of communication channels.

Acknowledgement

This work has been supported by JSPS KAKENHI Grant Number 16H05857, 17H00731, and 18H04094.

References

References

- [1] R. Abdalkareem, O. Nourry, S. Wehaibi, S. Mujahid, E. Shihab, Why do developers use trivial packages? an empirical case study on npm, in:

²¹<https://www.reddit.com>

²²<https://news.ycombinator.com>

²³<https://slashdot.org>

Proceedings of the 2017 11th on Foundations of Software Engineering, ESEC/FSE 2017, pp. 385–395.

- [2] T. Mens, An ecosystemic and socio-technical view on software maintenance and evolution, in: 2016 IEEE International Conference on Software Maintenance and Evolution (Invited Paper), ICSME'16.
- [3] R. G. Kula, D. M. German, A. Ouni, T. Ishio, K. Inoue, Do developers update their library dependencies?, *Emp. Softw. Engg.* 23 (2018) 384–417.
- [4] S. Mirhosseini, C. Parnin, Can automated pull requests encourage software developers to upgrade out-of-date dependencies?, in: Proc. of the 32nd IEEE/ACM Intl. Conf. on Auto. Soft. Eng., ASE 2017, pp. 84–94.
- [5] J. M. Gonzalez-Barahona, P. Sherwood, G. Robles, D. Izquierdo, Technical Lag in Software Compilations: Measuring How Outdated a Software Deployment Is, volume 496 of *OSS 2017*, 2017, pp. 182–192.
- [6] J. Hejderup, A. van Deursen, G. Gousios, Software ecosystem call graph for dependency management, in: Proc. 40th Intl. Conf. on Soft. Eng: NIER, ICSE-NIER '18, pp. 101–104.
- [7] R. Kikas, G. Gousios, M. Dumas, D. Pfahl, Structure and evolution of package dependency networks, in: Proceedings of the 14th International Conference on Mining Software Repositories, MSR '17, pp. 102–112.
- [8] A. Decan, T. Mens, E. Constantinou, On the impact of security vulnerabilities in the npm package dependency network, in: Proc. of the 15th Intl Work. on Min. Soft. Repo. - MSR '18th.
- [9] S. Onoue, H. Hata, R. G. Kula, K. Matsumoto, Human capital in software engineering: A systematic mapping of reconceptualized human aspect studies, *CoRR abs/1805.03844* (2018).
- [10] I. Nonaka, H. Takeuchi, *The Knowledge-creating Company: How Japanese Companies Create the Dynamics of Innovation*, Everyman's library, Oxford University Press, 1995.
- [11] M. A. Storey, A. Zagalsky, F. F. Filho, L. Singer, D. M. German, How social and communication channels shape and challenge a participatory

- culture in software development, *IEEE Transactions on Software Engineering* 43 (2017) 185–204.
- [12] M. Aniche, C. Treude, I. Steinmacher, I. Wiese, G. Pinto, M.-A. Storey, M. A. Gerosa, How Modern News Aggregators Help Development Communities Shape and Share Knowledge, in: *International Conference on Software Engineering (ICSE18)*.
 - [13] R. M. Grant, Toward a knowledge-based theory of the firm, *Strategic Management Journal* 17 (1996) 109–122.
 - [14] N. Lertwittayatrai, R. G. Kula, S. Onoue, H. Hata, A. Rungsawang, P. Leelaprute, K. Matsumoto, Extracting insights from the topology of the javascript package ecosystem, *CoRR* abs/1710.00446 (2017).
 - [15] H. Borges, A. C. Hora, M. T. Valente, Understanding the factors that impact the popularity of github repositories, *CoRR* abs/1606.04984 (2016).
 - [16] M. Zahedi, M. Shahin, M. A. Babar, A systematic review of knowledge sharing challenges and practices in global software development, *International Journal of Information Management* 36 (2016) 995 – 1019.
 - [17] M. Polanyi, Tacit knowing: Its bearing on some problems of philosophy, *Rev. Mod. Phys.* 34 (1962) 601–616.
 - [18] M. Polanyi, The logic of tacit inference, *Philosophy* 41 (1966) 118.
 - [19] I. Nonaka, *Management of knowledge creation: A theory of organizational knowledge creation*, Tokyo: Nihon Keizai Shinbun-sha, 1990.
 - [20] M. Dávideková, J. Hvorecký, Collaboration tools for virtual teams in terms of the seci model, in: M. E. Auer, D. Guralnick, J. Uhomoihi (Eds.), *Interactive Collaborative Learning*, Springer International Publishing, Cham, 2017, pp. 97–111.
 - [21] R. Viseur, Forks impacts and motivations in free and open source projects, *International Journal of Advanced Computer Science and Applications* 3 (2012).

- [22] X. Lingzi, L. Zhi, An overview of source code audit, in: 2015 International Conference on Industrial Informatics - Computing Technology, Intelligent Technology, Industrial Information Integration, pp. 26–29.
- [23] P. Lum, G. Singh, A. Lehman, T. Ishkanov, M. Vejdemo-Johansson, M. Alagappan, J. Carlsson, G. Carlsson, Extracting insights from the shape of complex data using topology, *Scientific Reports* 1236 (2013).
- [24] P. Y. Lum, G. Singh, A. Lehman, T. Ishkanov, M. Vejdemo-Johansson, M. Alagappan, J. Carlsson, G. Carlsson, Extracting insights from the shape of complex data using topology, *Scientific Reports* 3 (2013).
- [25] J. Pita Costa, T. Galinac Grbac, The topological data analysis of time series failure data in software evolution, in: Proceedings of the 8th ACM/SPEC on International Conference on Performance Engineering Companion, ICPE '17 Companion, pp. 25–30.
- [26] G. Singh, F. Memoli, G. Carlsson, Topological Methods for the Analysis of High Dimensional Data Sets and 3D Object Recognition, in: M. Botsch, R. Pajarola, B. Chen, M. Zwicker (Eds.), Eurographics Symposium on Point-Based Graphics, The Eurographics Association, 2007.
- [27] L. Van Der Maaten, G. Hinton, Visualizing Data using t-SNE, *Journal of Machine Learning Research* 9 (2008) 2579–2605.
- [28] K. Schmidt, The trouble with ‘tacit knowledge’, *Comput. Supported Coop. Work* 21 (2012) 163–225.
- [29] J. Anvik, L. Hiew, G. C. Murphy, Coping with an open bug repository, in: Proceedings of the 2005 OOPSLA Workshop on Eclipse Technology eXchange, eclipse '05, pp. 35–39.
- [30] C. Hauff, G. Gousios, Matching github developer profiles to job advertisements, in: Proceedings of the 12th Working Conference on Mining Software Repositories, MSR '15, pp. 362–366.
- [31] C. Vendome, M. Linares-Vasquez, G. Bavota, M. D. Penta, D. German, D. Poshyvanyk, License usage and changes: A large-scale study of java projects on github, in: 2015 IEEE 23rd International Conference on Program Comprehension, pp. 218–228.

- [32] A. L. Burrow, Negotiating access within wiki: A system to construct and maintain a taxonomy of access rules, in: Proceedings of the Fifteenth ACM Conference on Hypertext and Hypermedia, HYPERTEXT '04, pp. 77–86.
- [33] Y. Dittrich, What does it mean to use a method? towards a practice theory for software engineering, Information and Software Technology 70 (2016) 220 – 231.
- [34] W. Scacchi, Understanding the requirements for developing open source software systems, IEE Proceedings - Software 149 (2002) 24–39.
- [35] J. Keyton, Communication in organizations, Annual Review of Organizational Psychology and Organizational Behavior 4 (2017) 501–526.
- [36] Y. Wang, D. Graziotin, S. Kriso, S. Wagner, Communication channels in safety analysis: An industrial exploratory case study, Journal of Systems and Software 153 (2019) 135 – 151.
- [37] L. Williams, R. Kessler, Pair Programming Illuminated, Addison-Wesley Longman Publishing Co., Inc., Boston, MA, USA, 2002.
- [38] K. Schwaber, M. Beedle, Agile Software Development with Scrum, Prentice Hall PTR, Upper Saddle River, NJ, USA, 1st edition, 2001.
- [39] Y. Lindsjörn, D. I. Sjøberg, T. Dingsøy, G. R. Bergersen, T. Dybå, Teamwork quality and project success in software development: A survey of agile development teams, Journal of Systems and Software 122 (2016) 274 – 286.
- [40] G. Borrego, A. L. Morn, R. Palacio, O. M. Rodriguez, Understanding architectural knowledge sharing in agsd teams: An empirical study, in: 2016 IEEE 11th International Conference on Global Software Engineering (ICGSE), pp. 109–118.
- [41] Y. Wu, Y. Manabe, T. Kanda, D. M. German, K. Inoue, Analysis of license inconsistency in large collections of open source projects, Empirical Softw. Engg. 22 (2017) 1194–1222.
- [42] J. Coelho, M. T. Valente, Why modern open source projects fail, in: Proceedings of the 2017 11th Joint Meeting on Foundations of Software Engineering, ESEC/FSE 2017, pp. 186–196.

- [43] H. Hata, T. Todo, S. Onoue, K. Matsumoto, Characteristics of sustainable oss projects: A theoretical and empirical study, in: 2015 IEEE/ACM 8th International Workshop on Cooperative and Human Aspects of Software Engineering, pp. 15–21.
- [44] D. A. Tamburri, F. Palomba, A. Serebrenik, A. Zaidman, Discovering community patterns in open-source: a systematic approach and its evaluation, Empirical Software Engineering (2018).