

# Memory Augmented Neural Network Adaptive Controllers: Performance and Stability

Deepan Muthirayan<sup>a</sup> and Pramod P. Khargonekar<sup>a</sup>

**Abstract**—In this paper, we propose a novel control architecture, inspired from neuroscience, for adaptive control of continuous-time systems. The proposed architecture, in the setting of standard neural network (NN) based adaptive control, augments an *external working memory* to the NN. The external working memory, through a write operation, stores certain recently observed feature vectors from the hidden layer of the NN. It retrieves relevant vectors from the working memory to modify the final control signal generated by the controller. The use of external working memory is aimed at improving the context thereby inducing the learning system to search in a particular direction. This directed learning allows the learning system to find a good approximation of the unknown function even after abrupt changes quickly. A key objective explored in this paper is to design control architectures and algorithms that can *learn and adapt quickly to changes that are even abrupt*. We consider two classes of controllers for concrete development of our ideas (i) a model reference NN adaptive controller for linear systems with matched uncertainty (ii) robot arm controller. We prove that the resulting controllers lead to *Uniformly Ultimately Bounded (UUB)* stable closed loop systems. We provide a detailed illustration of the working of this learning mechanism through a simple example. Through extensive simulations and specific metrics we also show that memory augmentation improves learning significantly even when the system undergoes sudden changes. Importantly, we also provide evidence for the proposed mechanism by which this specific memory augmentation improves learning.

## I. INTRODUCTION

Human learning system is arguably the best learning system known so far. For example, humans excel at many tasks, e. g., concept learning, scene understanding, and language understanding, where the capabilities of machines are still found wanting [1]. Humans also exhibit very advanced cognitive abilities such as perception, reasoning and creativity [1]. Thus, it is natural to draw inspiration from and take advantage of knowledge in neuroscience and cognitive science to achieve challenging goals such as autonomy and common sense in artificial systems.

In recent years, there have been some breakthrough advances in machine learning, where algorithmic agents were able to surpass human-level performance in specific tasks like image recognition, speech recognition and board games [2]–[4]. While machine learning (deep learning, reinforcement learning) algorithms have been able to match human-level performance in many tasks, they still lag “human-like” learning capabilities in certain aspects. For example, the current generation of machine learning algorithms typically need large datasets, whereas humans can learn from just a few examples.

Humans can also adapt to completely unseen environments, though the extent of it might vary across humans. We emphasize that these aspects are potentially highly relevant from a control perspective.

Drawing inspiration from the neuroscience and learning, we take a first step in the development of novel control architectures and algorithms. Memory plays a central role in learning and cognition tasks for humans. Memory systems in the human brain are broadly classified as semantic, episodic and non-declarative (of which procedural memory is a subset) [5], [6]. These memory systems differ in terms of the nature of the information they store and so differ in how they complement the human learning system. It is suggested that the human learning system could be using a combination of these memory systems [7].

Inspired by these insights in neuroscience and motivated by the opportunity in adaptive control, we focus on the following questions: can control algorithms improve their learning and performance by incorporating memory structures inspired from human-like memory systems? If so what is the learning algorithm and the architecture? Is the architecture universal or problem dependent? And does it improve learning in all scenarios? These are hard questions, and to the best of our knowledge have been relatively under-explored. They form the essential basis for our research agenda under the theme of *learning for control*. We note that, from a traditional dynamic systems and control perspective, the state of the nonlinear controlled system constitutes the “memory” in the controller. However, here, we are proposing specific memory modules inspired by memory structures in the human brain that will augment the state of the dynamic nonlinear controller and potentially lead to new learning and control capabilities.

As an initial step towards these larger questions and goals and the central challenge we posed earlier, we consider a well-studied NN adaptive control setting. The literature on NN based adaptive control is extensive [8]–[15]. The setting is the standard adaptive control setting where the unknown nonlinear function is approximated by a neural network. In the setting here, in addition, we consider nonlinear uncertainties that can vary with time including variations that are *abrupt* or *sudden*. The objective for the controller is to adapt quickly even after such abrupt changes. We make couple of assumptions for this initial exploration (i) that the abrupt changes are not large and (ii) that the system state is observable. The question then is, can additional memory modules, inspired from human memory systems, that augment the state of the controller improve these adaptive control algorithms? If so what are the architectures and the algorithms ?

It is certainly conceivable that the speed of learning of an adaptive and learning controller can be improved by increasing

<sup>a</sup> Electrical Engineering and Computer Sciences, University of California, Irvine, CA 92697. Email: {dmuthira, pramod.khargonekar}@uci.edu

Supported in part by the National Science Foundation under Grant Number ECCS-1839429.

the learning rate [16]–[18]. By contrast, here we propose a new control architecture that is novel in terms of how the controller *uses information from past learning episodes to learn and respond*.

In section II we propose the *Memory Augmented Neural Network* (MANN) adaptive controller and give as an example the extension of the standard *Model Reference Adaptive Controller* (MRAC). We then give some background from neuroscience and provide examples of such augmentation in machine learning literature as well. In section IV-A we discuss the design of the memory interface and establish dynamic stability of the closed loop system with the MANN controller. We state the dynamic stability of the closed loop system with the controller formally as theorems for each of the applications we consider in this paper. These theorems and proofs for stability were not provided in the conference version of this work [19]. In this section, we also introduce the central idea behind the design which is *induced learning*. In the discussion here that describes how the MANN controller learns, we provide a more detailed description of how the interface learns compared to our conference submission [19]. Finally, in section V we provide a detailed set of simulation results and discussion substantiating the improvements in learning obtained by memory augmentation for couple of applications and an example. We also provide a detailed discussion on certain design choices and a discussion on certain observed long-term effects. These discussions are only included in this submission and were not provided in our conference submission [19].

## II. MEMORY AUGMENTED CONTROL ARCHITECTURE

In this section, we introduce a novel control architecture for adaptive control of continuous time systems. The novelty here lies in the inclusion of an “external working memory”. As we shall discuss later, the architecture is inspired from the idea of an working memory in the human learning system.

1) *Proposed Architecture*: Our envisioned general architecture augments an external working memory to the general dynamic feedback NN adaptive controller, as depicted in Fig. 1. There are potentially many ways to develop concrete versions of this general architecture, each with their own strengths and weaknesses. But, in this paper, we specialize it to the specific controller that augments an external working memory to a neural network. The intuitive idea is to leverage the combination of an external working memory, which can store specific experiences from the past, and a slow learning and an implicit memory like a NN.

We describe the block diagram below. The plant block represents the system. The plant output is the system state. Here, we assume that the system state is observable. The observed state or the plant output is fed to an error evaluator which computes either (i) the error between system state and a pre-specified trajectory, as in the case of a trajectory tracking problem like robot-arm control, or (ii) error between a reference model’s state and the state of the system, as in the case of Model Reference Adaptive Controller (MRAC). The evaluated error is fed to the control law block and the NN

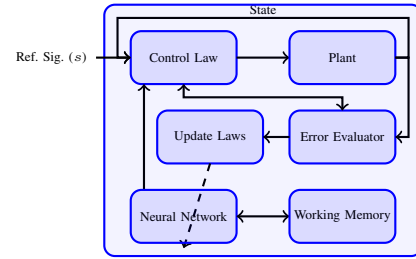


Fig. 1. Memory Augmented NN Direct Adaptive Control Architecture

update laws. The NN update laws computes the update to the NN parameters based on the error feedback.

The proposed architecture augments an external working memory to the NN. The NN can write or read from the memory to modify its output. The NN output is computed by combining the information stored in the external working memory and the NN, which represents an implicit memory. Here is where, the combination of memories of two different types is leveraged through the idea of a working memory. The output of the *control law* block is the control input  $u$  of the plant. The control input is computed based on state feedback, error feedback and the NN output. Typically, the NN output is used to compensate the nonlinear uncertainty in the system dynamics. In a later section, we provide a detailed description of this memory interface.

2) *Example (MRAC)*: To illustrate the proposed architecture, we consider the standard model reference adaptive control of the system given in (1).

$$\dot{x} = Ax + B(u + f(x)) + B_r s \quad (1)$$

The above equations represent the dynamics of the plant block. This is a linear plant, whose system matrices  $A$  and  $B$  are known, and  $f(x)$  is the matched nonlinear uncertainty. The signal  $s$  is the command signal, and  $u$  is the control input. The specific details of the blocks in the general architecture are given in Figure 2. The plant block is not shown in this figure.

The objective of the controller is to track the state of the reference model. The reference model is given by  $\dot{x}_{\text{ref}} = A_{\text{ref}}x_{\text{ref}} + B_r s$ . The plant output i.e., the system state  $x$ , is fed to the control law block and the error evaluator. The error evaluator computes the difference between the observed system state and  $x_{\text{ref}}$  to compute the error. This error is then fed to the NN update laws. The control law is comprised of a base control term and a NN output term. The NN output is used by the control law to compensate the unknown  $f(x)$ . Here, the NN output is given by  $u_{ad} = -\hat{f}$  (refer Notation) and the base control term is PI control. Without the working memory, the architecture is the standard MRAC architecture [18], [20].

*Notation*: We denote the system state by,  $x \in \mathbb{R}^n$ , the control input by  $u$  and the command signal by  $s$ . We consider a two-layer neural network for the NN block in Fig.1. In the controllers that are discussed later, this NN block is used to compensate an unknown function in the system dynamics, which we denote by  $f(x)$ . For a given nonlinear function  $f(x)$

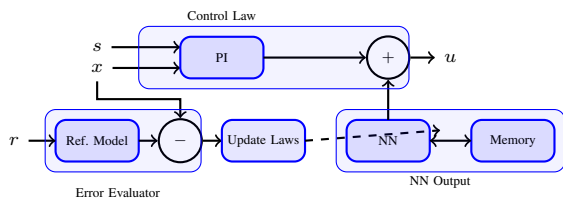


Fig. 2. MRAC Augmented with Memory

and a compact set  $\mathcal{C}$ , it follows by the universal approximation theorem, that for any  $c$  there exists a two-layer NN such that,

$$f(x) = W^T \sigma(V^T x + b_v) + b_w + \epsilon, \quad \forall x \in \mathcal{C}$$

where  $\|\epsilon\| \leq c$  (2)

Denote the NN used to approximate the function  $f(x)$  by  $\hat{f}$ . Then,  $\hat{f} = \hat{W}^T \sigma(\hat{V}^T x + \hat{b}_v) + \hat{b}_w$ . We introduce a function called softmax(.). The function softmax(.) takes a vector  $z$  as input and outputs a vector of the same length. The  $i$ th component of softmax(.) is given by,

$$\text{softmax}(z)_i = \frac{\exp(z_i)}{\sum_j \exp(z_j)} \quad (3)$$

We introduce two other functions,  $\hat{\sigma}$  and  $\hat{\sigma}'$ . These functions appear in the NN update laws, as we shall see later. These functions are given by,

$$\hat{\sigma} = \begin{bmatrix} \sigma(\hat{V}^T x + \hat{b}_v) \\ 1 \end{bmatrix}$$

$$\hat{\sigma}' = \begin{bmatrix} \text{diag}(\sigma(\hat{V}^T x + \hat{b}_v) \odot (1 - \sigma(\hat{V}^T x + \hat{b}_v))) \\ \mathbf{0}^T \end{bmatrix} \quad (4)$$

where  $\mathbf{0}$  is a zero vector of dimension equal to the number of hidden layer neurons. A typical control input of NN based adaptive controllers comprises a base control term and the NN output term, as in MRAC. We denote these terms by  $u_{bl}$  and  $u_{ad}$  respectively. In addition, a robustifying term is added to the control input. The robustifying term is needed to stabilize the system. We denote this robustifying term by  $v$ . Hence, the overall control input is the summation of these three terms i.e.  $u = u_{bl} + u_{ad} + v$

### III. MEMORY SYSTEMS IN THE BRAIN AND NEURAL TURNING MACHINES

In this section, we first discuss the different types memory systems in the human brain and the idea of a working memory. In particular, we discuss the nature of each memory system and also discuss their pros and cons. We then introduce learning systems in machine learning that were inspired by the idea of a working memory. These learning systems essentially augment an external working memory to a NN, which is very similar to the architecture we propose. The primary motivation of this series of work, in introducing a working memory, is to build a learning system that can learn quickly with less experience or from fewer examples. The central idea, as mentioned before, is to leverage the combination of two different memory systems, where one memory serves as a working memory. We provide

a brief description of the structure of these learning systems, which provides a very rich framework for learning systems, and then briefly discuss why they have the capability to learn from fewer examples.

#### A. Memory Systems

Human memory systems are broadly classified as, (i) *semantic* (ii) *non-declarative* (of which procedural memory is a subset) and (iii) *episodic memory* [5], [6]. Below, we discuss the nature of these memory systems and their pros and cons. Finally, we discuss the idea of a working memory.

For the definition of semantic memory, we quote the definition used by Tulving et. al, in their classical work [21]. According to them, “*semantic memory* is a mental thesaurus, organized knowledge a person possesses about words and other verbal symbols, their meaning and referents, about relations among them, and about rules, formulas, and algorithms for the manipulation of these symbols, concepts and relations”. Thus, semantic memory includes the following: (i) *models* or *concepts* of the environment the brain interacts with and (ii) the *algorithms* for manipulating these models or concepts. The advantage of such a memory is that the learner or the controller can use the models and algorithms in previously unseen environments, as these models or concepts may apply to a broader set of circumstances. In this sense, the information stored in semantic memory is generalizable. Their downside can be the computation that is required for the manipulation of these models [7].

Learning models of the environment and using them to understand the world around is a powerful idea. Hence, it is not surprising that such ideas exist in learning algorithms that we encounter in engineering. In *reinforcement learning* (RL) [4], and in particular model-based reinforcement learning, the learner learns a model of the environment in order to be able to plan ahead. These models of the world that the reinforcement learner learns, particularly in *model-based* learning, can be interpreted as semantic memory [7].

Next, we discuss a specific memory system called *Procedural memory*. It is a non-declarative type of memory system. From a learning point of view, it is a memory that is slowly gathered over time on performing a task, and is not explicit in nature. The information in this type of memory can also be used to generalize to a different context within the same task. Thus, procedural memory is also generalizable. In the machine learning literature, the memory of information that is gathered or learned by model-free learning methods can be interpreted as procedural memory [7].

We illustrate both these types of memory using the game of chess as an example. To play the game of chess, it is necessary that the player learns the different pieces in the game, their initial positions, the rules that govern the movements of these pieces and the other rules of the game. These basic rules of chess are simple and verbalizable. In this case, the memory of these verbalizable rules correspond to semantic memory. It is necessary that the player learns these rules to play the game of chess. In addition to learning the basic rules, chess players learn complex algorithms or strategies over time

that are not necessarily verbalizable as a set of rules. These algorithms or strategies enhance the player’s performance over time. In this case, the memory that stores such algorithms or strategies correspond to procedural memory. It is evident and not surprising that the brain employs both these types of memory systems.

*Episodic memory*, refers to the memory of specific events that were experienced. Lets consider the game of chess again to contrast episodic memory from procedural and semantic memory. In the game of chess, the memory of a specific move, at a specific time, in a specific game, is an example of episodic memory. It is clear that episodic memory can be very useful, especially when the chess player encounters the same situation again. In this case, the chess player can decide to make the same move, if it was a successful move back then. Hence, episodic memory can improve learning in conjunction with other memory systems, because the specific information stored in them can be used to improve the context, just as in the chess example here. There is evidence that episodic memory can improve learning in scenarios where data is limited [22]. On the downside, episodic memory does not generalize because it is a store of raw experiences only. Hence, their disadvantage is that they generalize very poorly unlike semantic or procedural memory [7].

*Working memory* system models include a central executive and a memory system. This central executive can access and modify the information in the memory [23]. To illustrate the idea of working memory, we consider the chess example again. Here, the central executive is the chess player and its procedural memory of playing the game of chess, i.e., the memory of the complex playing strategies that the player had learned with experience. Define the working memory to be the episodic memory of specific events. In such a case, the central executive can recall specific moves from an old game, that have been stored in the working memory, to understand the situation of the game and make a better decision of the next move. From this example, it is clear that an expert player can make better decisions by using combinations of memory systems. The prospect of improved learning by using such combinations of memory systems, through a working memory, is the inspiration behind the architecture we proposed.

### B. Use of Memory Systems in Machine Learning

The idea that neural networks with additional memory capacities can learn from sparse data goes back to early 2000s. In the work by Hochreiter et. al [24], the authors showed that, LSTMs (Long Short Term Memory) which have an inherent memory can quickly learn never-before-seen quadratic functions with a low number of data samples. It was only starting from 2014, that architectures with an external working memory were proposed [25], [26], [27]. Neural Turing Machines (NTMs) were the first among them [25]. These learning systems were designed such that the NN and the interface operations were learnable by error backpropagation. It was observed, in these works, that the addition of an external working memory to LSTMs improved their performance.

Below, we discuss the standard implementation of NTMs. We focus our discussion on the implementation of the interface

between NN and the working memory (as in Fig. 1 of the proposed architecture) because it is the central theme of this paper. The memory interface in NTM has two operations (i) *Memory Write* and (ii) *Memory Read*. The write operation generates the memory content while the read operation retrieves useful information from the memory.

The memory stores  $\{key, value\}$  pairs. We denote a key-value pair by  $\{k_i, v_i\}$ , where  $i$  takes values in some (finite) set. The keys  $\{k_i\}$  contain information that is used by the Memory Read to determine the values to retrieve from the set  $\{v_i\}$ . Here, depending on the implementation, either (i) the key and the value can be the same and (ii) the key can be the location.

The Write operation has to generate useful memory content, that the Read operation can later retrieve to modify the NN output. The Memory Write equation in NTM has a *forget term* and an *update term*. The forget term in the Write operation allows the interface to gradually remove the contents in the memory that are irrelevant. On the other hand, the update term allows the interface to update the contents of the memory with the new information, provided it is relevant. This allows NTMs to retain information and also update with the new information, depending on their relevance.

The Memory Read operation uses an *addressing mechanism* to read from the memory. The addressing mechanism is referred to as *content-based addressing* when the keys are the values themselves and is referred to as *location-based addressing* when the keys are the locations of the corresponding values. In a typical addressing mechanism, a trained NN generates a *query vector*  $q$  based on the current state, which can also include the current memory state, as in implementations like [27]. The query vector, as the name suggests, is a query sent by the main controller to the interface. The interface identifies the values to retrieve from the memory based on this query. The addressing mechanism matches the query with the keys. The value that is retrieved is the value corresponding to the key that matches the query. This information that is read from the memory is used by NTMs to produce their final output.

*What enables NTMs to learn from fewer examples?* Firstly, it follows from the above discussion that NTMs can learn to store and then later retrieve context enriching information from its external working memory. Secondly, the learning algorithm that NTMs use, namely backpropagation, is effective at *credit assignment* [28]. This allows NTMs to tune the weights such that the context that the Memory Read provides is accounted for throughout the learning period. We can justify this trivially for the case where the output of an intermediate layer is entirely substituted by the Memory Read output and the memory has just one vector. In such a case, the backpropagation algorithm tunes the layers above the intermediate layer conditioned on the context the Memory Read provides and not on the output of the layers below. With an external memory that provides an improved context, such a training potentially endows NTMs with the capability to learn from a few examples.

#### IV. WORKING MEMORY INTERFACE AND CONTROL ALGORITHM

In this section, we provide a detailed description of the interface of the external working memory that augments the NN in Fig. 1. We then specify the control law and the NN update laws for the general case and two specific controllers. Finally, we provide the main theorem of this paper which establishes bounded stability of these controllers.

##### A. Memory Interface

The working memory proposed here is based on the ideas discussed in section III-B. The innovation here, is in how we specify the query vector  $q$ , write vector  $a$  and the NN output. Denote the memory state by matrix  $\mu$ , the output of Memory Read by  $M_r$ , the modified NN output by  $u_{ad}$ . The input to the NN is denoted by  $\tilde{x}$ . This input is controller specific and will be defined later. The size of the memory matrix  $\mu$  is denoted by  $n_s \times N$ , where  $n_s$  is the number of memory vectors in the memory. The  $i$ -th column vector of matrix  $\mu$  is denoted by  $\mu_i$ . Below, we discuss the three interface functions, i.e., Memory Write, Memory Read and the NN output.

*A.1. Memory Write:* The Memory Write equation for this interface is given by,

$$\begin{aligned} \text{Memory Write: } \dot{\mu}_i &= -z_i \mu_i + c_w z_i a + z_i \hat{W} q_\mu^T \\ z &= \text{softmax}(\mu^T q) \end{aligned} \quad (5)$$

This equation is equivalent to a first order dynamic system whose state is the state of the memory. The right hand side of (5) consists of three terms: (i) a forget term (the first term), (ii) an update term which is based on the new information from the write vector (the second term) and (iii) an additional update term (the third term). The first term in equation (5) allows the memory to forget its contents at the  $i$ th location at the rate  $z_i$ . This term is also critical for stability of the controller. The middle term in equation (5) updates the memory contents with the information from the write vector  $a$ .

The specification of the write vector is the most critical aspect here. This is because it is the write vector that provides the memory with the relevant updates. Given that the NN output is modified using the contents of the memory in the hidden layer (refer (9)), the most appropriate information to store are the hidden layer output values themselves. Hence, for this interface, we propose to set the write vector  $a$  to be the output of the hidden layer, i.e.,

$$a = h = \sigma(\hat{V}^T \tilde{x} + \hat{b}_v) \quad (6)$$

The weight  $z_i$  determines the relevance of the information in the write vector. The write vector, as defined here, represents the *learned hidden layer output value for the current state*. We want the interface to consider this new information as an update that is relevant, only to that location, which we denote by  $j$ , whose content is the last write vector that was equal to the learned hidden layer output value for the same state. This will ensure that the update is consistent with the information already stored at a location. Note that, this new write vector is likely to be similar to the content at this location  $j$ . Hence,

we design  $z_i$  such that it reflects the similarity between the write vector and the memory vectors.

For the interface we propose here, the weight  $z_i$ s are computed in the following way. First, we compute the dot product of the write vector (which follows from the definition of query vector as given in (8)) and the respective memory vectors, as given in (5). This is then passed through a softmax function to produce the final weights  $z_i$ s. It follows that the weight  $z_i$  is largest for the memory vector that is most similar to the write vector and smallest for the memory vector that is least similar. Thus,  $z_i$  reflects similarity of the write vector and the memory vector.

From (5), it follows that the Memory Write operation updates and forgets at a rate that is determined by the relevance of the write vector. This gives memory the ability to retain information and also update its contents with the new information. The third term in equation (5) is the update provided by the learning algorithm to the memory vector. This update is equivalent to a parameter update, similar to a NN weight update. It follows that, if the middle term is left out of the Memory Write equation, the update becomes much more like a NN weight update equation. We expect the performance of such a controller to not be different from the controller without memory. This intuition is illustrated in the simulation results later.

*A.2. Memory Read:* The Memory Read for this interface is given by,

$$\text{Memory Read: } M_r = \mu z, \quad z = \text{softmax}(\mu^T q) \quad (7)$$

We need to specify the *query vector*  $q$  and the keys. We propose to set the query vector to be the write vector itself, i.e.,

$$q = h = \sigma(\hat{V}^T \tilde{x} + \hat{b}_v) \quad (8)$$

The key is defined to be the memory vector itself. The query and the keys, as defined above, are a natural choice for the following reason. First note that the Memory Read  $M_r$  is used to modify the control input as in (9). Hence, the query vector should be a function of hidden layer output which is exactly as in (8). The key should be matchable with the query vector and also contain information about the corresponding memory vector. The memory vector itself satisfies this criterion. Hence, we select the memory vector itself as the corresponding key.

The addressing mechanism should be such that it retrieves relevant values for the current scenario. In this work, (i) we assume that abrupt changes in function  $f(\tilde{x})$ , specified in terms of the change in value for each  $\tilde{x}$ , are not large, and (ii) the memory remembers information only from recent learning episodes. Hence, the new scenario after an abrupt change is not very different from the scenario that the memory contents correspond to. In such a case, the information that is likely to be relevant is the memory vector that is similar to the query vector (which is the current hidden layer output). Hence, we design the addressing mechanism to retrieve values based on similarity of the memory vector and the query vector

For the interface we propose here, the addressing mechanism retrieves values from the memory in the following way.

First, it computes the dot product of the query and keys. These dot products are then normalized using the softmax function to produce a set weights  $z_i$ 's such that  $\sum z_i = 1$ , as given in (7). The final output  $M_r$ , which corresponds to the retrieved values, is the weighted linear combination of the memory vectors with  $z_i$ s as the weights (7). Note that, the weights  $z_i$ s are largest for those memory vectors that are most similar to the query. Thus the interface retrieves values that are similar to the query. This suggests that the proposed addressing mechanism will be effective in retrieving relevant values for the current scenario.

*A.3. NN Output:* The learning system (NN) *modifies its output* using the information  $M_r$  retrieved from the memory. For this memory interface, the NN output is modified by adding the output of the Memory Read to the output of the hidden layer as given below.

$$\text{NN Output: } u_{ad} = -\hat{W}^T \left( \sigma(\hat{V}^T \hat{x} + \hat{b}_v) + M_r \right) - \hat{b}_w \quad (9)$$

Now, we discuss how the modification of the NN output induces the learner to learn quickly. We use a simple example to illustrate the learning principle. Let's consider the scenario where the learning system had already settled to the steady state after the initial learning phase. Assume that the NN weights had converged to their correct values after this learning phase, i.e.,  $\hat{W} = W$ ,  $\hat{b}_w = b_w$ ,  $\hat{b}_v = b_v$  and  $\hat{V} = V$ . We refer to the corresponding NN as the *first network*. This NN is a good approximation and so the bound on the error, which is  $c$ , is small. Suppose that  $f(\cdot)$  changes abruptly in the following way:

$$f \leftarrow c_1 f(\cdot) + c_2 \text{ where } 1 + c > c_1 > 1 - c \quad (10)$$

Through simple algebra, we can show that the new  $f$  is approximately equal to a *second neural network*, whose weights are given by  $\hat{W} = c_1 W$ ,  $\hat{b}_w = c_1 b_w + c_2$ ,  $\hat{b}_v = b_v$  and  $\hat{V} = V$ . The error for this approximation is bounded by  $c + c^2$ , and is small because  $c$  is small. We observe that the hidden layers of the correct approximations are identical for the times before (first network) and after the abrupt change (second network).

In a later discussion, we provide evidence that the second update term (5) is only active in the learning phase. This also follows from the discussion on Memory Write operation, where we argued that the second update term is equivalent to a NN parameter update. Given this observation and the fact that the learning had settled before the change (10), we can approximate the Memory Write equation by,

$$\dot{\mu}_i = -z_i \mu_i + c_w z_i a \quad (11)$$

If the steady state trajectory is a single point,  $\tilde{x}_{ss}$ , then at steady state,  $\mu_i = c_w a = c_w \sigma_{ss}$ , where  $\sigma_{ss}$  is the hidden layer value evaluated at  $\tilde{x}_{ss}$ . Then, it follows from equation (11) that in the steady state all the memory vectors will be equal to a value proportional to  $\sigma_{ss}$ . Let's consider a more complex scenario where there are multiple steady state values. Such a scenario is possible if the reference trajectory, for example, is a square waveform or a sinusoid. In such a case, the weight  $z_i$ , as described earlier, ensures that the update is consistent in the sense that the update corresponds to the hidden layer value at steady state for the same steady state point. We can

then conclude that the different memory vectors will store the hidden layer values at steady state for very distinct steady state points.

We prove later that the controlled system is bounded stable. Given this, just after the abrupt change, if the controlled system's initial state is within the compact set where the controlled system is proven to be bounded stable, then the trajectories of the NN weights, memory state and the state of the system will be bounded. Consequently, the state trajectory, the NN weights and the memory vectors will be continuous with respect to time. This follows from the state dynamics, NN update laws (13) and the Memory Write equation (5).

Just after the abrupt change, as specified in (10), the learning algorithm will start to tune the NN weights. From the continuity of the signals, it follows that the current hidden layer output will be closer to the value stored in the memory for a state that is closer to the current state. Then it is clear that the Memory Read operation will weigh this value the most in its output  $M_r$ .

The modification of the NN output using this Memory Read will appear to the learner as if the hidden layer is partially fixed at the hidden layer of the second network, at least for the time being till the memory contents themselves are overwritten with the newer values. In addition, the second network is a correct approximation of the new function and so is a valid point for the learning to converge to after the abrupt change. As a result, the learner is induced to update its outer layer weights in a direction that converges to the outer layer weights of the second network, further inducing the learning of the whole network to proceed in a direction towards the second network. This directed learning makes the learning quicker.

*A.4. Learning Mechanism Principle:* Motivated by the above discussion, we believe that, for our proposed learning controller that uses an external working memory, *learning is accelerated through an induced learning mechanism which facilitates quick convergence to a neural network that is a good approximation of the new function*. Interestingly, this is also the idea behind transfer learning where a pre-trained network on a different problem is reused for the new problem by fine tuning only the final layers while fixing the earlier layers. We plan to explore the connections between transfer learning and our control architecture in future research.

*Remark 1:* An external working memory effectively increases the capacity of the NN. One could expect this to naturally improve learning and performance as a result of this additional capacity. But this additional capacity is of a different nature compared to the NN which learns a *distributed representation* [29]. Later through simulations we compare the performance of a NN which has the same number of parameters as a NN that is augmented with memory. Simulations clearly show that the latter provides performance improvement over the former by a notable margin.

## B. Control Algorithm

First, we provide the complete set of equations for the general control architecture in Fig. 1 and then provide their specific forms for (i) the MRAC controller of a linear plant with matched uncertainty and (ii) robot arm controller.

*B.1. General Control and Update Law:* The Memory Write equation, the Memory Read equation and the NN output are same as the equations (5), (7) and (9) respectively. The control input for NN adaptive control is a combination of base controller  $u_{bl}$ , which is problem specific, the NN output  $u_{ad}$  and a “robustifying term”  $v$  [10], [30]. The final control input is given by,

$$u = u_{bl} + u_{ad} + v, \quad (12)$$

The variable  $q_\mu$  in (5) is problem specific and depends on the Lyapunov function (without the NN error term). The NN update law, which constitutes the learning algorithm for the proposed architecture, is the regular update law for a two layer NN [30],

$$\begin{aligned} \begin{bmatrix} \dot{\hat{W}} \\ \dot{\hat{b}}_w^T \end{bmatrix} &= C_w \left( \hat{\sigma} - \hat{\sigma}' \left( \hat{V}^T \tilde{x} + \hat{b}_v \right) \right) q_\mu - \kappa C_w \|e\| \begin{bmatrix} \hat{W} \\ \hat{b}_w^T \end{bmatrix} \\ \begin{bmatrix} \dot{\hat{V}} \\ \dot{\hat{b}}_v^T \end{bmatrix} &= C_v \begin{bmatrix} \tilde{x} \\ 1 \end{bmatrix} q_\mu \begin{bmatrix} \hat{W} \\ \hat{b}_w^T \end{bmatrix}^T \hat{\sigma}' - \kappa C_v \|e\| \begin{bmatrix} \hat{V} \\ \hat{b}_v^T \end{bmatrix} \end{aligned} \quad (13)$$

*B.2. MRAC Controller:* Here we specify the control equations of the MRAC controller for the system in (1). The control input and the update laws are same as (12) and (13). The input to the NN is the state  $x$  itself, i.e.,  $\tilde{x} = x$ . The base controller input  $u_{bl}$  is the standard LQR controller. The  $Q$  and  $R$  matrices in the LQR cost are given by,  $Q = K_v I, R = K_r I$ , where  $I$  is the identity matrix,  $K_v, K_r$  are constants and  $K_v > 0, K_r > 0$ . The robustifying term is given by  $v = -k_z \left( \|\hat{W}\|_F + \|\hat{V}\|_F + \|\mu\|_F \|PB\|_F + Z_m \right) \|e\|_2$  where  $Z_m$  is a bound on the norm of the true values of the NN weights. The vector  $q_\mu = e^T PB$ , if the Lyapunov function without the NN error term is  $\frac{1}{2} e^T P e$ , where  $e = x - x_{ref}$ ,  $P$  is the matrix solution to the lyapunov equation  $A_{ref}^T P + P A_{ref} = -Q$ , and  $Q$  is the same  $Q$  matrix used for deriving the LQR control gain.

*B.3. Robot Arm Controller:* Here, we provide control equations for a typical robot arm controller augmented by an external memory. Typical system equations of a robot arm controller are given by, as in [10],

$$M(q)\ddot{q} + V_m(q, \dot{q})\dot{q} + G(q) + F(\dot{q}) = \tau \quad (14)$$

where  $q \in \mathbb{R}^n$  is the joint variable vector,  $M(q)$  the inertia matrix,  $V_m(q, \dot{q})$  the coriolis/centripetal matrix,  $G(q)$  the gravity vector, and  $F(\dot{q})$  the friction vector and  $\tau$  is the torque control input. Let  $q_d(t)$  be the desired trajectory (reference signal), then the error in tracking the desired trajectory is,

$$e(t) = q_d(t) - q(t) \quad (15)$$

Define the filtered tracking error by,

$$r = \dot{e} + \Lambda e \quad (16)$$

Where  $\Lambda = \Lambda^T > 0$ . Then the system equations in terms of the filtered tracking error  $r$ , as given in [10], is,

$$M\dot{r} = -V_m r - \tau + f \quad (17)$$

where  $f = M(\ddot{q}_d + \Lambda \dot{e}) + V_m(\dot{q}_d + \Lambda e) + G(q) + F(\dot{q})$ . Given

$f$ , it follows that the input to the NN,  $\tilde{x} = [e, \dot{e}, q_d, \dot{q}_d, \ddot{q}_d]$ . For this system the control law,

$$\tau = -u = -u_{bl} - u_{ad} - v \quad (18)$$

where  $u_{bl} = -K_v r, v = -k_z (\|\hat{W}\|_F + \|\hat{V}\|_F + \|\mu\|_F + Z_m) r$  and  $u_{ad}$  is the NN output as defined in (9). The NN update laws are the same as (13). The vector  $q_\mu = r^T$  if the lyapunov function without the NN error term is given by  $\frac{1}{2} r^T M r$ .

### C. Main Stability Theorems

In this section, we prove that the memory augmented neural network (MANN) controller for each of the systems we consider here are bounded stable, in particular, Uniformly Ultimately Bounded (UUB). We state this formally as a theorem for each controller below.

*Assumption 1:* We assume that the reference signal and its derivatives up to second order are bounded.

The first theorem is for the MRAC controller of the system in (1).

*Theorem 1:* Consider the plant model given by (1), where the pair  $(A, B)$  is stabilizable. Let the controller be given by equations (12), (13), (5), (7) and (9). Suppose that Assumption (1) is satisfied. If  $c_w = \|q_\mu\|_2^2$  or  $c_w$  is a constant, then the closed loop system is uniformly ultimately bounded.

The next theorem is for the robot arm controller of the system in (14).

*Theorem 2:* Consider the plant model given by (14). Let the controller be given by equations (18), (13), (5), (7) and (9). Suppose that Assumption (1) is satisfied. If  $c_w = \|q_\mu\|_2^2$  or  $c_w$  is a constant, then the closed loop system is uniformly ultimately bounded.

We refer the reader to the appendix for the proofs of both the theorems.

## V. DISCUSSION AND SIMULATION RESULTS

In this section, we provide a detailed discussion on the memory interface using an example, and then provide simulation results and a brief discussion on the results for the two class of controllers. In the simulation results that we present here, we provide (i) comparison of the response of the MANN controller in the absence of the first update term, i.e., when  $c_w = 0$ , with the response of the MANN controller including the first update term, (ii) comparison of the performance of a NN controller which has the same number of parameters as the MANN controller, where the number of parameters for the latter includes the size of the memory and (iii) evidence for the induced learning principle.

### A. Example

Consider the first order system, whose state dimension is one, as given in,

$$\dot{x} = -ax + f + u \quad (19)$$

where  $f$  is given by,  $f = c_f x^2$ , and is an unknown. For the controller design, we consider an extended state system. The extended state includes the integration of the error of

the output in addition to the state  $x$ . Denote this augmented state by  $x_a$ . The state space equations for this augmented state system can be expressed as,

$$\dot{x}_a = \begin{bmatrix} 0 & 1 \\ 0 & -a \end{bmatrix} x_{a,\text{ref}} + \begin{bmatrix} 0 \\ 1 \end{bmatrix} (f + u) + \begin{bmatrix} -1 \\ 0 \end{bmatrix} s \quad (20)$$

The control input is the output of the MRAC controller described in Figure 2, with a memory interface as described in section IV-A. Let the reference model for the MRAC controller be,

$$\dot{x}_{a,\text{ref}} = A_{\text{ref}} x_{a,\text{ref}}, \quad (21)$$

where  $A_{\text{ref}} = A - BK_{\text{lqr}}$  and  $K_{\text{lqr}}$  is the LQR control gain. The matrix  $Q$  and  $R$  for the LQR controller are given by,  $Q = 10I$  and  $R = 1$ . The control law is given by,  $u_{\text{bl}} = -K_{\text{lqr}}x$  and  $u_{\text{ad}} = -\hat{f}$ . For this problem, the error evaluator's output,  $e = x_a - x_{a,\text{ref}}$ . The specifications of the NN and the memory are as follows: the number of hidden layer neurons of the NN is set to 4, i.e.,  $N = 4$  and the number of memory vectors is set to 1, i.e.,  $n_s = 1$ . The memory interface equations, i.e., the Memory Write, Memory Read and NN output are given by (5), (7) and (9) respectively. The NN input  $\tilde{x} = x_a$ . The vector  $q_\mu$  is given by,  $q_\mu = e^T P B$ , where  $P$  is the matrix solution of the lyapunov equation  $A_{\text{ref}}^T P + P A_{\text{ref}} = -Q$ . We consider the following scenario to discuss the controller's performance:

$$\begin{aligned} c_f &= 0.1 \text{ at } t = 0, \quad c_f \rightarrow 20c_f \text{ at } t = 5 \text{ and} \\ c_f &\rightarrow 2c_f \text{ at } t = 25 \end{aligned} \quad (22)$$

To illustrate, we consider two different sets of controller parameters, (i)  $c_w = 3/4$ ,  $k_z = 0.1$ ,  $Z_m = 5$ , and (ii)  $c_w = \|q_\mu\|_2^2$ ,  $k_z = 0.1$ ,  $Z_m = 5$ , where  $k_z$  and  $Z_m$  are parameters in the robustifying term of the control law (refer MRAC controller in IV-B). We choose  $k_z$  to be a small value to avoid the high frequency oscillations that occurs when it is set at a higher value. Figure 3 gives the response  $x$  of the system for both these cases.

We observe that the response of the MANN controller is not worse than the NN controller's response in both the cases. Also, we observe that the response of the MANN controller when  $c_w = 3/4$ , is better than the response when  $c_w = \|q_\mu\|_2^2$ . When  $c_w = \|q_\mu\|_2^2$ , the factor  $c_w$  remains non-zero only for a short period, i.e., only till the error  $\|e\|$  settles to zero, and so this period might not be sufficient for the memory contents to be updated. In that case, we can expect the performance to not to be very different from the controller without the memory. We would like to emphasize that this aspect is problem dependent, i.e., in some cases, this initial period might be sufficient for the memory contents to be updated, contrary to what we observed here. Figure 4 and Figure 5 show the plots for the function estimation error,  $e_f = f - \hat{f}$ , when  $c_w = 3/4$  and  $c_w = \|q_\mu\|_2^2$  respectively. The plots clearly show that the MANN controller is able to learn the correct function values quickly only when  $c_w = 3/4$ .

The second update term in (5) is non-zero and influences the memory contents only in the learning phase after every abrupt change. As mentioned earlier, this happens because the

output error approaches zero as the learning settles and so the second update term vanishes after the initial learning phase. Contrary to the second update term, the first update term is always active when  $c_w = 3/4$  because it is proportional to the current hidden layer output value. This ensures that the content of the memory is updated to the new hidden layer value after every abrupt change. The plot of the Memory Read output in Fig. 4 clearly shows this. Assuming that a subsequent abrupt change is not large, this stored value should then be relevant to the new scenario.

The learning principle that we proposed provides a plausible mechanism for why the learning is quicker when the controller is augmented with a memory. From the plots in Fig. 4, it is clear that the hidden layer output of the NN settles to a value very similar to the value before the abrupt change, unlike the case without the memory. Such an outcome is expected if the learning is induced by the contents of the memory. Memory augmentation as described in (9) exactly does this. One could conclude, based on this observation and the quick reduction in the function estimation error, that the memory is inducing the learner to find a good approximation of the new unknown function in quick time. Thus, resulting in the quick response that we observe in Fig. 3.

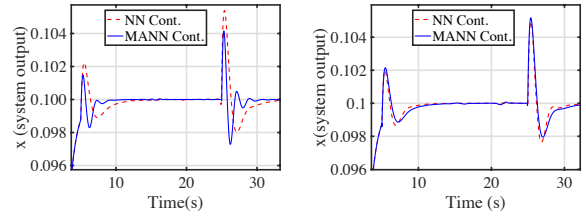


Fig. 3. System response  $x$ . Left:  $c_w = 3/4$ ,  $k_z = 0.1$ , right:  $c_w = \|q_\mu\|_2^2$ ,  $k_z = 0.1$

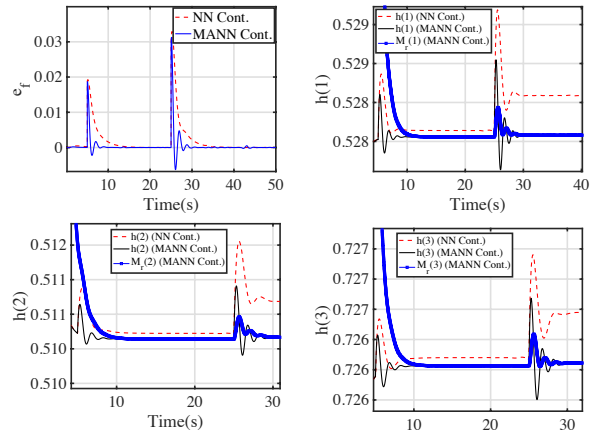


Fig. 4. Left above:  $e_f = f - \hat{f}$ ,  $c_w = 3/4$ ,  $k_z = 0.1$ , right above: hidden layer output  $h(1)$ ,  $c_w = 3/4$ ,  $k_z = 0.1$ , left below: hidden layer output  $h(2)$ ,  $c_w = 3/4$ ,  $k_z = 0.1$ , right below: hidden layer output  $h(3)$ ,  $c_w = 3/4$ ,  $k_z = 0.1$

*Long-term effect:* Here, we briefly discuss the response of the controller when the unknown function  $f(x)$  jumps back to an earlier function. To illustrate the response in such a case,

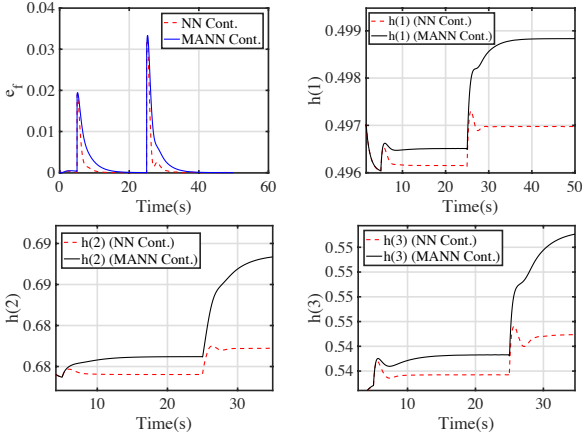


Fig. 5. Left above:  $e_f = f - \hat{f}$ ,  $c_w = \|q_\mu\|_2^2$ ,  $k_z = 0.1$ , right above: hidden layer output  $h(1)$ ,  $c_w = \|q_\mu\|_2^2$ ,  $k_z = 0.1$ , left below: hidden layer output  $h(2)$ ,  $c_w = \|q_\mu\|_2^2$ ,  $k_z = 0.1$ , right below: hidden layer output  $h(3)$ ,  $\|q_\mu\|_2^2$ ,  $k_z = 0.1$

consider the following scenario,

$$\begin{aligned} c_f &= 0.1 \text{ at } t = 0, c_f \rightarrow 40c_f \text{ at } t = 5 \text{ and} \\ c_f &\rightarrow 1/40c_f \text{ at } t = 15 \end{aligned} \quad (23)$$

We refer to this scenario as scenario 2. In this scenario, the coefficient  $c_f$  returns to its initial value 0.1 at  $t = 15$ . Since, this particular value was visited earlier, it is natural to ask whether learning systems can leverage their earlier similar experience. In Fig. 6, we show the response of both the controllers for scenario 2. It is evident that the recovery of MANN controller is much quicker than the controller without memory at the second abrupt change when compared to how quicker it is at the first abrupt change. This clearly shows that MANN controller leverages its past experience better than the controller without memory.

The next three plots of Fig. 6 reveals why the MANN controller recovers much faster than the NN controller at the second abrupt change when compared to the first abrupt change. After the first abrupt change, the NN in the MANN controller is induced to find a good approximation nearer to the correct approximation before the first change. On the other hand, the NN in the controller without memory finds an approximation very different from the correct approximation before the first change, as is evident from the plots. Consequently, we can expect the recovery of the NN controller to be slower by a larger margin because the correct approximation after the second abrupt change is farther away from the NN it learns after the first change.

## B. Flight Control Problem

In this sub-section, we illustrate the memory augmented model reference adaptive controller in Fig. 1 for the flight control problem. We consider the control of the flight's longitudinal dynamics. Denote the flight's angle of attack by  $\alpha$ , the flight's pitch by  $q$  and the elevator control input by  $u$ . The flight's angle of attack and the pitch constitute the state of the system. The output of the system is its angle of attack,  $\alpha$ . In addition, we append an integrator, where the output of

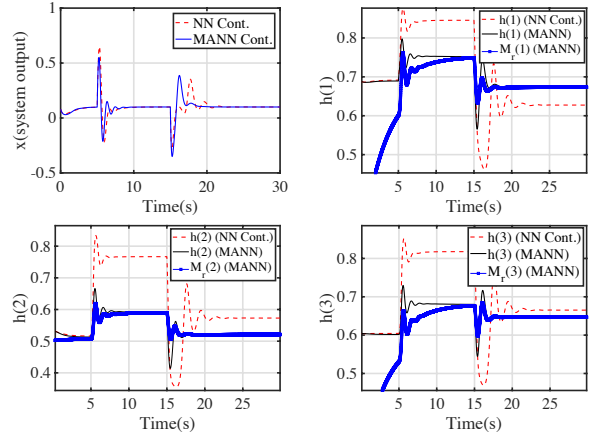


Fig. 6. Scenario 2. Left above:  $x$ ,  $c_w = 3/4$ ,  $k_z = 0.1$ , right above: hidden layer output  $h(1)$ ,  $c_w = 3/4$ ,  $k_z = 0.1$ , left below: hidden layer output  $h(2)$ ,  $c_w = 3/4$ ,  $k_z = 0.1$ , right below: hidden layer output  $h(3)$ ,  $c_w = 3/4$ ,  $k_z = 0.1$

the integrator is the integral of the error between the output, i.e., the angle of attack and the command signal  $y_{cmd}$  that the angle of attack has to track. Denote the output of the integrator by  $e_I$ , where  $e_I = \int \alpha - y_{cmd}$ . The system equations for the longitudinal dynamics appended with the output of the integrator is given by,

$$\begin{aligned} \begin{bmatrix} \dot{e}_I \\ \dot{\alpha} \\ \dot{q} \end{bmatrix} &= \begin{pmatrix} 0 & 1 & 0 \\ 0 & \frac{Z_\alpha}{mU} & 1 + \frac{Z_q}{mU} \\ 0 & \frac{M_\alpha}{I_y} & \frac{M_q}{I_y} \end{pmatrix} \begin{bmatrix} e_I \\ \alpha \\ q \end{bmatrix} \\ &+ \begin{pmatrix} 0 \\ \frac{Z_\delta}{mU} \\ \frac{M_\delta}{I_y} \end{pmatrix} (u + f(x)) + \begin{pmatrix} -1 \\ 0 \\ 0 \end{pmatrix} y_{cmd} \end{aligned} \quad (24)$$

The system parameters are that of B-747 flight. We assume that the flight is traveling at a speed of  $U = 274$  m/s (0.8 Mach) and at an altitude of  $h = 6000$  m. The flight's mass is  $m = 288773$  Kg, and its moment of inertia  $I_y = 44877574$  Kg $m^2$ . The base controller is the LQR controller. The matrices that define the cost of the LQR controller are given by  $Q = I$  and  $R = 1$ . The values for the other parameters in the system equation above are as follows,

$$\begin{aligned} \frac{Z_\alpha}{mU} &= -0.32, 1 + \frac{Z_q}{mU} = 0.86, \frac{M_\alpha}{I_y} = -0.93, \\ \frac{M_q}{I_y} &= -0.43, \frac{Z_\delta}{mU} = -0.02, \frac{M_\delta}{I_y} = -1.16 \end{aligned} \quad (25)$$

In the results that we provide here, the robustifying gain  $k_z$  was set to the minimum 0 to avoid the high frequency oscillations that occurs when it is set equal to a higher value. The learning rates or the gains in the NN update laws (13) are set as  $C_w = C_v = 10$  and  $\kappa = 0$ . The factor  $c_w$  in the Memory Write equation is set to 3/4, i.e., it is a constant. In the two examples we consider here, the number of hidden layer neurons ( $N$ ) of the respective neural network are set as 4 and 5 respectively. The number of memory vectors in the external working memory, i.e.,  $n_s$  is set to 1.

We observed that the initial values of the NN weights

influence the performance of the controller at least in the initial phase. Here, we set the initial values of the weights in the outer layer of NN as 0. The weights in the hidden layer of the NN and the elements of the memory vectors are randomly initialized to a number between 0 and 1. The uncertainty jumps in both the examples are set such that the uncertainty term is at most of the same order as the linear terms in the system equations. We now specify the two examples. In example 1, the changes that  $f(x)$  goes through are as follows,

$$f(x) = C_f t x^2, \text{ where } C_f = 0.1 \text{ at } t = 0, \\ C_f \rightarrow 50C_f \text{ at } t = 5 \text{ and } C_f \rightarrow 2C_f \text{ at } t = 25 \quad (26)$$

In example 2, the changes that  $f(x)$  goes through are as follows,

$$f(x) = x^2 + 0.1C_f, \text{ where } C_f = 0.1 \text{ at } t = 0, \\ C_f \rightarrow 10C_f \text{ at } t = 5 \text{ and } C_f \rightarrow 2C_f \text{ at } t = 25 \quad (27)$$

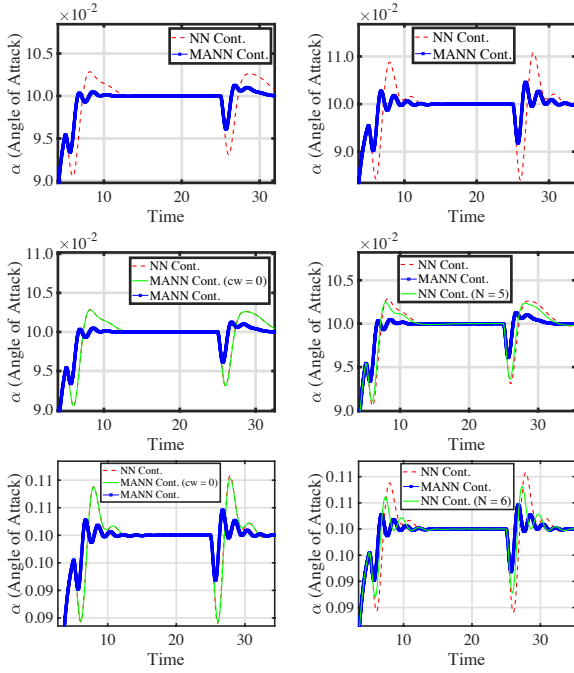


Fig. 7. Comparison of MRAC flight controllers with and without Memory. Left above: angle of attack response  $\alpha$  (example 1), right above: angle of attack response  $\alpha$  (example 2), left middle: comparison with MANN controller without the first update term (example 1), right middle: comparison with  $N = 5$  NN controller (example 1), left below: comparison with MANN controller without the first update term (example 2), right below: comparison with  $N = 6$  NN controller (example 2)

TABLE I  
FLIGHT CONTROL, PEAK DEVIATION,  $\max|\alpha - y_{CMD}|$

| Example               | 1                    | 2                   |
|-----------------------|----------------------|---------------------|
| NN cont. (I)          | $0.54^\circ$         | $0.89^\circ$        |
| NN cont. (II)         | $0.51^\circ (N = 5)$ | $0.7^\circ (N = 6)$ |
| MANN Cont.            | $0.38^\circ$         | $0.47^\circ$        |
| Reduction (from (II)) | 25.5%                | 32.6%               |

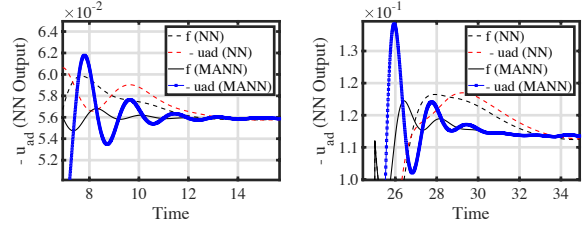


Fig. 8. Illustration of *induced learning* in the flight control problem. Left: - NN output for both controllers at first abrupt change (example 1), right: - NN output for both controllers at second abrupt change (example 1)

TABLE II  
FLIGHT CONTROL, SETTLING TIME (1% ERROR)

| Example    | 1                  | 2                  |
|------------|--------------------|--------------------|
| NN cont.   | 6.61 s             | 6.55 s             |
| NN cont.   | 5.91 s ( $N = 5$ ) | 5.43 s ( $N = 6$ ) |
| MANN Cont. | 3.45 s             | 4.1 s              |

### C. Robot Arm Controller

For the robot arm controller we consider a two-link planar robot arm system. The system matrices for a typical two-link planar robot arm system are given below.

$$M(q) = \begin{bmatrix} \phi + \rho + 2\psi \cos(q_2) & \rho + \psi \cos(q_2) \\ \rho + \psi \cos(q_2) & \rho \end{bmatrix} \quad (28)$$

$$V_m(q, \dot{q}) = \begin{bmatrix} -\psi \dot{q}_2 \sin(q_2) & -\psi(\dot{q}_1 + \dot{q}_2) \sin(q_2) \\ \psi \dot{q}_1 \sin(q_2) & 0 \end{bmatrix} \quad (29)$$

$$N(q, \dot{q}) = G(q) + F(\dot{q}) = \begin{bmatrix} \phi \gamma \cos(q_1) + \psi \gamma \cos(q_1 + q_2) \\ \psi \gamma \cos(q_1 + q_2) \end{bmatrix} \quad (30)$$

The mass of the two links are  $m_1 = 0.8 \text{ Kg}$ ,  $m_2 = 2.3 \text{ Kg}$ . Their arm lengths are  $a_1 = a_2 = 1 \text{ m}$ . The parameters in the matrices in terms of the mass and the arm lengths are given by,  $\phi = (m_1 + m_2)a_1^2 = 3.1 \text{ Kg m}^2$ ,  $\rho = m_2 a_2^2 = 2.3 \text{ Kg m}^2$ ,  $\psi = m_2 a_1 a_2 = 2.3 \text{ Kg m}^2$ ,  $\gamma = g/a_1 = 9.8 \text{ s}^{-2}$ . The controller parameters are set as:  $c_w = 3/4$ ,  $K_v = 20$ ,  $k_z = 10$ ,  $\kappa = 0$ ,  $C_w = C_v = 10$ . The number of hidden layer neurons and the number of memory vectors are set as 10 and 1 respectively. In the scenario we consider here, the masses of both arms abruptly jumps by a factor of  $\sqrt{2}$  once at  $t = 10 \text{ s}$  and then at  $t = 20 \text{ s}$ . Figure 10 shows the plot of the response of both the joint angles for this scenario.

### D. Discussion for MRAC and Robot Arm Controller

The top two plots of Fig. 7 and Fig. 10, show the response or the system output for the MANN controller and the NN controller without memory. We observe that the performance of the MANN controller is significantly better than the performance of the controller without memory both in terms of peak reduction and settling time. We emphasize that the examples or scenarios considered in these simulations capture diverse scenarios. Tables I and II provide values for two performance

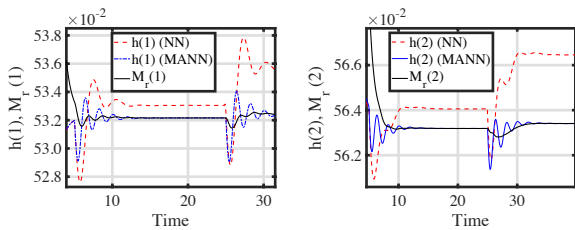


Fig. 9. Hidden layer output,  $h$ . Left: first component of hidden layer output (example 2), right: second component of hidden layer output (example 2)

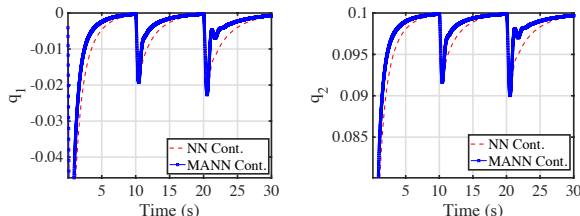


Fig. 10. Two-link robot arm joint angle responses. Left: joint variable  $q_1$ , right: joint variable  $q_2$

measures (i) peak deviation (ii) settling time for 1% error. These metrics clearly reveal that the improvements obtained, by the inclusion of a working memory, are significant.

We also compare the performance of a NN controller that has the same number of parameters as the MANN controller, where the number of parameters in MANN controller includes the number of memory components, which is equal to  $n_s N$ . Through simple calculations we can show that this NN controller has  $N = 5$  and  $N = 6$  number of hidden layer neurons in examples 1 and 2 respectively. The response of this NN controller for the respective examples is shown in Fig. 7. From the simulations, one could conclude that the MANN controller significantly outperforms this NN controller. Tables I and II provide the comparison of these controllers in terms of the performance measures. It clearly validates the observation that the MANN controller significantly outperforms a NN controller that has the same number of parameters.

The bottom left and the middle left plots in Fig. 7 provides the response of the MANN controller when its first update term is left out, i.e., when  $c_w = 0$ . As expected and described in section IV-A, we observe that the response without this term is not any better than the NN controller without the memory. In Fig. 8 we show the plot of the function estimation error for example 1. Similar to the example considered in section V-A, we observe here too that the function estimation error reduces to zero faster for the MANN controller when compared to the controller without memory.

In Fig. 9 we provide evidence for the induced learning mechanism. The plots show the first two components of the hidden layer output for the NN controller and the MANN controller and  $M_r$  (the output of Memory Read (7)). In these plots, the Memory Read output  $M_r$  is scaled by  $1/c_w$  to account for the same factor in the first update term (5). From the plots we can conclude that the hidden layer output of the MANN controller converges nearer to the hidden layer value before the abrupt change, while, in contrast, it converges to a very different value for the controller without memory. This

suggests that the memory is inducing the NN to converge to a network with very similar hidden layer weights. This combined with the previous observation that the function estimation error converges faster is suggestive that the controller could be learning via the induced learning mechanism. The Memory Read output, which is plotted in this figure, reveals that the contents of memory are updated after every learning phase that follows an abrupt change. This should retain the effect of induced learning mechanism in subsequent abrupt changes, which is what we observe in Fig. 7 and Fig. 10.

## VI. CONCLUSION

We proposed a novel control architecture for adaptive control of continuous time systems that is inspired from neuroscience. The proposed architecture augments an external working memory to the neural network that compensates the unknown nonlinear function in the system dynamics. We provided a specific memory interface for this architecture and discussed how this design improves the speed of learning by a mechanism called *induced learning*. Finally, we provided simulation results for two class of controllers (i) a NN MRAC controller for linear systems with matched uncertainty and (ii) robot arm controller. The simulations and the performance metrics clearly established that the controllers with memory augmentation provide significant improvements in learning and performance over their counterparts without memory.

## REFERENCES

- [1] B. M. Lake, T. D. Ullman, J. B. Tenenbaum, and S. J. Gershman, "Building machines that learn and think like people," *Behavioral and brain sciences*, vol. 40, 2017.
- [2] A. Krizhevsky, I. Sutskever, and G. E. Hinton, "Imagenet classification with deep convolutional neural networks," in *Advances in neural information processing systems*, 2012, pp. 1097–1105.
- [3] G. Hinton, L. Deng, D. Yu, G. Dahl, A.-r. Mohamed, N. Jaitly, A. Senior, V. Vanhoucke, P. Nguyen, B. Kingsbury *et al.*, "Deep neural networks for acoustic modeling in speech recognition," *IEEE Signal processing magazine*, vol. 29, 2012.
- [4] V. Mnih, K. Kavukcuoglu, D. Silver, A. A. Rusu, J. Veness, M. G. Bellemare, A. Graves, M. Riedmiller, A. K. Fidjeland, G. Ostrovski *et al.*, "Human-level control through deep reinforcement learning," *Nature*, vol. 518, no. 7540, p. 529, 2015.
- [5] E. Tulving, "How many memory systems are there?" *American psychologist*, vol. 40, no. 4, p. 385, 1985.
- [6] H. L. Roediger, F. M. Zaromb, and W. Lin, "A typology of memory terms," 2017.
- [7] S. J. Gershman and N. D. Daw, "Reinforcement learning and episodic memory in humans and animals: an integrative framework," *Annual review of psychology*, vol. 68, pp. 101–128, 2017.
- [8] K. S. Narendra and K. Parthasarathy, "Identification and control of dynamical systems using neural networks," *IEEE Transactions on neural networks*, vol. 1, no. 1, pp. 4–27, 1990.
- [9] A. Yeşildirek and F. L. Lewis, "Feedback linearization using neural networks," *Automatica*, vol. 31, no. 11, pp. 1659–1664, 1995.
- [10] F. L. Lewis, A. Yesildirek, and K. Liu, "Multilayer neural-net robot controller with guaranteed tracking performance," *IEEE Transactions on Neural Networks*, vol. 7, no. 2, pp. 388–399, 1996.
- [11] K. S. Narendra and S. Mukhopadhyay, "Adaptive control using neural networks and approximate models," *IEEE Transactions on neural networks*, vol. 8, no. 3, pp. 475–485, 1997.
- [12] C. Kwan and F. L. Lewis, "Robust backstepping control of nonlinear systems using neural networks," *IEEE Transactions on Systems, Man, and Cybernetics-Part A: Systems and Humans*, vol. 30, no. 6, pp. 753–766, 2000.
- [13] A. J. Calise, N. Hovakimyan, and M. Idan, "Adaptive output feedback control of nonlinear systems using neural networks," *Automatica*, vol. 37, no. 8, pp. 1201–1211, 2001.

- [14] L. Chen and K. S. Narendra, "Nonlinear adaptive control using neural networks and multiple models," *Automatica*, vol. 37, no. 8, pp. 1245–1255, 2001.
- [15] S. S. Ge and C. Wang, "Adaptive neural control of uncertain mimo nonlinear systems," *IEEE Transactions on Neural Networks*, vol. 15, no. 3, pp. 674–692, 2004.
- [16] V. Stepanyan and K. Krishnakumar, "Adaptive control with reference model modification," *Journal of Guidance, Control, and Dynamics*, vol. 35, no. 4, pp. 1370–1374, 2012.
- [17] T. E. Gibson, A. M. Annaswamy, and E. Lavretsky, "Adaptive systems with closed-loop reference models: Stability, robustness and transient performance," *arXiv preprint arXiv:1201.4897*, 2012.
- [18] T. Yucelen, G. De La Torre, and E. N. Johnson, "Improving transient performance of adaptive control architectures using frequency-limited system error dynamics," *International Journal of Control*, vol. 87, no. 11, pp. 2383–2397, 2014.
- [19] D. Muthirayan and P. Khargonekar, "Working memory augmentation for improved learning in neural adaptive control," *under review as a submission for Conference on Decision and Control*, 2019.
- [20] H. Whitaker, J. Yamron, and A. Kezer, "Design of model reference control systems for aircraft," *Cambridge, MA: Instrumentation Laboratory, Massachusetts Institute of Technology*, 1958.
- [21] E. Tulving *et al.*, "Episodic and semantic memory," *Organization of memory*, vol. 1, pp. 381–403, 1972.
- [22] M. Lengyel and P. Dayan, "Hippocampal contributions to control: the third way," in *Advances in neural information processing systems*, 2008, pp. 889–896.
- [23] A. D. Baddeley, "Is working memory still working?" *European psychologist*, vol. 7, no. 2, p. 85, 2002.
- [24] S. Hochreiter, A. S. Younger, and P. R. Conwell, "Learning to learn using gradient descent," in *International Conference on Artificial Neural Networks*. Springer, 2001, pp. 87–94.
- [25] A. Graves, G. Wayne, and I. Danihelka, "Neural turing machines," *arXiv preprint arXiv:1410.5401*, 2014.
- [26] A. Santoro, S. Bartunov, M. Botvinick, D. Wierstra, and T. Lillicrap, "Meta-learning with memory-augmented neural networks," in *International conference on machine learning*, 2016, pp. 1842–1850.
- [27] E. Parisotto and R. Salakhutdinov, "Neural map: Structured memory for deep reinforcement learning," *arXiv preprint arXiv:1702.08360*, 2017.
- [28] J. Guerguiev, T. P. Lillicrap, and B. A. Richards, "Towards deep learning with segregated dendrites," *Elife*, vol. 6, p. e22901, 2017.
- [29] Y. LeCun, Y. Bengio, and G. Hinton, "Deep learning," *nature*, vol. 521, no. 7553, p. 436, 2015.
- [30] F. Lewis, S. Jagannathan, and A. Yesildirak, *Neural network control of robot manipulators and non-linear systems*. CRC Press, 1998.
- [31] W. H. Kwon, Y. S. Moon, and S. C. Ahn, "Bounds in algebraic riccati and lyapunov equations: a survey and some new results," *International Journal of Control*, vol. 64, no. 3, pp. 377–389, 1996.
- [32] M. Mrabti and A. Hmamed, "Bounds for the solution of the lyapunov matrix equationa unified approach," *Systems & control letters*, vol. 18, no. 1, pp. 73–81, 1992.

## VII. APPENDIX

### A. Proof of Theorem 1 and 2

We first prove the following Lemma.

*Lemma 1: Let  $e$  define the tracking error or the filtered tracking error of the closed loop system with the MANN controller. Then, for the closed loop systems discussed in section IV-B,  $\exists$  a positive-definite matrices  $P(x)$ , another positive-definite matrix  $Q$  and a matrix  $R$  of appropriate dimension such that,*

$$\dot{L}_e = -e^T Q e + e^T P(x) R (v + \tilde{f}) \quad (31)$$

where  $L_e = \frac{1}{2} e^T P(x) e$

*Proof:* We show this case by case for each of the controllers discussed in section IV-B. (i) *MRAC Controller:* Let  $Q = K_v I$ , where  $K_v > 0$  and  $I$  is the identity matrix and  $Q$  is the same

matrix used to derive the LQR controller gain. Let  $P$  be the positive definite matrix solution to the lyapunov equation,

$$A_{\text{ref}}^T P + P A_{\text{ref}} = -2Q \quad (32)$$

Then,

$$\dot{L}_e = \frac{1}{2} \dot{e}^T P e + \frac{1}{2} e^T P \dot{e} \quad (33)$$

For the MRAC controller, the LQR control gain  $K_{\text{lqr}}$  in  $u_{\text{bl}} = -K_{\text{lqr}} x$  is such that  $A - B K_{\text{lqr}} = A_{\text{ref}}$ . Hence we get that,

$$\dot{e} = \dot{x} - \dot{x}_{\text{ref}} = A_{\text{ref}} e + B(v + \tilde{f})$$

Substituting for  $\dot{e}$  in (33) we get that,

$$\begin{aligned} \dot{L}_e &= \frac{1}{2} (e^T A_{\text{ref}}^T P e + e^T P A_{\text{ref}} e) \\ &\quad + \frac{1}{2} \left( (v + \tilde{f})^T B^T P e + e^T P B (v + \tilde{f}) \right) \end{aligned} \quad (34)$$

Using the identity  $a^T b = b^T a$ , where  $a$  and  $b$  are vectors of same dimension, and using equation (32), we get,

$$\dot{L}_e = -e^T Q e + e^T P B (v + \tilde{f}) \quad (35)$$

The  $P$  and  $Q$  matrices, as defined before, and  $R = B$  proves the lemma for this controller.

(ii) *Robot Arm Controller:* For the robot arm controller we use the notation  $r$  instead of  $e$  throughout. Note that  $r$  is the filtered tracking error. Define  $P(x) = M(q)$ . Then,

$$\dot{L}_r = \frac{1}{2} \dot{r}^T M r + \frac{1}{2} r^T M \dot{r} + \frac{1}{2} r^T \dot{M} r \quad (36)$$

That is,

$$\dot{L}_r = r^T M \dot{r} + \frac{1}{2} r^T \dot{M} r \quad (37)$$

Substituting for  $M \dot{r}$  we get,

$$\dot{L}_r = r^T (-V_m r - \tau + f) + \frac{1}{2} r^T \dot{M} r \quad (38)$$

Rearranging terms, we get,

$$\dot{L}_r = r^T (-\tau + f) + \frac{1}{2} r^T (\dot{M} - 2V_m) r \quad (39)$$

The second term vanishes because the matrix  $\dot{M} - 2V_m$  is a skew-symmetric matrix. Then, substituting for  $\tau$ , we get the following,

$$\dot{L}_r = -K_v r^T r + r^T (v + \tilde{f}) \quad (40)$$

Hence, the matrices  $P = M(q)$ ,  $Q = K_v I$  and  $R = M(q)^{-1}$ , prove the lemma for this controller. ■

*Lemma 2:* Let  $\tilde{P}$  be the matrix solution to the continuous time algebraic riccati equation (CARE),

$$A^T \tilde{P} + \tilde{P} A - 1/K_r \tilde{P} B B^T \tilde{P} = -Q = -K_v I \quad (41)$$

that stabilizes the pair  $(A, B)$ . If  $s_i$  denotes the  $i$ th eigenvalue of  $\tilde{P}$ , then,

$$O(K_v) \geq s_i \geq O(\sqrt{K_v}) \quad (42)$$

*Proof:* The proof of this lemma follows from Theorem 1 in [31] ■

*Lemma 3:* For the matrix  $P$ , as defined for the MRAC controller in section IV-B,  $\|PB\|_F \leq O(K_v)^{3/4}$

*Proof:* From the previous lemma it follows trivially that  $\|\tilde{P}\|_F = O(\sqrt{K_v}) = O(\sqrt{\|Q\|_F})$ . Consider the lyapunov equation,  $A_{\text{ref}}^T P + P A_{\text{ref}} = -Q$ , where  $A_{\text{ref}} = A - 1/K_r B B^T P$ . Substituting for  $A_{\text{ref}}^T$ , we get,

$$1/K_r \tilde{P} B B^T P + 1/K_r P B B^T \tilde{P} - (A^T P + P A) = Q \quad (43)$$

Because  $A_{\text{ref}}$  is hurwitz, the above equation has a unique matrix solution that is positive-definite and symmetric. Multiplying on the left by  $\tilde{P}^{-1}$ , we get,

$$B B^T P + \tilde{P}^{-1} P B B^T \tilde{P} - K_r \tilde{P}^{-1} (A^T P + P A) = K_r \tilde{P}^{-1} Q$$

Taking trace on both sides, we get,

$$\frac{2}{K_r} \text{Tr}\{B B^T P\} = \left( \text{Tr}\{\tilde{P}^{-1} Q\} + \text{Tr}\{\tilde{P}^{-1} (A^T P + P A)\} \right)$$

From Theorem 3 in [32] it trivially follows that  $\tilde{s}_1 \leq O(K_v)$ , where  $\tilde{s}_1$  is the maximum eigenvalue of  $P$ . Using this observation and Lemma 2, we get,

$$\frac{2}{K_r} \text{Tr}\{B^T P B\} \leq O(\sqrt{K_v}) \quad (44)$$

That is,

$$\frac{2}{K_r} \text{Tr}\{B^T P^{\frac{1}{2}} P^{\frac{1}{2}} B\} \leq O(\sqrt{K_v}) \quad (45)$$

That is,

$$\frac{2}{K_r} \|P^{\frac{1}{2}} B\|_F^2 \leq O(\sqrt{K_v}) \quad (46)$$

Or,

$$\|P^{\frac{1}{2}} B\|_F \leq O(K_v)^{1/4} \quad (47)$$

That is,

$$\|PB\|_F \leq \|P^{1/2}\|_F \|P^{\frac{1}{2}} B\|_F \leq O(K_v)^{3/4} \quad (48)$$

■

We now prove theorems 1 and 2.

*Proof for  $c_w = \|q_\mu\|_2^2$ :* We consider  $\hat{W}$  and  $\hat{V}$  to be shorthand notation for the weight vectors that includes  $\hat{b}_w$  and  $\hat{b}_v$  respectively. Let,  $x_e = \begin{bmatrix} \tilde{x} \\ 1 \end{bmatrix}$ . Then, the expression for NN update laws (13) can be compactly written as,

$$\begin{aligned} \dot{\hat{W}} &= C_w \left( \hat{\sigma} - \hat{\sigma}' \hat{V}^T x_e \right) q_\mu - \kappa C_w \|e\| \hat{W} \\ \dot{\hat{V}} &= C_v x_e q_\mu \hat{W}^T \hat{\sigma}' - \kappa C_v \|e\| \hat{V} \end{aligned} \quad (49)$$

Consider the Lyapunov function,

$$L = L_e + \frac{1}{2} \text{Tr}\{\mu^T \mu\} + \frac{1}{2C_w} \text{Tr}\{\tilde{W} \tilde{W}^T\} + \frac{1}{2C_v} \text{Tr}\{\tilde{V} \tilde{V}^T\} \quad (50)$$

Differentiating with respect to time  $t$ , we get,

$$\begin{aligned} \dot{L} &= \dot{L}_e + \frac{1}{2} \text{Tr}\{\dot{\mu}^T \mu\} + \frac{1}{2} \text{Tr}\{\dot{\mu}^T \mu\} + \frac{1}{2C_w} \text{Tr}\{\dot{\tilde{W}} \tilde{W}^T\} \\ &\quad + \frac{1}{2C_w} \text{Tr}\{\tilde{W} \dot{\tilde{W}}^T\} + \frac{1}{2C_v} \text{Tr}\{\dot{\tilde{V}} \tilde{V}^T\} + \frac{1}{2C_v} \text{Tr}\{\tilde{V} \dot{\tilde{V}}^T\} \end{aligned} \quad (51)$$

Using the trace identity,  $\text{Tr}\{A^T B\} = \text{Tr}\{B^T A\}$ , we can simplify the above expression as,

$$\dot{L} = \dot{L}_e + \text{Tr}\{\mu^T \dot{\mu}\} + \frac{1}{C_w} \text{Tr}\{\tilde{W}^T \dot{\tilde{W}}\} + \frac{1}{C_v} \text{Tr}\{\tilde{V}^T \dot{\tilde{V}}\} \quad (52)$$

Substituting for  $\dot{L}_e$  from the previous Lemma, we get,

$$\begin{aligned} \dot{L} &= -e^T Q e + e^T P(x) R(v + \tilde{f}) + \text{Tr}\{\mu^T \dot{\mu}\} \\ &\quad + \frac{1}{C_w} \text{Tr}\{\tilde{W}^T \dot{\tilde{W}}\} + \frac{1}{C_v} \text{Tr}\{\tilde{V}^T \dot{\tilde{V}}\} \end{aligned} \quad (53)$$

Define  $Q_d$  to be the bound on the norm of the state trajectory of the reference model or the desired trajectory and its derivatives up to second order for each of the controllers respectively. Denote the compact set within which the NN approximation holds by  $\mathcal{U}_f$ . Let this set be given by,  $\tilde{\mathcal{U}}_f = \{\tilde{x} \mid \|\tilde{x}\|_2 \leq \tilde{r}_f\}$ . For the two controllers, we can show that,

$$\tilde{x} \leq d_1 Q_d + d_2 \|e\|_2 \quad (54)$$

This is trivial to show for the MRAC controller. For the discussion on the robot arm controller, we refer the reader to [10]. Now, define  $r_f = \frac{\tilde{r}_e - d_1 Q_d}{d_2}$ . Define a compact set,  $\mathcal{U}_f = \{e \mid \|e\|_2 \leq r_f\}$ . It follows that, when  $\|e\|_2 \leq r_f$ ,  $\|\tilde{x}\|_2 \leq \tilde{r}_f$ , i.e., the NN approximation holds when  $e \in \mathcal{U}_f$ . Hence,

$$\tilde{f} = W^T \sigma(V^T x_e) - \hat{W}^T \sigma(\hat{V}^T x_e) + \epsilon \quad \forall \tilde{x} \in \tilde{\mathcal{U}}_f$$

Adding and subtracting  $W^T \sigma(\hat{V}^T x_e)$  to  $\tilde{f}$ , we get,

$$\tilde{f} = W^T \sigma(\hat{V}^T x_e) - \hat{W}^T \sigma(\hat{V}^T x_e) + W^T (\sigma(V^T x_e) - \sigma(\hat{V}^T x_e)) + \epsilon$$

Combining the first two terms we get,

$$\tilde{f} = \tilde{W}^T \sigma(\hat{V}^T x_e) + W^T (\sigma(V^T x_e) - \sigma(\hat{V}^T x_e)) + \epsilon$$

Using Taylor's series expansion for the second term, we get,

$$\tilde{f} = \tilde{W}^T \sigma(\hat{V}^T x_e) + W^T \hat{\sigma}' \tilde{V}^T x_e + W^T O(\tilde{V}^T x_e)^2 + \epsilon$$

Adding and subtracting  $\hat{W}^T \hat{\sigma}' \tilde{V}^T x_e$ , and rearranging terms, we get,

$$\tilde{f} = \tilde{W}^T \left( \hat{\sigma} - \hat{\sigma}' \hat{V}^T x_e \right) + \hat{W}^T \hat{\sigma}' \tilde{V}^T x_e + w_1$$

where  $w_1 = \tilde{W}^T \hat{\sigma}' V^T x_e + W^T O(\tilde{V}^T x_e)^2 + \epsilon$ . Define,  $q_\mu = e^T P(x) R$ . Then, substituting for  $\tilde{f}$  in (53), we get,

$$\begin{aligned} \dot{L} &= -e^T Q e + q_\mu (v + w_1 - \hat{W}^T M_r) + \text{Tr}\{\mu^T \dot{\mu}\} \\ &\quad + \frac{1}{C_w} \text{Tr}\{\tilde{W}^T \dot{\tilde{W}}\} + q_\mu \tilde{W}^T \left( \hat{\sigma} - \hat{\sigma}' \hat{V}^T x_e \right) + \frac{1}{C_v} \text{Tr}\{\tilde{V}^T \dot{\tilde{V}}\} \\ &\quad + q_\mu \hat{W}^T \hat{\sigma}' \tilde{V}^T x_e \end{aligned} \quad (55)$$

Using the identity  $\text{Tr}\{AB\} = \text{Tr}\{BA\}$ , we get,

$$\begin{aligned} \dot{L} &= -e^T Qe + q_\mu^T (v + w_1 - \hat{W}^T M_r) + \text{Tr}\{\mu^T \dot{\mu}\} \\ &+ \frac{1}{C_w} \text{Tr}\{\tilde{W}^T \dot{\tilde{W}} + C_w \tilde{W}^T (\hat{\sigma} - \hat{\sigma}' \hat{V}^T x_e) q_\mu\} \\ &+ \frac{1}{C_v} \text{Tr}\{\tilde{V}^T \dot{\tilde{V}} + C_v \tilde{V}^T x_e q_\mu \hat{W}^T \hat{\sigma}'\} \end{aligned} \quad (56)$$

It follows from the NN update laws (13) that the last two terms vanish and two new terms, given by  $\kappa \|e\|_2 \text{Tr}\{\tilde{W}^T (W - \tilde{W})\}$  and  $\kappa \|e\|_2 \text{Tr}\{\tilde{V}^T (V - \tilde{V})\}$ , gets added. Hence the expression simplifies to,

$$\begin{aligned} \dot{L} &= -e^T Qe + q_\mu (v + w_1 - \hat{W}^T M_r) + \text{Tr}\{\mu^T \dot{\mu}\} \\ &+ \kappa \|e\|_2 \text{Tr}\{\tilde{W}^T (W - \tilde{W})\} + \kappa \|e\|_2 \text{Tr}\{\tilde{V}^T (V - \tilde{V})\} \end{aligned} \quad (57)$$

From the Memory Write (5) equation, we get,

$$\dot{\mu} = -\mu \text{diag}(z) + c_w \hat{\sigma} z^T + \hat{W} q_\mu^T z^T \quad (58)$$

In this part,  $c_w = \|q_\mu\|_2^2$ . Hence, by substituting the above equation, we get,

$$\begin{aligned} \dot{L} &= -e^T Qe - \text{Tr}\{\mu^T \mu \text{diag}\{z\}\} + \|q_\mu\|_2^2 \text{Tr}\{\mu^T \hat{\sigma} z^T\} \\ &+ \text{Tr}\{\mu^T \hat{W} q_\mu^T z^T\} + q_\mu (v + w_1 - \hat{W}^T M_r) \\ &+ \kappa \|e\|_2 \text{Tr}\{\tilde{W}^T (W - \tilde{W})\} + \kappa \|e\|_2 \text{Tr}\{\tilde{V}^T (V - \tilde{V})\} \end{aligned} \quad (59)$$

Using the identity,  $\text{Tr}\{AB\} = \text{Tr}\{BA\}$ , and  $(AB)^T = B^T A^T$ , we get,

$$\begin{aligned} \dot{L} &= -e^T Qe - \text{Tr}\{\mu^T \mu \text{diag}\{z\}\} + \|q_\mu\|_2^2 \text{Tr}\{\hat{\sigma} (\mu z)^T\} \\ &+ \text{Tr}\{\hat{W} q_\mu^T (\mu z)^T\} + q_\mu (v + w_1 - \hat{W}^T M_r) \\ &+ \kappa \|e\|_2 \text{Tr}\{\tilde{W}^T (W - \tilde{W})\} + \kappa \|e\|_2 \text{Tr}\{\tilde{V}^T (V - \tilde{V})\} \end{aligned} \quad (60)$$

Using the identity,  $\text{Tr}\{ba^T\} = a^T b$ , on the term  $q_\mu \hat{W}^T M_r$ , we get,

$$\begin{aligned} \dot{L} &= -e^T Qe - \text{Tr}\{\mu^T \mu \text{diag}\{z\}\} + \|q_\mu\|_2^2 \text{Tr}\{\hat{\sigma} (\mu z)^T\} \\ &+ \text{Tr}\{\hat{W} q_\mu^T (\mu z)^T\} + q_\mu (v + w_1) - \text{Tr}\{\hat{W}^T \mu z q_\mu\} \\ &+ \kappa \|e\|_2 \text{Tr}\{\tilde{W}^T (W - \tilde{W})\} + \kappa \|e\|_2 \text{Tr}\{\tilde{V}^T (V - \tilde{V})\} \end{aligned} \quad (61)$$

Using the identity,  $\text{Tr}\{AB^T\} = \text{Tr}\{BA^T\}$ , we get,

$$\begin{aligned} \dot{L} &= -e^T Qe - \text{Tr}\{\mu^T \mu \text{diag}\{z\}\} + \|q_\mu\|_2^2 \text{Tr}\{\hat{\sigma} (\mu z)^T\} \\ &+ q_\mu (v + w_1) + \text{Tr}\{\mu z q_\mu \hat{W}^T\} - \text{Tr}\{\hat{W}^T \mu z q_\mu\} \\ &+ \kappa \|e\|_2 \text{Tr}\{\tilde{W}^T (W - \tilde{W})\} + \kappa \|e\|_2 \text{Tr}\{\tilde{V}^T (V - \tilde{V})\} \end{aligned} \quad (62)$$

Then, it follows from the identity,  $\text{Tr}\{AB\} = \text{Tr}\{BA\}$ , that the last two terms get cancelled. Hence, the expression simplifies as,

$$\begin{aligned} \dot{L} &= -e^T Qe - \text{Tr}\{\mu^T \mu \text{diag}\{z\}\} + \|q_\mu\|_2^2 \text{Tr}\{\hat{\sigma} (\mu z)^T\} \\ &+ q_\mu (v + w_1) + \kappa \|e\|_2 \text{Tr}\{\tilde{W}^T (W - \tilde{W})\} \\ &+ \kappa \|e\|_2 \text{Tr}\{\tilde{V}^T (V - \tilde{V})\} \end{aligned} \quad (63)$$

Using the identity,  $\text{Tr}\{ba^T\} = a^T b$ , we get,

$$\begin{aligned} \dot{L} &= -e^T Qe - \text{Tr}\{\mu^T \mu \text{diag}\{z\}\} + \|q_\mu\|_2^2 (\mu z)^T \hat{\sigma} \\ &+ q_\mu (v + w_1) + \kappa \|e\|_2 \text{Tr}\{\tilde{W}^T (W - \tilde{W})\} \\ &+ \kappa \|e\|_2 \text{Tr}\{\tilde{V}^T (V - \tilde{V})\} \end{aligned} \quad (64)$$

Substituting for  $v$ , we get,

$$\begin{aligned} \dot{L} &= -e^T Qe - \text{Tr}\{\mu^T \mu \text{diag}\{z\}\} + \|q_\mu\|_2^2 (\mu z)^T \hat{\sigma} + q_\mu w_1 \\ &- \|q_\mu\|_2 k_z (\|\hat{W}\|_F + \|\hat{V}\|_F + \|\mu\|_F \|PR\|_F + Z_m) \|e\|_2 \\ &+ \kappa \|e\|_2 \text{Tr}\{\tilde{W}^T (W - \tilde{W})\} + \kappa \|e\|_2 \text{Tr}\{\tilde{V}^T (V - \tilde{V})\} \end{aligned} \quad (65)$$

Using the fact that  $e^T Qe = K_v e^T e$ , we get,

$$\begin{aligned} \dot{L} &\leq -K_v e^T e - \text{Tr}\{\mu^T \mu \text{diag}\{z\}\} + \|q_\mu\|_2^2 (\mu z)^T \hat{\sigma} + q_\mu w_1 \\ &- \|q_\mu\|_2 k_z (\|\hat{W}\|_F + \|\hat{V}\|_F + \|\mu\|_F \|PR\|_F + Z_m) \|e\|_2 \\ &+ \kappa \|e\|_2 \text{Tr}\{\tilde{W}^T (W - \tilde{W})\} + \kappa \|e\|_2 \text{Tr}\{\tilde{V}^T (V - \tilde{V})\} \end{aligned} \quad (66)$$

Second term is always non-positive. Hence,

$$\begin{aligned} \dot{L} &\leq -K_v e^T e + \|q_\mu\|_2^2 (\mu z)^T \hat{\sigma} + q_\mu w_1 \\ &- \|q_\mu\|_2 k_z (\|\hat{W}\|_F + \|\hat{V}\|_F + \|\mu\|_F \|PR\|_F + Z_m) \|e\|_2 \\ &+ \kappa \|e\|_2 \text{Tr}\{\tilde{W}^T (W - \tilde{W})\} + \kappa \|e\|_2 \text{Tr}\{\tilde{V}^T (V - \tilde{V})\} \end{aligned} \quad (67)$$

It follows from the application of Cauchy-Schwartz inequality and the fact that the largest singular value is less than the Frobenius norm, that,

$$\|q_\mu\|_2 (\mu z)^T \hat{\sigma} \leq \|q_\mu\|_2 \|\hat{\sigma}\|_2 \|\mu\|_F \|z\|_2 \quad (68)$$

That is, there exists a constant  $c_1 > 0$ , such that,

$$\|q_\mu\|_2 (\mu z)^T \hat{\sigma} \leq c_1 \|q_\mu\|_2 \|\mu\|_F \quad (69)$$

Substituting this upper bound, and rearranging terms, we get,

$$\begin{aligned} \dot{L} &\leq -K_v \|e\|_2^2 - \|q_\mu\|_2^2 \|\mu\|_F (k_z - c_1) + q_\mu w_1 \\ &- \|q_\mu\|_2 k_z (\|\hat{W}\|_F + \|\hat{V}\|_F + Z_m) \|e\|_2 \\ &+ \kappa \|e\|_2 \text{Tr}\{\tilde{W}^T (W - \tilde{W})\} + \kappa \|e\|_2 \text{Tr}\{\tilde{V}^T (V - \tilde{V})\} \end{aligned} \quad (70)$$

Before we proceed further, we introduce the following notation,

$$Z = \begin{bmatrix} W & 0 \\ 0 & V \end{bmatrix}, \hat{Z} = \begin{bmatrix} \hat{W} & 0 \\ 0 & \hat{V} \end{bmatrix} \quad (71)$$

Once again, it follows from the application of Cauchy-Schwartz inequality and the fact that the largest singular value is less than the Frobenius norm, that there exists constants  $b_1 > 0, b_2 > 0$  and  $b_3 > 0$  such that,

$$\|w_1\|_2 \leq b_1 + b_2 \|\hat{Z}\|_F + b_3 \|\tilde{Z}\|_F \|e\|_2 \quad (72)$$

Showing this is trivial for the MRAC controller. For the steps involved in showing this for the robot arm controller, we refer the reader to [10]. Then, using Cauchy-Schwartz inequality, we can show that there exists constants,  $c_2 > 0$

and  $c_3 > 0$  such that,

$$\|w_1\|_2 \leq b_1 + b_2 \|\tilde{Z}\|_F + c_2 Z_m \|e\|_2 + c_3 \|\hat{Z}\|_F \|e\|_2 \quad (73)$$

The above inequality is valid at all points of the state space for MRAC and robot arm controller. Using the above inequality, and rearranging terms, we get the following,

$$\begin{aligned} \dot{L} &\leq -K_v \|e\|_2^2 - \|q_\mu\|_2^2 \|\mu\|_F (k_z - c_1) \\ &\quad - \|q_\mu\|_2 Z_m \|e\|_2 (k_z - c_2) - \|q_\mu\|_2 \|\hat{Z}\|_F \|e\|_2 (k_z - c_3) \\ &\quad \|q_\mu\|_2 \left( b_1 + b_2 \|\tilde{Z}\|_F \right) + \kappa \|e\|_2 \text{Tr}\{\tilde{Z}^T (Z - \tilde{Z})\} \end{aligned} \quad (74)$$

Let  $k_z \geq \max\{c_1, c_2, c_3\}$ , then,

$$\begin{aligned} \dot{L} &\leq -K_v \|e\|_2^2 + \|q_\mu\|_2 \left( b_1 + b_2 \|\tilde{Z}\|_F \right) \\ &\quad + \kappa \|e\|_2 \text{Tr}\{\tilde{Z}^T (Z - \tilde{Z})\} \end{aligned} \quad (75)$$

Using the fact that  $\text{Tr}\{\tilde{Z}^T (Z - \tilde{Z})\} \leq \|\tilde{Z}\|_F (Z_m - \|\tilde{Z}\|_F)$ , and pulling out  $\|e\|_2$ , which is a common factor, we get,

$$\begin{aligned} \dot{L} &\leq \|e\|_2 \left( -K_v \|e\|_2 + \|PR\|_F \left( b_1 + b_2 \|\tilde{Z}\|_F \right) \right) \\ &\quad + \|e\|_2 \left( \kappa \|\tilde{Z}\|_F \left( Z_m - \|\tilde{Z}\|_F \right) \right) \end{aligned} \quad (76)$$

From Lemma 1 and Lemma 3, it follows that either  $\|PR\|_F$  is a constant or  $\|PR\|_F \leq O(K_v)^{3/4}$ . Hence, there exists constants  $b_3 \leq O(K_v)^{3/4}$  and  $b_4 \leq O(K_v)^{3/4}$ , such that,

$$\begin{aligned} \dot{L} &\leq -\|e\|_2 \left( K_v \|e\|_2 - b_3 - b_4 \|\tilde{Z}\|_F \right) \\ &\quad - \|e\|_2 \left( \kappa \|\tilde{Z}\|_F \left( \|\tilde{Z}\|_F - Z_m \right) \right) \end{aligned} \quad (77)$$

Define,  $b_5 = \frac{\kappa Z_m + b_4}{2\kappa}$ . Completing squares we get the following,

$$\dot{L} \leq -\|e\|_2 \left( K_v \|e\|_2 - b_3 + \kappa (\tilde{Z}_F - b_5)^2 - \kappa b_5^2 \right) \quad (78)$$

It is clear that  $\dot{L} < 0$  when, either,

$$\|e\|_2 > \frac{b_3 + \kappa b_5^2}{K_v} = r_e \quad (79)$$

Or,

$$\tilde{Z}_F > b_5 + \sqrt{b_5^2 + \frac{b_3}{\kappa}} = r_z \quad (80)$$

Thus,  $\dot{L}$  is negative outside a compact set. If we choose  $\kappa = (K_v)^{3/4}$ , then  $b_3 + \kappa b_5^2 = O(b_3 + \kappa + b_4 + b_4^2/\kappa) = O(K_v)^{3/4}$ . Consequently, the numerator in (79) is  $\sim O(K_v)^{3/4}$ . Hence, we can choose the gain  $K_v$  to be large enough that the compact set defined by  $\mathcal{U}_e = \{e \mid \|e\|_2 \leq r_e\}$  is a strict subset of the compact set  $\mathcal{U}_f$ . This would imply that, starting from any initial condition such that  $e(0)$  lies within the compact set  $\mathcal{U}_f$ , the error should converge to the compact set  $\mathcal{U}_e$  in finite time, where the time of convergence is only dependent on the initial condition. Hence the controllers are UUB.

*Proof when  $c_w$  is a constant:* In this part,  $c_w = c$ , a constant. Substituting for  $c_w$  in (58), and using the equation for  $\dot{\mu}$ , we

get,

$$\begin{aligned} \dot{L} &= -e^T Q e - \text{Tr}\{\mu^T \mu \text{diag}\{z\}\} + c \text{Tr}\{\mu^T \hat{\sigma} z^T\} \\ &\quad + \text{Tr}\{\mu^T \hat{W} q_\mu^T z^T\} + q_\mu (v + w_1 - \hat{W}^T M_r) \\ &\quad + \kappa \|e\|_2 \text{Tr}\{\tilde{W}^T (W - \tilde{W})\} + \kappa \|e\|_2 \text{Tr}\{\tilde{V}^T (V - \tilde{V})\} \end{aligned} \quad (81)$$

The second term can be rewritten as,  $\text{Tr}\{\mu^T \mu \text{diag}\{z\}\} = \sum_i z_i \|\mu_i\|_2^2$ . Then, following similar steps up to equation (66) in the proof of part 1, we get,

$$\begin{aligned} \dot{L} &\leq -K_v e^T e - \sum_i z_i \|\mu_i\|_2^2 + c (\mu z)^T \hat{\sigma} + q_\mu w_1 \\ &\quad - \|q_\mu\|_2 k_z (\|\hat{W}\|_F + \|\hat{V}\|_F + \|\mu\|_F \|PR\|_F + Z_m) \|e\|_2 \\ &\quad + \kappa \|e\|_2 \text{Tr}\{\tilde{W}^T (W - \tilde{W})\} + \kappa \|e\|_2 \text{Tr}\{\tilde{V}^T (V - \tilde{V})\} \end{aligned} \quad (82)$$

Note that,  $(\mu z)^T \hat{\sigma} = \sum_i z_i \mu_i^T \hat{\sigma}$ . By applying Cauchy-Schwartz inequality, we can show that there exists a constant  $c_1 > 0$ , such that, we get,

$$\begin{aligned} \dot{L} &\leq -K_v \|e\|_2^2 - \sum_i z_i \|\mu_i\|_2^2 + c_1 \sum_i z_i \|\mu\|_2 + q_\mu w_1 \\ &\quad - \|q_\mu\|_2 k_z (\|\hat{W}\|_F + \|\hat{V}\|_F + Z_m) \|e\|_2 \\ &\quad + \kappa \|e\|_2 \text{Tr}\{\tilde{W}^T (W - \tilde{W})\} + \kappa \|e\|_2 \text{Tr}\{\tilde{V}^T (V - \tilde{V})\} \end{aligned} \quad (83)$$

We recall the following inequality from the previous part,

$$\|w_1\|_2 \leq b_1 + b_2 \|\tilde{Z}\|_F + c_2 Z_m \|e\|_2 + c_3 \|\hat{Z}\|_F \|e\|_2 \quad (84)$$

Using the above inequality, and rearranging terms, we get the following,

$$\begin{aligned} \dot{L} &\leq -K_v \|e\|_2^2 - \sum_i z_i \|\mu_i\|_2^2 + c_1 \sum_i z_i \|\mu\|_2 \\ &\quad - \|q_\mu\|_2 Z_m \|e\|_2 (k_z - c_2) - \|q_\mu\|_2 \|\hat{Z}\|_F \|e\|_2 (k_z - c_3) \\ &\quad \|q_\mu\|_2 \left( b_1 + b_2 \|\tilde{Z}\|_F \right) + \kappa \|e\|_2 \text{Tr}\{\tilde{Z}^T (Z - \tilde{Z})\} \end{aligned} \quad (85)$$

Let  $k_z \geq \max\{c_2, c_3\}$ , then,

$$\begin{aligned} \dot{L} &\leq -K_v \|e\|_2^2 - \sum_i z_i \|\mu_i\|_2^2 + c_1 \sum_i z_i \|\mu_i\|_2 \\ &\quad + \|q_\mu\|_2 \left( b_1 + b_2 \|\tilde{Z}\|_F \right) + \kappa \|e\|_2 \text{Tr}\{\tilde{Z}^T (Z - \tilde{Z})\} \end{aligned} \quad (86)$$

Completing squares for the second and third term we get,

$$\begin{aligned} \dot{L} &\leq -K_v \|e\|_2^2 - \sum_i z_i (\|\mu_i\|_2 - c_1/2)^2 + \sum_i z_i c_1^2/4 \\ &\quad + \|q_\mu\|_2 \left( b_1 + b_2 \|\tilde{Z}\|_F \right) + \kappa \|e\|_2 \text{Tr}\{\tilde{Z}^T (Z - \tilde{Z})\} \end{aligned} \quad (87)$$

Using the fact that,  $0 < z_i \leq 1$ , we get,

$$\begin{aligned} \dot{L} &\leq -K_v \|e\|_2^2 - \sum_i z_i (\|\mu_i\|_2 - c_1/2)^2 + \sum_i c_1^2/4 \\ &\quad + \|q_\mu\|_2 \left( b_1 + b_2 \|\tilde{Z}\|_F \right) + \kappa \|e\|_2 \text{Tr}\{\tilde{Z}^T (Z - \tilde{Z})\} \end{aligned} \quad (88)$$

The second term is always non-positive. Hence,

$$\begin{aligned} \dot{L} &\leq -K_v \|e\|_2^2 + \sum_i c_1^2/4 \\ &\quad + \|q_\mu\|_2 \left( b_1 + b_2 \|\tilde{Z}\|_F \right) + \kappa \|e\|_2 \text{Tr}\{\tilde{Z}^T (Z - \tilde{Z})\} \end{aligned} \quad (89)$$

We can rewrite the above expression as,

$$\begin{aligned} \dot{L} &\leq -\frac{K_v}{2} \|e\|_2^2 + \sum_i c_1^2/4 \\ &\quad - \frac{K_v}{2} \|e\|_2^2 + \|q_\mu\|_2 \left( b_1 + b_2 \|\tilde{Z}\|_F \right) \\ &\quad + \kappa \|e\|_2 \text{Tr}\{\tilde{Z}^T (Z - \tilde{Z})\} \end{aligned} \quad (90)$$

Using the fact that  $\text{Tr}\{\tilde{Z}^T (Z - \tilde{Z})\} \leq \|\tilde{Z}\|_F (Z_m - \|\tilde{Z}\|_F)$ , and pulling  $\|e\|_2$  out of the last three terms, we get,

$$\begin{aligned} \dot{L} &\leq -\frac{K_v}{2} \|e\|_2^2 + \sum_i c_1^2/4 \\ &\quad + \|e\|_2 \left( -\frac{K_v}{2} \|e\|_2 + \|PR\|_F \left( b_1 + b_2 \|\tilde{Z}\|_F \right) \right) \\ &\quad + \|e\|_2 \left( \kappa \|\tilde{Z}\|_F \left( Z_m - \|\tilde{Z}\|_F \right) \right) \end{aligned} \quad (91)$$

From Lemma 1 and Lemma 3, it follows that either  $\|PR\|_F$  is a constant or  $\|PR\|_F \leq O(K_v)^{3/4}$ . Hence, there exists constants  $b_3 \leq O(K_v)^{3/4}$  and  $b_4 \leq O(K_v)^{3/4}$ , such that,

$$\begin{aligned} \dot{L} &\leq -\frac{K_v}{2} \|e\|_2^2 + \sum_i c_1^2/4 - \|e\|_2 \left( \frac{K_v}{2} \|e\|_2 - b_3 \right) \\ &\quad - \|e\|_2 \left( -b_4 \|\tilde{Z}\|_F + \kappa \|\tilde{Z}\|_F \left( \|\tilde{Z}\|_F - Z_m \right) \right) \end{aligned} \quad (92)$$

Define,  $b_5 = \frac{\kappa Z_m + b_4}{2\kappa}$ . Completing squares we get the following,

$$\begin{aligned} \dot{L} &\leq -\frac{K_v}{2} \|e\|_2^2 + \sum_i c_1^2/4 - \|e\|_2 \left( \frac{K_v}{2} \|e\|_2 - b_3 \right) \\ &\quad - \|e\|_2 \kappa \left( (\tilde{Z}_F - b_5)^2 - b_5^2 \right) \end{aligned} \quad (93)$$

It is clear that  $\dot{L} < 0$  when,

$$\|e\|_2 > \frac{2(b_3 + \kappa b_5^2)}{K_v} = r_{1,e} \quad (94)$$

OR,

$$\tilde{Z}_F > b_5 + \sqrt{b_5^2 + \frac{b_3}{\kappa}} = r_z \quad (95)$$

AND,

$$\|e\|_2 > \sqrt{\frac{\sum_i c_1^2}{2K_v}} = r_{2,e} \quad (96)$$

Thus,  $\dot{L}$  is negative outside a compact set. Define,  $r_e = \max\{r_{1,e}, r_{2,e}\}$ . If we choose  $\kappa = K_v^3/4$ , then  $\kappa b_5^2 = O(\kappa + b_4 + b_4^2/\kappa) = O(K_v)^{3/4}$ . Consequently, the numerator in (94) is  $\sim O(K_v)^{3/4}$ . Hence, we can choose the gain  $K_v$  to be large enough that the compact set defined by  $\mathcal{U}_e = \{e \mid \|e\|_2 \leq r_e\}$  is a strict subset of the compact set  $\mathcal{U}_f$ . This would imply that,

starting from any initial condition such that  $e(0)$  lies within the compact set  $\mathcal{U}_f$ , the error should converge to the compact set  $\mathcal{U}_e$  in finite time, where the time of convergence is only dependent on the initial condition. Hence the controllers are UUB. ■

PLACE  
PHOTO  
HERE

**Deepan Muthirayan** is currently a Post-doctoral Researcher in the department of Electrical Engineering and Computer Science at University of California at Irvine. He obtained his Phd from the University of California at Berkeley (2016) and B.Tech/M.tech degree from the Indian Institute of Technology Madras (2010). His doctoral thesis work focussed on market mechanisms for integrating demand flexibility in energy systems. Before his term at UC Irvine he was a post-doctoral associate at Cornell University where his work focussed on online

scheduling algorithms for managing demand flexibility. His current research interests include control theory, machine learning, learning for control, online learning, online algorithms, game theory, and their application to smart systems.

PLACE  
PHOTO  
HERE

**Pramod Khargonekar** received B. Tech. Degree in electrical engineering in 1977 from the Indian Institute of Technology, Bombay, India, and M.S. degree in mathematics in 1980 and Ph.D. degree in electrical engineering in 1981 from the University of Florida, respectively. He was Chairman of the Department of Electrical Engineering and Computer Science from 1997 to 2001 and also held the position of Claude E. Shannon Professor of Engineering Science at The University of Michigan. From 2001 to 2009, he was Dean of the College of Engineering and Eckis Professor of Electrical and Computer Engineering at the University of Florida till 2016. After serving briefly as Deputy Director of Technology at ARPA-E in 2012-13, he was appointed by the National Science Foundation (NSF) to serve as Assistant Director for the Directorate of Engineering (ENG) in March 2013, a position he held till June 2016. Currently, he is Vice Chancellor for Research and Distinguished Professor of Electrical Engineering and Computer Science at the University of California, Irvine. His research and teaching interests are centered on theory and applications of systems and control. He has received numerous honors and awards including IEEE Control Systems Award, IEEE Baker Prize, IEEE CSS Axelby Award, NSF Presidential Young Investigator Award, AACC Eckman Award, and is a Fellow of IEEE, IFAC, and AAAS.