

LOCALIZING ADVERTS IN OUTDOOR SCENES

Soumyabrata Dev¹, Murhaf Hossari¹, Matthew Nicholson¹, Killian McCabe¹, Atul Nautiyal¹,
Clare Conran¹, Jian Tang³, Wei Xu³, and François Pitié^{1,2}

¹The ADAPT SFI Research Centre, Trinity College Dublin

²Department of Electronic & Electrical Engineering, Trinity College Dublin

³Huawei Ireland Research Center, Dublin

ABSTRACT

Online videos have witnessed an unprecedented growth over the last decade, owing to wide range of content creation. This provides the advertisement and marketing agencies plethora of opportunities for targeted advertisements. Such techniques involve replacing an existing advertisement in a video frame, with a new advertisement. However, such post-processing of online videos is mostly done manually by video editors. This is cumbersome and time-consuming. In this paper, we propose *DeepAds* – a deep neural network, based on the simple encoder-decoder architecture, that can accurately localize the position of an advert in a video frame. Our approach of localizing billboards in outdoor scenes using neural nets, is the first of its kind, and achieves the best performance. We benchmark our proposed method with other semantic segmentation algorithms, on a public dataset of outdoor scenes with manually annotated billboard binary maps.

Index Terms— advertisement, online videos, DeepAds.

1. INTRODUCTION

With the recent growth in the number of online videos, there is a massive opportunity for advertisement and marketing agencies for targeted advertisements. The consumers have an insatiable appetite for media, and impressive technological advances in the domain of multimedia is creating several avenues for the consumers to view the videos at ease.

Imagine a video content is generated in California, United States, and it needs to be witnessed by viewers in Tokyo, Japan. The demographics and the consumer habits in California and Tokyo are considerably different. In order to provide an impactful viewing experience to viewers in Tokyo, the adverts in the online video needs to be carefully curated. It is therefore, of huge economic merit, to create an advert creation system [1], that can accurately detect [2], and seamlessly integrate new adverts in existing on-demand video content.

Most of the existing works in the literature [3, 4] involve identification of logos in video frames, or detecting advertise-

ment clips in video streams. None of the work involve the general task of localizing existing billboards/advertisement boards in outdoor scenes. Recently, in [5], we proposed the first large-scale dataset of outdoor scenes with manually annotated binary maps of billboard location. In this paper, our key idea is to exploit deep neural networks based segmentation algorithms on this dataset of outdoor scenes. Such approach can automatically localize the position of advertisement in a video frame, and thus assist video editors in significantly reducing the amount of manual annotation of the frames in the original video for personalized marketing. In this paper, we focus our attention on outdoor-scene videos containing street billboards. We interchangeably use the term *advert* and *billboard* to indicate an advertisement candidate in the video frame.

The main contributions of this paper are: (a) we compare the performance of existing semantic segmentation deep neural network architectures for automatic billboard localization, and (b) we also propose a lightweight convolution-deconvolution architecture that achieves best-in-class performance in localizing billboard in outdoor scenes.

2. BILLBOARD LOCALIZATION

2.1. Deep-learning based architectures for semantic segmentation

In this section, we explore the various state-of-the-art algorithms in semantic segmentation, that can be exploited to localize billboards in outdoor scene images. Prior to the release of our dataset in [5], there exists no publicly available dataset of street-view images, with manually annotated billboard maps. Therefore, it is interesting for us to explore how the various recent algorithms on object instance segmentation, perform in this specific application of localizing billboards. With the success of convolutional neural networks in visual computing, several neural models were developed for the task of semantic segmentation. To the best of our knowledge, no models were developed specifically for the task of localizing billboards in outdoor scenes, for the task of targeted advertisements.

In [6], Long et al. proposed Fully Convolutional Network

The ADAPT Centre for Digital Content Technology is funded under the SFI Research Centres Programme (Grant 13/RC/2106) and is co-funded under the European Regional Development Fund.

Send correspondence to F. Pitié (PITIEF@tcd.ie).




Fig. 2: Subjective evaluation of several benchmarking algorithms. We represent sample (a) input images, along with (b) probabilistic output map of DeepAds model, and (c) binary output map of proposed DeepAds model. We also show the results obtained from (d) FCN, (e) PSPNet and (f) U-net for benchmarking purposes.

i by $t_i = \sum_{j=1}^{n_{cl}} n_{ij}$. Using these notations, we define the various metrics as follows: Pixel Accuracy (PA) = $\frac{\sum_i n_{ii}}{\sum_i t_i}$, Mean Accuracy (MA) = $\frac{1}{n_{cl}} \sum_i \frac{n_{ii}}{t_i}$, Mean Intersection Over Union (mIOU) = $\frac{1}{n_{cl}} \frac{\sum_i n_{ii}}{t_i + \sum_j n_{ji} - n_{ii}}$, and Frequency Weighted Intersection Over Union (fwIOU) = $\frac{1}{\sum_k t_k} \frac{\sum_i t_i n_{ii}}{t_i + \sum_j n_{ji} - n_{ii}}$.

We compute these metrics for individual images in the testing set, using the binary predicted mask and binary ground truth map. We compute the average values of these metrics across all the testing images. Table 1 summarizes the results of the various benchmarking approaches in the dataset of billboard images.

	PA	MA	mIOU	fwIOU
FCN	0.962	0.699	0.638	0.937
PSPNet	0.554	0.558	0.304	0.521
U-Net	0.721	0.814	0.432	0.689
DeepAds	0.971	0.776	0.722	0.950

Table 1: Performance evaluation of the proposed DeepAds model in localizing adverts. The best performance in each category is marked in bold. Our proposed approach performs the best, as compared to the other benchmarking algorithms.

We observe that the PSPnet performs worse as compared to other approaches, owing to non-convergence to the optimal solution. The U-net architecture, based on encoder-decoder architecture has the best mean accuracy, but, fails poorly on the other metrics. Our simple architecture of DeepAds can efficiently learn the semantics of the advertisements in the outdoor scenes, and provides the best scores in pixel accuracy,

mean IOU, and frequency weighted IOU. Furthermore, being a simple and lightweight model, the results from the FCN network are closer to the performance of DeepAds.

3.3. Determination of threshold

The output of our DeepAds model is a probabilistic image, wherein each pixel in the image is classified as either belonging to *billboard* or *no billboard* classes. We employ a simple thresholding approach to convert the probabilistic mask into a binary mask. We perform this thresholding experiment for varying range of threshold values in the interval $[0, 1]$ with steps of 0.05. We compute the pixel accuracy for all the testing images, across the different threshold values. The pixel classification accuracy is defined by: Accuracy = $\frac{TP+TN}{TP+TN+FP+FN}$, where TP , TN , FP and FN denote the true positives, true negatives, false positives and false negatives respectively for the binary classification task.

Figure 3 shows the distribution of the accuracy values across all the threshold values. It is clear that the mean accuracy is low, for small- and large- values of the discrimination threshold. The largest mean accuracy corresponds for the threshold value of 0.5 – we chose this as the threshold to convert the probabilistic map into the binary map for evaluation purposes. Of course, this is a design parameter, and it can be further tuned based on the considered application.

Furthermore, we also compute the receiver operating characteristics (ROC) curve for the proposed DeepAds model. The ROC curve is a plot between false positive rate (FPR) and true positive rate (TPR) for the varying threshold values in the range $[0, 1]$. The FPR and TPR are defined as follows:

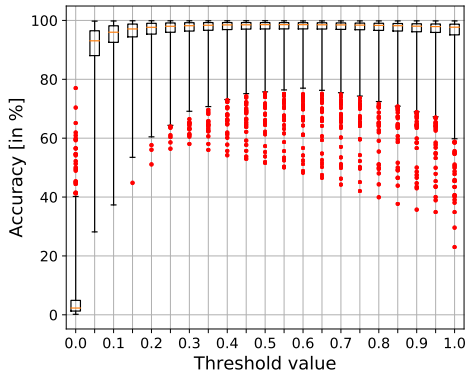


Fig. 3: Distribution of the accuracy values (measured in %) across the different threshold values.

$$\text{FPR} = \frac{FP}{FP+TN}, \text{ and } \text{TPR} = \frac{TP}{TP+FN}.$$

We show the ROC curve in Fig. 4. We also plot the corresponding values of FPR and TPR for the other benchmarking methods. As there are no thresholds involved in the other approaches, each deep neural net model correspond to a single point in the ROC plot area. We observe that our proposed DeepAds model has better performance than the other benchmarking methods, for most of the threshold values. As FCN is also a light-weight deep neural network, its performance is closer to that of DeepAds. In conclusion, we also arrive at similar conclusions from the ROC plot– the DeepAds model with a threshold value of 0.5, has the most competitive performance in localizing billboards in outdoor scene images, as compared to the other benchmarking methods.

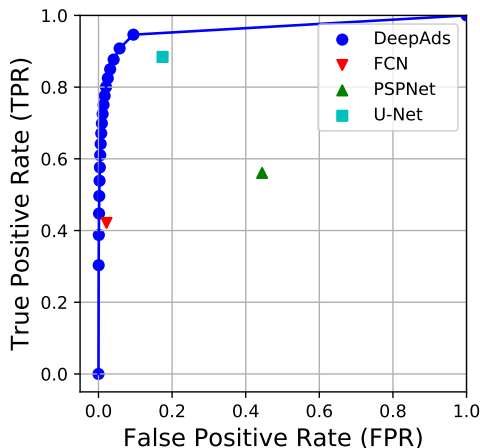


Fig. 4: Receiver operating characteristic (ROC) curve for varying thresholds in DeepAds model. We also plot the FPR and TPR values for the other benchmarking methods.

4. CONCLUSION AND FUTURE WORK

In this paper, we have proposed a deep neural network called DeepAds that can accurately localize the position of an advert in an outdoor scene image. This is particularly useful for advertisement and marketing agencies, for creating personalized video content for consumers. Our approach of localizing

advert in a video frame is the first of its kind in the domain of advertisement and multimedia. We achieve the state-of-the-art results on a publicly available dataset of outdoor scenes. In the future, we will explore the possibility of using DeepAds model to identify new spaces in an outdoor scene, which can be used as viable locations for advertisement integration.

5. REFERENCES

- [1] A. Nautiyal, K. McCabe, M. Hossari, S. Dev, M. Nicholson, C. Conran, D. McKibben, J. Tang, X. Wei, and F. Pitié, “An advert creation system for next-gen publicity,” in *Proc. ECML-PKDD*, 2018.
- [2] M. Hossari, S. Dev, M. Nicholson, K. McCabe, A. Nautiyal, C. Conran, J. Tang, W. Xu, and F. Pitié, “ADNet: A deep network for detecting adverts,” *arXiv preprint arXiv:1811.04115*, 2018.
- [3] M. Covell, S. Baluja, and M. Fink, “Advertisement detection and replacement using acoustic and visual repetition,” in *Multimedia Signal Processing, 2006 IEEE 8th workshop on*. IEEE, 2006, pp. 461–466.
- [4] Z. Hussain, M. Zhang, X. Zhang, K. Ye, C. Thomas, Z. Agha, N. Ong, and A. Kovashka, “Automatic understanding of image and video advertisements,” in *2017 IEEE Conference on Computer Vision and Pattern Recognition (CVPR)*. IEEE, 2017, pp. 1100–1110.
- [5] S. Dev, M. Hossari, M. Nicholson, K. McCabe, A. Nautiyal, C. Conran, J. Tang, W. Xu, and F. Pitié, “The ALOS dataset for advert localization in outdoor scenes,” in *Proc. Eleventh International Conference on Quality of Multimedia Experience (QoMEX)*, 2019.
- [6] J. Long, E. Shelhamer, and T. Darrell, “Fully convolutional networks for semantic segmentation,” in *Proceedings of the IEEE conference on computer vision and pattern recognition*, 2015, pp. 3431–3440.
- [7] O. Ronneberger, P. Fischer, and T. Brox, “U-net: Convolutional networks for biomedical image segmentation,” in *International Conference on Medical image computing and computer-assisted intervention*. Springer, 2015, pp. 234–241.
- [8] H. Zhao, J. Shi, X. Qi, X. Wang, and J. Jia, “Pyramid scene parsing network,” in *IEEE Conf. on Computer Vision and Pattern Recognition (CVPR)*, 2017, pp. 2881–2890.
- [9] M. Cordts, M. Omran, S. Ramos, T. Rehfeld, M. Enzweiler, R. Benenson, U. Franke, S. Roth, and B. Schiele, “The cityscapes dataset for semantic urban scene understanding,” in *Proceedings of the IEEE conference on computer vision and pattern recognition*, 2016, pp. 3213–3223.