

On the Wiener complexity and the Wiener index of fullerene graphs

Andrey A. Dobrynin^{1,2}, Andrei Yu. Vesnin^{1,2,3}

¹*Novosibirsk State University, Novosibirsk, 630090, Russia*

²*Sobolev Institute of Mathematics, Siberian Branch of the Russian Academy of Sciences, Novosibirsk, 630090, Russia*

³*Tomsk State University, Tomsk, 634050, Russia*

dobr@math.nsc.ru, vesnin@math.nsc.ru

Abstract

Fullerenes are molecules in the form of cage-like polyhedra, consisting solely of carbon atoms. Fullerene graphs are mathematical models of fullerene molecules. The transmission of a vertex v of a graph is the sum of distances from v to all the other vertices. The number of different vertex transmissions is called the Wiener complexity of a graph. Some calculation results on the Wiener complexity and the Wiener index of fullerene graphs of order $n \leq 216$ are presented. Structure of graphs with the maximal Wiener complexity or the maximal Wiener index is discussed and formulas for the Wiener index of several families of graphs are obtained.

1 Introduction

A fullerene is a spherically shaped molecule consists of carbon atoms in which every carbon ring is either a pentagon or a hexagon and every atom has bonds with exactly three other atoms. The molecule may be a hollow sphere, ellipsoid, tube, or many other shapes and sizes. Fullerenes have been the subject of intense research, both for their chemistry and for their technological applications, especially in nanotechnology and materials science [7,11].

Molecular graphs of fullerenes are called *fullerene graphs*. A fullerene graph is a 3-connected 3-regular planar graph with only pentagonal and hexagonal faces. By Euler's polyhedral formula, the number of pentagonal faces is always 12. It is known that fullerene graphs with n vertices exist for all even $n \geq 24$ and for $n = 20$. The number of all non-isomorphic fullerene graphs can be found in [8,20,26]. The set of fullerene graphs with n vertices will be denoted as F_n . The number of faces of graphs in F_n is $f = n/2 + 2$ and,

therefore, the number of hexagonal faces is $n/2 - 10$. Despite the fact that the number of pentagonal faces is negligible compared to the number of hexagonal faces, their location is crucial to the shape and properties of fullerene molecules. Fullerenes where no two pentagons are adjacent, *i. e.*, each pentagon is surrounded by five hexagons, satisfy the isolated pentagon rule and called *IPR fullerene*. The number of all non-isomorphic IPR fullerenes was reported, for example, in [25, 26]. They are considered as thermodynamic stable fullerene compounds. Description of mathematical properties of fullerene graphs can be found in [4, 7, 11, 19, 20, 36].

The vertex set of a graph G is denoted by $V(G)$. The number of vertices of G is called its *order*. By distance $d(u, v)$ between vertices $u, v \in V(G)$ we mean the standard distance of a simple graph G , *i. e.*, the number of edges on a shortest path connecting these vertices in G . The maximal distances between vertices of a graph G is called the *diameter* $D(G)$ of G . Vertices are *diametrical* if the distance between them is equal to the diameter of a graph. The *transmission* of vertex $v \in V(G)$ is defined as the sum of distances from v to all the other vertices of G , $tr(v) = \sum_{u \in V(G)} d(v, u)$. Transmissions of vertices are used for design of many distance-based topological indices [37]. Usually, a topological index is a graph invariant that maps a set of graphs to a set of numbers such that invariant values coincide for isomorphic graphs. A half of the sum of vertex transmissions gives the *Wiener index* that has found important applications in chemistry (see selected books and reviews [12, 17, 18, 28–30, 35, 38, 39]),

$$W(G) = \sum_{\{u,v\} \subseteq V(G)} d(u, v) = \frac{1}{2} \sum_{v \in V(G)} tr(v).$$

The Wiener index was introduced as structural descriptor for acyclic organic molecules by Harold Wiener [40]. The definition of the Wiener index in terms of distances between vertices of a graph was first given by Haruo Hosoya [31].

The number of different vertex transmissions in a graph G is known as the *Wiener complexity* [2] (or the *Wiener dimension* [1]), $C_W(G)$. This graph invariant is a measure of transmission variety. A graph is called *transmission irregular* if it has the largest possible Wiener complexity over all graphs of a given order, *i. e.*, vertices of the graph have pairwise different transmissions. Various properties of transmission irregular graphs were studied in [2, 3, 34]. It was shown that almost all graphs are not transmission irregular. Infinite families of transmission irregular graphs were constructed for trees, 2-connected graphs and 3-connected cubic graphs in [3, 13–16].

In this paper, we present some results of studies of the Wiener complexity and the Wiener index of fullerene graphs. In particular, we are interested in two questions: does there exist of a transmission irregular fullerene graph and can a graph with the maximal Wiener complexity has the maximal Wiener index?

2 Distribution of graphs with respect to their Wiener complexity

Distributions of fullerene graphs with respect to their Wiener complexity have been obtained for $n \leq 216$ vertices ($f \leq 110$ faces). As an illustration, we present data for graphs with 196 vertices (100 faces). The number of graphs of F_{196} is 177 175 687. Distribution of graphs of this family with respect to C_W is presented in Table 1. A graphical representation of these data is shown in Fig. 1.

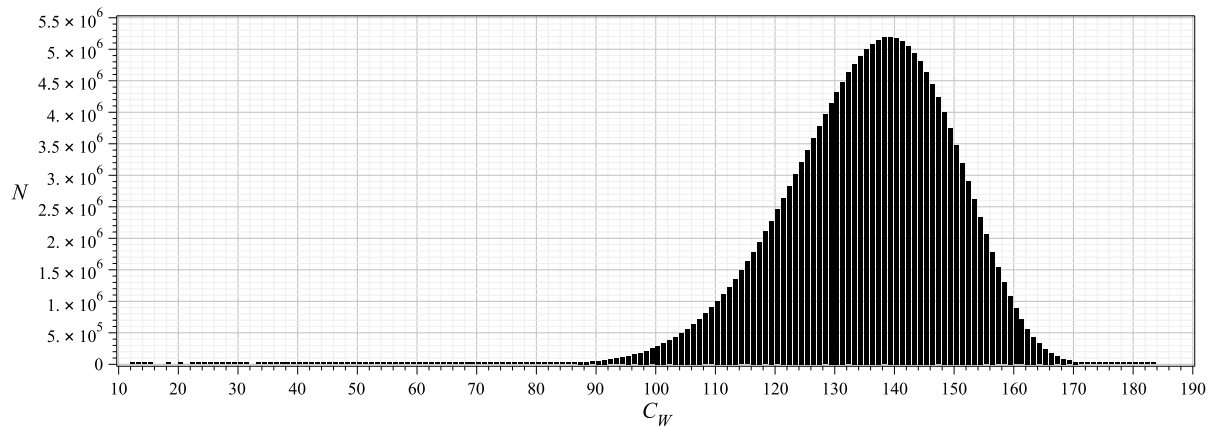


Figure 1. Distribution of fullerene graphs of F_{196} with respect to their Wiener complexity (N is the number of graphs).

3 Wiener complexity of fullerene graphs

Denote by C_n the maximal Wiener complexity among all fullerene graphs with n vertices, *i. e.*, $C_n = \max\{C_W(G) \mid G \in F_n\}$. Fullerene graphs with maximal Wiener complexity have been examined for $n \leq 216$ vertices. Let g_n be a difference between order and the Wiener complexity, $g_n = n - C_n$. Then a transmission irregular graph has $g_n = 0$. It is obvious that a transmission irregular graph has the identity automorphism group.

The behavior of g_n when the number of vertices n increases is shown in Fig. 2. The bottom and top lines correspond to all fullerene graphs and to IPR fullerene graphs, respectively. Explicit values of C_n and quantity g_n of the graphs are presented in Table 2. Since the minimal g_n is equal to 9, we can formulate the following statement.

Proposition 1. *There do not exist transmission irregular fullerene graphs with $n \leq 216$ vertices.*

Since the almost all fullerene graphs have no symmetries, we believe that transmission irregular graphs exist for large number of vertices.

Problem 1. *Does there exist a transmission irregular fullerene graph (IPR fullerene graph)? If yes, then what is the smallest order of such graphs?*

Table 1. Distribution of fullerene graphs of F_{196} with respect to the Wiener complexity C_W (N is the number of graphs).

| C_W | N | C_W | N | C_W | N | C_W | N | C_W | N | C_W | N |
|-------|-----|-------|------|-------|--------|-------|---------|-------|---------|-------|---------|
| 13 | 1 | 45 | 162 | 73 | 4635 | 101 | 289459 | 129 | 3966428 | 157 | 1787105 |
| 14 | 2 | 46 | 176 | 74 | 5426 | 102 | 333904 | 130 | 4148282 | 158 | 1534799 |
| 15 | 3 | 47 | 178 | 75 | 6367 | 103 | 380828 | 131 | 4323678 | 159 | 1296521 |
| 16 | 1 | 48 | 134 | 76 | 7143 | 104 | 437958 | 132 | 4482070 | 160 | 1080839 |
| 19 | 1 | 49 | 101 | 77 | 8442 | 105 | 498054 | 133 | 4630277 | 161 | 885355 |
| 21 | 1 | 50 | 86 | 78 | 9680 | 106 | 564113 | 134 | 4766726 | 162 | 713786 |
| 23 | 5 | 51 | 78 | 79 | 10834 | 107 | 637114 | 135 | 4889247 | 163 | 564259 |
| 24 | 3 | 52 | 90 | 80 | 12451 | 108 | 718248 | 136 | 4999476 | 164 | 438608 |
| 25 | 1 | 53 | 114 | 81 | 13990 | 109 | 804261 | 137 | 5082927 | 165 | 331636 |
| 26 | 4 | 54 | 100 | 82 | 16160 | 110 | 899361 | 138 | 5147054 | 166 | 246578 |
| 27 | 7 | 55 | 112 | 83 | 18120 | 111 | 1000968 | 139 | 5186406 | 167 | 178749 |
| 28 | 1 | 56 | 132 | 84 | 20406 | 112 | 1110963 | 140 | 5195292 | 168 | 126604 |
| 29 | 4 | 57 | 173 | 85 | 23226 | 113 | 1231994 | 141 | 5177020 | 169 | 87271 |
| 30 | 4 | 58 | 247 | 86 | 26153 | 114 | 1357031 | 142 | 5131736 | 170 | 58523 |
| 31 | 4 | 59 | 268 | 87 | 29857 | 115 | 1490391 | 143 | 5052595 | 171 | 38065 |
| 32 | 8 | 60 | 325 | 88 | 34232 | 116 | 1632573 | 144 | 4943731 | 172 | 23910 |
| 33 | 10 | 61 | 429 | 89 | 39558 | 117 | 1783764 | 145 | 4809637 | 173 | 14592 |
| 34 | 8 | 62 | 551 | 90 | 46466 | 118 | 1941577 | 146 | 4643527 | 174 | 8433 |
| 35 | 13 | 63 | 619 | 91 | 55187 | 119 | 2108524 | 147 | 4450101 | 175 | 4630 |
| 36 | 12 | 64 | 846 | 92 | 65082 | 120 | 2278437 | 148 | 4236185 | 176 | 2549 |
| 37 | 33 | 65 | 1039 | 93 | 77669 | 121 | 2459465 | 149 | 4005961 | 177 | 1318 |
| 38 | 27 | 66 | 1268 | 94 | 92772 | 122 | 2636351 | 150 | 3750830 | 178 | 653 |
| 39 | 48 | 67 | 1587 | 95 | 110504 | 123 | 2825077 | 151 | 3479586 | 179 | 306 |
| 40 | 60 | 68 | 1777 | 96 | 130842 | 124 | 3016435 | 152 | 3198568 | 180 | 130 |
| 41 | 78 | 69 | 2267 | 97 | 155105 | 125 | 3210085 | 153 | 2912936 | 181 | 71 |
| 42 | 121 | 70 | 2704 | 98 | 181583 | 126 | 3401907 | 154 | 2624386 | 182 | 26 |
| 43 | 132 | 71 | 3279 | 99 | 214088 | 127 | 3594118 | 155 | 2339326 | 183 | 8 |
| 44 | 153 | 72 | 4016 | 100 | 249142 | 128 | 3784693 | 156 | 2059994 | 184 | 5 |

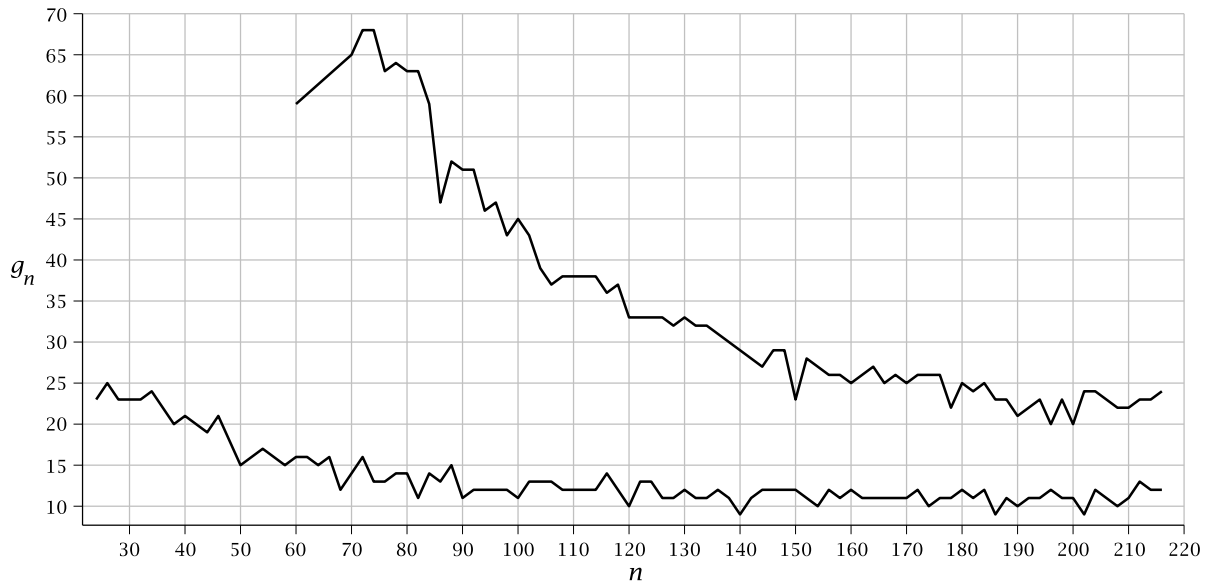


Figure 2. Difference g_n between order and the maximal Wiener complexity of fullerene graphs.

Table 2. Maximal Wiener complexity C_n and $g_n = n - C_n$ of fullerene graphs of F_n (N is the number of graphs with C_n).

| n | C_n | g_n | N | n | C_n | g_n | N | n | C_n | g_n | N | n | C_n | g_n | N |
|-----|-------|-------|-----|-----|-------|-------|-----|-----|-------|-------|-----|-----|-------|-------|-----|
| 20 | 1 | 19 | 1 | 72 | 56 | 16 | 6 | 122 | 109 | 13 | 5 | 172 | 160 | 12 | 1 |
| 24 | 2 | 22 | 1 | 74 | 61 | 13 | 1 | 124 | 111 | 13 | 5 | 174 | 164 | 10 | 1 |
| 26 | 2 | 24 | 1 | 76 | 63 | 13 | 1 | 126 | 115 | 11 | 1 | 176 | 165 | 11 | 1 |
| 28 | 5 | 23 | 1 | 78 | 64 | 14 | 2 | 128 | 117 | 11 | 1 | 178 | 167 | 11 | 2 |
| 30 | 7 | 23 | 1 | 80 | 66 | 14 | 2 | 130 | 118 | 12 | 3 | 180 | 168 | 12 | 1 |
| 32 | 9 | 23 | 1 | 82 | 71 | 11 | 1 | 132 | 121 | 11 | 1 | 182 | 171 | 11 | 1 |
| 34 | 10 | 24 | 2 | 84 | 70 | 14 | 2 | 134 | 123 | 11 | 3 | 184 | 172 | 12 | 4 |
| 36 | 14 | 22 | 1 | 86 | 73 | 13 | 3 | 136 | 124 | 12 | 1 | 186 | 177 | 9 | 1 |
| 38 | 18 | 20 | 1 | 88 | 73 | 15 | 7 | 138 | 127 | 11 | 2 | 188 | 177 | 11 | 1 |
| 40 | 19 | 21 | 1 | 90 | 79 | 11 | 1 | 140 | 131 | 9 | 1 | 190 | 180 | 10 | 1 |
| 42 | 22 | 20 | 1 | 92 | 80 | 12 | 1 | 142 | 131 | 11 | 1 | 192 | 181 | 11 | 1 |
| 44 | 25 | 19 | 1 | 94 | 82 | 12 | 1 | 144 | 132 | 12 | 2 | 194 | 183 | 11 | 2 |
| 46 | 25 | 21 | 4 | 96 | 84 | 12 | 2 | 146 | 134 | 12 | 4 | 196 | 184 | 12 | 5 |
| 48 | 30 | 18 | 1 | 98 | 86 | 12 | 1 | 148 | 136 | 12 | 1 | 198 | 187 | 11 | 2 |
| 50 | 35 | 15 | 1 | 100 | 89 | 11 | 1 | 150 | 138 | 12 | 4 | 200 | 189 | 11 | 2 |
| 52 | 36 | 16 | 1 | 102 | 89 | 13 | 4 | 152 | 141 | 11 | 1 | 202 | 193 | 9 | 1 |
| 54 | 37 | 17 | 1 | 104 | 91 | 13 | 3 | 154 | 144 | 10 | 1 | 204 | 192 | 12 | 1 |
| 56 | 40 | 16 | 1 | 106 | 93 | 13 | 3 | 156 | 144 | 12 | 3 | 206 | 195 | 11 | 3 |
| 58 | 43 | 15 | 2 | 108 | 96 | 12 | 1 | 158 | 147 | 11 | 1 | 208 | 198 | 10 | 1 |
| 60 | 44 | 16 | 3 | 110 | 98 | 12 | 2 | 160 | 148 | 12 | 2 | 210 | 199 | 11 | 1 |
| 62 | 46 | 16 | 3 | 112 | 100 | 12 | 1 | 162 | 151 | 11 | 2 | 212 | 199 | 13 | 8 |
| 64 | 49 | 15 | 5 | 114 | 102 | 12 | 1 | 164 | 153 | 11 | 1 | 214 | 202 | 12 | 3 |
| 66 | 50 | 16 | 2 | 116 | 102 | 14 | 4 | 166 | 155 | 11 | 2 | 216 | 204 | 12 | 4 |
| 68 | 56 | 12 | 1 | 118 | 106 | 12 | 3 | 168 | 157 | 11 | 2 | - | - | - | - |
| 70 | 56 | 14 | 1 | 120 | 110 | 10 | 2 | 170 | 159 | 11 | 2 | - | - | - | - |

4 Graphs with the maximal Wiener complexity

In this section, we study the following problem: can the Wiener index of a fullerene graph with the maximal Wiener complexity be maximal? Numerical data for the Wiener indices of fullerene graphs of order $n \leq 216$ are presented in Table 3. Here three columns C_n , W , and D are the maximal Wiener complexity, the Wiener index and the diameter of graphs with C_n , respectively. Three columns W_m , C_W , and D contain the maximal Wiener index, the Wiener complexity and the diameter of graphs with W_m .

Based on data of Tables 2 and 3, one can make the following observations.

- Several fullerene graphs of fixed n may have the maximal Wiener complexity C_n while the only one fullerene graph has the maximal Wiener index.
- Wiener indices of fullerene graphs with fixed C_n ($|F_n| > 1$) are not maximal except graphs of order $n = 28$ with $W = 1198$ ($|F_{28}| = 2$).
- Almost all fullerene graphs with fixed C_n have distinct Wiener indices. The only exception are graphs of order 46 with $W = 4289$ (the sequences of their vertex transmissions are distinct).

Table 3. Maximal Wiener complexity and Wiener indices of fullerene graphs.

| n | C_n | W | D | W_m | C_W | D | t | n | C_n | W | D | W_m | C_W | D | t |
|-----|-------|-------|-----|-------|-------|-----|------|-----|-------|-------|-----|-------|-------|-----|------|
| 20 | 1 | 500 | 5 | 500 | 1 | 5 | | 84 | 70 | 19939 | 13 | 21754 | 21 | 15 | $c1$ |
| 24 | 2 | 804 | 5 | 804 | 2 | 5 | | | | 20076 | 13 | | | | |
| 26 | 2 | 987 | 6 | 987 | 2 | 6 | b | 86 | 73 | 21404 | 13 | 23467 | 8 | 16 | b |
| 28 | 5 | 1198 | 6 | 1198 | 5 | 6 | | | | 21521 | 13 | | | | |
| 30 | 7 | 1431 | 6 | 1435 | 3 | 6 | a | | | 21593 | 13 | | | | |
| 32 | 9 | 1688 | 6 | 1696 | 3 | 7 | b | 88 | 73 | 22359 | 13 | 24714 | 21 | 16 | $c2$ |
| 34 | 10 | 1973 | 7 | 1978 | 10 | 7 | | | | 22421 | 13 | | | | |
| | | 1978 | 7 | | | | | | | 22604 | 13 | | | | |
| 36 | 14 | 2288 | 7 | 2298 | 8 | 7 | $c1$ | | | 22616 | 13 | | | | |
| 38 | 18 | 2627 | 7 | 2651 | 4 | 8 | b | | | 22619 | 13 | | | | |
| 40 | 19 | 3001 | 7 | 3035 | 4 | 8 | a | | | 22750 | 14 | | | | |
| 42 | 22 | 3397 | 8 | 3415 | 19 | 8 | $d1$ | | | 22939 | 14 | | | | |
| 44 | 25 | 3830 | 8 | 3888 | 4 | 9 | b | 90 | 79 | 23923 | 14 | 27155 | 9 | 17 | a |
| 46 | 25 | 4285 | 8 | 4322 | 19 | 9 | $d2$ | 92 | 80 | 25731 | 15 | 28256 | 8 | 17 | b |
| | | 4289 | 8 | | | | | 94 | 82 | 26793 | 14 | 28910 | 44 | 17 | $d2$ |
| | | 4289 | 8 | | | | | 96 | 84 | 28274 | 14 | 31418 | 24 | 17 | $c1$ |
| | | 4291 | 8 | | | | | | | 28317 | 15 | | | | |
| 48 | 30 | 4795 | 9 | 4858 | 12 | 9 | $c1$ | 98 | 86 | 30068 | 15 | 33651 | 9 | 18 | b |
| 50 | 35 | 5310 | 9 | 5455 | 5 | 9 | a | 100 | 89 | 31196 | 15 | 36580 | 10 | 19 | a |
| 52 | 36 | 5876 | 9 | 5994 | 13 | 10 | $c2$ | 102 | 89 | 32984 | 15 | 36206 | 47 | 18 | $d1$ |
| 54 | 37 | 6475 | 9 | 6558 | 22 | 10 | $d1$ | | | 33070 | 15 | | | | |
| 56 | 40 | 7114 | 10 | 7352 | 5 | 11 | b | | | 33226 | 15 | | | | |
| 58 | 43 | 7782 | 10 | 7910 | 25 | 11 | $d2$ | | | 33505 | 15 | | | | |
| | | 7822 | 10 | | | | | 104 | 91 | 34402 | 15 | 39688 | 9 | 19 | b |
| 60 | 44 | 8437 | 10 | 8880 | 6 | 11 | a | | | 34529 | 15 | | | | |
| | | 8466 | 10 | | | | | | | 36801 | 17 | | | | |
| | | 8490 | 10 | | | | | 106 | 93 | 36648 | 16 | 40278 | 47 | 19 | $d2$ |
| 62 | 46 | 9202 | 10 | 9651 | 6 | 12 | b | | | 36664 | 16 | | | | |
| | | 9220 | 11 | | | | | | | 37594 | 17 | | | | |
| | | 9250 | 11 | | | | | 108 | 96 | 38033 | 15 | 43578 | 27 | 19 | $c1$ |
| 64 | 49 | 9988 | 11 | 10410 | 15 | 12 | $c2$ | 110 | 98 | 40154 | 16 | 48005 | 11 | 21 | a |
| | | 9993 | 11 | | | | | | | 41419 | 17 | | | | |
| | | 10003 | 11 | | | | | 112 | 100 | 41940 | 17 | 48234 | 27 | 20 | $c2$ |
| | | 10013 | 11 | | | | | 114 | 102 | 43885 | 16 | 49318 | 52 | 20 | $d1$ |
| | | 10016 | 11 | | | | | 116 | 102 | 45437 | 16 | 53832 | 10 | 21 | b |
| 66 | 50 | 10814 | 11 | 11126 | 30 | 12 | $d1$ | | | 46632 | 17 | | | | |
| | | 10842 | 11 | | | | | | | 46798 | 17 | | | | |
| 68 | 56 | 11714 | 11 | 12376 | 6 | 13 | b | | | 47927 | 18 | | | | |
| 70 | 56 | 12589 | 11 | 13505 | 7 | 13 | a | 118 | 106 | 47059 | 15 | 54310 | 50 | 21 | $d2$ |
| 72 | 56 | 13407 | 11 | 14298 | 18 | 13 | $c1$ | | | 47489 | 16 | | | | |
| | | 13448 | 11 | | | | | | | 47697 | 16 | | | | |
| | | 13453 | 11 | | | | | 120 | 110 | 49143 | 16 | 61630 | 12 | 23 | a |
| | | 13567 | 12 | | | | | | | 49606 | 17 | | | | |
| | | 13578 | 12 | | | | | 122 | 109 | 51344 | 16 | 62011 | 11 | 22 | b |
| | | 13766 | 12 | | | | | | | 51456 | 16 | | | | |
| 74 | 61 | 14521 | 12 | 15563 | 7 | 14 | b | | | 51933 | 17 | | | | |
| 76 | 63 | 15867 | 13 | 16554 | 18 | 14 | $c2$ | | | 52974 | 17 | | | | |
| 78 | 64 | 16834 | 13 | 17398 | 37 | 14 | $d1$ | | | 53070 | 17 | | | | |
| | | 16877 | 13 | | | | | 124 | 111 | 54105 | 17 | 64170 | 30 | 22 | $c2$ |
| 80 | 66 | 17727 | 13 | 19530 | 8 | 15 | a | | | 55050 | 18 | | | | |
| | | 17832 | 13 | | | | | | | 55789 | 18 | | | | |
| 82 | 71 | 19075 | 13 | 19918 | 38 | 15 | $d2$ | | | 57358 | 19 | | | | |
| | | | | | | | | | | 57473 | 19 | | | | |

Table 3. Maximal Wiener complexity and Wiener indices of fullerene graphs
(*continue*).

| n | C_m | W | D | W_m | C | D | t | n | C_m | W | D | W_m | C | D | t |
|-----|-------|--------|-----|--------|-----|-----|------|-----|-------|--------|-----|--------|-----|-----|------|
| 126 | 115 | 57238 | 18 | 65286 | 57 | 22 | $d1$ | 178 | 167 | 141743 | 23 | 174510 | 65 | 31 | $d2$ |
| 128 | 117 | 60434 | 18 | 70976 | 11 | 23 | b | | | 150696 | 25 | | | | |
| 130 | 118 | 63736 | 19 | 77655 | 13 | 25 | a | 180 | 168 | 139697 | 21 | 200780 | 18 | 35 | a |
| | | 63922 | 19 | | | | | 182 | 171 | 144410 | 21 | 192971 | 16 | 32 | b |
| | | 65396 | 20 | | | | | 184 | 172 | 146581 | 22 | 197130 | 45 | 32 | $c2$ |
| 132 | 121 | 62917 | 17 | 76538 | 33 | 23 | $c1$ | | | 147054 | 21 | | | | |
| 134 | 123 | 64935 | 17 | 80763 | 12 | 24 | b | | | 153615 | 23 | | | | |
| | | 65225 | 17 | | | | | | | 154923 | 23 | | | | |
| | | 68161 | 19 | | | | | 186 | 177 | 167300 | 26 | 198046 | 82 | 32 | $d1$ |
| 136 | 124 | 69838 | 19 | 83274 | 33 | 24 | $c2$ | 188 | 177 | 154868 | 21 | 211776 | 16 | 33 | b |
| 138 | 127 | 72311 | 19 | 84398 | 62 | 24 | $d1$ | 190 | 180 | 169849 | 24 | 235405 | 19 | 37 | a |
| | | 73771 | 19 | | | | | 192 | 181 | 163370 | 22 | 222778 | 48 | 33 | $c1$ |
| 140 | 131 | 73644 | 19 | 96280 | 14 | 27 | a | 194 | 183 | 187947 | 27 | 231763 | 17 | 34 | b |
| 142 | 131 | 79852 | 20 | 91518 | 56 | 25 | $d2$ | | | 191290 | 27 | | | | |
| 144 | 132 | 77934 | 18 | 97914 | 36 | 25 | $c1$ | 196 | 184 | 174774 | 23 | 236394 | 48 | 34 | $c2$ |
| | | 78924 | 18 | | | | | | | 178192 | 24 | | | | |
| 146 | 134 | 86095 | 20 | 102947 | 13 | 26 | b | | | 178529 | 25 | | | | |
| | | 86287 | 21 | | | | | | | 179284 | 25 | | | | |
| | | 87298 | 21 | | | | | | | 184011 | 24 | | | | |
| | | 87442 | 21 | | | | | 198 | 187 | 177296 | 23 | 237198 | 87 | 34 | $d1$ |
| 148 | 136 | 86432 | 20 | 105834 | 36 | 26 | $c2$ | | | 189530 | 25 | | | | |
| 150 | 138 | 87886 | 19 | 117705 | 15 | 29 | a | 200 | 189 | 180683 | 23 | 273830 | 20 | 39 | a |
| | | 88860 | 19 | | | | | | | 192365 | 25 | | | | |
| | | 92732 | 21 | | | | | 202 | 193 | 210388 | 28 | 251318 | 71 | 35 | $d2$ |
| | | 93898 | 21 | | | | | 204 | 192 | 189450 | 22 | 265274 | 51 | 35 | $c1$ |
| 152 | 141 | 92988 | 20 | 115416 | 13 | 27 | b | 206 | 195 | 221909 | 28 | 275427 | 18 | 36 | b |
| 154 | 144 | 97359 | 21 | 115270 | 59 | 27 | $d2$ | | | 221995 | 28 | | | | |
| 156 | 144 | 95579 | 19 | 122938 | 39 | 27 | $c1$ | | | 222097 | 28 | | | | |
| | | 96997 | 19 | | | | | 208 | 198 | 201644 | 23 | 280554 | 51 | 36 | $c2$ |
| | | 98864 | 21 | | | | | 210 | 199 | 238572 | 29 | 316255 | 21 | 41 | a |
| 158 | 147 | 100055 | 19 | 128851 | 14 | 28 | b | 212 | 199 | 207617 | 23 | 299176 | 18 | 37 | b |
| 160 | 148 | 103952 | 20 | 142130 | 16 | 31 | a | | | 207975 | 23 | | | | |
| | | 108170 | 22 | | | | | | | 209707 | 23 | | | | |
| 162 | 151 | 104909 | 19 | 133206 | 72 | 28 | $d1$ | | | 211942 | 24 | | | | |
| | | 116278 | 23 | | | | | | | 215779 | 24 | | | | |
| 164 | 153 | 110088 | 20 | 143288 | 14 | 29 | b | | | 228285 | 26 | | | | |
| 166 | 155 | 117531 | 21 | 142838 | 62 | 29 | $d2$ | | | 228507 | 26 | | | | |
| | | 119485 | 23 | | | | | | | 228922 | 26 | | | | |
| 168 | 157 | 114316 | 18 | 151898 | 42 | 29 | $c1$ | 214 | 202 | 226652 | 25 | 297030 | 74 | 37 | $d2$ |
| | | 126632 | 23 | | | | | | | 247352 | 29 | | | | |
| 170 | 159 | 123193 | 22 | 169755 | 17 | 33 | a | | | 250978 | 29 | | | | |
| | | 130548 | 24 | | | | | 216 | 204 | 220131 | 23 | 312858 | 54 | 37 | $c1$ |
| 172 | 160 | 129708 | 22 | 162474 | 42 | 30 | $c2$ | | | 226928 | 25 | | | | |
| 174 | 164 | 131354 | 23 | 163478 | 77 | 30 | $d1$ | | | 240920 | 27 | | | | |
| 176 | 165 | 130105 | 20 | 175312 | 15 | 31 | b | | | 270770 | 33 | | | | |

- The diameter of graphs with fixed C_n are not maximal for $n \geq 52$.
- Fullerene graphs with the maximal Wiener index have the maximal diameter. The values of the Wiener complexity C_W can vary greatly. This can be partially explained by the appearance of symmetries in graphs.

It is of interest how the pentagons are distributed among hexagons for fullerene graphs with the maximal Wiener complexity (see Tables 2 and 3). Does there exist any regularity in the distribution of pentagons? Table 4 gives some information on the occurrence of pentagonal parts of a particular size. Here N is the number of graphs in which pentagons form N_p isolated connected parts.

Table 4. The number of graphs with N_p isolated pentagonal parts.

| | | | | | | | | |
|-------|---|---|----|----|----|----|---|---|
| N_p | 1 | 2 | 3 | 4 | 5 | 6 | 7 | 8 |
| N | 9 | 8 | 27 | 61 | 42 | 40 | 7 | 1 |

Table 5 shows how many fullerene graphs with the maximal Wiener complexity have isolated pentagons (an isolated pentagon forms a part). Here N is the number of graphs having N_5 isolated pentagons. Does there exist an IPR fullerene graph with maximal Wiener complexity C_n (lines of Fig. 2 will have intersection)?

Table 5. The number graphs of with N_5 isolated pentagons.

| | | | | | | |
|-------|----|----|----|----|----|---|
| N_5 | 0 | 1 | 2 | 3 | 4 | 5 |
| N | 23 | 56 | 44 | 44 | 24 | 4 |

5 Graphs with the maximal Wiener index

Wiener index of fullerene graphs are studied in [1, 5, 6, 19, 21–24, 27, 32, 33]. There is a class of fullerene graphs of tubular shapes, called *nanotubical fullerene graphs*. They are cylindrical in shape, with the two ends capped by a subgraph containing six pentagons and possibly some hexagons called *caps* (see an illustration in Fig. 3).

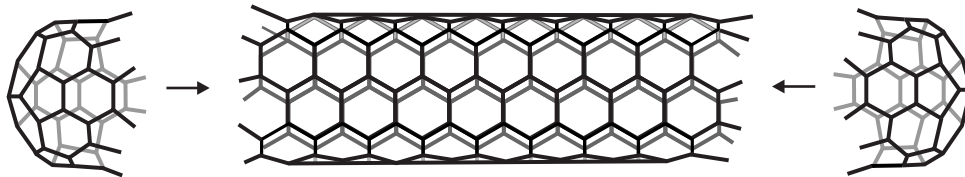


Figure 3. Construction of a nanotubical fullerene graph with two caps.

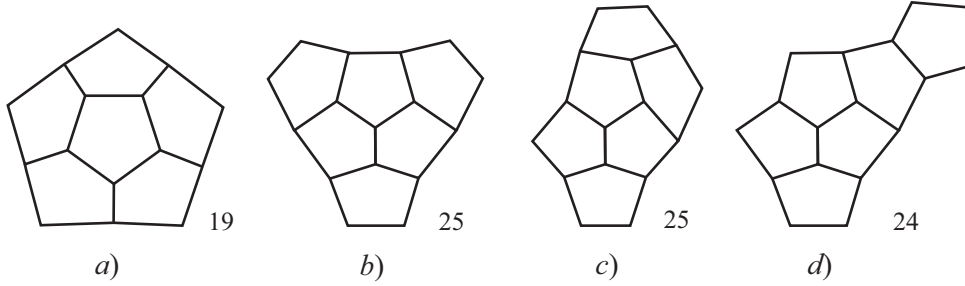


Figure 4. Caps for nanotubical fullerene graphs with the maximal Wiener index.

Consider fullerene graphs with the maximal Wiener indices (see Table 3). Five graphs of F_{20} – F_{28} and F_{34} contain one pentagonal part and other 93 graphs possess two pentagonal parts. Two pentagonal parts of every fullerene graph are the same and contain diametrical vertices. Therefore such graphs are nanotubical fullerene graphs with caps containing identical pentagonal parts. All types of such parts are depicted in Fig. 4. The number of fullerene graphs having a given part is shown near diagrams. A type of a cap is determined by the type of its pentagonal part. Types of caps of fullerene graphs are presented by the corresponding notation in column t of Table 3. Constructive approaches for enumeration of various caps were proposed in [9,10]. Consider every kind of cap types.

1. *Type a.* Caps of type a define so-called (5,0)-nanotubical fullerene graphs. The structure of graphs of this infinite family T_a is clear from an example in Fig. 5a. Diameter and the Wiener index of such fullerene graphs were studied in [1]. To indicate the order of graph G , we will use notation G_n .

Proposition 2. [1] *Let G_n be a nanotubical fullerene graph with caps of type a . It has $n = 10k$ vertices, $k \geq 2$. Then $C_W(G_n) = k$, $D(G_n) = 2k - 1$, and $W(G_{20}) = 500$, $W(G_{30}) = 1435$, $W(G_{40}) = 3035$, and for $n \geq 50$,*

$$W(G_n) = \frac{1}{30} (n^3 + 1175n - 20100).$$

Based on numerical data of Table 3, the similar results have been obtained for fullerene graphs of order $n \leq 216$ with caps of the other three types.

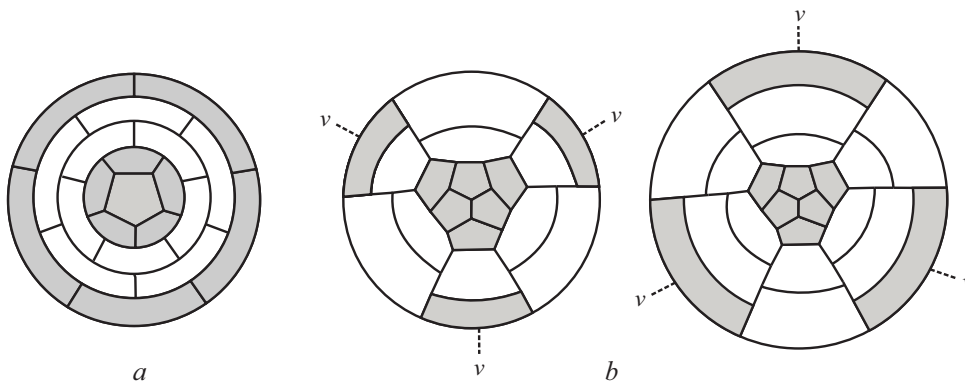


Figure 5. Structure of fullerene graphs with caps of types a and b .

2. *Type b.* The structure of graphs of the corresponding family T_b is clear from examples of Fig. 5b. Vertices marked by v should be identified in every graph. Table 3 contains 26 such graphs.

Proposition 3. *Let G_n be a nanotubical fullerene graph with caps of type b. It has $n = 6k - 4$ vertices, $k \geq 5$. Then $C_W(G_n) = \lceil k/2 \rceil$, $D(G_n) = k + 1$, and for $n \geq 26$,*

$$W(G_n) = \frac{1}{36} (n^3 + 27n^2 + 156n - 4352).$$

Two caps of type b have adjacent pentagonal rings only for $k = 5$. If fullerenes with caps of types a and b have the same number of faces ($n = 10k$), then the graph with caps of type a has the maximal Wiener index.

3. *Type c.* Fullerene graphs with caps of type c will be splitted into disjoint families, $T_c = T_{c1} \cup T_{c2}$. The corresponding graphs are marked in column t of Table 3 by $c1$ (13 graphs) and $c2$ (12 graphs). The numbers of vertices of graphs are given in Table 6. The orders of graphs of T_c do not coincide with the orders of graphs from the set $T_a \cup T_b$.

Proposition 4. *a) Let G_n be a nanotubical fullerene graph of family T_{c1} . Then for $n \geq 36$,*

$$W(G_n) = \frac{1}{36} (n^3 + 24n^2 + 336n - 7128).$$

*The Wiener complexity and the diameter of G_n are shown in Table 6. One value should be corrected for $k = 0$ (see a cell of Table 6 with mark *): $C_W(G_{36}) = 8$ instead of 9.*

b) Let G_n be a nanotubical fullerene graph of family T_{c2} . Then for $n \geq 52$,

$$W(G_n) = \frac{1}{36} (n^3 + 24n^2 + 336n - 7192).$$

The Wiener complexity and the diameter of G_n are shown in Table 6. One value should be corrected for $k = 0$: $C_W(G_{52}) = 13$ instead of 12.

4. *Type d.* Fullerene graphs with caps of type d will be also splitted into two disjoint families, $T_d = T_{d1} \cup T_{d2}$. The both families have 12 members (see graphs with marks $d1$ and $d2$ in column t of Table 3). The numbers of vertices of graphs of T_d are shown in Table 6. The orders of graphs of T_d do not coincide with the orders of graphs from the set $T_a \cup T_b \cup T_c$.

Proposition 5. *a) Let G_n be a nanotubical fullerene graph of family T_{d1} . Then $W(G_{42}) = 3415$ and for $n \geq 54$,*

$$W(G_n) = \frac{1}{36} (n^3 + 15n^2 + 1068n - 22788).$$

*The Wiener complexity and the diameter of G_n are shown in Table 6. Two values should be corrected for $k = 0$ (see cells of Table 6 with mark *): $C_W(G_{66}) = 30$ instead of 32 and $C_W(G_{54}) = 22$ instead of 27.*

Table 6. Parameters of fullerene graphs with $n \leq 216$ vertices and caps of types c and d . Here $k \geq 0$ for all expressions.

| family T_{c1} | | | family T_{c2} | | |
|-----------------|--------------|------------|-----------------|--------------|------------|
| n | C_W | D | n | C_W | D |
| $60k + 36$ | $15k + 9^*$ | $10k + 7$ | $60k + 76$ | $15k + 18$ | $10k + 14$ |
| $60k + 48$ | $15k + 12$ | $10k + 9$ | $60k + 88$ | $15k + 21$ | $10k + 16$ |
| $60k + 72$ | $15k + 18$ | $10k + 13$ | $60k + 52$ | $15k + 12^*$ | $10k + 10$ |
| $60k + 84$ | $15k + 21$ | $10k + 15$ | $60k + 64$ | $15k + 15$ | $10k + 12$ |
| family T_{d1} | | | family T_{d2} | | |
| n | C_W | D | n | C_W | D |
| $60k + 66$ | $25k + 32^*$ | $10k + 2$ | $60k + 106$ | $15k + 47$ | $10k + 19$ |
| $60k + 78$ | $25k + 37$ | $10k + 4$ | $60k + 58$ | $15k + 35^*$ | $10k + 11$ |
| $60k + 102$ | $25k + 47$ | $10k + 8$ | $60k + 82$ | $15k + 41^*$ | $10k + 15$ |
| $60k + 54$ | $25k + 27^*$ | $10k$ | $60k + 94$ | $15k + 44$ | $10k + 17$ |

b) Let G_n be a nanotubical fullerene graph of family T_{d2} . Then $W(G_{46}) = 4322$ and for $n \geq 58$,

$$W(G_n) = \frac{1}{36} (n^3 + 15n^2 + 1068n - 22756).$$

The Wiener complexity and the diameter of G_n are shown in Table 6. Two values should be corrected for $k = 0$: $C_W(G_{58}) = 25$ instead of 35 and $C_W(G_{82}) = 38$ instead of 41.

The above considerations of fullerene graphs with $n \leq 216$ vertices lead to the following conjectures for all fullerene graphs.

Conjecture 1. *If a fullerene graph of an arbitrary order has the maximal Wiener index, then it is a nanotubical fullerene graph with caps of types a–d and its Wiener index is given by Propositions 2–5.*

Conjecture 2. *The Wiener complexity and the diameter of fullerene graphs of an arbitrary order having the maximal Wiener index are given in Propositions 2–5.*

Acknowledgements

This work was supported by the Laboratory of Topology and Dynamics, Novosibirsk State University (contract no. 14.Y26.31.0025 with the Ministry of Education and Science of the Russian Federation).

References

- [1] Y. Alizadeh, V. Andova, S. Klavžar, R. Škrekovski, Wiener dimension: fundamental properties and (5,0)-nanotubical fullerenes, *MATCH Commun. Math. Comput. Chem.* **72** (2014) 279–294.

- [2] Y. Alizadeh, S. Klavžar, Complexity of topological indices: the case of connective eccentric index, *MATCH Commun. Math. Comput. Chem.* **76** (2016) 659–667.
- [3] Y. Alizadeh, S. Klavžar, On graphs whose Wiener complexity equals their order and on Wiener index of asymmetric graphs, *Appl. Math. Comput.* **328** (2018) 113–118.
- [4] V. Andova, F. Kardoš, R. Škrekovski, Mathematical aspects of fullerenes, *Ars Mathematica Contemporanea* **11**(2) (2016) 353–379.
- [5] V. Andova, D. Orlić, R. Škrekovski, Leapfrog fullerenes and Wiener index, *Appl. Math. Comput.* **309** (2017) 281–288.
- [6] A. R. Ashrafi, Wiener index of nanotubes, toroidal fullerenes and nanostars, in: F. Cataldo, A. Graovac, O. Ori (Eds.), *The Mathematics and Topology of Fullerenes*, Carbon Materials: Chemistry and Physics Book 4, Springer, Berlin, 2011. pp. 21–38.
- [7] A. R. Ashrafi, M. V. Diudea (Eds.), *Distance, Symmetry, and Topology in Carbon Nanomaterials*, Carbon Materials: Chemistry and Physics Book 9, Springer, Cham, 2016.
- [8] G. Brinkmann, A. W. M. Dress, A constructive enumeration of fullerenes, *J. Algorithms* **23** (1997) 345–358.
- [9] G. Brinkmann, U. Nathusius, A. H. R. Palser, A constructive enumeration of nanotube caps, *Discrete Appl. Math.* **116** (2002) 55–71.
- [10] G. Brinkmann, P. W. Fowler, D. E. Manolopoulos, A. H. R. Palser, A census of nanotube caps, *Chem. Phys. Lett.* **315**(5–6) (1999) 335–347.
- [11] F. Cataldo, A. Graovac, O. Ori (Eds.), *The Mathematics and Topology of Fullerenes*, Carbon Materials: Chemistry and Physics Book 4, Springer, Berlin, 2011.
- [12] M. Dehmer, F. Emmert-Streib (Eds.), *Quantitative Graph Theory: Mathematical Foundations and Applications*, Discrete Mathematics and Its Applications, Chapman and Hall/CRC, 2014.
- [13] A. A. Dobrynin, On 2-connected transmission irregular graphs, *J. Appl. Industrial Math.* **12**(4) (2018) 642–647.
- [14] A. A. Dobrynin, Infinite family of 2-connected transmission irregular graphs, *Appl. Math. Comput.* **340**(1) (2019) 1–4.
- [15] A. A. Dobrynin, Infinite family of transmission irregular trees of even order, *Discrete Math.* **342**(1) (2019) 74–77.
- [16] A. A. Dobrynin, Infinite family of 3-connected cubic transmission irregular graphs, *Discrete Appl. Math.* **257** (2019) 151–157.
- [17] A. A. Dobrynin, R. Entringer, I. Gutman, Wiener index for trees: theory and applications, *Acta Appl. Math.* **66**(3) (2001) 211–249.
- [18] A. A. Dobrynin, I. Gutman, S. Klavžar, P. Žigert, Wiener index of hexagonal systems, *Acta Appl. Math.* **72**(3) (2002) 247–294.

- [19] P. W. Fowler, G. Caporossi, P. Hansen, Distance matrices, Wiener indices, and related invariants of fullerenes, *J. Phys. Chem. A.* **105** (2001) 6232–6242.
- [20] P. W. Fowler, D. E. Manolopoulos, *An Atlas of Fullerenes*, Clarendon Press, Oxford, 1995.
- [21] M. Ghorbani, Computing Wiener index of C_{24n} fullerenes, *J. Comput. Theor. Nanosci.* **12** (2015) 1847–1851.
- [22] M. Ghorbani, T. Ghorbani, Computing the Wiener index of an infinite class of fullerenes, *Studia Ubb Chemia* **LVIII**(1) (2013) 43–50.
- [23] M. Ghorbani, M. Songhori, Computing Wiener index of C_{12n} fullerenes, *Ars Combinatoria* **CXXX** (2017) 175–180.
- [24] T. Ghosh, S. Mondal, S. Mondal, B. Mandal, Distance numbers and Wiener indices of IPR fullerenes with formula $C_{10(n-2)}$ ($n \geq 8$) in analytical forms, *Chem. Phys. Lett.* **701** (2018) 72–80.
- [25] J. Goedgebeur, B. D. McKay, Fullerenes with distant pentagons, *MATCH Commun. Math. Comput. Chem.* **74**(3) (2015) 659–672.
- [26] J. Goedgebeur, B. D. McKay, Recursive generation of IPR fullerenes, *J. Math. Chem.* **53** (2015) 1702–1724.
- [27] A. Graovac, O. Ori, M. Faghani, A. Ashrafi, Distance property of fullerenes, *Iranian J. Math. Chem.* **2**(1) (2011) 99–107.
- [28] I. Gutman, B. Furtula (Eds.), *Distance in Molecular Graphs — Theory*. Mathematical Chemistry Monographs, 12, Univ. Kragujevac, Kragujevac, Serbia, 2012.
- [29] I. Gutman, B. Furtula (Eds.) *Distance in Molecular Graphs — Applications*. Mathematical Chemistry Monographs, 13, Univ. Kragujevac, Kragujevac, Serbia, 2012.
- [30] I. Gutman, O. E. Polansky, *Mathematical Concepts in Organic Chemistry*, Springer-Verlag, Berlin, 1986.
- [31] H. Hosoya, Topological index. A newly proposed quantity characterizing the topological nature of structural isomers of saturated hydrocarbons, *Bull. Chem. Soc. Jpn.* **4** (1971) 2332–2339.
- [32] H. Hua, M. Faghani, A. Ashrafi, The Wiener and Wiener polarity indices of a class of fullerenes with exactly $12n$ carbon atoms, *MATCH Commun. Math. Comput. Chem.* **71**(2) (2014) 361–372.
- [33] A. Iranmanesh, Y. Alizadeh, S. Mirzaie, Computing Wiener polynomial, Wiener index and hyper Wiener index of C_{80} fullerene by GAP program, *Fullerenes, Nanotubes and Carbon Nanostructures* **17**(5) (2009) 560–566.
- [34] S. Klavžar, D. A. Jemilet, I. Rajasingh, P. Manuel, N. Parthiban, General transmission lemma and Wiener complexity of triangular grids, *Appl. Math. Comput.* **338** (2018) 115–122.

- [35] M. Knor, R. Škrekovski, A. Tepeh, Mathematical aspects of Wiener index, *Ars Mathematica Contemporanea* **11**(2) (2016) 327–352.
- [36] P. Schwerdtfeger, L. N. Wirz, J. Avery, The topology of fullerenes, *WIREs Comput. Mol. Sci.* **5** (2015) 96–145.
- [37] R. Sharafadini, T. Reti, On the transmission-based graph topological indices, *Kragujevac J. Math.* **44**(1) (2020) 41–63.
- [38] R. Todeschini, V. Consonni, *Handbook of Molecular Descriptors*, Wiley–VCH, Weinheim, 2000.
- [39] N. Trinajstić, *Chemical Graph Theory*, CRC Press, Boca Raton, 1983; 2nd ed. 1992.
- [40] H. Wiener, Structural determination of paraffin boiling points, *J. Am. Chem. Soc.* **69** (1947) 17–20.