

Convolution is outer product

Jean-Marc Andreoli*
 Naverlabs Europe, Grenoble, France
<http://www.europe.naverlabs.com>

April 2019

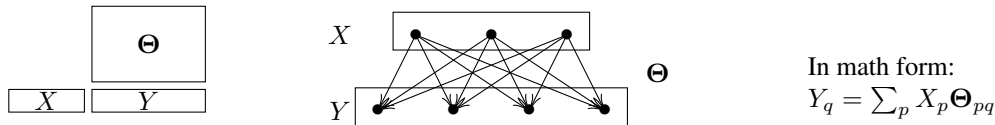
Abstract

The inner product operation between tensors is the corner stone of deep neural network architectures, directly inherited from linear algebra. There is a striking contrast between the unicity of this basic construct and the extreme diversity of high level constructs which have been invented to address various application domains. This paper is interested in an intermediate construct, convolution, and its corollary, attention, which have become ubiquitous in many applications, but are still presented in an ad-hoc fashion depending on the application context. We first identify the common problem addressed by most existing forms of convolution, and show how the solution to that problem naturally involves another very generic operation of linear algebra, the outer product between tensors. We then proceed to show that attention is a form of convolution, called “content based” convolution, hence amenable to the generic formulation based on the outer product. The reader looking for yet another architecture yielding better performance results on a specific task is in for some disappointment. The reader aiming at a better, more grounded understanding of familiar concepts may find food for thought.

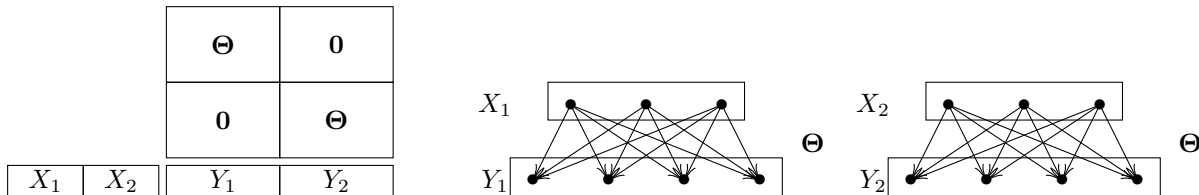
1 What is the problem addressed by convolution ?

Convolution is a powerful operator, which is widely used in deep neural networks in many different flavours: [10, 9, 6, 4, 7, 14, 12]. It allows to express in a compact form operations on a bundle of similarly shaped data instances (embeddings of nodes in a graph, of instants in a time series, of pixels in an image, etc.) taking into account some known structural dependencies between them (edges between nodes, or temporal relations between instants, or positional relations between pixels).

Let’s take the simplest case where the operation to perform on each entry in the bundle of inputs is a linear transform: an input X of dimension P is transformed into an output Y of dimension Q using a parameter matrix Θ of dimensions $P \times Q$. This is the traditional inner product of linear algebra, represented as follows, in box form (left) or diagrammatic form (right):



Applying the same inner product to a bundle of inputs independently can be represented as follows:



The input (resp. output) vectors of the bundle are simply juxtaposed. In the diagrammatic representation, the juxtaposition of the (identical) diagrams means that the two inputs are processed independently. In the box representation, independence is captured in a block matrix by annulling the non diagonal blocks (SW and NE), while the diagonal blocks (NW and SE) are set to Θ .

At the opposite end of the spectrum, full inter-dependence between the processing of the entries of the bundle can be realised by a fully connected network (represented in Figure 1). Let \mathbf{X} be the $(M \times P)$ -matrix of the input entries (one per row), and \mathbf{Y} the $(N \times Q)$ -matrix of the output entries (one per row). We don’t assume that $M=N$, i.e. the number of outputs may be

*jean-marc.andreoli@naverlabs.com

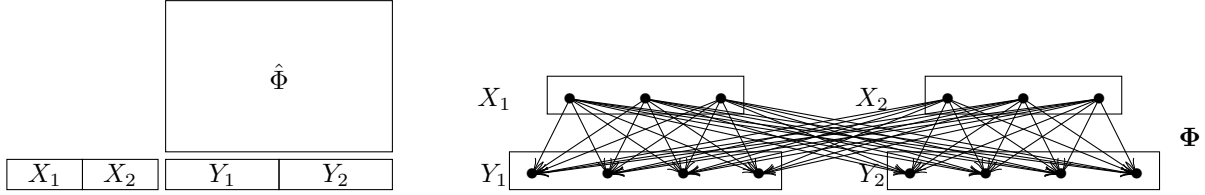


Figure 1: The fully connected case of N outputs of dimension Q from M inputs of dimension P . Matrix $\hat{\Phi}$ is a flattened representation of quadri-tensor Φ .

different from that of inputs. Since each component of each output entry is dependent on all the components of all the input entries, we have for component q of output entry n

$$Y_{nq} = \sum_{mp} X_{mp} \Phi_{mnpq} \quad (1)$$

where Φ is a quadri-tensor of dimensions $M \times N \times P \times Q$. This is still a form of inner product, along a pair of dimensions instead of a single one. Using an arbitrary Φ as parameter of the transformation is not satisfactory, since its dimensions depend on the numbers M, N of inputs and outputs: M, N may vary for different instances of the data, or may be too large to be involved in the size of a parameter. The dependence on P, Q on the other hand is not problematic, since these are hyper-parameters controlled by the model (embedding sizes). It is important to keep in mind this asymmetry in the roles of the different, otherwise interchangeable, dimensions to understand the rationale for convolutions.

Convolutions are capable of realising meaningful inter-dependent operations on bundles of *arbitrary* numbers of inputs and outputs, still with a *controlled* number of parameters. This property is in fact the lowest common denominator of the variety of mechanisms existing in the literature under the label “convolution”. And it is an essential aspect, since neural networks are parametric models which cannot accommodate an uncontrolled number of parameters. The next section shows how this problem is addressed by a specific linear algebra operation: the outer product (a.k.a. tensor product), and its matrix variant, the Kronecker product.

2 Convolution as outer product

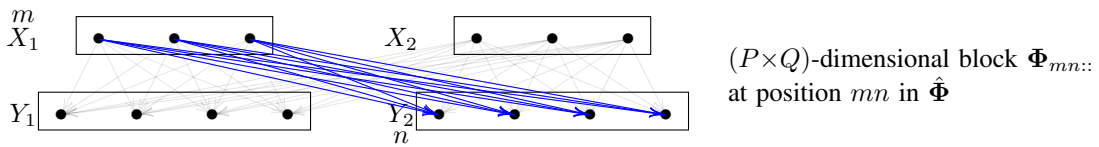
For each matrix A , let \underline{A} denote the vector (viewed as a single row) obtained by concatenating the rows of matrix A . Equation (1) involves a form of multiplication (inner product) of the bi-tensor (matrix) X by the quadri-tensor Φ yielding the bi-tensor (matrix) Y . It can be rewritten using standard vector-matrix multiplication (standard inner product) by “flattening” the quadri-tensor into a matrix and each bi-tensor into a vector. There are two perfectly symmetric and equally faithful ways to do so:

- One can flatten matrices X, Y using the operator $A \mapsto \underline{A}$ introduced above (concatenation of the rows). This is the most straightforward approach, which is also the one adopted in Figure 1.

$$\underline{Y} = \underline{X} \hat{\Phi}$$

where $\hat{\Phi}$ is a matrix of dimensions $MP \times NQ$. It is formed by an $(M \times N)$ -dimensional block-matrix in which each block is a $(P \times Q)$ -dimensional matrix. The block at position mn contains the matrix $\Phi_{mn::}$ extracted from the quadri-tensor Φ by fixing its first two indices. Given the way the input and output matrices are flattened, the exact relation between Φ and $\hat{\Phi}$ is given by:

$$\hat{\Phi}_{((m-1)P+p) ((n-1)Q+q)} = \Phi_{mnpq}$$



- Alternatively, one can flatten matrices X, Y using the operator $A \mapsto \underline{A}^\top$, which amounts to concatenating the columns of A rather than its rows (but the result is still presented as a single row):

$$\underline{Y}^\top = \underline{X}^\top \check{\Phi}$$

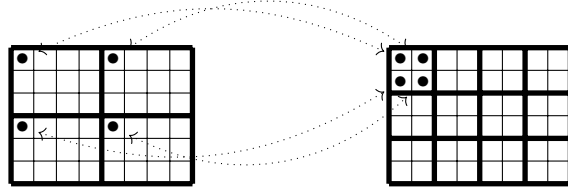
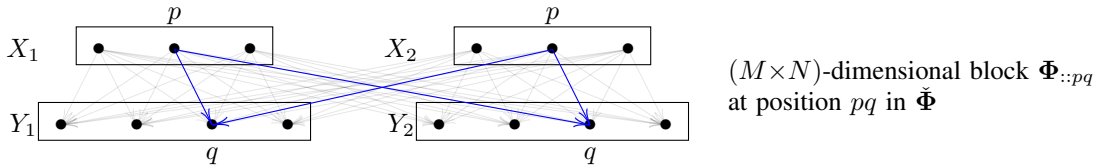


Figure 2: From $\hat{\Phi}$ to $\check{\Phi}$. Here $M=2, N=2, P=3, Q=4$. $\hat{\Phi}$ (left): 2×2 blocks of dimensions 3×4 . $\check{\Phi}$ (right): 3×4 blocks of dimensions 2×2

Matrix $\check{\Phi}$ is of same dimensions $MP \times NQ$ as $\hat{\Phi}$, but its structure is reversed: it is formed by a $(P \times Q)$ -dimensional block-matrix in which each block is an $(M \times N)$ -dimensional matrix. The block at position pq is now $\check{\Phi}_{::pq}$ extracted from Φ by fixing the last two indices:

$$\check{\Phi}_{((p-1)M+m) ((q-1)N+n)} = \Phi_{mnpq}$$



Matrices $\hat{\Phi}$ and $\check{\Phi}$ can be obtained from each other by a simple juggling of indices, as shown in Figure 2. While both are strictly equivalent views of the same quadri-tensor Φ , the latter is of particular interest, since its outer block structure is of controlled dimensions $P \times Q$, which is one step towards controlled parameter dimensions. Of course, the blocks themselves are of dimensions $M \times N$, which makes the overall dimensions uncontrolled. Convolutions rely on a simple mechanism to achieve control over that part too, by restricting the allowed blocks.

Definition 1. Let K be a finite set. A convolution operator supported by K applies to a bundle of data structures with M inputs and N outputs, presented as a family $(\mathbf{A}_k)_{k \in K}$ of matrices of dimensions $M \times N$ called the basis of the convolution, and capturing some structural dependencies between inputs and outputs, contained in the data.

What distinguishes the quadri-tensor Φ of a convolution from an arbitrary one is that the $P \times Q$ blocks (of dimensions $M \times N$) of $\check{\Phi}$ are constrained to belong to the sub-space generated by its basis family. In other words, for all p, q

$$[\check{\Phi}]_{pq} = \sum_k (\Theta_k)_{pq} \mathbf{A}_k \quad (2)$$

where $[\check{\Phi}]_{pq}$ denotes the $(M \times N)$ -dimensional block of $\check{\Phi}$ at position pq and $(\Theta_k)_{k \in K}$ is a family of $(P \times Q)$ -dimensional matrices. It is this family which is the parameter of the convolution, and, unlike an arbitrary quadri-tensor Φ , it is of controlled size. Equation (2) is equivalent to, for all m, n, p, q

$$\Phi_{mnpq} = \sum_k (\Theta_k)_{pq} (\mathbf{A}_k)_{mn}$$

which can be written more compactly using the outer¹ product operator \otimes on tensors as

$$\Phi = \sum_k \mathbf{A}_k \otimes \Theta_k \quad (3)$$

Matrices $\hat{\Phi}$ and $\check{\Phi}$ have an equally simple expression in terms of the Kronecker product, which we denote here $\dot{\otimes}$:

$$\hat{\Phi} = \sum_k \mathbf{A}_k \dot{\otimes} \Theta_k \quad \check{\Phi} = \sum_k \Theta_k \dot{\otimes} \mathbf{A}_k$$

The Kronecker product and the outer product are sometimes confused. The latter operates on arbitrary tensors and yields a tensor, while the former operates on matrices (or vectors promoted to matrices with one unit dimension) and yields a matrix.

¹The outer product is also known as the tensor product.

The outer product of two matrices (bi-tensors) yields a quadri-tensor, while their Kronecker product still yields a matrix, a flattened version of their outer product. Finally, Equation (1) becomes

$$Y_{nq} = \sum_{mp} X_{mp} \Phi_{mnpq} = \sum_{mp} X_{mp} \sum_k (A_k)_{mn} (\Theta_k)_{pq} = \sum_k \sum_{mp} (A_k^\top)_{nm} X_{mp} (\Theta_k)_{pq} = \left(\sum_k A_k^\top X \Theta_k \right)_{nq}$$

Proposition 1. Consider a convolution operator defined by

- its basis $(A_k)_{k \in K}$ where each A_k is an $(M \times N)$ -matrix
- its parameter $(\Theta_k)_{k \in K}$ where each Θ_k is a $(P \times Q)$ -matrix

It transforms a bundle of inputs X , an $(M \times P)$ -matrix, into a bundle of outputs Y , an $(N \times Q)$ -matrix, according to the rule

$$Y = \sum_k A_k^\top X \Theta_k \quad (4)$$

As explained above, this is equivalent to applying the outer product quadri-tensor $\Phi = \sum_k A_k \otimes \Theta_k$ flattened into a matrix (either $\tilde{\Phi}$ or $\check{\Phi}$) to matrix X flattened into a vector (either \underline{X} or \underline{X}^\top) to obtain matrix Y flattened into a vector (either \underline{Y} or \underline{Y}^\top), which justifies the title of this paper: up to irrelevant flattening,

Convolution \equiv Outer product

The two operands of the outer product are, on the one hand the basis of the convolution, which is uncontrolled but directly available from the data, and on the other hand its parameter, which is controlled and applies across data instances. Convolutions enjoy a straightforward compositionality property:

Proposition 2. Given two convolutions of basis/parameter $(A_k^{(1)} / \Theta_k^{(1)})_{k \in K_1}$ and $(A_k^{(2)} / \Theta_k^{(2)})_{k \in K_2}$, respectively, their composition, when the dimensions match (i.e. $N^{(1)} = M^{(2)}$ and $Q^{(1)} = P^{(2)}$), is a convolution of basis/parameter $(A_{k_1}^{(1)} A_{k_2}^{(2)} / \Theta_{k_1}^{(1)} \Theta_{k_2}^{(2)})_{k_1, k_2 \in K_1 \times K_2}$.

Proof. Easy manipulation, e.g. using the Kronecker product:

$$\left(\sum_{k_1} A_{k_1}^{(1)} \dot{\otimes} \Theta_{k_1}^{(1)} \right) \left(\sum_{k_2} A_{k_2}^{(2)} \dot{\otimes} \Theta_{k_2}^{(2)} \right) = \sum_{k_1, k_2} \left(A_{k_1}^{(1)} A_{k_2}^{(2)} \right) \dot{\otimes} \left(\Theta_{k_1}^{(1)} \Theta_{k_2}^{(2)} \right) \quad \square$$

3 Some examples

3.1 The degenerate convolutions

Consider the convolution operator whose basis is the singleton $\{\mathbf{I}_N\}$ of the identity matrix of dimension N . Hence, this convolution has a single parameter Θ , which is a $(P \times Q)$ -matrix, and its core tensor is $\mathbf{I}_N \otimes \Theta$. When flattened, it becomes the block-diagonal matrix

$$\mathbf{I}_N \dot{\otimes} \Theta = \begin{pmatrix} \Theta & & \mathbf{0} \\ & \ddots & \\ \mathbf{0} & & \Theta \end{pmatrix}$$

which is the direct sum of matrix Θ repeated N times. This convolution operator thus captures the degenerate case where the inputs are processed fully independently discussed above.

In theory, the other degenerate case, of full inter-dependence, is also captured by a convolution operator, whose basis is a generator of the full space of $(M \times N)$ -matrices. For example, the basis could be the set of all the $(M \times N)$ -matrices having a single non null cell, with value 1: there are MN such matrices. But of course, since there is one parameter matrix for each basis matrix, the total number of parameters $MNPQ$ becomes dependent on the number of inputs and outputs, which is precisely what convolutions seek to avoid.

3.2 Grid convolutions

Grid convolutions, compactly described in [4], assume the set of inputs and outputs is organised in a grid. For the sake of clarity, we assume $M=N$, the number of nodes in the grid, and the convolution essentially rewrites the embedding of each node.

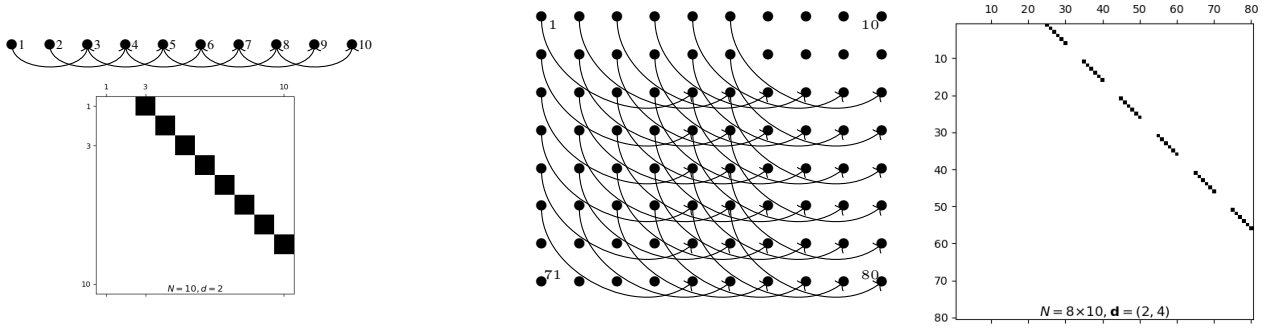


Figure 3: Shift matrices constitute the basis of grid convolutions. Left: shift by 2 in a 1-D grid of dimension 10; Right: shift by (2, 4) in a 2-D grid of dimensions 8×10 (flattened by juxtaposition of its rows by the canonical mapping).

1-D grids Consider first the simplest of grids, of order 1, i.e. a sequence of length N . For each (positive or negative) integer $d \in \mathbb{Z}$, consider the $(N \times N)$ -matrix \mathbf{A}_d (called a shift matrix) defined by

$$(\mathbf{A}_d)_{mn} \triangleq \mathbb{I}[n - m = d]$$

It is the adjacency matrix of the relation: “node n is obtained from node m by a shift of length d ” (Figure 3 left). For a given finite subset $\Delta \subset \mathbb{Z}$, typically an integer interval centered at 0 or starting at 0, a convolution operator is defined by the basis $(\mathbf{A}_d)_{d \in \Delta}$. It is given by

$$\mathbf{Y}_{nq} = \sum_{d \in \Delta} \sum_{mp} (\mathbf{A}_d)_{mn} \mathbf{X}_{mp} (\Theta_d)_{pq} = \sum_{d \in \Delta} \sum_p \mathbf{X}_{(n-d)p} (\Theta_d)_{pq}$$

Observe that the term $\mathbf{X}_{(n-d)p}$ in the rightmost sum (over d) makes sense only if $n-d \in 1:N$, and is implicitly taken to be null otherwise (this is usually called “padding”). With this convention, we can write:

$$\mathbf{Y}_n = \sum_{d \in \Delta} \mathbf{X}_{n-d} \Theta_d$$

which is the standard form of a 1-D convolution as described by [4] (but observe the right-hand side is vector addition and multiplication by a matrix, not their scalar counterparts).

Higher order grids The extension to higher order grids is quite straightforward, and yields the standard “Convolutional Neural Networks” (CNN) of [10], so successful on images (the archetypical 2-D grids). The grid index is now the set $\mathcal{I} \triangleq \prod_{k=1}^K \{1 \dots N_k\}$, of cardinality $N = \prod_{k=1}^K N_k$, and we assume given some bijective mapping ω between \mathcal{I} and $\{1 \dots N\}$, for example the canonical mapping ω_K defined by

$$\omega_1(n_1) \triangleq n_1 \quad \omega_k(n_1 \dots n_k) \triangleq (\omega_{k-1}(n_1 \dots n_{k-1}) - 1)N_k + n_k$$

For each $\mathbf{d} \in \mathbb{Z}^K$ (i.e. \mathbf{d} is an integral vector of size K), the corresponding shift matrix \mathbf{A}_d (Figure 3 right) of dimensions $N \times N$ is defined by

$$(\mathbf{A}_d)_{mn} \triangleq \mathbb{I}[\omega^{-1}n - \omega^{-1}m = \mathbf{d}]$$

Now, for a given finite subset $\Delta \subset \mathbb{Z}^K$, typically a right cuboid of integers containing $\mathbf{0}$, a convolution operator is defined by the basis $(\mathbf{A}_d)_{d \in \Delta}$. Just as in the 1-D case, and with the same padding convention, it is given, for any $\mathbf{n} \in \mathcal{I}$, by

$$\mathbf{Y}_{(\omega(\mathbf{n}))} = \sum_{d \in \Delta} \mathbf{X}_{(\omega(\mathbf{n}-\mathbf{d}))} \Theta_d$$

Extended grid convolutions Various extensions of the basic grid convolution scheme have been proposed in the literature (non-unit stride convolutions, dilated convolutions etc. as described in [4]). They can easily be represented with other basis families.

3.3 Graph convolutions

In its simplest form, a convolution on an undirected graph has a singleton basis $\{\mathbf{A}\}$ where \mathbf{A} is some normalised form of the adjacency matrix defined by the edges of the graph. Hence, it has a single parameter Θ , which is a $(P \times Q)$ -matrix. Its core tensor is $\mathbf{A} \otimes \Theta$ and the transformation is

$$\mathbf{Y} = \mathbf{A}^\top \mathbf{X} \Theta$$

which is the main construct of the ‘‘Graph Convolution Networks’’ (GCNs) of [7]. Constraining the basis to be a singleton yields a very simple, efficient architecture, at the price of some expressivity. For example, it is not sufficient to represent traditional grid convolutions (CNNs) even though grids are kinds of graphs. As shown in Section 3.2, a grid convolution involves multiple basis matrices, each being a shift matrix which captures a different underlying graph derived from the grid, such as those illustrated in Figure 3. Alternative definitions of graph convolution can be represented by non singleton families of basis matrices computed from the edges of the graph. For example:

- The full spectral analysis of graph convolution involves basis matrices which are Chebyshev polynomials of the scaled Laplacian of the graph, up to a given order, as in [3].
- If the graph is weighted (e.g. to represent node proximity or probability of step in a random walk), a convolution is defined by basis matrices computed from the random walks of a given length $\ell \in \mathbb{N}$, as in [11]: $(\mathbf{A}_\ell)_{mn}$ holds the sum (or some other aggregate) of the weights of the paths of length ℓ between nodes m and n . This typically involves raising the initial weight matrix to the power ℓ .
- If each edge is labeled by a relation, as in knowledge graphs, one can associate a basis matrix to each relation, as in [13].
- If the graph is directed, basis matrices come in pairs, one computed from the edges and one from the reversed edges, as in [11].

3.4 Pooling convolutions

The previous examples of convolution all assume that the number of inputs and the number of outputs are identical: the convolution simply transforms the embedding of each node of the graph or grid into a new embedding of the same node. Pooling convolutions do not make this assumption.

Typically, from an assignment of embedding to each input entry, one wants to assign an embedding to each of a set of *groups* of entries, i.e. the output entries are groups of structurally related input entries. And one can define basis matrices for pooling convolutions by assigning to each m, n , a measure of membership of entry m to group of entries n according to some criterion, so there are as many matrices as criteria.

For example, consider the case of a 1-D grid of size M clustered into N contiguous intervals of size L . We assume $M = NL$ for some integer L , so that each node belongs to exactly one cluster, and all clusters contain the same number L of entries. For each $d \in 1:L$, consider the $(M \times N)$ -matrix \mathbf{A}_d defined by

$$(\mathbf{A}_d)_{mn} \triangleq \mathbb{I}[nL - m = d - 1]$$

It is the adjacency matrix of the relation: ‘‘node m is at position d (counted from the end) in cluster n ’’. Thus, output n groups the inputs in interval $[(n-1)L+1 \dots nL]$ and matrix \mathbf{A}_d for $d \in 1:L$ captures membership according to position d computed from the end: $d=1$ captures $m=nL$ which is the last element of the interval, while $d=L$ captures $m=(n-1)L+1$ which is the first element of the interval. A convolution operator is defined by the basis $(\mathbf{A}_d)_{d \in 1:L}$. It is given by

$$\mathbf{Y}_n = \sum_{d=1}^L \mathbf{X}_{(nL+1-d)} \Theta_d \quad (5)$$

One recognises here a grid convolution with stride L where the size of the basis (number of basis matrices) matches exactly the stride, so that applications of the filter cover all the grid without overlapping. This is easy to generalise to higher order grids, with clusters forming a regular paving of the node set of the grid.

Since we have worked purely in linear algebra, Equation (5) and ultimately (3) can only account for average pooling. Popular variants, esp. max pooling, cannot be represented, but a similar analysis could be conducted replacing the sum-product operator pair, which is central to linear algebra, by the max-product pair, which enjoys similar commutativity, associativity, distributivity properties (at least on non negative numbers). Furthermore, max pooling is often used as a non-linear layer between two linear convolution layers (Proposition 2 makes direct chaining of linear convolutions irrelevant), so its parameter is taken to be the identity matrix: any other choice would be absorbed by the parameter of the next linear layer. Attention, discussed below, offers an alternative way to introduce non linearity in convolutions.

4 Attention as content-based convolution

4.1 Content-based vs index-based convolution

In the previous examples of convolution, each basis matrix captures prior knowledge about the structure of the inputs and outputs through their indices. This is not the only option. Instead of relying solely on indices, a basis matrix of a convolution

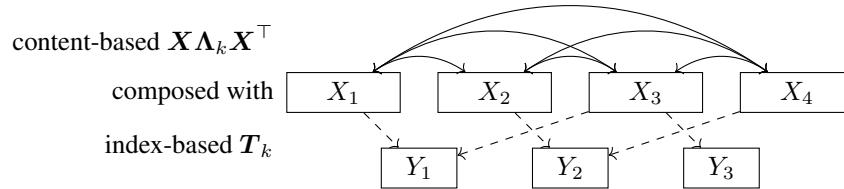


Figure 4: The basis of an attention is composed of a content-based influence graph between the inputs computed from their embeddings and a weak index-based alignment between inputs and outputs (dashed).

can also be computed from any content associated with the inputs. We propose a generic model to achieve this, and claim that it captures the essence of many attention mechanisms: [15, 5, 1, 2, 8].

Suppose we are given a family $(\mathbf{T}_k)_{k \in K}$ of matrices of dimensions $M \times N$ representing a “weak” alignment signal between the inputs and the outputs. Because the signal is weak, it is not a good idea to use them directly as (index-based) basis matrices for a convolution. For example, \mathbf{T}_k could be the identity matrix, simply expressing that the output is exactly aligned with the input. Using it as a basis matrix yields a degenerate convolution, as discussed in Section 3.1. Instead, we want to reinforce the weak signal provided by \mathbf{T}_k taking into account the content \mathbf{X}_m attached to each input m . Observe that the embedding $m \mapsto \mathbf{X}_m$ naturally induces a parameterised dependence relation between the inputs, obtained by bi-linearly combining their embeddings. It is represented by the $(M \times M)$ -dimensional matrix $\mathbf{X} \mathbf{\Lambda}_k \mathbf{X}^\top$ defined by

$$(\mathbf{X} \mathbf{\Lambda}_k \mathbf{X}^\top)_{mm'} = \sum_{pp'} (\mathbf{\Lambda}_k)_{pp'} \mathbf{X}_{mp} \mathbf{X}_{m'p'}$$

where parameter $\mathbf{\Lambda}_k$ is a $(P \times P)$ -dimensional matrix. This parameter is of controlled dimensions, which is essential if it is to be included in the definition of a convolution. And indeed, we obtain a form of content-based convolution by defining its basis as follows:

$$\mathbf{A}_k \triangleq f(\mathbf{X} \mathbf{\Lambda}_k \mathbf{X}^\top \mathbf{T}_k) \quad \mathbf{Y} = \sum_k \mathbf{A}_k^\top \mathbf{X} \mathbf{\Theta}_k \quad (6)$$

where f is a dimension-preserving, possibly non linear matrix transform, either fixed or with a controlled parameter. Thus, leaving f aside, matrix \mathbf{A}_k is the composition of a strong content-based dependence signal between the inputs themselves, and a weak index-based alignment signal between inputs and outputs (Figure 4). It is easy to verify that the basis matrices $(\mathbf{A}_k)_{k \in K}$ thus defined are indeed of dimensions $M \times N$, as expected for a convolution.

The generic transformation described by Equation (6), and specifically the dependence of the basis matrices on the input embeddings, defines a general form of attention, nowadays a widespread component of the neural network toolkit. The generic mechanism is naturally multi-headed, each head corresponding to a basis matrix, defined by parameter $\mathbf{\Lambda}_k$ for each $k \in K$. A special case is when all the weak alignment matrices \mathbf{T}_k are identical. In that case, K itself is not predefined based on some prior intuition, as in purely index-based convolution: it is an integral hyper-parameter which can be learnt. Having multiple heads ensures that each head learns, through its parameter $\mathbf{\Lambda}_k$, a separate aspect of the structure linking the inputs. Although the heads are interchangeable at the initialisation, it is expected that the learning iterations subsequently specialise each of them.

4.2 Example: the attention model of Transformers

As an illustration, we show below how the attention model described by Equation (6) encompasses the attention mechanism of the Transformer model of [15].

- In the Transformer model, there are three occurrences of attention in each layer: one in the encoder and two in the decoder. In two cases, $M=N$ is the length of a sequence, the source sentence and the truncated target sentence, respectively. All the matrices \mathbf{T}_k are then taken to be the identity matrix, simply aligning each entry of that sequence with itself, so the attention mechanism rewrites the embedding of each entry. In the other case, M is the length of the juxtaposition of the source and truncated target sentences, while N is just the length of the truncated target sentence. Matrices \mathbf{T}_k are then all taken to be the rectangular identity aligning over the truncated target sentence part of the sequence only, since the source sentence need not be rewritten (it is in the decoder phase).
- Some constraints can be imposed on parameter $\mathbf{\Lambda}_k$. For example the scaled dot product attention model of Transformers constrains $\mathbf{\Lambda}_k$ to be of the form

$$\mathbf{\Lambda}_k = \mathbf{\Lambda}_k^{(\text{Key})} \mathbf{\Lambda}_k^{(\text{Query})\top}$$

where both matrices $\mathbf{\Lambda}_k^{(\text{Key})}$, $\mathbf{\Lambda}_k^{(\text{Query})}$ are $(P \times D)$ -dimensional. This means only $2PD$ parameters are required instead of P^2 (assuming $2D < P$). And it allows control over the rank (bounded by D) of the underlying bilinear transform. It also allows parameter sharing across the three occurrences of attention (in each layer), sharing the “Key” and “Query” parts of their parameter, alternately. Furthermore, the decomposition into “Key” and “Query” can be interpreted as a soft, differentiable form of the “switch-case” control flow structure, common in programming languages: the “Key” is the pattern defining each case, the “Query” is the value submitted to it, while their scalar product measures how much the value matches the case.

- The scaled dot product attention of Transformers introduces a seemingly richer mechanism to combine the different heads. Instead of simply summing them together as in Equation (6), it combines them with yet another linear layer:

$$\mathbf{Y} = [\mathbf{H}_1, \dots, \mathbf{H}_K] \mathbf{\Theta}^{(0)} \quad \text{where} \quad \mathbf{H}_k \triangleq \mathbf{A}_k^\top \mathbf{X} \mathbf{\Theta}_k$$

where $\mathbf{\Theta}^{(0)}$ is a matrix of dimensions $KQ \times Q$. This is actually redundant. Indeed, this expression can be rewritten, splitting $\mathbf{\Theta}^{(0)}$ into K blocks $(\mathbf{\Theta}_k^{(0)})_{k \in K}$ of dimensions $Q \times Q$, as

$$\mathbf{Y} = \sum_k \mathbf{H}_k \mathbf{\Theta}_k^{(0)} \quad \text{hence} \quad \mathbf{Y} = \sum_k \mathbf{A}_k^\top \mathbf{X} \mathbf{\Theta}_k \mathbf{\Theta}_k^{(0)}$$

In other words, it is strictly equivalent to the sum model of Equation (6), only with parameter $(\mathbf{\Theta}_k \mathbf{\Theta}_k^{(0)})_{k \in K}$. If no additional constraint, or sharing, is imposed on $\mathbf{\Theta}_k$ or $\mathbf{\Theta}_k^{(0)}$, this only introduces overparametrisation for no gain in expressive power.

- In Transformers, the non linear matrix transform f takes a matrix and applies a softmax to each of its columns, possibly partially masked. This ensures that each row of $\mathbf{A}_k^\top \mathbf{X}$ remains a convex combination of the rows of \mathbf{X} . Intuitively, the interpretation of this property is in line with the analogy with a soft version of the “switch-case” control structure of programming languages: the cases define a probability distribution over several options (used as coefficients of the convex combination) rather than a binary selection procedure.
- Finally, Transformers take the extreme approach of relying exclusively on content-based convolution (“attention is all you need”), so that any index-based information such as the relative position of the words must be incorporated into the content. They propose a smart but non obvious scheme to achieve that, called “positional encoding”. Alternatively, one or several additional heads with purely index-based basis matrices (e.g. shift matrices as in grid convolutions) could also be used, in complement to the attention heads.

References

- [1] Yagmur Gizem Cinar et al. “Period-aware content attention RNNs for time series forecasting with missing values”. In: *Neurocomputing* 312 (Oct. 27, 2018), pp. 177–186.
- [2] Yagmur G. Cinar et al. “Position-based Content Attention for Time Series Forecasting with Sequence-to-sequence RNNs”. In: *arXiv:1703.10089 [cs]* (Mar. 29, 2017). arXiv: 1703.10089.
- [3] Michaël Defferrard, Xavier Bresson, and Pierre Vandergheynst. “Convolutional Neural Networks on Graphs with Fast Localized Spectral Filtering”. In: NIPS. Barcelona, Spain, 2016, p. 9.
- [4] Vincent Dumoulin and Francesco Visin. “A guide to convolution arithmetic for deep learning”. In: *arXiv:1603.07285 [cs, stat]* (Mar. 23, 2016). arXiv: 1603.07285.
- [5] Maha Elbayad, Laurent Besacier, and Jakob Verbeek. “Pervasive Attention: 2D Convolutional Neural Networks for Sequence-to-Sequence Prediction”. In: *arXiv:1808.03867 [cs]* (Aug. 11, 2018). arXiv: 1808.03867.
- [6] Ian Goodfellow, Yoshua Bengio, and Aaron Courville. *Deep Learning*. MIT Press, 2016. 785 pp.
- [7] Thomas N. Kipf and Max Welling. “Semi-Supervised Classification with Graph Convolutional Networks”. In: *arXiv:1609.02907 [cs, stat]* (Sept. 9, 2016). arXiv: 1609.02907.
- [8] Wouter Kool, Herke van Hoof, and Max Welling. “Attention Solves Your TSP, Approximately”. In: *arXiv:1803.08475 [cs, stat]* (Mar. 22, 2018). arXiv: 1803.08475.
- [9] Y. LeCun, K. Kavukcuoglu, and C. Farabet. “Convolutional networks and applications in vision”. In: *Proceedings of 2010 IEEE International Symposium on Circuits and Systems*. Proceedings of 2010 IEEE International Symposium on Circuits and Systems. May 2010, pp. 253–256.
- [10] Yann LeCun and Yoshua Bengio. “Convolutional networks for images, speech, and time series”. In: *The Handbook of Brain Theory and Neural Networks*. Ed. by Michael A. Arbib. Cambridge, MA, USA: MIT Press, 1998, pp. 255–258.

- [11] Yaguang Li et al. “Diffusion Convolutional Recurrent Neural Network: Data-Driven Traffic Forecasting”. In: *arXiv:1707.01926 [cs, stat]* (July 6, 2017). arXiv: 1707.01926.
- [12] Stéphane Mallat. “Understanding Deep Convolutional Networks”. In: *Philosophical Transactions of the Royal Society A: Mathematical, Physical and Engineering Sciences* 374.2065 (Apr. 13, 2016), p. 20150203. arXiv: 1601.04920.
- [13] Michael Schlichtkrull et al. “Modeling Relational Data with Graph Convolutional Networks”. In: *arXiv:1703.06103 [cs, stat]* (Mar. 17, 2017). arXiv: 1703.06103.
- [14] Xingjian Shi et al. “Convolutional LSTM Network: A Machine Learning Approach for Precipitation Nowcasting”. In: *arXiv:1506.04214 [cs]* (June 12, 2015). arXiv: 1506.04214.
- [15] Ashish Vaswani et al. “Attention Is All You Need”. In: *arXiv:1706.03762 [cs]* (June 12, 2017). arXiv: 1706.03762.