

# Autonomous engines driven by active matter: Energetics and design principles

Patrick Pietzonka,<sup>1</sup> Étienne Fodor,<sup>1</sup> Christoph Lohrmann,<sup>2</sup> Michael E. Cates,<sup>1</sup> and Udo Seifert<sup>2</sup>

<sup>1</sup>*DAMTP, Centre for Mathematical Sciences, University of Cambridge,  
Wilberforce Road, Cambridge CB3 0WA, United Kingdom*

<sup>2</sup>*II. Institut für Theoretische Physik, Universität Stuttgart, 70550 Stuttgart, Germany*

(Dated: May 2, 2019)

Due to its non-equilibrium character, active matter in a steady state can drive engines that autonomously deliver work against a constant mechanical force or torque. As a generic model for such an engine, we consider systems that contain one or several active components and a single passive one that is asymmetric in its geometrical shape or its interactions. Generally, one expects that such an asymmetry leads to a persistent, directed current in the passive component, which can be used for the extraction of work. We validate this expectation for a minimal model consisting of an active and a passive particle on a one-dimensional lattice. It leads us to identify thermodynamically consistent measures for the efficiency of the conversion of isotropic activity to directed work. For systems with continuous degrees of freedom, work cannot be extracted using a one-dimensional geometry under quite general conditions. In contrast, we put forward two-dimensional shapes of a movable passive obstacle that are best suited for the extraction of work, which we compare with analytical results for an idealised work-extraction mechanism. For a setting with many non-interacting active particles, we use a mean-field approach to calculate the power and the efficiency, which we validate by simulations. Surprisingly, this approach reveals that the interaction with the passive obstacle can mediate cooperativity between otherwise non-interacting active particles, which enhances the extracted power per active particle significantly.

## I. INTRODUCTION

The concept of thermal equilibrium allows for a comprehensive characterisation of passive many-body systems in terms of thermodynamic key quantities such as entropy and temperature. Through the second law of thermodynamics, changes in these quantities constrain the amount of work an external operator can extract when forcing the system to undergo a transformation [1]. In contrast, active matter offers a class of systems that goes beyond the scope of these well established concepts. Such systems typically comprise an assembly of self-driven components which operate far from thermal equilibrium by extracting energy from their environment [2–6]. Experimental realisations range from swarms of bacteria [7–9], assemblies of motile filaments [10, 11] and of living cells [12, 13] to interacting Janus particles in a fuel bath [14–16]. Phenomenological properties of active matter, such as the emergence of clustering [17, 18], have been reproduced with simple mathematical models, which can be either particle-based descriptions [19–21] or active field theories [22–25].

Historically, key quantities of equilibrium thermodynamics had been identified operationally through the interaction of the system with embedded probes such as barometers and thermometers. For a thermodynamic characterisation of active matter, several works have followed this strategy. Extended definitions of pressure [26–30] and of chemical potential [31, 32] have been proposed in active matter, moreover, a frequency-dependent temperature has been introduced based on the violation of equilibrium relations [33–38].

An important quest in the development of classical

thermodynamics was the formulation of fundamental design principles for heat engines, which led to Carnot’s statement of the second law of thermodynamics [39]. For systems on small scales, which are affected by ubiquitous thermal noise, stochastic energetics [40] and stochastic thermodynamics [41] provide a consistent framework for the generalisation of thermodynamic concepts, such as the work that is either transferred to or extracted from a non-equilibrium system.

Inspired by colloidal heat engines in a thermal bath [42–44], the work delivered by cyclic engines in contact with active baths has recently been investigated both experimentally [45] and theoretically [46, 47]. Such cyclic engines require an external operator applying transformations according to some time-periodic protocol. An even simpler setting for non-equilibrium systems that deliver work autonomously builds on ratchet models [48, 49]. They produce a persistent current in one degree of freedom by rectifying fluctuations with some asymmetric potential. In recent years, such ratchet models have been used to illustrate non-equilibrium aspects of active matter [5, 50–61]. Particularly inspiring are experiments where asymmetric cog-shaped obstacles immersed in a bacterial bath autonomously undergo persistent rotation [62–64]—an observation that would be prohibited in an equilibrium system due to time-reversal symmetry. By applying a sufficiently small counter torque to the rotor, its rotation can be exploited for the extraction of mechanical work, as illustrated in Fig. 1.

Despite the increasing development of such experiments, it remains to evaluate and to rationalise the efficiency of such autonomous engines, which should properly compare the extracted work with the dissipated heat.

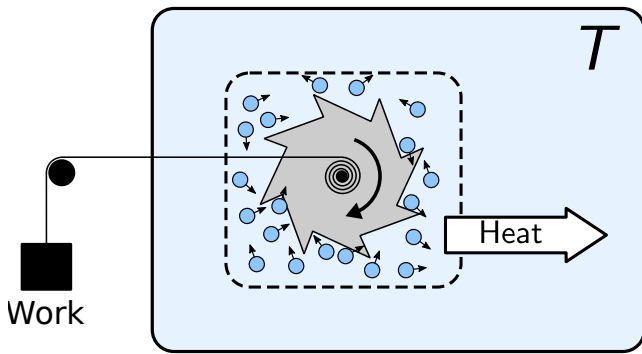


FIG. 1. Schematic representation of an autonomous engine driven by active matter. An asymmetric cog-shaped passive obstacle (grey) rotates persistently in contact with a bath of active particles (dark blue). Applying an external load opposed to the spontaneous rotation, for instance by connecting the rotation axis to an external weight, the system produces work by lifting the weight. Besides, both the obstacle and the active particles are in contact with a thermostat at fixed temperature  $T$ , so that heat is constantly dissipated in the energy reservoir (light blue).

In that respect, several studies have striven to identify and to quantify dissipation in simple models of active particles [65–69], in relation with entropy production and the irreversibility of the dynamics [70–72]. These recent advances motivate a systematic study of the performances of engines that extract work from an active bath. What is the best shape of obstacles for delivering optimal performance as an engine? How to tune the properties of the bath to extract maximum work? Answering such questions promises to reveal new links between macroscopic observables and the non-equilibrium character of active matter.

In this paper, we propose a consistent thermodynamic framework for engines delivering work while being powered by active matter. En route, we relate the extracted power to the energetics of the self-propulsion of active particles. In defining the efficiency of the work extraction, we distinguish between a fully detailed, microscopic viewpoint and a more practical, coarse-grained viewpoint. The relevant thermodynamic quantities can be identified in a simple lattice model as well as in a general Langevin description of active Brownian particles in continuous space.

We consider specific realisations of models for one or several active particles interacting with a passive asymmetric obstacle that can move in one linear direction against an external force. In each of these models, we evaluate the power and efficiency of work extraction. In a two-dimensional setting, the optimisation of these quantities leads to non-trivial shapes of passive obstacles, which perform significantly better than a simple chevron shape that has so far been a popular model for ratchet effects in active matter [50–54, 56, 57, 60]. For the case of many non-interacting active particles we devise a dynamical mean-field approach. It reveals, somewhat sur-

prisingly, that the extracted power per active particle is larger for many active particles than for a single active particle. Numerical simulations of the full many-body dynamics confirm these theoretical predictions.

The paper is organised as follows. In Sec. II, we begin with a simple lattice model and set up definitions concerning the energetics, which are illustrated on the basis of exact results. Sec. III introduces the energetics for a general Langevin description of active particles interacting with each other and with a passive obstacle. Moreover, we derive a no-go theorem, which excludes the possibility to extract work for an overly simple class of obstacles. In Sec. IV, we calculate the power and efficiency for a single active particle and discuss design principles for the shape of a passive obstacle. Sec. V generalises to many non-interacting active particles, introducing our dynamic mean-field theory, which is validated using numerical simulations. We conclude in Sec. VI.

## II. MINIMAL LATTICE MODEL

### A. Setup

Lattice models have repeatedly been used as minimal models for the analysis of various aspects of active matter [66, 73–76]. For our purpose of studying the extraction of work, we consider a one-dimensional lattice with  $L$  sites, periodic boundary conditions and one active and one passive particle, as shown in Fig. 2a. Both particles can hop to unoccupied neighbouring lattice sites. The positions of the particles at time  $t$  are denoted as  $i_a(t)$  and  $i_p(t)$  for the active and passive particle, respectively. We define the signed distance between the two particles as

$$i(t) \equiv [i_a(t) - i_p(t)] \text{ mod } L \quad (1)$$

where the modulo operation is due to the periodic boundaries and is applied such that  $1 \leq i(t) < L$ . The free active particle is modelled as a run-and-tumble particle that has an internal degree of freedom  $n(t)$  that switches stochastically between  $+1$  and  $-1$  at a Markovian rate  $\gamma$ . The inverse of this rate  $1/\gamma$  quantifies the persistence time of the active particle. According to the state of the variable  $n$ , the particle hops preferentially to the right or to the left, as detailed below. The free passive particle has hopping rates that are biased in the direction of the applied external force. In order to obtain a persistent, directed current even in the absence of the external force, the left-right symmetry of the system needs to be broken. As a simple way to do so while preserving the dynamics of the free particles, we introduce, in addition to the hard-core exclusion of the particles, an asymmetric short-range interaction potential

$$V_i \equiv -\varepsilon(\delta_{i,1} - \delta_{i,L-1}) \quad (2)$$

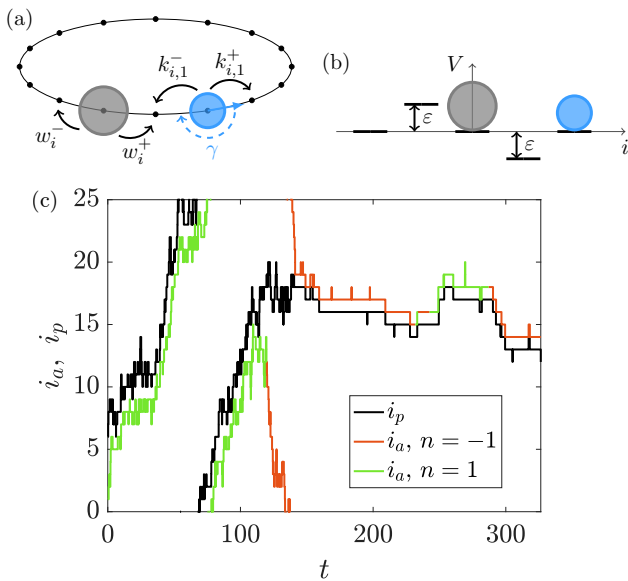


FIG. 2. (a) Setup for the lattice model of an active particle (blue) interacting with a passive one (gray) in a periodic geometry. (b) The particles interact via on-site exclusion and via an asymmetric potential ranging to the next lattice site. (c) Sample trajectories for the passive particle (black) and the active particle (green/red, depending on the internal degree of freedom). The active particle first pushes the passive one from behind, until its internal degree of freedom changes direction at  $t \simeq 120$ . Then, after circuiting once around the ring, it hits the passive particle on the attractive other side and sticks to it for the remainder of the shown time interval. Parameters:  $L = 25$ ,  $k_0 = 1$ ,  $f_{ac} = 1$ ,  $w_0 = 1$ ,  $\gamma = 0.03$ ,  $\epsilon = 5$ , and  $f_{ex} = 0.1$ .

for  $1 \leq i < L$ , as shown in Fig. 2b. Thus, the passive particle attracts the active one, if the latter is one lattice site to the right. Conversely, the passive particle repels the active one, if the latter is one lattice site to the left.

The dynamics of the system is modelled as a continuous-time Markov process. For the identification of physical heat, we require this process to be thermodynamically consistent, which constrains the transition rates depending on the driving forces and the potential [41]. The passive particle hops to the right or left at rates  $w_i^+$  and  $w_i^-$ , respectively, which depend on the distance  $i(t)$ . In contact with a heat bath at constant temperature, these rates are constrained by the local detailed balance condition  $w_i^+/w_{i-1}^- = \exp(-f_{ex} + V_i - V_{i-1})$ , with the external force  $f_{ex}$  acting on the passive particle in negative direction. In this section, we set the lattice spacing, the temperature, and Boltzmann's constant to one. The local detailed balance condition is satisfied by setting

$$w_i^\pm = w_0 e^{(\mp f_{ex} + V_i - V_{i\mp 1})/2}, \quad (3)$$

for all transitions that do not lead to an overlap of the particles. The prefactor  $w_0$  is a rate of reference that is not constrained by thermodynamics, determining the dif-

fusivity of the passive particle. The hard-core exclusion is accounted for by setting all rates involving the state  $i = 0$  (or equivalently  $i = L + 1$ ) to zero.

The active particle is endowed with a self-propulsion mechanism that allows for chemically driven translational transitions biased towards the direction given by the internal degree of freedom  $n(t)$ . Nonetheless, the transitions can also be induced by the passive influence of thermal noise and potential forces. A minimal thermodynamically consistent model accounts for both types of transitions [66]. It ascribes to the thermal transitions of the active particle the transition rates

$$k_{i,\text{th}}^\pm = k_{0,\text{th}} e^{(V_i - V_{i\pm 1})/2} \quad (4)$$

with a rate of reference  $k_{0,\text{th}}$ . The chemically driven transitions occur at rates

$$k_{i,n,\text{ch}}^\pm = k_{0,\text{ch}} e^{(\pm n \Delta\mu + V_i - V_{i\pm 1})/2} \quad (5)$$

with another rate of reference  $k_{0,\text{ch}}$  and the chemical free energy  $\Delta\mu$  that is transduced in a transition parallel to the preferred (active) jump direction  $n$ . On a mesoscopic scale, where information on the microscopic chemical process is not accessible, the two types of transition cannot be distinguished, leading to the combined rates

$$k_{i,n}^\pm \equiv k_{i,\text{th}}^\pm + k_{i,n,\text{ch}}^\pm \quad (6)$$

$$= k_0 e^{(\pm n f_{ac} + V_i - V_{i\pm 1})/2}. \quad (7)$$

In the second line, we have brought these combined rates to the form of a local detailed balance relation, with an effective, “active” force

$$f_{ac} \equiv \ln \frac{k_{0,\text{th}} + k_{0,\text{ch}} e^{\Delta\mu/2}}{k_{0,\text{th}} + k_{0,\text{ch}} e^{-\Delta\mu/2}} \quad (8)$$

and

$$k_0 \equiv \sqrt{k_{0,\text{th}}^2 + k_{0,\text{ch}}^2 + 2k_{0,\text{th}}k_{0,\text{ch}} \cosh(\Delta\mu/2)}. \quad (9)$$

Even though the active force does not enter the microscopic rates (4), it emerges as a useful quantity for a dynamical, mesoscopic description of the active particle as being pulled by a fictitious external force  $f_{ac}$  acting in the direction of  $n(t)$ . Unlike the microscopic parameter  $\Delta\mu$ , the active force can be inferred on a mesoscopic scale, for example through the force that is required to stall an active particle with persistently positive  $n$ . This property allows us to define the active force independently of the microscopic dynamics, which would typically be much more complex than what is captured by the minimal model used here.

In the state space spanned by the variables  $(i_p, i_a, n)$ , the transition rates (3), (7), and  $\gamma$  give rise to a stochastic dynamics, that is illustrated in Fig. 2c with a sample trajectory. The corresponding master equation leads to a stationary probability distribution  $p(i_p, i_a, n)$ . Due to

the translational symmetry of the total system, this distribution can be written as

$$p(i_p, i_a, n) = p(i, n)/L, \quad (10)$$

where  $p(i, n)$  is the stationary distribution on the state space spanned by  $n$  and the relative coordinate (1). Combining the transition rates that increase and decrease  $i$ , we find for this distribution the reduced stationary master equation

$$\begin{aligned} 0 &= dp(i, n)/dt \\ &= [w_{i+1}^+ + k_{i+1, n}^-]p(i+1, n) + [w_{i-1}^- + k_{i-1, n}^+]p(i-1, n) \\ &\quad + \gamma p(i, -n) - [w_i^+ + w_i^- + k_{i, n}^+ + k_{i, n}^- + \gamma]p(i, n). \end{aligned} \quad (11)$$

For finite  $L$ , this system of equations with  $2(L-1)$  unknowns can be solved using linear algebra.

## B. Energetics

With the steady state distribution  $p(i, n)$  at hand, the total particle current  $J$ , or average velocity of the particles, is given by

$$J = \sum_{i, n} p(i, n)[w_i^+ - w_i^-] = \sum_{i, n} p(i, n)[k_{i, n}^+ - k_{i, n}^-]. \quad (12)$$

Since the particles cannot pass through each other, the average velocities of the passive and the active particle must be the same, which leads to the second equality.

The extracted power is the rate of work performed against the force  $f_{\text{ex}}$ ,

$$P_{\text{ex}} \equiv Jf_{\text{ex}}. \quad (13)$$

This power is positive when the external force acts in the direction opposite to the current, while  $P_{\text{ex}} < 0$  means that work is performed on the system. To extract positive work, the external force must be non-zero and opposite to the direction of the current at zero force, and its absolute value must be smaller than the stall force  $f_{\text{stall}}$  at which the current vanishes.

The input of chemical work into the total system stems from the chemically powered, active transitions of the active particle

$$P_{\text{ch}} \equiv \sum_{i, n} \Delta\mu n p(i, n)[k_{i, n, \text{ch}}^+ - k_{i, n, \text{ch}}^-]. \quad (14)$$

On the other hand, the total rate of entropy production

follows from its standard definition [77] as

$$\begin{aligned} \sigma_{\text{tot}} &\equiv \sum_{i, n} [p(i, n)k_{i, n, \text{ch}}^+ - p(i+1, n)k_{i+1, n, \text{ch}}^-] \ln \frac{k_{i, n, \text{ch}}^+}{k_{i+1, n, \text{ch}}^-} \\ &\quad + \sum_{i, n} [p(i, n)k_{i, \text{th}}^+ - p(i+1, n)k_{i+1, \text{th}}^-] \ln \frac{k_{i, \text{th}}^+}{k_{i+1, \text{th}}^-} \\ &\quad + \sum_{i, n} [p(i, n)w_i^+ - p(i-1, n)w_{i-1}^-] \ln \frac{w_i^+}{w_{i-1}^-} \\ &= P_{\text{ch}} - P_{\text{ex}} \geq 0. \end{aligned} \quad (15)$$

Thus, the chemical power  $P_{\text{ch}} = P_{\text{ex}} + \sigma_{\text{tot}}$  is transferred to both extracted power  $P_{\text{ex}}$  and dissipated power  $\sigma_{\text{tot}}$  [78]. The latter is essentially the heat that is dissipated into the environment, but may also include the change of entropy in chemical reservoirs [79]. The thermodynamic efficiency associated with the extraction of work can be defined as

$$\eta_{\text{td}} \equiv \frac{P_{\text{ex}}}{P_{\text{ch}}}. \quad (16)$$

On the mesoscopic scale, where active and passive transitions of the active particle are typically indistinguishable, an exact evaluation of  $\sigma_{\text{tot}}$  based on observations is not possible. Hence, a coarse-grained thermodynamic approach is necessary to evaluate the performance of the engine. Applying the concepts of stochastic thermodynamics to the coarse-grained model involving the combined transition rates  $k_{i, n}^{\pm}$  yields the coarse-grained entropy production rate

$$\begin{aligned} \Sigma &\equiv \sum_{i, n} [p(i, n)k_{i, n}^+ - p(i+1, n)k_{i+1, n}^-] \ln \frac{k_{i, n}^+}{k_{i+1, n}^-} \\ &\quad + \sum_{i, n} [p(i, n)w_i^+ - p(i-1, n)w_{i-1}^-] \ln \frac{w_i^+}{w_{i-1}^-} \\ &= P_{\text{ac}} - P_{\text{ex}}. \end{aligned} \quad (17)$$

This is the rate of entropy production one obtains by comparing the forward and time-reversed path probabilities for  $i_p$  and  $i_a$  without taking into account the types of transitions for  $i_a$ . We identify the ‘‘active power’’

$$P_{\text{ac}} \equiv \sum_{i, n} f_{\text{ac}} n p(i, n)[k_{i, n}^+ - k_{i, n}^-] \quad (18)$$

as the rate of work performed by the fictitious active force  $f_{\text{ac}}$ . Since the coarse-grained entropy production satisfies  $0 \leq \Sigma \leq \sigma_{\text{tot}}$ , we find

$$P_{\text{ch}} \geq P_{\text{ac}} \geq P_{\text{ex}}. \quad (19)$$

Hence the active power gives a stronger bound on the extracted power than the full chemical power. Since this inequality shows that the difference between  $P_{\text{ch}}$  and  $P_{\text{ac}}$  is inevitably dissipated into the environment, we will ask

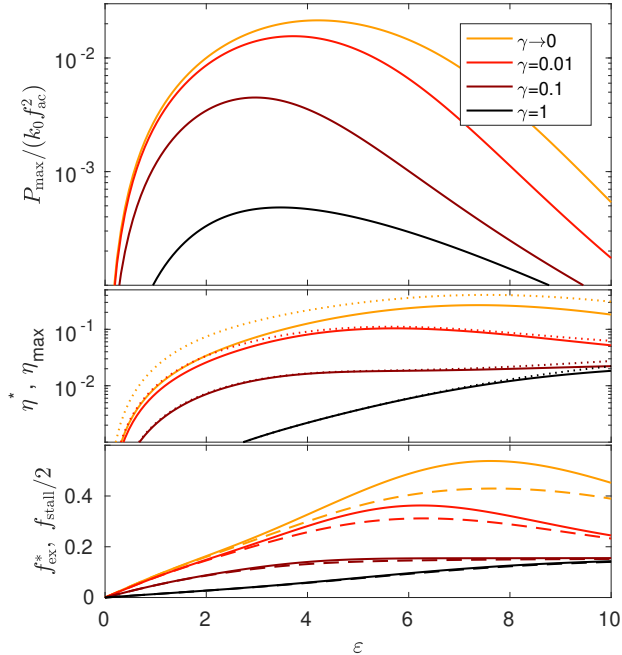


FIG. 3. Numerical evaluation of the engine performance in the lattice model with  $L = 10$  sites. Top: The maximum extractable power as a function of the dimensionless interaction strength  $\varepsilon$ . The parameters of the active particle,  $k_0 = 1$ ,  $f_{ac} = 1$  and selected values of  $\gamma$  are kept fixed, while the extracted power  $P_{ex}$  is optimised with respect to  $w_0$  and  $f_{ex}$ . The limit of small tumbling rate  $\gamma \rightarrow 0$  (orange) is evaluated using the effective potential (21). Middle: The active efficiency  $\eta^*$  at maximum power (solid lines) and the maximal active efficiency  $\eta_{max}$  (dotted lines) optimised again with respect to  $w_0$  and  $f_{ex}$ . Bottom: Optimal external force  $f_{ex}^*$  leading to the maximal extracted power (solid lines). For small external forces within linear response, this force is half the stall force  $f_{stall}$  at the respective parameters (dashed lines), deviations occur for stronger forces.

in the following how much of  $P_{ac}$  can be extracted as useful work  $P_{ex}$  and define the “active efficiency”

$$\eta \equiv \frac{P_{ex}}{P_{ac}} = \frac{P_{ex}}{\Sigma - P_{ex}} = \frac{f_{ex}}{f_{ac}} \frac{\sum_{i,n} p(i,n)[k_{i,n}^+ - k_{i,n}^-]}{\sum_{i,n} n p(i,n)[k_{i,n}^+ - k_{i,n}^-]}. \quad (20)$$

In what follows,  $P_{ex}$  and  $\eta$  are the main quantities of interest to characterise the performance of an engine.

### C. Discussion and limiting cases

We now explore the dependence of the power and efficiency of work extraction on the various parameters of the lattice model. For this purpose, the stationary master equation (11) has been solved numerically. As the main parameter of interest we choose the interaction strength  $\varepsilon$ , which represents a measure for the asymme-

try of the passive work extraction mechanism, and which is dimensionless in our units with  $k_B T = 1$ . For each combination of parameters shown in Fig. 3, we optimise the extracted power with respect to the external force  $f_{ex}$  and the passive diffusivity  $w_0$ , leading to optimal parameters  $f_{ex}^*$  and  $w_0^*$ . Evaluating  $\eta$  at these parameters gives the active efficiency at maximum output power  $\eta^*$ . In addition, we have calculated the global maximum of the efficiency  $\eta_{max}$  over all values of  $f_{ex}$  and  $w_0$ , which turns out to be only slightly larger than  $\eta^*$ .

In the next few paragraphs we discuss various limiting cases. In the high persistence regime for  $\gamma \ll w_0, k_0$ , the power and efficiency of work extraction generally become highest. The corresponding curves in Fig. 3 saturate in the limit  $\gamma \rightarrow 0$ . In this limiting case, there is a time-scale separation between the re-orientations and the lateral transitions. Hence, the distribution  $p(i, n)$  can be written in terms of two effective Boltzmann distributions  $p(i, n) \approx \exp[-V_{eff}(i, n)]/Z_n$  that are normalised such that  $\sum_i p(i, n) = 1/2$  for each  $n$ . The effective potential must then obey

$$V_{eff}(i, n) - V_{eff}(i+1, n) = \ln \frac{w_i^- + k_{i,n}^+}{w_{i+1}^+ + k_{i+1,n}^-} \quad (21)$$

to restore a detailed balance relation for the combined transition rates between adjacent states  $i$ . Note that even in this case, where the relative coordinate equilibrates locally, the total system is nonetheless in a genuine non-equilibrium state with non-vanishing currents  $J$  and  $P_{ac}$ .

In contrast, for  $\gamma \gg w_0, k_0$ , the orientation of  $n$  equilibrates locally for every  $i$ , leading to  $n$ -independent, effective transition rates of the active particle of the form

$$k_{i,eff}^\pm \equiv \frac{1}{2}(k_{i+1}^\pm + k_{i-1}^\pm) = k_0 \cosh(f_{ac}) \exp[(V_i - V_{i\pm 1})/2]. \quad (22)$$

Thus, the dynamics of  $i_a$  and  $i_p$  becomes equivalent to a passive system that is driven only by the external force. Without external force, the system then reaches an effective equilibrium state  $p(i) \propto \exp(-V_i)$  with the actual interaction potential and vanishing current  $J$ . This is analogous to the small persistence regime in continuous models, where effective Boltzmann approaches are legitimate [80, 81]. As leading order corrections for fixed  $k_0$  and  $w_0$ , the deviations from the Boltzmann distribution, the current  $J$  in Eq. (12), and the optimal external force all scale like  $1/\gamma$  (similar to the case of off-lattice models [82]), leading to the maximum extracted power scaling like  $1/\gamma^2$ . Since nonetheless the active power (18) remains finite, the active efficiency vanishes like  $1/\gamma^2$  as well.

For small external forces, the response in the change of the current must be linear. For a small asymmetry  $\varepsilon$  in the interaction potential or large  $\gamma$ , the stall force  $f_{stall}$  will be small as well, such that the linear regime covers  $f_{stall}$ . In this case, the output current is given by  $J = J_0(1 - f_{ex}/f_{stall}) + \mathcal{O}(f_{ex}^2)$  with the current  $J_0$  at zero



force, such that the maximal extracted power  $P_{\max} = J_0 f_{\text{stall}}/4$  is attained at the force  $f_{\text{ex}}^* = f_{\text{stall}}/2$ . The bottom panel of Fig. 3 compares these two characteristic forces.

Another limiting case that can be understood analytically is the one for which the interaction potential is strong, i.e.  $\varepsilon \rightarrow \infty$ . In this limit, the stationary probability is concentrated in the state  $i = 1$ , which is almost impossible to leave. Thus, there are almost no transitions and both the extracted power and the active power vanish. Nonetheless, the active efficiency (20) is well-defined in this limit. It can be calculated from the dominant contributions to the currents stemming from rare and short-lived excursions to the state  $i = 2$ , as shown in the Appendix. A particularly simple analytic expression for the efficiency is obtained by additionally letting the parameter  $w_0$  tend to zero, leading to

$$\lim_{w_0 \rightarrow 0} \lim_{\varepsilon \rightarrow \infty} \eta = \frac{f_{\text{ex}} \cosh f_{\text{ac}} - \exp f_{\text{ex}}}{f_{\text{ac}} \sinh f_{\text{ac}}}. \quad (23)$$

For large  $f_{\text{ac}}$  and  $f_{\text{ex}} \sim f_{\text{ac}} - \sqrt{f_{\text{ac}}}$ , this efficiency gets arbitrarily close to one, showing that there is no universal upper bound on the efficiency smaller than the trivial bound  $\eta \leq 1$ .

### III. GENERAL THEORY FOR CONTINUOUS DEGREES OF FREEDOM

#### A. Setting and energetics

In a general context, we consider a set of  $N$  active particles in a two or three dimensional channel or box with periodic boundary conditions. These particles interact with each other and with a passive object serving as work extractor. The interactions are mediated by pair potentials and, for simplicity, we neglect hydrodynamic interactions. The passive object, in the following referred to as ‘‘obstacle’’, has a fixed shape and is constrained to move along a single degree of freedom against an external force. For notational simplicity, we take this degree of freedom to be the translational one associated with the direction  $\mathbf{e}_x$  and keep the orientation of the particle fixed. Thus, while the active particles are *a priori* free to move and rotate in any direction, we keep the obstacle effectively fixed to a one-dimensional ‘‘railway line’’. The formulation of the model for a rotating obstacle at a fixed position and subject to an external torque, as illustrated in Fig. 1, would be analogous.

We denote the positions of the active particles as  $\mathbf{r}_a^i$ , with  $i$  labelling the particle index, and the position of the passive obstacle as  $\mathbf{r}_p$ . The dynamics of the latter is modelled through the overdamped Langevin equation

$$\dot{\mathbf{r}}_p = \left( \mu_p [-f_{\text{ex}} + \sum_i \nabla V(\mathbf{r}_a^i - \mathbf{r}_p) \cdot \mathbf{e}_x] + \zeta_p \right) \mathbf{e}_x. \quad (24)$$

Here,  $\mu_p$  is the mobility of the passive obstacle (in the  $\mathbf{e}_x$ -direction),  $f_{\text{ex}}$  is the external force applied in the negative  $\mathbf{e}_x$ -direction and  $V(\mathbf{r})$  is the interaction pair-potential between the obstacle and each of the active particles, with  $\nabla$  acting on the distance vector  $\mathbf{r} = \mathbf{r}_a^i - \mathbf{r}_p$ . The term  $\zeta_p$  is Gaussian white noise with correlations  $\langle \zeta_p(t) \zeta_p(t') \rangle = 2D_p \delta(t - t')$  and the diffusion coefficient  $D_p = \mu_p k_B T$  at temperature  $T$ .

The active particles are chemically driven in the direction of their internal orientation vectors  $\mathbf{n}^i$ . Their positions evolve according to the overdamped Langevin equation

$$\dot{\mathbf{r}}_a^i = u_{\text{ac}} \mathbf{n}^i + \boldsymbol{\mu}_a^i \mathbf{f}_{\text{pot}}^i + \boldsymbol{\zeta}_a^i \quad (25)$$

with an active velocity  $u_{\text{ac}}$  and the potential force

$$\mathbf{f}_{\text{pot}}^i \equiv - \sum_{j \neq i} \nabla U(\mathbf{r}_a^i - \mathbf{r}_a^j) - \nabla V(\mathbf{r}_a^i - \mathbf{r}_p). \quad (26)$$

We consider two microscopic origins of the noise term, which we decompose as  $\boldsymbol{\zeta}_a^i = \boldsymbol{\zeta}_{\text{th}}^i + \zeta_{\text{ch}}^i \mathbf{n}^i$ . As described in Ref. [66], these two terms arise in the continuum limit of a lattice model analogous to the one in Sec. II. First, the thermally induced translational Brownian motion of the active particle is modelled with an isotropic noise term  $\boldsymbol{\zeta}_{\text{th}}^i$  with correlations  $\langle \boldsymbol{\zeta}_{\text{th}}^i(t) \otimes \boldsymbol{\zeta}_{\text{th}}^j(t') \rangle = 2D_{\text{th}} \delta(t - t') \delta_{ij} \mathbf{1}$ . Second, the noise in the chemical reaction couples to the driven motion of the particle in the direction  $\mathbf{n}^i$ , which is reflected in the one-component noise term  $\zeta_{\text{ch}}^i$  with correlations  $\langle \zeta_{\text{ch}}^i(t) \zeta_{\text{ch}}^j(t') \rangle = 2D_{\text{ch}} \delta(t - t') \delta_{ij}$ . The fluctuation-dissipation theorem requires the mobility tensor to have two components  $\boldsymbol{\mu}_a^i = \mu_{\text{th}} \mathbf{1} + \mu_{\text{ch}} \mathbf{n}^i \otimes \mathbf{n}^i$ , according to the diffusion coefficients  $D_{\text{th}} = \mu_{\text{th}} k_B T$  and  $D_{\text{ch}} = \mu_{\text{ch}} k_B T$ . The thermal mobility  $\mu_{\text{th}}$  is given by the inverse of the Stokes friction of the particle in the surrounding fluid. The chemical mobility  $\mu_{\text{ch}}$  depends on the details of the self-propulsion mechanism. For example, the continuum limit of the discrete microscopic model discussed in Sec. II yields  $\mu_{\text{ch}} = u_{\text{ac}} d / \Delta\mu$  for a small driving affinity  $\Delta\mu \ll k_B T$  of a reaction event that comes with the displacement  $d$ .

The vectors  $\mathbf{n}^i$  perform isotropic rotational Brownian motion on the unit circle or unit sphere with rotational diffusion coefficient  $D_r$ . We take this rotational diffusion to be independent of the position of the particles, i.e., we assume that there are no alignment interactions among active particles or between active particles and the obstacle. This aspect of the model has been validated experimentally for at least one class of autophoretic Janus colloids, whose orientation is indeed left unaffected upon contact with an obstacle [83]. However, for rod-shaped active particles or pusher/puller-type microswimmers, steric or hydrodynamic alignment interactions are present [63, 84] and would need to be included in a more complex dynamics for  $\mathbf{n}^i$ . Moreover, we note that active Orstein-Uhlenbeck particles [70] can formally be implemented in the present formalism by allowing the

length of  $\mathbf{n}^i$  to fluctuate as well, such that  $\mathbf{n}^i$  performs an Ornstein-Uhlenbeck process.

The dynamics described by the Langevin equations leads to a stationary distribution  $p(\{\mathbf{r}_a^i\}, \{\mathbf{n}^i\}, \mathbf{r}_p)$ . The mean velocity of the obstacle can be expressed as an average with respect to this distribution as

$$J \equiv \langle \dot{\mathbf{r}}_p \cdot \mathbf{e}_x \rangle = -\mu_p f_{\text{ex}} + \mu_p \sum_i \langle \nabla V(\mathbf{r}_a^i - \mathbf{r}_p) \cdot \mathbf{e}_x \rangle, \quad (27)$$

which leads to the extracted power  $P_{\text{ex}} = f_{\text{ex}} J$ . The rate of total thermodynamic entropy production in the steady state follows through the same steps as in Ref. [66] as

$$\sigma_{\text{tot}} = (P_{\text{ch}} - P_{\text{ex}})/T \geq 0, \quad (28)$$

with the chemical power

$$P_{\text{ch}} = N u_{\text{ac}}^2 / \mu_{\text{ch}} + u_{\text{ac}} \sum_i \langle \mathbf{n}^i \cdot \mathbf{f}_{\text{pot}}^i \rangle. \quad (29)$$

Eq. (28) is analogous to Eq. (15) for the discrete model, where  $T$  had been set to 1.

On a mesoscopic scale, only the dynamics of  $\mathbf{r}_p$ ,  $\mathbf{r}_a^i$  and  $\mathbf{n}^i$  can be observed, while the two sources of the noise become indistinguishable. Comparing forward and time-reversed path probabilities then leads to the coarse-grained entropy production  $\Sigma \equiv (P_{\text{ac}} - P_{\text{ex}})/T \geq 0$  with the active power

$$\begin{aligned} P_{\text{ac}} &= N u_{\text{ac}}^2 / (\mu_{\text{th}} + \mu_{\text{ch}}) + u_{\text{ac}} \sum_i \langle \mathbf{n}^i \cdot \mathbf{f}_{\text{pot}}^i \rangle \\ &= f_{\text{ac}} \sum_i \langle \mathbf{n}^i \cdot \dot{\mathbf{r}}_a^i \rangle. \end{aligned} \quad (30)$$

The first equality is specific for the model at hand, and the second equality follows using the active force  $f_{\text{ac}} \equiv u_{\text{ac}} / (\mu_{\text{th}} + \mu_{\text{ch}})$ . In general, the second equality can be used for a model-independent definition of the active power as the rate of work performed by the active force [70, 85–87]. Such an active force is commonly used *ad hoc* in theoretical models for active particles that discard the details of the self-propulsion mechanism [19, 20, 88–91]. As before for the lattice model, the active force can be determined phenomenologically as the force required to stall an active particle with persistent director  $\mathbf{n}$ .

In the following, we assume that the chemical contribution to the mobility  $\mu_{\text{ch}}$  is much smaller than the thermal contribution  $\mu_{\text{th}}$ . This assumption is justified from a microscopic perspective, if the displacement  $d$  of the active particle associated with an individual reaction event is sufficiently small, such that, for external or potential forces  $f$  that lead to velocities  $\mu_{\text{th}} f$  of the order of  $u_{\text{ac}}$ , we have  $\mu_{\text{ch}} / \mu_{\text{th}} \sim f d / \Delta \mu \ll 1$  (see also Ref. [68]). In fact,  $\mu_{\text{ch}}$  might even be in the order of magnitude of a slight geometric anisotropy of the thermal mobility tensor itself, prohibiting the inference of  $\mu_{\text{ch}}$  on a mesoscopic scale. Under the assumption of small  $\mu_{\text{ch}}$ , the chemical

power (29) is much larger than the active power (30). Since the latter bounds the extracted power  $P_{\text{ex}}$  from above, the thermodynamic efficiency  $\eta_{\text{td}} = P_{\text{ex}} / P_{\text{ch}}$  will be small. With the dominating first term in Eq. (29) being constant, maximising  $P_{\text{ex}}$  for fixed  $u_{\text{ac}}$  and  $\mu_{\text{ch}}$  leads also to maximal  $\eta_{\text{td}}$ .

Alternatively, we consider analogously to Eq. (20) the “active efficiency”  $\eta = P_{\text{ex}} / P_{\text{ac}}$  as a mesoscopically accessible characterisation of the performance of a work extractor after subtracting the inevitable chemical losses. For the remainder of the paper, we focus on the model of active particles with an isotropic mobility tensor  $\boldsymbol{\mu}_a = \mu_a \mathbf{1}$  and diffusion coefficient  $D_a = \mu_a k_B T$ , which reproduces the dynamics of the model considered above up to corrections of order  $\mu_{\text{ch}} / \mu_{\text{th}}$ . The active force is then simply given by  $f_{\text{ac}} = u_{\text{ac}} / \mu_a$ . This “active Brownian particle” model, which discards the chemical noise in the self-propelled motion but keeps thermal diffusive noise in both the translational and angular sectors, is standard in the literature, as reviewed, e.g., in [5].

## B. A no-go theorem

We first consider a single passive particle, serving as an obstacle, and a single active particle along a one-dimensional continuous coordinate. The active particle has a director  $n$  that jumps between  $\pm 1$  at a position-independent rate  $\gamma$ . The Langevin equations (24) and (25) then reduce to

$$\dot{x}_p = \mu_p [-f_{\text{ex}} + V'(x_a - x_p)] + \zeta_p \quad (31a)$$

$$\dot{x}_a = \mu_a [n f_{\text{ac}} - V'(x_a - x_p)] + \zeta_a \quad (31b)$$

for the respective positions  $x_a$  and  $x_p$  of the active and passive particles on a ring with  $x_a, x_p \in [0, 1)$  with periodic boundary conditions and with independent one-dimensional noise terms  $\zeta_{a,p}$ . The interaction potential  $V(x)$  is a function of the relative coordinate  $x = x_a - x_p$  (with  $'$  denoting the derivative with respect to  $x$ ), which consists of a hard-core exclusion and an additional, asymmetric interaction. Despite the similarity to the lattice model considered in Sec. II, it is not possible to produce a persistent current against the external force for any potential  $V(x)$ , as we now show.

Due to the hard-core exclusion, the mean velocities of the active and the passive particle are both equal to the overall current  $J = \langle \dot{x}_a \rangle = \langle \dot{x}_p \rangle$ . By rescaling the Langevin equations (31b) and (31a) with the respective mobilities and adding them up, the potential term drops out and we end up with

$$J(1/\mu_a + 1/\mu_p) = \langle \dot{x}_a \rangle / \mu_a + \langle \dot{x}_p \rangle / \mu_p = -f_{\text{ex}}, \quad (32)$$

because the averages of  $\zeta_a$ ,  $\zeta_p$  and  $n$  are zero. Thus, the current  $J$  is always in the same direction as the external force, such that work cannot be extracted. Notably, for  $f_{\text{ex}} = 0$ , there is no persistent current  $J$ . This

is fairly remarkable, since, according to Pierre Curie's principle [40, 92], the asymmetry of the potential and the non-equilibrium driving would generally be sufficient conditions for the emergence of a persistent current.

This result can be generalised to a setting with  $N$  interacting active Brownian particles and one passive obstacle described by the Langevin equations (25) and (24) in two or three dimensions with an isotropic mobility tensor  $\boldsymbol{\mu}_a = \mu_a \mathbf{1}$ . The resulting mean velocities of the active particles  $J_a \equiv \langle \dot{x}_a^i \rangle$  and of the obstacle  $J_p \equiv \langle \dot{x}_p \rangle$  satisfy  $NJ_a/\mu_a + J_p/\mu_p = -f_{\text{ex}}$ . If  $V(\mathbf{r})$  is an exclusion potential that stretches over the whole cross section of the channel or box, such that the active particles cannot overtake the obstacle, we have again  $J = J_p = J_a$ , prohibiting a positive output power.

Nonetheless, a nonzero current  $J_p$  at zero external force, and thus positive extracted power under a sufficiently small counter force, is achievable in several ways. First, one can choose the potential  $V(\mathbf{r})$  in a way that active particles can pass by or through the obstacle, such that the currents  $J_a$  and  $J_p$  are no longer constrained to be equal. Second, one can add in Eqs. (31a,b) an external potential that depends explicitly on the absolute coordinates of the particles, thus breaking the translational invariance of the system as a whole. For instance, a periodic potential with well separated minima mimics the discrete lattice analysed above, showing that the lack of a continuous translational invariance is ultimately the reason why discrete models evade the no-go theorem. Third, one can introduce an anisotropy in the rotational motion or a coupling or feedback between the rotational and translational motion. Notably, this possibility would easily allow for a lossless conversion of the active power into extracted power by fully polarising the active particles and tightly coupling them to the obstacle. Fourth, an anisotropic mobility tensor  $\boldsymbol{\mu}_a$ , for example due to a non-negligible  $\mu_{\text{ch}}$ , can also lead to a non-vanishing current against the external force.

In the following, we focus on the first possibility and consider a hard-core interaction between the active particles and the obstacle that does not cover the whole channel, such that active particles can pass by the obstacle.

## IV. SINGLE ACTIVE PARTICLE IN CONTINUOUS SPACE

### A. General formalism

In preparation for the many-particle case, we now study the extraction of work in a two-dimensional setting with a single active particle that interacts with an obstacle. Due to the periodic boundary conditions, this setting is equivalent to an active particle interacting with a periodic array of obstacles. For the case of spatially fixed obstacles, experimental [83] and theoretical [59, 93]

work has revealed a rich dynamics.

As a general consideration, we notice that for an efficient extraction of work, the size  $L$  of the obstacle must be smaller than or at most comparable to the persistence length  $\ell \equiv u_{\text{ac}}/D_r$  of the active particle. Otherwise, unless the interaction with the obstacle affects the orientation of the active particles (not true here with our chosen potential interaction), the active particle will behave just like a passive Brownian particle in its interaction with the obstacle, which cannot produce any current. Likewise, the box-length, i.e. the distance between repeated instances of the obstacle, should not exceed the persistence length. In reduced units, where the length scale of the obstacle and  $u_{\text{ac}}$  are kept fixed, the regime of high persistence corresponds to small  $D_r$ , which we will focus on in the following. In analogy to the dependence of the one-dimensional system on the switching rate  $\gamma$ , we expect both power and efficiency of the work extraction to decrease with increasing  $D_r$ .

The time-scale separation that ensues for small  $D_r$  facilitates the computation of the relevant currents. In two dimensions, we first keep the vector  $\mathbf{n} = (\cos \theta, \sin \theta)^T$  fixed and determine the mean velocities of the active particle and the obstacle as a function of the angle  $\theta$ . Next, we account for the slow, autonomous rotational diffusion of the active particle by averaging these currents over  $\theta$  with a uniform distribution.

We consider again the relative coordinate  $\mathbf{r} \equiv \mathbf{r}_a - \mathbf{r}_p$ , for which the Langevin equation follows from Eqs. (24), (25) as

$$\dot{\mathbf{r}} = \mathbf{v}^0(\theta) - (\mu_a \mathbf{1} + \mu_p \mathbf{e}_x \otimes \mathbf{e}_x) \nabla V(\mathbf{r}) + \boldsymbol{\zeta}_a - \zeta_p \mathbf{e}_x. \quad (33)$$

It is solved with the same periodic boundary conditions as for the absolute coordinates. The drift terms of the active particle and the obstacle have been combined to

$$\mathbf{v}^0(\theta) \equiv u_{\text{ac}} \mathbf{n} + \mu_p f_{\text{ex}} \mathbf{e}_x. \quad (34)$$

The steady-state solution of the Langevin equation (33) leads to a mean velocity

$$\langle \dot{\mathbf{r}} \rangle_\theta \equiv \langle \dot{\mathbf{r}} \rangle_\theta = \mathbf{v}^0(\theta) - (\mu_a \mathbf{1} + \mu_p \mathbf{e}_x \otimes \mathbf{e}_x) \langle \nabla V(\mathbf{r}) \rangle_\theta, \quad (35)$$

where the index  $\theta$  indicates the ensemble average of trajectories with fixed  $\mathbf{n}$ . This relation allows one to express the components of the average interaction force between the particles in terms of the components of their relative velocity,

$$\langle \partial_x V \rangle_\theta = \frac{v_x^0(\theta) - v_x(\theta)}{\mu_a + \mu_p}, \quad \langle \partial_y V \rangle_\theta = \frac{v_y^0(\theta) - v_y(\theta)}{\mu_a}. \quad (36)$$

This average interaction force then yields expressions for the average absolute velocities

$$\langle \dot{\mathbf{r}}_a \rangle_\theta = u_{\text{ac}} \mathbf{n} - \mu_a \langle \nabla V(\mathbf{r}) \rangle_\theta, \quad (37)$$

$$\langle \dot{\mathbf{r}}_p \rangle_\theta = \mu_p (-f_{\text{ex}} + \langle \partial_x V(\mathbf{r}) \rangle_\theta) \mathbf{e}_x \quad (38)$$



of the individual particles. Averaging with a uniform distribution over  $\theta$  then leads to the mean velocity of the obstacle (27)

$$\begin{aligned} J &= \frac{1}{2\pi} \int d\theta \langle \dot{x}_p \rangle_\theta \\ &= -\frac{\mu_a \mu_p}{\mu_a + \mu_p} f_{\text{ex}} - \frac{\mu_p}{\mu_a + \mu_p} \frac{1}{2\pi} \int d\theta v_x(\theta) \end{aligned} \quad (39)$$

and the extracted power  $P_{\text{ex}} = f_{\text{ex}} J$ . The active power (30) is given by

$$\begin{aligned} P_{\text{ac}} &= \frac{f_{\text{ac}}}{2\pi} \int d\theta \langle \mathbf{n} \cdot \dot{\mathbf{r}}_a \rangle_\theta \\ &= \frac{1}{2} \frac{\mu_a \mu_p}{\mu_a + \mu_p} f_{\text{ac}}^2 + \frac{\mu_a f_{\text{ac}}}{\mu_a + \mu_p} \frac{1}{2\pi} \int d\theta \cos \theta v_x(\theta) \\ &\quad + \frac{f_{\text{ac}}}{2\pi} \int d\theta \sin \theta v_y(\theta), \end{aligned} \quad (40)$$

which is used as a reference for the active efficiency  $\eta = P_{\text{ex}}/P_{\text{ac}}$ . Crucially, the geometric shape of the interaction potential enters into these expressions for the conversion of power only via the two functions  $v_{x,y}(\theta)$  for the relative velocity determined by the Langevin equation (33).

## B. Idealised velocity filter

With the above results at hand, we can now discuss possible shapes of the function  $v_{x,y}(\theta)$  to compare different mechanisms that extract work through the interaction of the translational degrees of freedom of the active particles and the obstacle. To generate a large positive current  $J$ , the integral of  $v_x(\theta)$  in Eq. (39) should be negative with a large absolute value. Without any interaction, the relative velocity in the  $x$ -direction would be given by  $v_x^0(\theta) = u_{\text{ac}} \cos \theta + \mu_p f_{\text{ex}}$ , leading consistently to  $J = -\mu_p f_{\text{ex}}$ . Broadly speaking, a well designed mechanism for the extraction of work should have two crucial properties: On the one hand, when  $\theta$  is such that  $v_x^0(\theta) > 0$ , the activity of the active particle is harnessed, for example by trapping it in some notch of the obstacle and thereby reducing the relative velocity to  $\mathbf{v}(\theta) = 0$ . On the other hand, when  $v_x^0(\theta) < 0$ , the active particle should interact with the obstacle as little as possible. If they do not interact at all, the resulting relative velocity remains  $\mathbf{v}(\theta) = \mathbf{v}^0(\theta)$ .

Without yet considering realisations of the interaction potential that would yield these properties, we can discuss the effect of an idealised velocity filter that is accordingly modelled by  $\mathbf{v}(\theta) = \mathbf{v}^0(\theta)\chi(\theta)$ . The function  $\chi(\theta)$  is set to one for  $\theta_c < \theta < 2\pi - \theta_c$ , when the active particle is free, and zero otherwise, when the particle is trapped. The critical angle for which  $v_x(\theta) = 0$  is given by  $\theta_c \equiv \arccos(-\mu_p f_{\text{ex}}/u_{\text{ac}})$ . We assume that the external force is not exceedingly large, such that  $|\mu_p f_{\text{ex}}| \leq u_{\text{ac}}$

still holds—otherwise the active particle would be either trapped or free independently of  $\theta$ , prohibiting a positive output power. Plugging the model function for  $v_x(\theta)$  into Eq. (39) yields the resulting current  $J$ . It can conveniently be written as

$$J = \mu_p (f_{\text{int}} - f_{\text{ex}}) \quad (41)$$

with the average interaction force exerted by the active particle

$$f_{\text{int}} = \frac{u_{\text{ac}}}{\mu_a + \mu_p} \frac{1}{\pi} \left[ \sqrt{1 - z^2} - z \arccos(z) \right]. \quad (42)$$

The dimensionless parameter

$$z \equiv -\mu_p f_{\text{ex}}/u_{\text{ac}} \quad (43)$$

compares the velocity of the free obstacle to the active speed. The active power (40) follows as

$$P_{\text{ac}} = \mu_a f_{\text{ac}}^2 + \frac{\mu_a f_{\text{ac}}^2}{2\pi} \frac{2\mu_a + \mu_p}{\mu_a + \mu_p} \left[ z \sqrt{1 - z^2} - \arccos(z) \right]. \quad (44)$$

From Eqs. (41) and (44) we finally obtain the expressions for the extracted power and active efficiency of the idealised velocity filter, based only on general geometric arguments.

## C. Design principles

With the idealised velocity filter as a benchmark, we now consider specific realisations of the interaction potential. The optimisation of the power and efficiency amounts to finding good designs for isothermal engines driven by active matter. This task is related to, but quite distinct from, the work of Ref. [94], which studies design principles for ratchets driven by passive particles at two different temperatures.

In order to keep the setting simple, we focus on hard-core interactions and set the noise terms in the Langevin equation (33) to zero, pertaining to a regime where the time scale  $L/|\mathbf{v}^0|$  of the drift process is fast compared to the diffusion on the longer time scale  $L^2/D_{a,p}$ . For zero external force, as explored in Fig. 4, the idealised velocity filter would lead to  $v_x(\theta) = u_{\text{ac}} \cos \theta$  for  $90^\circ < \theta < 270^\circ$  and  $v_x(\theta) = 0$  otherwise. In Fig. 4a, we compare this function to the numerical results for  $v_x(\theta)$  for two selected geometries of the obstacle <sup>1</sup>.

A shape of obstacles that is often used to illustrate non-equilibrium aspects of active matter is a simple V-shape

<sup>1</sup> Without noise, the dynamics of the relative coordinate  $\mathbf{r}$  can be non-ergodic for some angles  $\theta$ . In these cases we have sampled the initial value of  $\mathbf{r}$  from the stationary distributions for adjacent slightly higher and lower values of  $\theta$ , mimicking the effect of a small non-zero rotational diffusion coefficient.

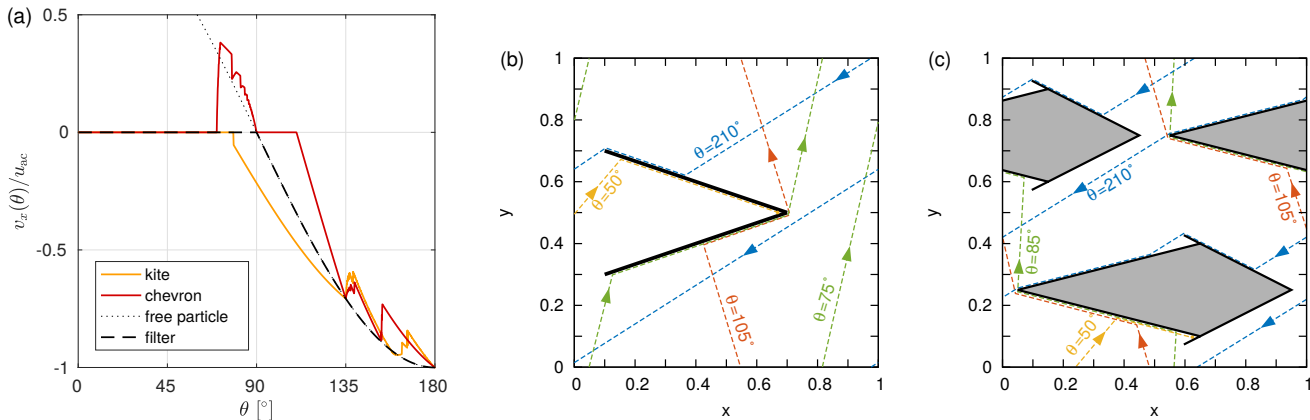


FIG. 4. Angular dependence of the relative velocity of the active particle and the obstacle. Panel (a) shows the velocity in  $x$  direction for the chevron particle shown in panel (b) (red) and for the kite-like particle shown in panel (c) (orange) along with the curves for the ideal velocity filter (black dashed) and the completely interaction-free particle (black dotted). For angles beyond  $180^\circ$ , these curves extend symmetrically. Panels (b) and (c) show trajectories of the relative coordinate for selected angles  $\theta$  to the  $x$ -axis. Parameters are  $\mu_p/\mu_a = 0.1$  and  $f_{ex} = 0$  throughout.

or “chevron” [50–54, 56, 57, 60]. We model this type of obstacle as two straight lines with a fixed opening angle and a hard-core exclusion for the active particles. Fig. 4b shows this shape along with selected trajectories of the relative coordinate  $\mathbf{r}$ . The symmetry of this setting allows us to restrict the discussion to angles  $0 \leq \theta \leq 180^\circ$ . The chevron of the chosen geometry is indeed capable of entrapping the active particles for positive relative velocity  $v_x^0(\theta)$  and letting it pass otherwise. Nonetheless, the resulting function  $v_x(\theta)$  differs from the one for the idealised velocity filter in two obvious ways. First, for angles below but close to  $90^\circ$  (e.g.,  $\theta = 75^\circ$ ), the active particle cannot be trapped, instead it slides along the arms of the chevron. Accordingly, for the chosen geometry, the function  $v_x(\theta)$  is positive for  $70^\circ \lesssim \theta < 90^\circ$ . Second, for angles larger than  $90^\circ$ , the interaction between the active particle and the obstacle reduces the absolute value of their relative velocity. Notably, for  $90^\circ < \theta \lesssim 110^\circ$ , the repeated interaction due to the periodic boundary conditions leads to vanishing  $v_x(\theta)$ . In total, the function  $v_x(\theta)$  for the chevron-shaped obstacle is for all angles  $\theta$  larger than or equal to the one for the idealised velocity filter. Accordingly, the resulting current  $J$  in Eq. (39) becomes reduced compared to (41), for the chosen geometry and parameters of Fig. 4 to approximately 72% of the filter value.

In principle, the output current for a chevron-like particle can be maximised using a delicate limiting procedure. First, the opening angle of the arms of the chevrons must be decreased to almost zero, such that the active particle can be trapped for all angles  $\theta < 90^\circ$ . Second, the overall size of the chevron must be decreased, such that the interaction between the active particle and the obstacle for all other angles is decreased. In this limit, the function  $v_x(\theta)$  and the current  $J$  would approach the values for the ideal velocity filter. However, the small

size of the chevron and its opening lead to further limitations. When the condition  $L^2/D_{a,p} \gg L/|\mathbf{v}_0|$  is no longer met, translational noise becomes relevant, such that the active particle can be trapped only transiently. Indeed, the small cross section of the obstacle increases the time until the particle is trapped again, and this time may even be comparable to the time scale set by the rotational diffusion. It is therefore essential to first let the observation time tend to infinity, then let the thermal noise and the rotational diffusion coefficient tend to zero and at the very last let the size and the opening angle of the chevron vanish. It should be noted that in this limit, increasing the number of obstacles per unit area does not increase the extracted power: All instances of the active particle with  $v_x^0(\theta) > 0$  are ultimately trapped even in a scarce array of obstacles, whereas it is essential that all instances with  $v_x^0(\theta) < 0$  interact as little as possible with the obstacles.

Given these observations, one may be tempted to conclude that the idealised velocity filter provides a general upper bound on the current  $J$  that can be approached only in extreme limiting cases. Nonetheless, for more sophisticated shapes and arrangements of the obstacle and its repeated instances, it is possible to exceed this apparent bound. In Fig. 4c, we show a kite-like shape with hooks at the upper and lower vertices. This shape is repeated periodically along a square lattice that is diagonal to the direction of motion  $\mathbf{e}_x$  of the obstacle. We impose the constraint that the distances to all the repeated instances of the obstacle are kept fixed over time, such that it is still sufficient to describe the position of the ensuing array of obstacles with a single variable  $x_p$ .

The hooks at the upper and lower vertices of the kite-shaped particle take over the role of the chevrons in trapping the active particle for angles in the region around  $\theta = 0$ . For the chosen geometry, this applies to angles

$|\theta| \lesssim 80^\circ$ . Crucially, for angles somewhat above this threshold, the elongated rear shape of the kites and the pattern in which they are arranged force the coordinate  $\mathbf{r}$  on a trajectory whose general direction is  $(-1, 1)$ , thus reversing the sign of  $v_x(\theta)$  compared to  $v_x^0(\theta)$ . As visible in Fig. 4a, this effect persists for all angles up to approximately  $135^\circ$ , leading to negative velocities  $v_x(\theta)$  below the curve for the idealised velocity filter. For even larger values of  $\theta$ , an interaction between the active particle and the obstacle leading to  $v_x(\theta) > v_x^0(\theta)$  cannot be avoided. Nonetheless, when averaging over all  $\theta$ , a positive effect prevails. The width and length of the kite shown in Fig. 4c have been optimised to yield a current that is approximately 5% larger than that of the idealised velocity filter (with fixed  $\mu_p/\mu_a = 0.1$  and  $f_{\text{ex}} = 0$ ). The overall proximity between the functions  $v_x(\theta)$  for the kite-shaped particle and the velocity filter justifies the role of the latter as an analytically tractable model for the thermodynamics of a well-designed work extractor.

Next, we explore the dependence of the current  $J$  on the external force  $f_{\text{ex}}$ . For this purpose, we make use of the fact that a change of  $f_{\text{ex}}$  in Eq. (34) has the same effect as a change of the angle  $\theta$  and the speed  $u_{\text{ac}}$ . Making explicit the dependence of  $\mathbf{v}$  on  $\theta$ ,  $f_{\text{ex}}$ , the potential, and the noise, this correspondence can be expressed as

$$\mathbf{v}(\theta, f_{\text{ex}}, V, \zeta_a, \zeta_p) = \alpha \mathbf{v}(\tilde{\theta}, 0, V/\alpha, \zeta_a/\alpha, \zeta_p/\alpha), \quad (45)$$

with

$$\tan \tilde{\theta} = \frac{\sin \theta}{\cos \theta - z}, \quad \alpha = \sqrt{\sin^2 \theta + (\cos \theta - z)^2} \quad (46)$$

and the scaled external force  $z$  as above. In particular, for a hard-core interaction and in the absence of noise, as discussed above, the knowledge of the function  $\mathbf{v}(\theta)$  at zero external force is sufficient to calculate the integrals in Eqs. (39) and (40) for arbitrary  $f_{\text{ex}}$ . The loading curves in Fig. 5 show the results for the extracted power and the active efficiency for the chevron and kite-like shapes from Fig. 4, which are compared to the analytical expressions for the idealised velocity filter derived from (41) and (44).

We observe that the extracted power is rather small. Taking the active power of a free particle  $\mu_a f_{\text{ac}}^2$  as a reference, the scaled extracted power  $P_{\text{ex}}/\mu_a f_{\text{ac}}^2$  does not exceed 0.0025 for  $\mu_p/\mu_a = 0.1$  as chosen in Fig. 5. For the velocity filter, a global maximisation yields the bound  $P_{\text{ex}} \lesssim 0.0089 \mu_a f_{\text{ac}}^2$ , which is reached for  $\mu_p/\mu_a \simeq 1.48$  and  $f_{\text{ex}}/f_{\text{ac}} \simeq 0.094$ . The values for the active efficiency are larger than  $P_{\text{ex}}/\mu_a f_{\text{ac}}^2$ , because the interaction between the particles reduces the active power compared to the free active particle. The superiority of the kite-shaped work extractor persists for all external forces, producing a larger current, power and efficiency than the velocity filter.

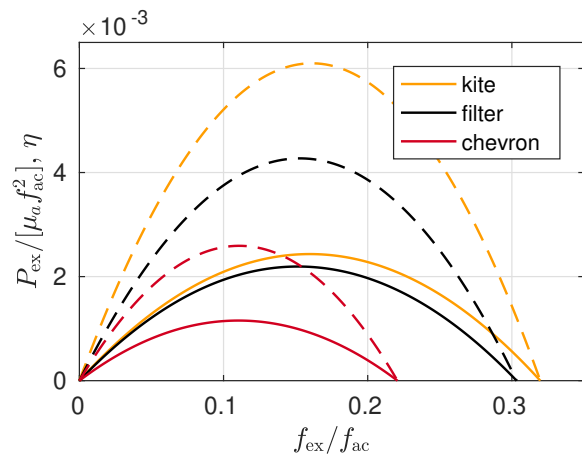


FIG. 5. Output power (solid) and active efficiency (dashed) as a function of the external force  $f_{\text{ex}}$  for the velocity filter (black) chevron (red) and kite (orange) from Fig. 4 for a single active particle. The ratio of mobilities is kept fixed at  $\mu_p/\mu_a = 0.1$ .

## V. MANY ACTIVE PARTICLES

### A. Mean-field theory

Building on the results for the single active particle, we next study the extraction of work in a setting with a large number  $N$  of active particles. We focus on the dilute limit, where the size of the active particles is assumed to be sufficiently small compared to the typical inter-particle distances. The direct interactions among the active particles can then be neglected. Nonetheless, the small active particles still interact with a large obstacle. Naively, one might expect that this interaction is simply additive in the number of active particles. However, we have to take into account that each active particle affects the motion of the obstacle, which has in turn some effect on its interaction with all other active particles.

Focusing on non-interacting active particles, the number density of obstacles plays only a subordinate role. Since an obstacle can, in principle, trap arbitrarily many active particles, it is irrelevant whether a single obstacle extracts power from all active particles together or whether several obstacles each extract only a fraction of the power. The only requirement, as before for the single particle case, is that the distance between obstacles does not exceed the persistence length of the active particles.

In order to derive the key quantities, we use a mean-field approach, focusing first on the interaction between a representative active particle and the obstacle, where the influence from all other active particles is subsumed with the external force. *A posteriori*, this influence is determined self-consistently.

We start with some general considerations for the dynamics of the obstacle interacting with a background of

many small active particles and producing work against a counter force. First, we notice that the velocity of the obstacle cannot persistently exceed the velocity  $u_{ac}$  of the individual active particles, otherwise all interactions would be directed against the direction of motion of the obstacle. Thus, one can only hope to increase the extracted power with the number of active particles by simultaneously increasing the external force.

Second, the obstacle and the many active particles currently pushing it will be in a close contact, such that they may be regarded as a single complex. Since we neglect hydrodynamic interactions, the friction coefficients of the objects forming such a complex are additive. As the number of active particles in this complex increases linearly with  $N$ , we can assign to the interacting obstacle an effective friction coefficient, or inverse mobility, that scales also linearly in  $N$ . This scaling will later turn out to be self consistent in the mean-field analysis. Since the forces acting on the complex of obstacle and active particles also scale linearly in  $N$ , the resulting average velocity  $J$  can still remain non-zero.

Third, we expect that fluctuations in the dynamics of the obstacle vanish in the limit of many active particles. Such fluctuations have two sources: The thermal noise acting on the complex of the obstacle and trapped active particles scales according to the effective mobility like  $1/\sqrt{N}$ . The other contribution stems from fluctuations of the force exerted by all the active particles. Being the sum of  $N$  independent random variables the fluctuations in the resulting force scale like  $\sqrt{N}$ . Multiplication by the effective mobility shows that the impact of these fluctuations on the velocity of the obstacle vanishes also like  $1/\sqrt{N}$ .

As a result of above considerations, we can replace the Langevin equation (24) for the obstacle in the mean-field limit by a simple motion  $\dot{\mathbf{r}}_p = J\mathbf{e}_x$  with a constant, yet to be determined velocity  $J$ . The form of the Langevin equation (25) for a representative active particle, with the interaction term  $U$  set to zero, is unaffected by the presence of the other active particles. The many-body dynamics then reduces to an effective two-body problem analogous to the one in Sec. IV. The Langevin equation for the relative coordinate  $\mathbf{r}$  between the representative active particle and the obstacle follows as

$$\dot{\mathbf{r}} = \tilde{\mathbf{v}}^0(\theta) - \mu_a \nabla V(\mathbf{r}) + \zeta_a. \quad (47)$$

It has the same form as Eq. (33) for the single active particle, but with  $\mu_p$  and thus  $\zeta_p$  set to zero and the drift term redefined as

$$\tilde{\mathbf{v}}^0(\theta, J) \equiv u_{ac} \mathbf{n} - J\mathbf{e}_x. \quad (48)$$

The solution of the Langevin equation (47) leads to the stationary relative velocity  $\mathbf{v}(J) = \langle \dot{\mathbf{r}} \rangle$ , where we make the dependence on  $J$  explicit.

We stress that our mean-field approach is not limited to persistent active particles with a time-scale separation

between translational and rotational motion, as considered in Sec. IV. In general, Eq. (47) is to be solved with rotational diffusion in the angle  $\theta$ , which is thereby averaged over in the computation of  $\mathbf{v}(J)$ . In the case we do have very persistent active particles, we can use the same strategies as before for the single particle case, starting with a model function or explicit results for  $\mathbf{v}(\theta)$ , obtaining the dependence on  $J$  through the transformation (45) with  $z = J/u_{ac}$ , and then integrating out  $\theta$ .

The interaction force exerted by the representative active particle in the  $x$ -direction on the obstacle follows from (47) as

$$f_{\text{int}}(J) \equiv \langle \partial_x V(\mathbf{r}) \rangle = -[J + v_x(J)]/\mu_a. \quad (49)$$

In the mean-field solution, this force is exerted by each of the active particles, which together yield the total force acting on the bare obstacle. Consistency with the generally valid relation (27) therefore requires

$$J = \mu_p[-f_{\text{ex}} + Nf_{\text{int}}(J)], \quad (50)$$

which finally relates  $J$  to the corresponding external force  $f_{\text{ex}}$  and yields the extracted power

$$P_{\text{ex}} = f_{\text{ex}}J = [Nf_{\text{int}}(J) - J/\mu_p]J. \quad (51)$$

Moreover, consistently with what we have assumed before, the effective mobility of the obstacle in contact with the active particles scales like

$$\mu_{p,\text{eff}} \equiv -\frac{dJ}{df_{\text{ex}}} = \left( \frac{1}{\mu_p} - Nf'_{\text{int}}(J) \right)^{-1} \sim 1/N. \quad (52)$$

On the other hand, the total active power, as defined in Eq. (30), is given in the mean-field limit from the  $N$  independent contributions of all active particles as

$$P_{\text{ac}} = Nf_{\text{ac}} \langle \mathbf{n} \cdot [J\mathbf{e}_x + \dot{\mathbf{r}}] \rangle = Nf_{\text{ac}} \langle \mathbf{n} \cdot \dot{\mathbf{r}} \rangle, \quad (53)$$

where the averages are computed from the Langevin equation (47) and run over all angles  $\theta$ , such that  $\langle \mathbf{n} \cdot \mathbf{e}_x \rangle = 0$ .

For the idealised velocity filter, we focus again on persistent active particles and calculate

$$\mathbf{v}(J) = \frac{1}{2\pi} \int_{\theta_c}^{2\pi-\theta_c} d\theta \mathbf{v}^0(\theta, J), \quad (54)$$

where the critical angle is defined through  $v_x^0(\theta_c) = u_{ac} \cos \theta_c - J = 0$ . Carrying out the integration, we obtain

$$f_{\text{int}} = \frac{u_{ac}}{\mu_a \pi} \left[ \sqrt{1-z^2} - z \arccos(z) \right], \quad (55)$$

which is similar to Eq. (42) for the single-particle case but with a redefined dimensionless parameter  $z \equiv J/u_{ac}$ . Again, we focus on  $|z| \leq 1$ , corresponding to the region of interest where  $|J| \leq u_{ac}$ . Rather than solving the ensuing transcendental equation for  $J$  (50), we can analyse



$N$	1	many
$P_{\text{ex,max}}/(N\mu_a f_{\text{ac}}^2)$	0.0089	0.058
$f_{\text{ex}}^*/(Nf_{\text{ac}})$	0.094	0.15
$(\mu_p/\mu_a)^*$	1.5	$> \mathcal{O}(1/N)$
$\eta^*$	1.5 %	7.7 %
$\eta_{\text{max}}$	1.5 %	8.0 %

TABLE I. Thermodynamic characterisation of the extraction of work for the idealised velocity filter in a setting with a single active particle ( $N = 1$ ) and in the limit of many active particles. Listed are the maximal extracted power per active particle (along with the maximising parameters  $f_{\text{ex}}$  and  $\mu_p$ ), the active efficiency at maximum power  $\eta^*$ , and the maximal active efficiency  $\eta_{\text{max}}$ . Note that in the mean-field theory, the maximum power is independent of the mobilities  $\mu_{p,a}$ , as long as their ratio is well above  $1/N$ .

the dependence of the extracted and active power on the external force in terms of parametric plots defined by

$$f_{\text{ex}}(z) = \frac{Nf_{\text{ac}}}{\pi} \left[ \sqrt{1-z^2} - z \arccos(z) - \frac{\pi\mu_a}{N\mu_p} z \right], \quad (56a)$$

$$P_{\text{ex}}(z) = u_{\text{ac}} z f_{\text{ex}}(z), \quad (56b)$$

$$P_{\text{ac}}(z) = \frac{N\mu_a f_{\text{ac}}^2}{\pi} \left[ \pi + z \sqrt{1-z^2} - \arccos(z) \right], \quad (56c)$$

see Fig. 6.

The only parameter that does not only amount to an overall scaling of above equations is  $\lambda \equiv \mu_a/(N\mu_p)$ . Note that  $\mu_p$  is here the bare mobility entering through Eq. (50) and not the vanishing effective one. Provided that the ratio of bare mobilities  $\mu_a/\mu_p$  is not of the order of  $N$ , we can set  $\lambda = 0$ , leaving us with a parameter-free representation. Otherwise, for a large obstacle that is much less mobile than the active particles, an ensuing positive value of  $\lambda$  would reduce  $P_{\text{ex}}(z)$  for all  $z$ , leading to a smaller maximal extracted power. The extracted power is maximised for  $z^* = \cos(y^*) \simeq 0.394$ , where  $y^*$  is the smallest positive solution of  $2y = \tan y$ . The external force corresponding to  $z^*$  is given by  $f_{\text{ex}}(z^*) = (Nf_{\text{ac}}/2\pi) \sin y^* \simeq 0.146 Nf_{\text{ac}}$ . The maximal extracted power itself is  $P_{\text{ex}}(z^*) = (N\mu_a f_{\text{ac}}^2/2\pi) z^* \sin y^* \simeq 0.0577 N\mu_a f_{\text{ac}}^2$  and the active power is  $P_{\text{ac}}(z^*) \simeq 0.744 N\mu_a f_{\text{ac}}^2$ , leading to an active efficiency at maximum power of  $\eta^* \simeq 7.74\%$ . This is only little below the maximal active efficiency  $\eta_{\text{max}} \simeq 7.99\%$  that is reached for  $f_{\text{ex}} \simeq 0.175 Nf_{\text{ac}}$  and  $\lambda = 0$ , for which the active power is  $P_{\text{ac}} \simeq 0.0559 N\mu_a f_{\text{ac}}^2$ .

We recall that in Sec. IV the power extracted from a single active particle has been rather small, amounting to roughly 1% of the active power expended by the active particle. Naively, one may have expected that using  $N$  non-interacting active particles both the extracted and the expended power increase linearly, leading to a similarly small efficiency. Surprisingly however, as summarised in Tab. I, we find analytically for the idealised velocity filter that the extractable power per active particle and the characteristic efficiencies are consistently

higher by nearly one order of magnitude in the setting with many active particles than in the one with a single active particle. This is an important result of our paper, which could not have been anticipated *a priori*.

The joint interaction with the obstacle mediates some kind of cooperativity between the otherwise non-interacting active particles. For an intuitive understanding of this behaviour, consider the reaction of the obstacle to the detachment of a previously trapped active particle. If there are no other active particles, the obstacle is then surrendered completely to the external force pulling it backwards. Such negative contributions to the extracted power are prevented when the presence of many more trapped active particles stabilise the forward motion of the obstacle. Beyond active matter, the collective effects observed here are somewhat reminiscent to the ones observed in coupled molecular motors [95] and, more recently, in coupled heat engines [96] and power converters [97].

As before, the idealised velocity filter serves as a benchmark for the performance of work extractors based on suitably shaped obstacles. In Fig. 6, we compare its power and efficiency to that of the chevron and kite-shaped particles in the mean-field limit. For this purpose, we have solved Eq. (47) for the two geometries shown in Fig. 4b,c and with the noise term set to zero. This yields velocity profiles similar to the ones in Fig. 4a, which can be used to compute  $\mathbf{v}(J)$  along with the relevant thermodynamic quantities.

For the chevron particle, the mean relative velocity  $v_x(J)$  is always larger than for the idealised velocity filter. Hence, the interaction force (49) is below that of the velocity filter for any given current  $J$ . In Eq. (50), this leads to a smaller corresponding external force  $f_{\text{ex}}$  and thus smaller extracted power  $P_{\text{ex}} = f_{\text{ex}} J$ . In contrast, the kite-shaped particle has a somewhat higher maximal extracted power than the velocity filter. For small external forces though, the extracted power is somewhat smaller. This regime corresponds to large currents  $J$ , where the kite-shaped particle, unlike the idealised velocity filter, experiences strong “headwind” from surrounding active particles. In comparison to Fig. 5, we stress that for both designs of the obstacle the attained efficiency and power per active particle is larger than in the case with a single active particle.

## B. Numerical simulations

To test our design principles in actual many-particle settings, we now turn to the numerical study of autonomous engines driven by a bath of active particles. We consider a set of non-interacting active Brownian particles in two dimensions with position dynamics given by (25). As usual for this type of model, the translational noise  $\zeta_a^i$  is assumed to have isotropic Gaussian correlations, which amounts to neglecting the chemical mobility

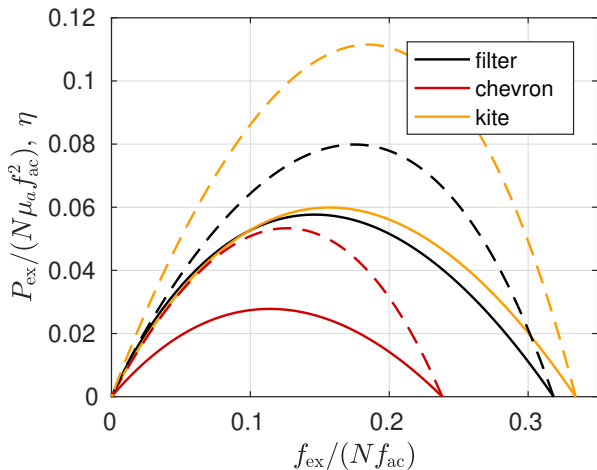


FIG. 6. Output power (solid) and active efficiency (dashed) as a function of the external force  $f_{\text{ex}}$  for the velocity filter (black) chevron (red) and kite (orange) from Fig. 4 in the mean-field limit of many active particles with large persistence.

compared to the thermal one ( $\mu_{\text{ch}} \ll \mu_{\text{th}}$ ). We allow the angular direction  $\mathbf{n}^i = (\cos \theta^i, \sin \theta^i)$  to fluctuate in time following an independent dynamics for each particle:

$$\dot{\theta}^i = \sqrt{2D_r} \xi^i, \quad (57)$$

where  $D_r$  is the rotational diffusion coefficient. The noise term  $\xi^i$  has Gaussian statistics with zero mean and variance given by  $\langle \xi^i(t) \xi^j(t') \rangle = \delta_{ij} \delta(t - t')$ . We recall the definition of the according persistence length  $\ell = u_{\text{ac}}/D_r$  as the typical distance covered by a particle, in the absence of obstacle, before changing its orientation.

We now model each obstacle by an assembly of soft rods which interact repulsively with the surrounding active particles. The potential between a particle  $i$  and a rod  $j$  is taken as short-ranged of the form  $V(r_{ij}) = V_0(1 - r_{ij}/a)^2$  for  $r_{ij} < a$ , where  $r_{ij}$  is the minimal distance between the particle centre and the points on the line segment of the rod. In practice, we use  $a = 1$  in what follows, so that all length scales are expressed in units of particle-rod interaction length. Besides, the energy scale  $V_0$  is always large compared with the ones of thermal fluctuations  $k_B T$  and the active force  $a f_{\text{ac}}$ , so that the rods effectively act as hard walls. Following the geometry introduced in Sec. IV, we can then form two types of obstacles, either chevrons or kites, as shown in Figs. 7(a,b). The arrangement of the obstacles is directly inspired by the periodic structures in Sec. IV, namely a simple square lattice for chevrons and a two-lane arrangement for kites, and it is kept fixed throughout the simulations. The displacement of all rods forming the obstacles is synchronised and restricted to the  $x$ -direction with dynamics given by (24). Finally, we use biperiodic boundary conditions, so that the obstacles follow a perpetual directed motion towards  $x > 0$  in the absence of

external force ( $f_{\text{ex}} = 0$ )<sup>2</sup>.

We measure the extracted power per active particle and the efficiency as functions of the external force for both chevrons and kites, as reported in Figs. 7(c-f). At a given value of the persistence length  $\ell$ , the loading curves extracted from various number of active particles  $N$  fall onto a master curve, in agreement with the mean-field regime considered in Sec. V A. When increasing the persistence length  $\ell$ , the stall force, the maximum power and efficiency as well as the corresponding force values increase. These data corroborate that the regime of large persistence is indeed optimal, as we assumed in Sec. IV. In practice, the orange curves corresponding in Fig. 7 to the largest persistence coincide with the ones for infinite persistence, namely when  $D_r = 0$ . The translational diffusion coefficients  $D_a, D_p$  have only little influence on the loading curve, as long as the thermal energy is small compared to the energy required for a particle to leave a trapped state. Moreover, the peak values of power and efficiency are systematically higher for kites compared with chevrons. This shows that the kites achieve better performances not only at large persistence, but also for intermediate regimes. In short, these numerical results demonstrate that the design principles we put forward indeed allow one to delineate the optimal geometry for autonomous engines in a fluctuating active bath.

Comparing the loading curves in Figs. 7(c-f) with the corresponding analytic predictions in Fig. 6, the peak values extracted from numerical simulations turn out to be smaller. Two reasons account for this. First, our simulations include explicit fluctuations, which were neglected in the previous analytic treatment, and which lower the maxima of the loading curves at intermediate persistence. Second, the obstacle geometries differ somewhat in the simulations compared with the pictures in Fig. 4. This is due to the finite size of active particles and finite width of rods, in contrast with the point-like and line-like approximation used in Secs. IV C and V A. While our simulations serve as a proof of principle, further improvements of the power and efficiency may be expected for a rigorous optimisation of the obstacles' shape and arrangement under the constraints set by such a more realistic setting.

For a quantitative verification of the mean-field approach we have evaluated the single-particle dynamics by solving the Langevin equation (47) explicitly for the geometry and diffusion coefficients used in the simulation and for a finely discretised set of values for  $J$ . The force, extracted power, and efficiency in the mean-field limit of many active particles then follow from Eqs. (50), (51), (53). The loading curves resulting as parametric plots are shown as solid curves in Figs. 7(c-f). They agree well with the results of the simulation, indicating that the particle densities used in the simulation are already

<sup>2</sup> See Supplemental Material at [URL will be inserted by publisher] for movies corresponding to Figs. 7(a,b)

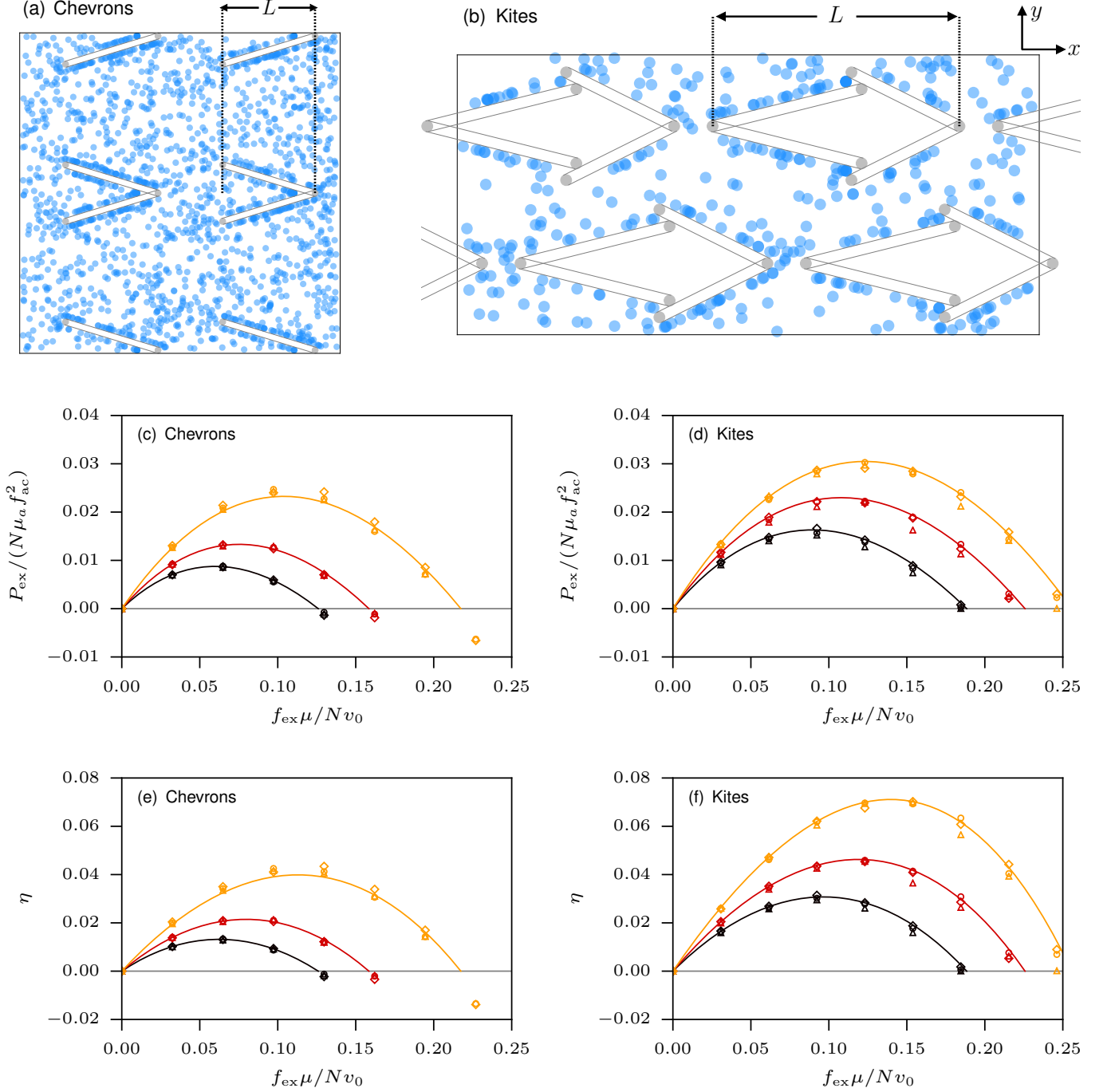


FIG. 7. Performances of autonomous engines in a bath of active particles. The engines are made of a series of asymmetric obstacles, either (a) chevrons or (b) kites, with large axis denoted by  $L$ . The displacement of all obstacles is synchronised and restricted to the  $x$  axis. Active particles, shown as blue circles, only interact with the obstacles. Using a biperiodic box with size  $L_x \times L_y$  and given the shape asymmetry, the obstacles follow a perpetual directed motion towards  $x > 0$ . To extract work, the operator applies a constant force  $f_{\text{ex}}$  towards  $x < 0$  on the obstacles. The extracted power  $P_{\text{ex}}$  and the efficiency  $\eta$  are respectively shown for (c, e) chevrons and (d, f) kites as functions of the applied force. The shapes of the symbols refer to particle density  $\rho$  accounting for the excluded obstacle area:  $\rho = 0.23$  (triangles),  $0.46$  (circles), and  $0.68$  (diamonds). The colour code corresponds to persistence lengths  $\ell = \mu_a f_{\text{ac}} / D_r$  of the active particles. Chevrons:  $\ell/L = 3.3$  (black),  $6.6$  (red), and  $66$  (orange). Kites:  $\ell/L = 2.2$  (black),  $4.4$  (red), and  $44$  (orange). Solid curves are the predictions of the mean-field theory, obtained from simulations for a single active particle. Other parameters:  $D_p = 10^{-2} = D_a$  (except for chevrons at  $\ell/L = 66$ , where  $D_p = 1 = D_a$ ),  $f_{\text{ac}} = 1$ ,  $\mu_p = 1 = \mu_a$ ,  $V_0 = 10^2$ ,  $L_x \times L_y = 52 \times 52$  (chevrons) and  $52 \times 25$  (kites).

sufficiently large to justify the mean-field assumptions.

## VI. CONCLUSIONS

In this work, we have analysed the dynamics and energetics of asymmetrically shaped passive obstacles immersed in active baths. The interaction with active particles propels the obstacles such that they can deliver work against a mechanical counter force. In such a setting, thanks to the simultaneous breaking of spatial and time-reversal symmetries, the obstacles act as autonomous engines driven by active matter.

In a general approach, we have identified the quantities that are relevant for a characterisation of the thermodynamics of such engines. An obvious quantity to consider is the extracted work, defined as the external counter force times the displacement of the obstacle. For a quantification of the efficiency of an engine, this work is to be compared to the input of energy. Yet, the total rate at which chemical energy is supplied to maintain the active particles' self-propulsion is hard to assess, as it typically involves many unresolved microscopic processes. In contrast, the “active work” we have considered here is a more easily assessable quantity at a mesoscopic level, which also turns out to be more closely related to the extracted work. It takes into account the displacement of active particles driven by an effective “active force”. The latter can be identified phenomenologically either from experimental data or from a more detailed microscopic model. We thus formalise the concept of active force [19, 20, 89–91] and work [70, 85–87], commonly used in many theoretical models, from a thermodynamic perspective. Since the extracted work is always smaller than the active work, we can define the “active efficiency” as the ratio of these two quantities. This is an upper bound on the “full” thermodynamic efficiency defined as the ratio of extracted work to the chemical energy expended microscopically.

We have investigated the power and efficiency of work extraction from active matter for minimal examples of engines in various settings. Common to all of these settings is the fact that the extracted power increases with the persistence length of active particles. For a one-dimensional lattice model with one active particle and the obstacle represented by a passive particle with asymmetric interactions, we have calculated the power and efficiency exactly. In one limiting case, the active efficiency reaches unity, revealing that there can be no stronger universal bound on the extracted power.

For a fairly general Langevin model in continuous space, a no-go theorem shows that power can only be extracted when active particles have the possibility to pass by the passive obstacle. We have therefore focused on two-dimensional settings, where such a passing-by is possible even for particles with hard-core interactions.

For the case of a single active particle and a single

passive obstacle, we have considered the effect of the geometry of the obstacle on the power and efficiency. An analytically solvable benchmark is given by an obstacle with the idealised behaviour of a velocity filter, trapping particles moving in one direction and letting pass particles in the other. Simple chevron-shaped particles cannot surpass the power and efficiency of such a filter. Nonetheless, we have shown that with a more complex design of obstacles, it is possible to improve upon this benchmark by a small margin.

For obstacles immersed in a bath of many active particles that do not interact with each other, we have calculated the power and efficiency of the work extraction using a mean-field approach. It reveals that at high number densities the efficiency and the power per active particle is enhanced by one order of magnitude compared to the case of a single active particle. Numerical simulations for the many particle setup validate the mean-field approach.

In this paper, our illustrations of work-extraction mechanisms have been focused on highly idealised model systems. For instance, we have not considered pair interactions between active particles, alignment interactions between the active particles and the obstacle, or hydrodynamic interactions, which would likely all be present in experimental realisations. Beyond the paradigm of active Brownian particles with rotational diffusion in two dimensions, one could also explore three dimensional particles, stochastic variations in the propulsion speed as in active Ornstein-Uhlenbeck models [70, 89, 90], or sudden re-orientations of the propulsion direction as in run-and-tumble models [80, 98]. Our definitions of quantities characterising the energetic performance of engines apply already to these cases, thus supporting the generality of our approach. Yet, new design principles for the optimisation of the performance may emerge in such more complex settings. It will also be interesting to investigate the universality of the cooperative enhancement of the performance beyond the mean-field approach used here. Thanks to modern techniques for the microfabrication of particles [63, 99], the exertion of forces using optical tweezers [43, 45], and the realisation of artificial self-propelled particles [14, 83], it should be possible to address these questions experimentally.

## ACKNOWLEDGMENTS

Work funded in part by the European Research Council under the EU's Horizon 2020 Programme, grant number 760769. ÉF benefits from an Oppenheimer Research Fellowship from the University of Cambridge, and a Junior Research Fellowship from St Catherine's College. MEC is funded by the Royal Society.



### Appendix: Effective two-state lattice model for strong interactions

For strong interactions between the active and the passive particle, i.e. large  $\varepsilon$ , the system remains most of the time in the state  $i = 1$ . A current can only be generated through rare jumps to the state  $i = 2$ . Jumps out of this state are highly biased towards  $i = 1$ , such that all other states  $i > 2$  can be neglected for the calculation of the current. We assume a time-scale separation between the sojourn time in the state  $i = 2$  and the much larger time-scale  $1/\gamma$  for re-orientations. The steady-state distribution then reads

$$\begin{aligned} p(1, \pm) &= \frac{1}{2} \frac{k_{2,\pm}^- + w_2^+}{k_{1,\pm}^+ + w_1^- + k_{2,\pm}^- + w_1^-}, \\ p(2, \pm) &= \frac{1}{2} \frac{k_{1,\pm}^+ + w_1^-}{k_{1,\pm}^+ + w_1^- + k_{2,\pm}^- + w_1^-}. \end{aligned} \quad (\text{A.1})$$

The stationary currents due to jumps of the passive particle follow as

$$J_{\pm} = p(2, \pm)w_2^+ - p(1, \pm)w_1^- = \frac{1}{2} \frac{k_{1,\pm}^+ w_2^+ - k_{2,\pm}^- w_1^-}{k_{1,\pm}^+ + w_1^- + k_{2,\pm}^- + w_1^-}, \quad (\text{A.2})$$

which leads to the output current  $J = J_+ + J_-$  and the active efficiency

$$\eta = \frac{f_{\text{ex}} J_+ + J_-}{f_{\text{ac}} J_+ - J_-}. \quad (\text{A.3})$$

Using the explicit forms for the rates,

$$\begin{aligned} w_1^- &= w_0 e^{(f_{\text{ex}} - \varepsilon)/2}, & w_2^+ &= w_0 e^{-(f_{\text{ex}} - \varepsilon)/2}, \\ k_{2,\pm}^- &= k_0 e^{-(\pm f_{\text{ac}} - \varepsilon)/2}, & k_{1,\pm}^+ &= k_0 e^{(\pm f_{\text{ac}} - \varepsilon)/2}, \end{aligned} \quad (\text{A.4})$$

we obtain

$$J_{\pm} = \frac{1}{2} \frac{w_0 k_0 \sinh\left(\frac{\pm f_{\text{ac}} - f_{\text{ex}}}{2}\right)}{k_0 \cosh\left(\frac{\pm f_{\text{ac}} - \varepsilon}{2}\right) + w_0 \cosh\left(\frac{f_{\text{ex}} - \varepsilon}{2}\right)}. \quad (\text{A.5})$$

In the limit  $\varepsilon \rightarrow \infty$ , both currents vanish. Nonetheless,  $\eta$  remains finite in this limit. Additionally taking the limit  $w_0 \rightarrow 0$  yields Eq. (23) independently of the order in which the limits are taken.

- 
- [1] H. B. Callen, *Thermodynamics and an Introduction to Thermostatistics* (John Wiley & Sons, New York, 1985).
- [2] S. Ramaswamy, “The mechanics and statistics of active matter,” *Ann. Rev. Cond. Mat. Phys.* **1**, 323 (2010).
- [3] M. E. Cates, “Diffusive transport without detailed balance in motile bacteria: does microbiology need statistical physics?” *Rep. Prog. Phys.* **75**, 042601 (2012).
- [4] M. C. Marchetti, J. F. Joanny, S. Ramaswamy, T. B. Liverpool, J. Prost, M. Rao, and R. A. Simha, “Hydrodynamics of soft active matter,” *Rev. Mod. Phys.* **85**, 1143 (2013).
- [5] C. Bechinger, R. Di Leonardo, H. Löwen, C. Reichhardt, G. Volpe, and G. Volpe, “Active particles in complex and crowded environments,” *Rev. Mod. Phys.* **88**, 045006 (2016).
- [6] A. Zöttl and H. Stark, “Emergent behavior in active colloids,” *J. Phys.: Condens. Matter* **28**, 253001 (2016).
- [7] C. Dombrowski, L. Cisneros, S. Chatkaew, R. E. Goldstein, and J. O. Kessler, “Self-concentration and large-scale coherence in bacterial dynamics,” *Phys. Rev. Lett.* **93**, 098103 (2004).
- [8] A. Sokolov, I. S. Aranson, J. O. Kessler, and R. E. Goldstein, “Concentration dependence of the collective dynamics of swimming bacteria,” *Phys. Rev. Lett.* **98**, 158102 (2007).
- [9] A. Sokolov and I. S. Aranson, “Physical properties of collective motion in suspensions of bacteria,” *Phys. Rev. Lett.* **109**, 248109 (2012).
- [10] T. Sanchez, D. T. N. Chen, S. J. DeCamp, M. Heymann, and Z. Dogic, “Spontaneous motion in hierarchically assembled active matter,” *Nature* **491**, 431 (2012).
- [11] S. J. DeCamp, G. S. Redner, A. Baskaran, M. F. Hagan, and Z. Dogic, “Orientational order of motile defects in active nematics,” *Nat. Mater.* **14**, 1110 (2015).
- [12] T. B. Saw, A. Doostmohammadi, V. Nier, L. Kocgozlu, S. Thampi, Y. Toyama, P. Marq, C. T. Lim, J. M. Yeomans, and B. Ladoux, “Topological defects in epithelia govern cell death and extrusion,” *Nature* **544**, 212 (2017).
- [13] K. Kawaguchi, R. Kageyama, and M. Sano, “Topological defects control collective dynamics in neural progenitor cell cultures,” *Nature* **545**, 327 (2017).
- [14] J. R. Howse, R. A. L. Jones, A. J. Ryan, T. Gough, R. Vafabakhsh, and R. Golestanian, “Self-motile colloidal particles: From directed propulsion to random walk,” *Phys. Rev. Lett.* **99**, 048102 (2007).
- [15] J. Palacci, S. Sacanna, A. P. Steinberg, D. J. Pine, and P. M. Chaikin, “Living crystals of light-activated colloidal surfers,” *Science* **339**, 936 (2013).
- [16] I. Buttinoni, J. Bialké, F. Kümmel, H. Löwen, C. Bechinger, and T. Speck, “Dynamical clustering and phase separation in suspensions of self-propelled colloidal particles,” *Phys. Rev. Lett.* **110**, 238301 (2013).
- [17] J. Tailleur and M. E. Cates, “Statistical mechanics of interacting run-and-tumble bacteria,” *Phys. Rev. Lett.* **100**, 218103 (2008).
- [18] M. E. Cates and J. Tailleur, “Motility-induced phase separation,” *Annu. Rev. Cond. Mat. Phys.* **6**, 219 (2015).
- [19] Y. Fily and M. C. Marchetti, “Athermal phase separation of self-propelled particles with no alignment,” *Phys. Rev. Lett.* **108**, 235702 (2012).

- [20] G. S. Redner, M. F. Hagan, and A. Baskaran, “Structure and dynamics of a phase-separating active colloidal fluid,” *Phys. Rev. Lett.* **110**, 055701 (2013).
- [21] J. Bialké, H. Löwen, and T. Speck, “Microscopic theory for the phase separation of self-propelled repulsive disks,” *EPL* **103**, 30008 (2013).
- [22] J. Stenhammar, A. Tiribocchi, R. J. Allen, D. Marenduzzo, and M. E. Cates, “Continuum theory of phase separation kinetics for active Brownian particles,” *Phys. Rev. Lett.* **111**, 145702 (2013).
- [23] R. Wittkowski, A. Tiribocchi, J. Stenhammar, R. J. Allen, D. Marenduzzo, and M. E. Cates, “Scalar  $\varphi^4$  field theory for active-particle phase separation,” *Nat. Commun.* **5**, 4351 (2014).
- [24] T. Speck, J. Bialké, A. M. Menzel, and H. Löwen, “Effective Cahn-Hilliard equation for the phase separation of active Brownian particles,” *Phys. Rev. Lett.* **112**, 218304 (2014).
- [25] C. Nardini, E. Fodor, E. Tjhung, F. van Wijland, J. Tailleur, and M. E. Cates, “Entropy production in field theories without time-reversal symmetry: Quantifying the non-equilibrium character of active matter,” *Phys. Rev. X* **7**, 021007 (2017).
- [26] X. Yang, M. L. Manning, and M. C. Marchetti, “Aggregation and segregation of confined active particles,” *Soft Matter* **10**, 6477 (2014).
- [27] S. C. Takatori, W. Yan, and J. F. Brady, “Swim pressure: Stress generation in active matter,” *Phys. Rev. Lett.* **113**, 028103 (2014).
- [28] A. P. Solon, Y. Fily, A. Baskaran, M. E. Cates, Y. Kafri, M. Kardar, and J. Tailleur, “Pressure is not a state function for generic active fluids,” *Nat. Phys.* **11**, 673 (2015).
- [29] A. P. Solon, J. Stenhammar, M. E. Cates, Y. Kafri, and J. Tailleur, “Generalized thermodynamics of motility-induced phase separation: phase equilibria, Laplace pressure, and change of ensembles,” *New J. Phys.* **20**, 075001 (2018).
- [30] T. Speck and R. L. Jack, “Ideal bulk pressure of active Brownian particles,” *Phys. Rev. E* **93**, 062605 (2016).
- [31] S. Paliwal, J. Rodenburg, R. van Roij, and M. Dijkstra, “Chemical potential in active systems: predicting phase equilibrium from bulk equations of state?” *New J. Phys.* **20**, 015003 (2018).
- [32] J. Guioth and E. Bertin, “Lack of an equation of state for the nonequilibrium chemical potential of gases of active particles in contact,” *J. Chem. Phys.* **150**, 094108 (2019).
- [33] C. Wilhelm, “Out-of-equilibrium microrheology inside living cells,” *Phys. Rev. Lett.* **101**, 028101 (2008).
- [34] É. Fodor, M. Guo, N. S. Gov, P. Visco, D. A. Weitz, and F. van Wijland, “Activity-driven fluctuations in living cells,” *EPL* **110**, 48005 (2015).
- [35] E. Dieterich, J. Camunas-Soler, M. Ribezzi-Crivellari, U. Seifert, and F. Ritort, “Single-molecule measurement of the effective temperature in non-equilibrium steady states,” *Nat. Phys.* **11**, 971 (2015).
- [36] H. Turlier, D. A. Fedosov, B. Audoly, T. Auth, N. S. Gov, C. Sykes, J.-F. Joanny, G. Gompper, and T. Betz, “Equilibrium physics breakdown reveals the active nature of red blood cell flickering,” *Nat. Phys.* **12**, 513 (2016).
- [37] R. Wulfert, M. Oechsle, T. Speck, and U. Seifert, “Driven Brownian particle as a paradigm for a nonequilibrium heat bath: Effective temperature and cyclic work extraction,” *Phys. Rev. E* **95**, 050103(R) (2017).
- [38] W. W. Ahmed, É. Fodor, M. Almonacid, M. Bussonnier, M.-H. Verlhac, N. Gov, P. Visco, F. van Wijland, and T. Betz, “Active mechanics reveal molecular-scale force kinetics in living oocytes,” *Biophys. J.* **114**, 1667 (2018).
- [39] S. Carnot, *Réflexions sur la puissance motrice du feu* (Bachelier, Paris, 1824).
- [40] K. Sekimoto, *Stochastic Energetics* (Springer, Berlin, Heidelberg, 2010).
- [41] U. Seifert, “Stochastic thermodynamics, fluctuation theorems, and molecular machines,” *Rep. Prog. Phys.* **75**, 126001 (2012).
- [42] T. Schmiedl and U. Seifert, “Efficiency at maximum power: An analytically solvable model for stochastic heat engines,” *EPL* **81**, 20003 (2008).
- [43] V. Blickle and C. Bechinger, “Realization of a micrometre-sized stochastic heat engine,” *Nat. Phys.* **8**, 143 (2012).
- [44] I. A. Martínez, É. Roldán, L. Dinis, D. Petrov, J. M. R. Parrondo, and R. A. Rica, “Brownian Carnot engine,” *Nat. Phys.* **12**, 67 (2016).
- [45] S. Krishnamurthy, S. Ghosh, D. Chatterji, R. Ganapathy, and A. K. Sood, “A micrometre-sized heat engine operating between bacterial reservoirs,” *Nat. Phys.* **12**, 1134 (2016).
- [46] R. Zakine, A. Solon, T. Gingrich, and F. van Wijland, “Stochastic Stirling engine operating in contact with active baths,” *Entropy* **19**, 193 (2017).
- [47] D. Martin, C. Nardini, M. E. Cates, and E. Fodor, “Extracting maximum power from active colloidal heat engines,” *EPL* **121**, 60005 (2018).
- [48] F. Jülicher, A. Ajdari, and J. Prost, “Modeling molecular motors,” *Rev. Mod. Phys.* **69**, 1269 (1997).
- [49] P. Reimann, “Brownian motors: noisy transport far from equilibrium,” *Phys. Rep.* **361**, 57 (2002).
- [50] P. Galajda, J. Keymer, P. Chaikin, and R. Austin, “A wall of funnels concentrates swimming bacteria,” *J. Bacteriol.* **189**, 8704 (2007).
- [51] M. B. Wan, C. J. Olson Reichhardt, Z. Nussinov, and C. Reichhardt, “Rectification of swimming bacteria and self-driven particle systems by arrays of asymmetric barriers,” *Phys. Rev. Lett.* **101**, 018102 (2008).
- [52] J. Tailleur and M. E. Cates, “Sedimentation, trapping, and rectification of dilute bacteria,” *EPL* **86**, 60002 (2009).
- [53] L. Angelani and R. D. Leonardo, “Geometrically biased random walks in bacteria-driven micro-shuttles,” *New J. Phys.* **12**, 113017 (2010).
- [54] A. Kaiser, H. H. Wensink, and H. Löwen, “How to capture active particles,” *Phys. Rev. Lett.* **108**, 268307 (2012).
- [55] B.-q. Ai, Q.-y. Chen, Y.-f. He, F.-g. Li, and W.-r. Zhong, “Rectification and diffusion of self-propelled particles in a two-dimensional corrugated channel,” *Phys. Rev. E* **88**, 062129 (2013).
- [56] A. Kaiser, K. Popowa, H. H. Wensink, and H. Löwen, “Capturing self-propelled particles in a moving microcage,” *Phys. Rev. E* **88**, 022311 (2013).
- [57] A. Kaiser, A. Peshkov, A. Sokolov, B. ten Hagen, H. Löwen, and I. S. Aranson, “Transport powered by bacterial turbulence,” *Phys. Rev. Lett.* **112**, 158101 (2014).

- [58] N. Koumakis, C. Maggi, and R. Di Leonardo, “Directed transport of active particles over asymmetric energy barriers,” *Soft Matter* **10**, 5695 (2014).
- [59] P. K. Ghosh, V. R. Misko, F. Marchesoni, and F. Nori, “Self-propelled Janus particles in a ratchet: Numerical simulations,” *Phys. Rev. Lett.* **110**, 268301 (2013).
- [60] J. Stenhammar, R. Wittkowski, D. Marenduzzo, and M. E. Cates, “Light-induced self-assembly of active rectification devices,” *Sci. Adv.* **2**, e1501850 (2016).
- [61] C. O. Reichhardt and C. Reichhardt, “Ratchet effects in active matter systems,” *Ann. Rev. Cond. Mat. Phys.* **8**, 51 (2017).
- [62] A. Sokolov, M. M. Apodaca, B. A. Grzybowski, and I. S. Aranson, “Swimming bacteria power microscopic gears,” *Proc. Natl. Acad. Sci. U.S.A.* **107**, 969 (2009).
- [63] R. Di Leonardo, L. Angelani, D. Dell’Arciprete, G. Ruocco, V. Iebba, S. Schippa, M. P. Conte, F. Mecarini, F. De Angelis, and E. Di Fabrizio, “Bacterial ratchet motors,” *Proc. Natl. Acad. Sci. U.S.A.* **107**, 9541 (2010).
- [64] G. Viznyiczai, G. Frangipane, C. Maggi, F. Saglimbeni, S. Bianchi, and R. Di Leonardo, “Light controlled 3D micromotors powered by bacteria,” *Nat. Commun.* **8**, 15974 (2017).
- [65] U. M. B. Marconi, A. Puglisi, and C. Maggi, “Heat, temperature and Clausius inequality in a model for active Brownian particles,” *Sci. Rep.* **7**, 46496 (2017).
- [66] P. Pietzonka and U. Seifert, “Entropy production of active particles and for particles in active baths,” *J. Phys. A: Math. Theor.* **51**, 01LT01 (2018).
- [67] P. Gaspard and R. Kapral, “Mechanochemical fluctuation theorem and thermodynamics of self-phoretic motors,” *J. Chem. Phys.* **147**, 211101 (2017).
- [68] T. Speck, “Active Brownian particles driven by constant affinity,” *EPL* **123**, 20007 (2018).
- [69] L. Dabelow, S. Bo, and R. Eichhorn, “Irreversibility in active matter systems: Fluctuation theorem and mutual information,” *Phys. Rev. X* **9**, 021009 (2019).
- [70] E. Fodor, C. Nardini, M. E. Cates, J. Tailleur, P. Visco, and F. van Wijland, “How far from equilibrium is active matter?” *Phys. Rev. Lett.* **117**, 038103 (2016).
- [71] D. Mandal, K. Klymko, and M. R. DeWeese, “Entropy production and fluctuation theorems for active matter,” *Phys. Rev. Lett.* **119**, 258001 (2017).
- [72] S. Shankar and M. C. Marchetti, “Hidden entropy production and work fluctuations in an ideal active gas,” *Phys. Rev. E* **98**, 020604(R) (2018).
- [73] A. G. Thompson, J. Tailleur, M. E. Cates, and R. A. Blythe, “Lattice models of nonequilibrium bacterial dynamics,” *J. Stat. Mech.*, P02029 (2011).
- [74] A. P. Solon and J. Tailleur, “Revisiting the flocking transition using active spins,” *Phys. Rev. Lett.* **111**, 078101 (2013).
- [75] A. B. Slowman, M. R. Evans, and R. A. Blythe, “Jamming and attraction of interacting run-and-tumble random walkers,” *Phys. Rev. Lett.* **116**, 218101 (2016).
- [76] S. Whitelam, K. Klymko, and D. Mandal, “Phase separation and large deviations of lattice active matter,” *J. Chem. Phys.* **148**, 154902 (2018).
- [77] J. Schnakenberg, “Network theory of microscopic and macroscopic behavior of master equation systems,” *Rev. Mod. Phys.* **48**, 571 (1976).
- [78] A. Parmeggiani, F. Jülicher, A. Ajdari, and J. Prost, “Energy transduction of isothermal ratchets: Generic aspects and specific examples close to and far from equilibrium,” *Phys. Rev. E* **60**, 2127 (1999).
- [79] U. Seifert, “Stochastic thermodynamics of single enzymes and molecular motors,” *Eur. Phys. J. E* **34**, 26 (2011).
- [80] A. P. Solon, M. E. Cates, and J. Tailleur, “Active Brownian particles and run-and-tumble particles: A comparative study,” *Eur. Phys. J. Spec. Top.* **224**, 1231 (2015).
- [81] É. Fodor and M. C. Marchetti, “The statistical physics of active matter: From self-catalytic colloids to living cells,” *Physica A* **504**, 106 (2018).
- [82] C. R. Doering, W. Horsthemke, and J. Riordan, “Nonequilibrium fluctuation-induced transport,” *Phys. Rev. Lett.* **72**, 2984 (1994).
- [83] G. Volpe, I. Buttinoni, D. Vogt, H.-J. Kummerer, and C. Bechinger, “Microswimmers in patterned environments,” *Soft Matter* **7**, 8810 (2011).
- [84] K. Drescher, J. Dunkel, L. H. Cisneros, S. Ganguly, and R. E. Goldstein, “Fluid dynamics and noise in bacterial cell–cell and cell–surface scattering,” *Proc. Natl. Acad. Sci. U.S.A.* **108**, 10940 (2011).
- [85] E. Fodor, K. Kanazawa, H. Hayakawa, P. Visco, and F. van Wijland, “Energetics of active fluctuations in living cells,” *Phys. Rev. E* **90**, 042724 (2014).
- [86] F. Cagnetta, F. Corberi, G. Gonnella, and A. Suma, “Large fluctuations and dynamic phase transition in a system of self-propelled particles,” *Phys. Rev. Lett.* **119**, 158002 (2017).
- [87] T. Nemoto, E. Fodor, M. E. Cates, R. L. Jack, and J. Tailleur, “Optimizing active work: Dynamical phase transitions, collective motion, and jamming,” *Phys. Rev. E* **99**, 022605 (2019).
- [88] B. ten Hagen, S. van Teeffelen, and H. Löwen, “Brownian motion of a self-propelled particle,” *J. Phys.: Condens. Matter* **23**, 194119 (2011).
- [89] C. Maggi, U. M. B. Marconi, N. Gnan, and R. D. Leonardo, “Multidimensional stationary probability distribution for interacting active particles,” *Sci. Rep.* **5**, 10742 (2015).
- [90] T. F. F. Farage, P. Krinninger, and J. M. Brader, “Effective interactions in active Brownian suspensions,” *Phys. Rev. E* **91**, 042310 (2015).
- [91] E. Fodor, H. Hayakawa, J. Tailleur, and F. van Wijland, “Non-Gaussian noise without memory in active matter,” *Phys. Rev. E* **98**, 062610 (2018).
- [92] P. Curie, “Sur la symétrie dans les phénomènes physiques, symétrie d’un champ électrique et d’un champ magnétique,” *J. Phys. Theor. Appl.* **3**, 393 (1894).
- [93] T. Jakuszeit, O. A. Croze, and S. Bell, “Diffusion of active particles in a complex environment: Role of surface scattering,” *Phys. Rev. E* **99**, 012610 (2019).
- [94] C. Van den Broeck, P. Meurs, and R. Kawai, “From Maxwell demon to Brownian motor,” *New J. Phys.* **7**, 10 (2005).
- [95] F. Jülicher and J. Prost, “Cooperative molecular motors,” *Phys. Rev. Lett.* **75**, 2618 (1995).
- [96] H. Vroylandt, M. Esposito, and G. Verley, “Collective effects enhancing power and efficiency,” *EPL* **120**, 30009 (2017).
- [97] T. Herpich, J. Thingna, and M. Esposito, “Collective power: Minimal model for thermodynamics of nonequilibrium phase transitions,” *Phys. Rev. X* **8**, 031056 (2018).

- [98] M. E. Cates and J. Tailleur, “When are active Brownian particles and run-and-tumble particles equivalent? Consequences for motility-induced phase separation,” *EPL* **101**, 20010 (2013).
- [99] F. Kümmel, B. ten Hagen, R. Wittkowski, I. Buttinoni, R. Eichhorn, G. Volpe, H. Löwen, and C. Bechinger, “Circular motion of asymmetric self-propelling particles,” *Phys. Rev. Lett.* **110**, 198302 (2013).