

Beyond Mobile Apps: A Survey of Technologies for Mental Well-being

Kieran Woodward, Eiman Kanjo, David Brown, T.M. McGinnity, Becky Inkster, Donald J Macintyre & Athanasios Tsanas

Abstract—Mental health problems are on the rise globally and strain national health systems worldwide. Mental disorders are closely associated with fear of stigma, structural barriers such as financial burden, and lack of available services and resources which often prohibit the delivery of frequent clinical advice and monitoring. Technologies for mental well-being exhibit a range of attractive properties which facilitate the delivery of state of the art clinical monitoring. This review article provides an overview of traditional techniques followed by their technological alternatives, sensing devices, behaviour changing tools, and feedback interfaces. The challenges presented by these technologies are then discussed with data collection, privacy and battery life being some of the key issues which need to be carefully considered for the successful deployment of mental health tool-kits. Finally, the opportunities this growing research area presents are discussed including the use of portable tangible interfaces combining sensing and feedback technologies. Capitalising on the captured data these ubiquitous devices offer, state of the art machine learning algorithms can lead to the development of a robust clinical decision support tools towards diagnosis and improvement of mental well-being delivery in real-time.

Index Terms—Pervasive computing, Machine learning, Ubiquitous computing, Physiological Measures, Diagnosis or assessment

1 INTRODUCTION

Mental health problems constitute a global challenge that affects a large number of people of all ages and socioeconomic backgrounds. The World Health Organisation [1] defines the well-being of an individual as being encompassed in the realisation of their abilities, coping with the normal stresses of life, productive work and contribution to their community. Hectic modern lifestyles contribute to daily stress and a general decline in mental health, as 59% of UK adults currently experience work-related stress [2]. This makes stress the leading cause of sickness absences from work, with about 70 million days lost each year at an estimated cost of £2.4 billion [2]. Furthermore, the Physiological Society [3] reported 18-24 year-olds were the most stressed age group with students studying higher degrees exhibiting considerable stress levels, where the majority (60.9%) of the high-risk undergraduate students rated their mental health as poor or very poor [4] showing the negative impact modern lifestyles are having on mental well-being.

Traditionally clinical visits are infrequent and intermittent, representing a very small time window into patients' lives, where clinicians are challenged to decipher the possible manifestation of symptoms and disease trajectory. Further problems are often encountered with patients' recall bias, when they are asked to provide details regarding certain symptoms in detail in retrospect. In many clinical fields patients are encouraged to use standardized clinical questionnaires, typically in the form of Patient Reported Outcome Measures (PROMs) or experience sampling [5], [6] to understand the longitudinal variability of mental health symptom trajectory over months in-between clinical visits. A common problem encountered during clinical psychiatric assessments is that the questions asked about

patients' mood and pain can be impacted by an unreliable autobiographical memory [7]. An alternative to traditional methods involves smartphone applications that can provide a variety of tasks including symptom assessment, talking therapies, psycho-education and monitoring the efficiency of treatment [8].

Mental disorders and poor mental well-being often lead to physiological changes. For example, stress is defined as the non-specific response of the body to any demand for change, resulting in reduced heart rate variability [9], lower skin temperature [10] and increased galvanic skin resistance [11], [12]. Technological advances have led to smartphones and tangible devices which are user interfaces in which a person interacts with digital information through the physical environment; these can incorporate sensors to measure physiological changes and help alleviate the stress people experience. This provides new opportunities to utilise non-invasive technology for behavioural health care in order to assess and aid mental health conditions such as anxiety and stress accurately in real-time. With the rise of pervasive computing tangible user interfaces are increasing in popularity as they combine the use of software and hardware to provide interfaces or systems that can be manipulated. Multimodal interactions are currently used for a wide variety of purposes such as improving communication but mental well-being is an area where these interactions could have a profound impact [13], [14].

This article provides a literature survey and taxonomy that aims to explore the use of innovative interfaces that go beyond mobile applications to assess the potential of new technologies and how they can be utilised to improve mental well-being. It first examines traditional methods to assess and improve mental well-being and then the technological alternatives are explored aiming to address the following

research questions:

- 1) Can technology supplement traditional mental well-being assessment techniques?
- 2) Can mHealth apps be used to accurately infer mental well-being in real-time?
- 3) Can machine learning be paired with sensors to improve mental well-being state classification?
- 4) How can behaviour changing tools be used to help improve mental well-being?
- 5) Is it possible to teach people using technology how to improve their mental well-being?
- 6) Can a combination of sensing and feedback technologies be used to improve mental well-being in real-time?

After these six highlighted areas have been reviewed, the challenges, tools, and opportunities modern technological advancements present for mental well-being are discussed.

2 A TAXONOMY OF MENTAL WELL-BEING TECHNOLOGIES RESEARCH

2.1 Traditional Assessment tools and techniques

Traditional methods used to assess mental well-being often utilise self-reporting for example, when people record their emotions and stresses in a diary that can be assessed and monitored to help establish stressful triggers [15] [16] or the use of validated questionnaires to measure daily life stresses, symptoms, etc. Examples of questionnaires include the Positive and Negative Affect Schedule (PANAS) [17], Brief Job Stress Questionnaire [18], Quick Inventory of Depressive Symptomatology (QIDS) [19] and the validated Patient Health Questionnaire (PHQ-9) [20].

Diagnostic interviews are performed by psychiatrists/care professionals by asking service users and their friends or family about their symptoms, experiences, thoughts, feelings and the impact they are having. Diagnostic interviews allow for a diagnosis to be made according to standard classification systems such as ICD-10 [21] and DSM-5 [22] and these are used in conjunction with a biopsychosocial formulation to construct a management plan, which can include talking therapies which teach people to learn new behaviours, and develop greater resilience (e.g. to cope with stressful events) [23] [17]. Discussions with trained experts leads to potentially identifying underlying problems and can be used as treatment by teaching people new behaviours (e.g., to cope with stressful events).

Self-reporting diaries can take considerable time to assess as they must be completed over a long period to gain useful insights [24]. Symptom self-reporting is not always accurate due to poor recall; for example a study investigated how accurately individuals self-reported the number of fruit and vegetables eaten, with accuracies ranging from 40.4% to 58% [25]. Additionally, all of the traditional assessment methods require people to be aware of their mental health and actively seek help which often many forego due to fear of social stigma and lack of available resources [26], [27]. A technological alternative that could actively monitor patients' mental health state and provide methods to improve their mental well-being would be beneficial as it could improve accessibility to mental health tools [28].

2.2 Technological supplements to traditional assessment techniques

Can technology supplement traditional mental well-being assessment techniques?

Research reviewed in this category reports on the development and evaluation of mental well-being technologies to modernise traditional techniques such as self-reporting diaries using mobile apps and tangible interfaces.

2.2.1 Overview of mHealth apps

With the high prevalence of smartphone ownership [29] access to treatment which is flexible and fits in with people's lifestyles is greatly enhanced [30]. Those at risk of mental health problems often have difficulty accessing quality mental health care [31], especially when symptoms first manifest [32], demonstrating the need for more accessible help. An Australian survey found that 76% of people would be interested in using mobile phone apps for mental health monitoring and self-management [33] illustrating the high demand for mHealth apps because of their convenience and accessibility.

Many apps have been developed to modernise and advance existing practices of recording mental well-being. Numerous mental health diary apps are available to download, although these are effectively digital representations of existing self-reporting diaries using new techniques such as the touchscreen, volume buttons and monitoring notifications [34], [35], [36]. However, using a phone in public is more socially acceptable than completing a paper form allowing monitoring to be completed discreetly in real-time, unlike paper forms which are often completed after the event occurred resulting in less accurate data being recorded [24]. A problem many apps face is the frequency for eliciting PROMs which may under-represent the true symptom fluctuation. Given that mood is highly variable, clinically useful information is likely in the daily fluctuations of mood for many cohorts suffering from mental disorders. Previous research demonstrates the possibility of eliciting daily responses to assess mental health with very good adherence over a 1 year period [37], demonstrating the feasibility of longitudinal daily PROMs engagements by two cohorts diagnosed with bipolar disorders and borderline personality disorders.

More recently, chatbot apps are being developed to assess mental well-being by, in some cases mimicking conversation with users via a chat interface [38], thus removing the requirement to continuously self-report. A survey given to 5,141 participants in the age range 16-24 years showed nearly two thirds would be comfortable with a chatbot giving them a diagnosis [39]. Chatbots can utilise artificial intelligence to reduce their reliance on predefined scripts and deliver individualised therapy suggestions based on linguistic analysis and enhance user engagement [40]. Furthermore, chatbots can generate emotional responses by using context sensitive advanced natural language-based computational models to detect user state and emotions and continuously provide personalised responses [41]. However, fully generative models for chatbots can result in hurtful comments on sensitive topics such as race [42] and mental health [43] [44] [45] which cannot be permitted in the

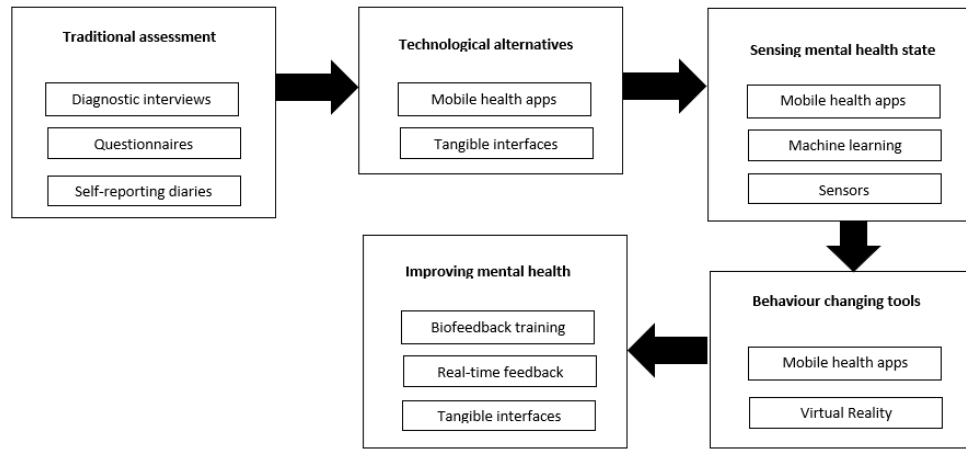


Fig. 1: Structure of mental health tools and technologies reviewed

domain of mental well-being as in this field, we must go beyond striving to pass the Turing test to additionally prioritise safety. It is of central importance that ethics and safety are constantly considered in this field, especially when working with young and vulnerable populations [46].

Text-based conversational Chatbots can go beyond assessing mental well-being with some actively aiming to improve users' well-being. Wysa [47] and Woebot are two such chatbots that participants have found to be helpful and encouraging resulting in mood improvements [48]. Other mental well-being chatbots show positive reception of the intervention but also demonstrate the importance of an intuitive user interface and the potential for artificial intelligence to understand the meaning of sentences without relying on pre-programmed keywords as this is a common criticism of chatbots [49]. People are showing a growing interest in this type of bot-based interactive support as Wysa has been downloaded over 500,000 on the Google Play store alone [50].

iOS and Android app stores allow any developer to publish mental health apps without any precautionary checks or safeguards that go beyond standard malicious program assessment, such as also verifying whether apps have been scientifically evaluated. Figure 3 reviews and compares five of the most popular mental well-being apps from the iOS and Android app stores. The five apps have been developed by a wide range of organisations with varying levels of features and effectiveness. These apps show that while app stores allow for feature rich intuitive apps such as 'Daylio', 'Wellmind' and 'Moodpath' they also allow for untested, unintuitive apps such as 'Calm' and 'What's up?' which could have a negative impact on users' mental well-being. To prevent this, app stores could be more rigorous in their testing and approval of mental well-being apps to prevent possible detrimental impact on people's mental health.

Mental health apps are getting increasing attention and become profitable businesses. For example, Calm, a meditation app which is free to download and use has recently been valued at \$1 billion [51] even though there have been no clinical trials or evaluation to confirm the mental well-being benefits of using the app. More worryingly Apple and Google have endorsed Calm by making it the 2017 app

of the year and the 2018 editor's choice respectively [52], which could create a strong impact on people's uptake of the app despite the lack of scientific evidence supporting its use. There are studies showing the benefits of mindfulness technology interventions [53] [54] but hitherto no evaluation has proved the benefits of Calm over evaluated competing apps (some of which have been scientifically validated).

Similarly, Calm Harm an app designed to prevent self harm is featured on the NHS digital library [55] and while the app has been developed by a psychologist using principles of practice there have been no clinical trials or evaluation to confirm this. The presence of Calm Harm on the NHS digital library implies its effectiveness although the NHS digital library operates three distinct badges for apps, approved, being tested and no badge, Calm Harm has received no badge meaning it meets NHS quality standards for safety, usability and accessibility but it is not currently being tested by the NHS for clinical effectiveness. The badge system used by the NHS allows any app meeting their unpublished standards to be prominently displayed and easily misrepresented as clinically tested.

Headspace currently has over ten million downloads on the Android Play store alone, underlining the immense popularity of mobile well-being apps. Unlike Calm, Headspace has published research findings demonstrating it can help reduce stress by 14% [56], increase compassion by 23% [57], reduce aggression by 57% [58] and improve focus by 14% [59]. However, most of these studies were small scale with the longest period people were followed being just thirty days. Another research study reported that using the app over a six week period resulted in no improvements in critical thinking performance [60]. Additionally, there has been no follow-up after the initial studies and as some studies lasted as little as ten days, raising some concerns that the positive outcomes from the app may only be apparent during an individual's initial period of use.

Figure 2 shows the six most popular mental health apps on Android with each of them achieving an overall rating of at least 4 out of 5. However, the number of downloads vastly varies as 'Headspace', 'Calm' and 'Daylio' make up the vast majority of downloads with a combined total of 25 million whereas next most popular apps only amass 500,000

downloads each, showing that receiving favourable reviews does not necessarily lead to mass downloads. Evaluated apps developed by respected organisations also do not necessarily result in popularity as 'Wellmind' developed by the NHS has only been downloaded around 10000 times and received an average rating of 3.4 out of 5, displaying users' preference of usability and functionality.

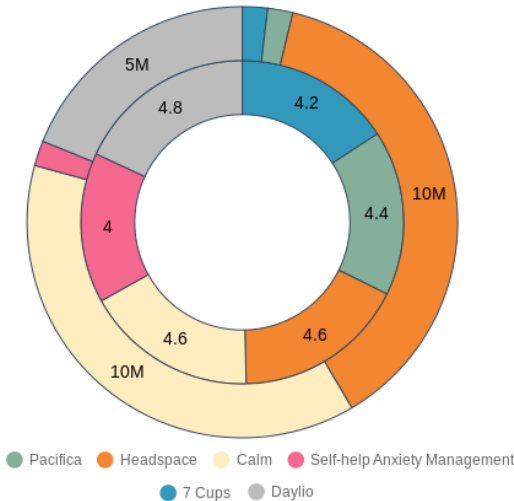


Fig. 2: Comparison of the six most popular mental health apps on Android

Both the iOS app store and Google play store do not have a dedicated category for mental well-being apps meaning they are combined with other health and fitness apps increasing the difficulty of finding relevant apps. Figure 4 below shows the subcategories of the top 100 free and paid health and fitness apps on the iOS App store in September 2018. The majority of smartphone apps within the health and fitness category are dedicated to exercising with only a small proportion of apps for stress or mood monitoring and these apps were generally lower in the charts obscuring them from users. App stores could improve the visibility of tested mental health apps through a dedicated mental health category which may facilitate the uptake of well-established smartphone apps which have received positive feedback from users.

Additional apps have been developed by researchers that actively aim to improve mental health and well-being such as mobile stress management apps that use stress inoculation training to prepare people to better handle stressful events. Studies show stress inoculation apps were consistently successful in reducing stress in participants and increasing their active coping skills [61] [62] [63]. The study by Grassi et al. demonstrated that mHealth apps are not only capable of augmenting traditional techniques to help monitor conditions but they can also be used to educate users on techniques to actively improve their mental well-being.

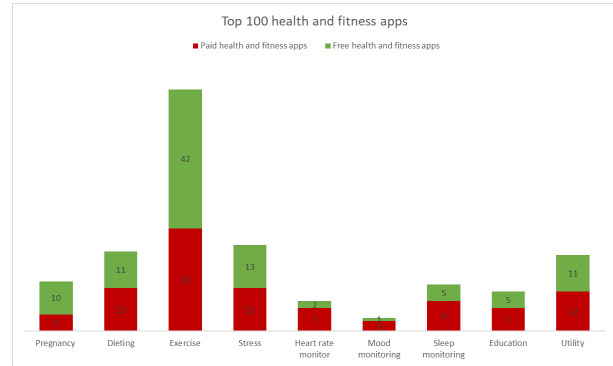


Fig. 4: Comparison of the six most popular mental health apps on Android

A smartphone app, FOCUS, has been developed to proactively ask users with schizophrenia about their mood, feelings and well-being multiple times each day to provide relevant coping strategies [64]. This allows the app to go beyond traditional self-reporting as it educates users on methods to help immediately after an issue has been reported which is only possible using technology that people have continuous access to such as smartphones. Focus demonstrated a reduction of positive symptoms of schizophrenia, and depression, when trialled by 33 participants over 4 weeks. A common issue with mental well-being apps is low user engagement. However, Focus was used by participants on 86.5% of days averaging 5.2 times each day over 30 days and Oiva, a mental well-being training app [65] was on average used every third day for 12 minutes over a 30 day period demonstrating the possibility for mental well-being technologies to be highly engaging.

While apps could be considered as an alternative to seeking professional help some apps have been designed to work in conjunction with clinicians such as Post-Traumatic Stress Disorder (PTSD) coach. The app allows users to learn more about PTSD, track symptoms, set up a support network and provides strategies for coping with overwhelming emotions. 10 US veterans with PTSD were assigned to use PTSD Coach independently while another 10 used the app with the support of their primary-care providers [30]. At the end of the trial, seven of the ten patients using the app with support showed a reduction in PTSD symptoms, compared with just three of the patients who used the app independently. Apps used with care providers show more potential for effective treatment in the small sample trials although this still requires users to actively seek help [66].

Pairing apps with psychiatrists' and psychologists' support has been shown to be successful resulting in a range of apps using content explicitly created by psychiatrists such as Rizvi et al. [67] who developed the app DBT Field Coach to provide instructions, exercises, reminders, games, videos and messages to help people cope with emotional crises. The results of that study demonstrate the 22 participants used the app frequently over at least 10 days and it was successful in reducing intense emotions, reducing substance use cravings and improving symptoms of depression without the need to visit a clinician [67]. This app again shows the success of apps utilising psychiatrists and clinicians although as this app only used content created by psychiatrists, it

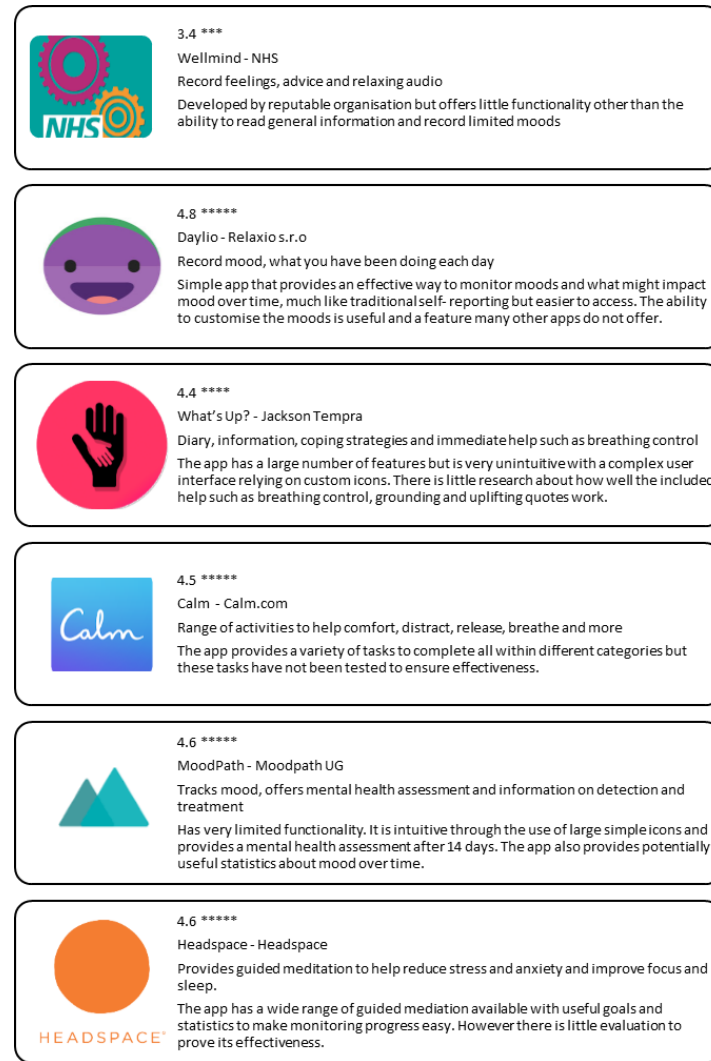


Fig. 3: Comparison of popular mental health apps in the Android and iOS app stores

negates the need to visit clinicians increasing accessibility. Mobile health apps provide many advantages over traditional techniques including improved accessibility, real-time symptom monitoring, reduced cost and reduced barriers to access [68]. The apps reviewed demonstrated the potential for mHealth apps to improve mental well-being however majority of the apps have been tested in limited number of clinical trials. One of the main shortcomings of available smartphone apps is the lack of personalised features as many treatments and strategies have to be individually tailored [69].

2.2.2 Tangible interfaces

An alternative method to enhance existing techniques is through the use of tangible interfaces which are user interfaces in which a person interacts with digital information through the physical environment. This presents new opportunities as Matthews and Doherty [70] and Niemantsverdriet and Versteeg [71] have found that people are more likely to create stronger emotional attachments with physical devices rather than digital interfaces such as apps.

Many existing tangible devices have been utilised to promote communication and provide an easy method to

express emotions and mental well-being state that can often be difficult to communicate. These devices provide a technological alternative to traditional self-reporting allowing users to report their current mental well-being in real-time. Emoball [72] is one such device that allows users to record their mood by squeezing an electronic ball making users conscious of their current mood. While this device only allows users to report a limited number of emotions participants did believe mental well-being and education were the areas where devices to report emotions could be of most use. A smaller, portable device that works similarly is Keppi [73], which allows users to squeeze to record low, medium or high pain.

Another tangible approach to self-report is the mood TUI [74] which as well as allowing users to record their emotions also collected relevant data from the user's smartphone including location data and physiological data such as heart rate. Participants found the use of a tangible interface very exciting, although when the device was tested with users, they felt the device was too large and they would lose motivation to continue using it for an extended period. This feedback shows the use of tangible user interfaces excites users but the design and functionality must be

prioritised. Mood sprite [75] is another handheld device developed to help people suffering from anxiety and stress by using coloured lights and an infinity mirror to assist with relaxation. The device records the time users create new sprites allowing them to be revisited much like a diary again showing ways in which tangible interfaces can accompany traditional techniques to make treatment more accessible and user-centric. The device educates users similarly to traditional self-reporting diaries by allowing users to recall their emotions but is more engaging with different coloured lights representing different times and moods promoting continued use. These devices allow users to educate themselves of their emotional state over time as well as share this information with other people such as clinicians and family members. However, a common issue with mental health tangible interfaces is that they remain largely unproven and even those that have been trialled with users such as Mood sprite have been done so in small-scale trials that lack statistical power.

A problem often encountered with sharing mental health state is privacy as people only wish to share this information with people they trust and those who act responsibly with the user's best interests in mind. Subtle Stone [76]; is a tangible device that allows users to express their current emotion through a unique colour displayed on a stone, limiting the number of people to whom users expose their emotions. Subtle stone was tested with eight high school students in their language class with the teacher able to view the data in real-time using an app. The study showed the use of colours to represent emotions was well received with students liking the anonymity it provided along with finding it easier to use than words. Subtle Stone both allows users to communicate their emotions privately and monitor their own emotions over time proving clear advantages over traditional self-reporting methods.

A tangible interface used to detect stress in real-time without the need to self-report is Grasp, which was tested with anxious participants in a dentist's office [77]. Participants were able to squeeze Grasp whenever they felt stressed and the device detected how much pressure was exerted and displayed this data on a mobile app. This device allowed users to quickly and easily record their anxiety in real time which could be useful for monitoring stress over long periods as it does not rely on participants recording stressful events in a diary. Force sensors have also been used to create a tactile ball that allows for the manipulation of music by squeezing different areas of the ball along with movement detected by an accelerometer [78]. The research concluded squeeze music could successfully be used for music therapy with children as it promoted positive emotions through tactile input and music. Sensors such as force sensors have been shown to provide an intuitive method of interaction for tangible user interfaces and show the possibility for additional sensors to be utilised when educating, detecting and improving mental well-being that is not possible when using smartphones or traditional techniques.

Overall, there are multiple tangible interfaces that go beyond mobile apps to provide a variety of purposes including self-reporting of emotions, relaxation and communication. Tangible interfaces have been shown to allow people to

successfully report and monitor their emotions over time as well as communicate them which can often be difficult for people experiencing mental well-being challenges. When developing tangible mental well-being devices the design needs to be carefully considered to ensure it is effective and not damaging. Guidelines [79] have been produced to ensure mental health technologies are successfully developed which include designing for client and therapist users, making the system adaptable and sustainable and providing flexibility in the delivery of support. Overall tangible interfaces and mobile apps provide new opportunities to enhance existing assessment methods as the convenience and additional functionality lead these technological alternatives to improve the reporting and communicating of mental well-being state.

2.3 Sensing mental well-being state using mHealth apps

Can mHealth apps be used to accurately infer mental health well-being in real-time?

Apps have been shown to enhance traditional assessment techniques but by utilising sensors within phones the capability of apps is greatly enhanced enabling them to possibly better detect mental well-being arguably without the need to self-report. Smartphones are capable of collecting a vast amount of data such as location, motion and phone use which can result in many features being extracted to train machine learning classifiers. It is possible to use the data collected from smartphones to determine emotions with a 70% accuracy utilising machine learning to process the data [80]. The possibility to automatically infer emotion based on smartphone use is extremely valuable in determining mental well-being as the emotions people feel can give clear insights into their mental health.

In addition to using phones' sensors to detect mental well-being, it may be possible to use the phone's touchscreen to sense stress. Using an infrared touchscreen to measure photoplethysmograph (PPG) it was possible to recognise stress with accuracies of 87% and 96% across two tests, a vast improvement upon previous touchscreen based stress detection [81]. However, infrared touchscreens are rarely used especially within smartphones, the possibility of measuring stress through capacitive touchscreens could have a more significant impact.

Smartphone apps have also been paired with wrist-worn sensors to infer mental well-being by allowing for a high magnitude of data to be collected [82]. The collected data was expressed using 15 multimodal features ranging from physiological data such as skin conductance to phone usage data such as screen time duration. The 15 sets of features were then trained with a variety of classifiers and the accuracy of the different features were examined for each classifier. The system was capable of detecting stress with a 75% accuracy, with some of the features such as increased acceleration during sleep and high evening phone use being more beneficial than others in determining stress. Similarly, a wrist sensor along with a mobile app and a self-reported PHQ-8 and PHQ-4 depression scores were used to quantify depression symptoms in 83 undergraduate college students across two 9-week periods by measuring phone use, heart

rate, sleep and location [83]. That study concluded students who reported they were depressed were more likely to use their phone at study locations, have irregular sleep, spend more time being stationary and visit fewer places. They demonstrated that they could automatically detect depression with a 69.1% precision when evaluated against the PHQ-4 depression subscale [84], this could be improved if additional physiological sensors were included such as skin conductance or skin temperature. In addition to physiological sensors location could be used to assess mental well-being as movement patterns and uncertainty in visits has been shown to be predictive of the Quick Inventory of Depressive Symptomatology (QIDS) [85]. These studies demonstrate the potentially powerful combination machine learning, sensors and mobile apps provide when tested in high quality trials to automatically determine stress levels.

BreathWell, [86] which has been developed for Android Wear smartwatches has been designed to assist users in practising deep breathing to reduce stress from PTSD although the app has limited functionality to determine stress as it only uses the user's heart rate. Despite the limited functionality, all seven participants believed the app could help them and preferred the app being incorporated into a wearable device making it more convenient to use although the extent of the trial was extremely limited. Apps for smartwatches have great potential to sense mental well-being as they already contain relevant sensors and developers can use existing software and APIs to develop the apps.

Figure 5 shows widely used sensors contained within smartphones and smartwatches and how apps could further capitalize on the data collected from these sensors to assess mental well-being more accurately. Some sensors are already widely utilised such as heart rate as this can be directly associated with mental state, but other commonplace sensors such as the camera, GPS and accelerometer could be used more effectively within mHealth apps.

Overall, the use of mobile and wearable apps to detect mental well-being could have considerable impact on people being able to monitor their mental well-being unobtrusively in real-time although additional sensors and the extraction of more robust, meaningful and personalised features from the raw data is required to more accurately assess mental well-being.

Tangible interfaces present a more significant opportunity than mobile apps to sense mental well-being as a variety of sensors can be incorporated along with machine learning techniques to classify the data. Machine learning is vital to accurately infer mental well-being. There are numerous sensors that when combined with sufficiently trained machine learning classifiers can be used to assess mental well-being in real-time.

Non-invasive physiological sensors present the most significant opportunity to assess mental well-being. The main measures for stress are brain wave activity, Galvanic Skin Response (GSR) and Heart Rate Variability (HRV) [87]. GSR is often used to detect mental well-being as it directly correlates to the sympathetic nervous system [88]. Near-Infrared Spectroscopy is a non-invasive sensor that measures oxyhemoglobin and deoxyhemoglobin, research has shown this can be used to detect mental stress similar to GSR [89] but is more challenging to use outside of laboratories due to its

large size and placement on the forehead. Stress can also be detected from brain activity using ElectroEncephaloGrams [90] (EEG) as Khosrowabadi et al. demonstrates using eight channels to classify students' stress during exams with over 90% accuracy [91].

A wearable device that aimed to detect stress measured ElectroCardioGram (ECG), GSR and ElectroMyoGraphy (EMG) of the trapezius muscles [92]. Principal component analysis reduced 9 features from the sensor data to 7 principal components. 18 participants completed three different stressors; a calculation task, a puzzle and a memory task with a perceived stress scale questionnaire completed before and after each task. The principal components and different classifiers were used to detect stressed and non-stressed states with an average of almost 80% classification accuracy across the three tests compared with the questionnaire results. However, this study only detected two states; stressed and non-stressed and was conducted in a controlled environment so it is not known how accurate it is in daily life as physiological signals can be affected by factors other than mental well-being.

HRV is commonly used to measure stress as this is the variation in time between heartbeats meaning the lower the HRV, the more likely the user is to be stressed [93]. It is possible to measure HRV using electrocardiograms [94] but in 1997 it was found that finger pulse amplitude decreased significantly during mental tasks [95] leading to HRV being accurately measured using PhotoPlethysmography (PPG) which are easier to use and cheaper than ECGs as they only 1 contact point. There are 3 types of PPG; transmitted, reflected and remote. Transmitted signals are often used in medical monitoring [96], remote signals use cameras to detect changes to measure HRV by monitoring skin colour changes [97] [98] and reflected which measures the signal reflected from an LED using light sensing photodiodes to measure HRV, making this the smallest and most convenient method to use in tangible interfaces [99].

Both GSR and HRV were used in a wearable device to measure stress during driving [100]. The wearable device took measurements over a 5-minute period to detect stress levels with an accuracy of 97.4% and found that HRV and skin conductance are highly relatable making them extremely useful in detecting mental state. The ability to use sensors to measure HRV and skin conductance allows for small wearable devices to accurately determine stress levels in real-time and should be further utilised to detect stress, anxiety and mental well-being. However, physiological signals do not account for the context in which the devices are used as the context can play a significant role in the users' perceived stress levels meaning additional environmental sensors may also be required [101].

Another non-invasive sensor that has previously been used to detect stress is a skin temperature as it can indicate acute stressor intensity as stress often results in skin temperature changes [102]. One study [103] used a wearable device that contained multiple sensors including skin conductance, skin temperature and motion and provided it to 6 people with dementia and 30 staff in a nursing home for 2 months. The device aimed to automatically detect stress and categorise it into one of five levels, the accuracy for each of these levels varied from 9.9% to 89.4% showing an

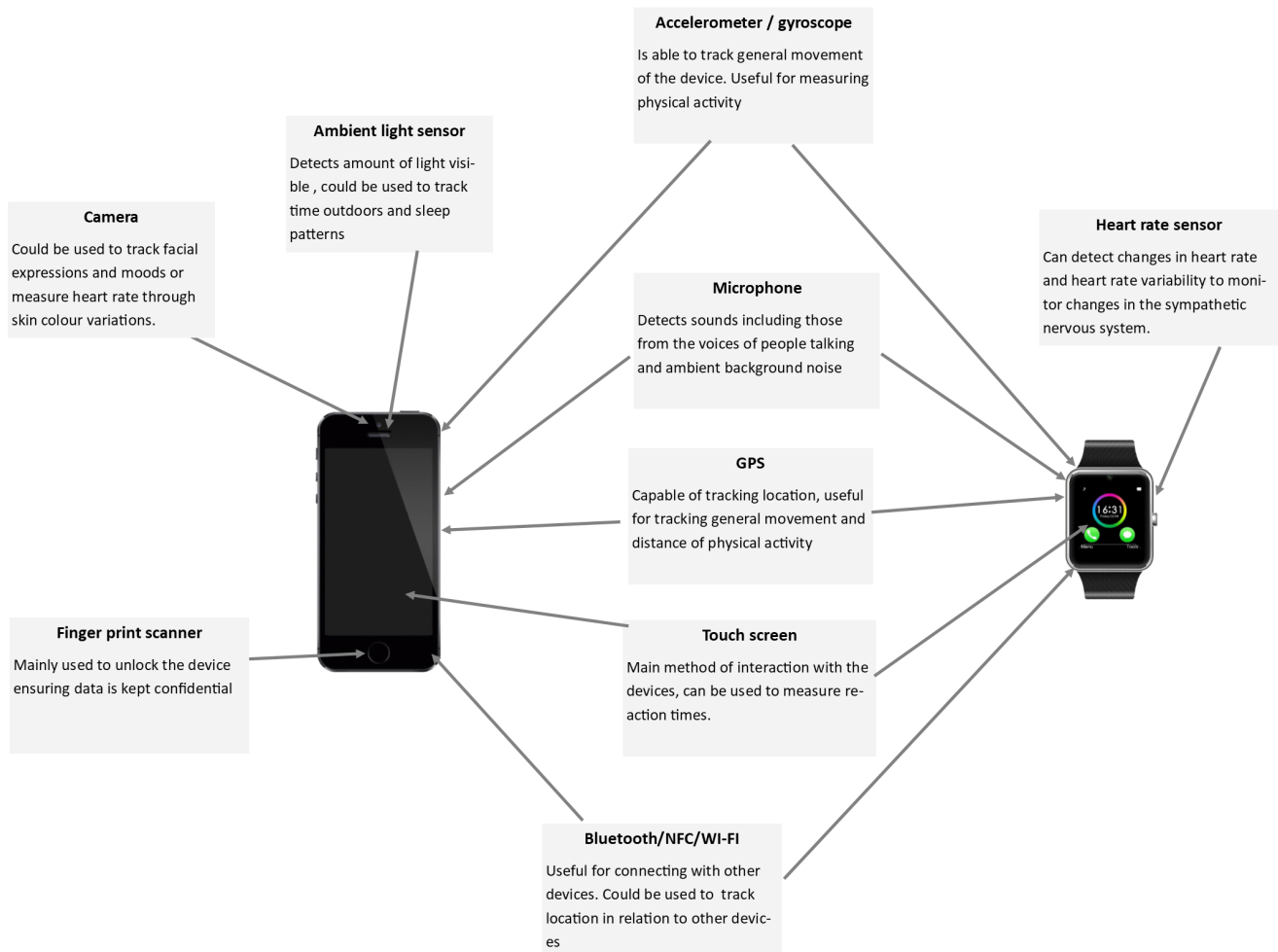


Fig. 5: Possible uses of smartphone and smartwatch sensors in relation to mental well-being

extremely wide variation as when the threshold was raised fewer events were classified as stress because of the harder criteria, in turn, increasing precision. "Accurately assessing stress levels is extremely useful as it allows for only the required stress to be recorded depending on whether all data or a higher accuracy is required.

Deep learning possess benefits beyond those of machine learning including the capability to classify the raw sensory data without the need for manually designing features to be extracted from the raw data before feeding in a classifier or regressor. Recurrent Neural Networks (RNN) relying on Long Short-Term Memory are especially valuable for use with sensor data as they are fundamental in distinguishing similar data which differ only by the ordering of the samples which can often dictate differences in mental health [104]. RNNs helped increase the accuracy of classifying daily activities by 4% [104] and have also been used to accurately classify raw ECG signals [105] and physical movement from a wearable [106] but little research has been conducted in using recurrent neural networks to classify mental well-being.

Convolutional Neural Networks (CNN) also have the capability to expand the accuracy of mental well-being classification. CNNs have traditionally been used to classify images and speech due to their ability to scale invariance of

a signal but recently have been used to classify raw sensor data. The inputs in a convolutional layer connect to the subregions of the layers instead of being fully-connected as in traditional neural networks. These inputs share the same weights, therefore the inputs of a CNN produce spatially-correlated outputs. Data recorded from activity trackers was classified using a CNN with relaxed weight sharing as unlike in images the same pattern appearing in different frames may be behaving differently. The CNN provided an accuracy of up to 96.88% outperforming the previous best algorithm [107]. CNNs have been shown to be useful in the classification of raw sensor data but care needs to be taken with the level of weight sharing.

A CNN and an RNN have been combined to allow raw data to be classified more accurately [108] [109]. This deep learning approach is capable of using raw data to automate the feature extraction and selection. This approach to classifying emotions from physiological, environmental and location data outperformed traditional multilayer perceptrons by over 20%. The ad-hoc feature extraction by the CNN matched or outperformed models with the features already extracted showing the clear advantages of using deep learning to both extract features and classify data. These new techniques to classify data create the possibility to vastly increase the speed at which classifiers are trained

and improve the accuracy compared with traditional machine learning approaches often used with physiological data such as Support Vector Machines. A combination of a CNN and an RNN have previously been used to improve the accuracy of detecting activity recognition by extracting simple and complex activities from sensors directly [110]. This resulted in comparative performance to previous work but was able to separate simple and complex activities as well as use the raw data collected from the sensors. Furthermore, deep learning has been used to recognise not only the activity being performed but also the context by combining multi-modal data such as audio and barometric pressure [111]. Fusing the audio and text data required learning both intra-modality and cross-modality resulting in improved performance compared to previous general solutions and outperformed task-specific sensor-tuned solutions. The context in which data is collected has already been shown to have a major impact in improving inference and the ability to combine multi-model data and then run the model on wearables or smartphones reaffirms the new opportunities deep learning presents.

While tangible interfaces paired with machine learning have shown the ability to infer mental well-being state in limited trials, the new computational advancements discussed have demonstrated high accuracy when classifying data and can be successfully ran from wearables and smartphones providing opportunities to more accurately detect mental well-being in real-time. Combining all these data streams along with intelligent algorithms may greatly advance the field of digital psychiatry and mental health.

2.4 Tools to promote positive behaviour change

How can behaviour changing tools be used to help improve mental well-being?

2.4.1 *Virtual reality and augmented reality*

Numerous studies have shown Virtual Reality (VR) to help improve many psychological disorders including PTSD and anxiety by allowing patients to be exposed to stressful or feared situations in a safe environment [112] [113]. When using VR people are aware the situation is artificial allowing them to temporarily suspend their disbelief and be more confident in trying different approaches educating them of the best approach to take in reality. VR has the potential to help people overcome mental well-being challenges if high levels of presence are achieved for situations that trouble them and they are educated on new approaches to adopt.

A pilot study at the University of Oxford demonstrated that virtual reality tools might reduce the delusional beliefs that come with schizophrenia and severe paranoia [114]. Participants experienced a lift or train simulation with an increasing number of people to increase the difficulty at a manageable pace. One group of participants was told to practice their normal defence behaviours such as avoiding eye contact while the second group was told to drop their defences to learn that the situation was safe by holding long stares and standing close to the avatars. The second group showed substantial reductions in their paranoid delusions with over 50% no longer having severe paranoia for the situation. The group who continued to practice their defence

behaviours also showed improvements as 20% of this group no longer had severe paranoia. VR has the potential to allow people to learn and reinforce new techniques and practices in a safe environment [115]. This goes beyond mobile apps as it allows people to learn new approaches, helping improve their mental well-being in real-world situations although further research is needed to see if the benefits are maintained beyond VR for more than the specific scenarios trialled [116].

Augmented reality has the capability to assist people in the real world by using glasses to overlay digital information over the real world allowing people to get feedback and learn in real-time rather than learning new approaches beforehand such as with VR. Autism lends itself to AR as it can often lead to mental well-being challenges such as stress and anxiety as people with autism often fail to recognise basic facial emotions, which make social interactions and developing friendships challenging to sustain. Researchers at Stanford University [117] are exploring the use of augmented reality glasses to help children with autism understand emotions. Machine learning classifies camera data in real-time to infer and inform the wearer of the nearby people's emotions. These augmented reality glasses could greatly help children with autism reduce the daily stress they experience although the machine learning classifier must be improved to recognise faces other than those it has been trained on if it is to be used by the wider population.

There are numerous challenges facing the mainstream use of VR as mental well-being treatment including the lack of training with only 17% of surveyed licensed psychologists trained to use VR and 38%–46% of those not using VR exposure therapy [118]. If bad virtual reality exposure therapy is received, it may negatively impact the patient's mental well-being making training more psychologists vital to VR's success [119]. Additionally, some patients may prefer traditional tried and tested methods rather than new technological alternatives further reducing VR's use [120]. Previous research shows VR trials often have a high success rate but there are two main factors contributing to this; the age of the participants as younger participants result in higher success rates possibly because of their greater exposure and consumption of technology and the quality of randomised trials as low-quality studies show increased differences. This shows that to improve VR's success in improving mental well-being more representative samples and high quality randomised trials are required to ensure results generalise well in new settings and more psychologists should be trained to use VR exposure therapy.

Virtual reality is now affordable with the tools and technologies required already developed yet its potential to educate people on different coping skills to use in stressful situations has not been fully realised. A potentially controversial topic which raises some concerns is that the recent appearance of VR app stores will allow for VR software to be released without being clinically evaluated, similar to the majority of mental health mobile apps that have been released, this issue should be addressed before VR software to assist mental well-being becomes mainstream [68]. While VR may not be able to replace other technologies and tools used to monitor mental well-being it should be further

utilised as a behaviour changing tool to educate people suffering from mental health conditions.

2.5 Biofeedback interventions

2.5.1 Biofeedback Therapy

Is it possible to teach people using technology how to improve their mental well-being?

One method to improve mental well-being is biofeedback therapy; this involves monitoring a normal automatic bodily function and then training people to acquire voluntary control of that function. Biofeedback is often completed in a lab but the techniques learned can be applied to any real-world situation. Nolan et al. [121] measured HRV in patients with coronary heart disease as cardiac death is more likely in these patients when stressed. The study involved 46 patients half of which undertook HRV biofeedback involving training patients in paced breathing in order to improve their HRV and stress management. The study resulted in patients showing reduced symptoms of psychological stress and depression proving the positive effect of biofeedback training and controlled breathing. However, all evaluation was completed in an artificial lab setting where the biofeedback training had been received. It is not possible to know whether the techniques learned could be applied in real world situations or whether more training is required outside the lab.

Another study [122] used biofeedback for general stress management; this biofeedback used a game to encourage users to improve their heart rate and cerebral blood flow control. This study used stress focused questionnaires, a stress marker and a voxel-based morphometric analysis to determine stress allowing the study to conclude that the biofeedback helped reduce daily stress due to the increase in regional grey matter. HRV biofeedback has also been used during the postpartum period after the birth of a child. The study [123] showed the biofeedback helped improve HRV and improve sleep over the 1 month period it was used by 25 mothers. However, the lack of a control group means the study does not definitively show the improvements were due to the biofeedback training.

Biofeedback has been shown to have a significant impact in reducing stress during trials although its effectiveness in real-world stressful situations has not been proven [124]. The possibility of pairing biofeedback training with VR would allow users to practice the techniques learned through biofeedback to reduce stress in a setting they find stressful which would demonstrate the effectiveness of biofeedback. Furthermore, biofeedback requires people to have an understanding, willingness and time to train their body to acquire voluntary control which many people do not possess. Tangible interfaces may solve many of these problems by using sensors to analyse mental state similar to biofeedback but additionally provide feedback to improve mental well-being in real-time.

2.5.2 Real-time tangible feedback interfaces

Can a combination of sensing and feedback technologies be used to improve mental well-being in real-time?

An area of application still in its infancy is technologies that go beyond sensing to additionally provide feedback

helping to improve mental well-being. Devices that sense and provide feedback ranging from tangible interfaces to robotics have the possibility to positively impact the broader population who may temporarily experience mental well-being challenges but do not seek professional help. Researchers have developed tangible devices that actively aim to improve mental well-being, these are often paired with sensors and real-world feedback [125] to be automatically provided when required.

A variety of tangible mental well-being devices have been produced by Vaucelle, Bonanni, and Ishii [126], these include *touch me* which contains multiple vibrotactile motors to provide the sensation of touch, *squeeze me*; a vest to simulate therapeutic holding, *hurt me*; a wearable device that applies a moderated painful stimuli to ground people's senses and *cool me down* a device that heats up to ground people's senses. From the devices developed clinicians believed *hurt me* had the most potential as it could allow for the patient and therapist to better relate to one another, by having the therapist working with the class of pain the patient is experiencing psychologically and externalising viscerally. All of these interfaces have specific purposes such as *hurt me* which may be beneficial for people considering self-harming but not for people suffering from other mental health challenges, a more general mental well-being device is required for people who may experience temporary mental well-being challenges.

It is possible to help improve general mental well-being using small devices with real-time intervention; one such device is Squeeze, Rock and Roll [127]. This device allowed users to simulate rolling behaviours as many people do with a pen when stressed but the device gradually guides the user to reduce their movements and their stress through dynamic tactile feedback. However, while people acknowledged the device helped them relax no stress reduction was found possibly because the device offered very little feedback. Guiding users behaviours is a novel approach to improve mental well-being although possibly less effective as some people may find the action of rolling or twisting objects relaxing by providing a distraction which can result in mood improvements [128] and is often used as a coping strategy for people suffering from mental health conditions [129].

Haptic feedback is a method of providing feedback that recreates the sense of touch through the use of motors and vibrations; this allows people to experience real sensations which can significantly affect emotional well-being and has been shown to successfully improve mental well-being [130] [131] [132] [133]. Good vibes [134] used a haptic sleeve to provide varying feedback dependent on heart rate readings. A stress test was conducted while the sleeve used dynamic vibrations to help reduce the heart rates of the participants by 4.34% and 8.31% in the two tests compared to the control group. Doppel [135] also used haptic feedback in a wearable device that aimed to reduce stress before public speaking measuring users' heart rates and skin conductance to determine stress. The speed of the vibration was dependant on the user's heart rate providing personalised real-time feedback. When users were told they were to present a speech the skin conductance data showed users wearing the Doppel remained less stressed than the control group. This

research shows that haptic feedback can have a substantial positive impact in improving mental well-being and is more successful than guiding user interactions. The advantage of personalised haptic feedback is clear, but more research needs to be conducted to establish the best rate of feedback for individual users.

An alternative to haptic feedback uses deep breathing to improve mental well-being. BioFidget [136] is a self-contained device that uses a heart rate monitor to detect HRV and allows users to train their breathing by blowing on the fidget spinner to reduce stress. Twenty participants stated BioFidget helped them feel relaxed and overall it helped the majority of users improve their HRV showing they were less stressed due to the positive effect of deep breathing practices.

A headband has also been developed that uses EEG combined with machine learning to assess stress by analysing alpha and beta waves as alpha waves decrease when stressed [137] and then uses two low powered massage motors to reduce stress using massage therapy to provide “*significant reductions in physiological stress*” [138]. The massage motors were tested on 4 participants with 3 of these responding well to the feedback and becoming less stressed showing the possibility for massage therapy to be further utilised in stress reduction devices. However, as the device was only used by 4 participants with a 75% success rate, much more research will need to be conducted to prove it can be as effective as haptic feedback.

A different approach to provide real-time feedback is to alert the user of their current mental state allowing them to take appropriate measures such as reducing workload or taking time to relax. MoodWings [139] aimed to reduce stress through wing actuations informing users of their current stress levels. Participants wore the device on their arm while ECG and Electrodermal activity (EDA) readings were taken to determine stress. A simulated driving experience was undertaken by participants and once stress was detected the wing movement was manually activated. The results show that MoodWings improve the participants’ awareness of their stress but their awareness further increased their stress as shown by EDA data resulting in the device having a negative effect on users’ mental well-being due to its alerting nature. Overall this study demonstrated that sharing data with users needs to be carefully considered [139].

Communicating with others has a positive mental impact leading to research that remotely connects people through biofeedback. Shared breathing experiences through Breeze using tactile, visual and audio feedback helped to increase the feeling of belonging between connected participants [140]. EmoEcho [141] similarly allowed users to share motion, touch and pulse through haptic feedback with trusted partners to create a remote tangible connection with the aim of improving mental well-being. Stress levels have also been inferred through personal encounters measured using Bluetooth although measuring encounters was shown to not predict stress as accurately as physiological sensors [142]. Communication with others is vital to positive mental well-being and while feedback devices that aim to remotely connect individuals appear to improve mental well-being in the current limited trials.

Table ?? summarises the different feedback devices that aim to both detect mental well-being and help improve mental well-being. Some devices reviewed require manual feedback activation and are not portable preventing them from being used outside of the experiment and were not sufficiently validated such as MoodWings and the headband. Other devices such as Doppel and BioFidget show high potential for portable devices to both automatically detect mental state and provide relevant feedback although neither utilise machine learning to improve mental wellbeing classification.

TABLE 1
Summary of Tangible Feedback Devices

Device	Sensors	Features	Validation
Squeeze rock and roll	Force, movement	Dynamic tactile feedback	Minimal stress reduction
MoodWings	EKG, EDA, GSM	Moving wings	Resulted in increased stress
Good vibes	HR	Vibrotactile feedback	Reduced stress by 4.34% and 8.31%
Doppel	HRV, skin conductance	Vibrotactile feedback	52 users showed lower average skin conductance and state anxiety
BioFidget	HRV	Deep breathing	20/32 stated it helped relaxation, little sensor data
Headband	EEG	Massage motors	3/4 became less stressed

A novel approach to provide feedback is through the use of robotics such as therapy animals which are most commonly used to reduce loneliness. One example of a robot used for therapy is Paro; a robotic seal that was designed as an easy to use robotic animal that encourages user interaction with its large eyes and soft fur [143]. Tactile sensors allow Paro to understand the location and force of users’ touch allowing for the response’s magnitude to be relevant to the input. Studies show Paro provided extremely effective therapy as it helped reduce stress in a day service centre for elderly adults [144], increased user’s social interactions and improved their reactions to stress in a care home [143]. Paro has been shown to have a great impact in helping reduce stress in elderly adults even with its limited sensors and responses and has the potential to have a wider positive impact on people’s mental well-being.

Although most therapy animals such as Paro target the elderly, a robotic teddy aimed at reducing stress in young children at the hospital has been developed [145]. Rather than relying upon tactile interaction like Paro, this teddy uses vocal interactions which children preferred. The children who used the robotic teddy spent more time playing with it than the comparative virtual or traditional plush teddy, they also had more meaningful interactions and their behaviours conveyed they were emotionally attached to the bear and not stressed. Robotic interactions can

automatically detect mental well-being in real-time allowing for more personalised responses to be produced which may have a significant positive impact on mental well-being.

Overall a variety of technologies that both sense mental well-being and provide real-time feedback have been developed using a variety of different approaches. The feedback incorporated in a device requires careful consideration and evaluation to ensure it is effective in improving mental well-being with machine learning being utilised to accurately determine when feedback should be provided.

3 REFLECTION AND CHALLENGES OF MENTAL HEALTH TECHNOLOGIES

This section reflects on the finding of the survey; evaluating the opportunities for mental well-being technologies along with the challenges faced.

3.1 Discussion of existing research

A number of systems to support mental well-being using apps, sensors, tangible interfaces, robotics and biofeedback have been reviewed. A large number of mental well-being apps already exist providing a range of features and functionality with many existing apps aiming to improve traditional self-reporting tools and experience sampling. Apps designed to elicit PROMs provide additional convenience over traditional methods as they can be used anywhere discreetly but self reporting is subjective and people may fail to report [7] or be less truthful [25] when recording their mental state, showing the benefits of appropriately using objective measurements from sensors even if they are more obtrusive. Recent developments in mHealth apps utilise sensors within smartphones and wearable devices to measure physiological activity allowing mental well-being to be automatically inferred. Currently, this is limited due to the small number of sensors incorporated into such devices but presents a much larger opportunity for continuous mobile mental well-being monitoring [146] [147]. Mobile apps reaffirm the increasing popularity of people wishing to monitor and improve their mental well-being using technological alternatives to traditional techniques. However, currently most mental well-being apps published in the Google Play store and Apple app store have not been evaluated possibly resulting in these apps having unforeseen consequences.

Sensing devices are also increasing in popularity with advancements in physiological and environmental sensors resulting in cheaper and smaller devices promoting extensive use. A range of psychological sensors have been used to detect mental well-being including pulse, HRV, GSR and skin temperature, pairing these with environmental sensors including accelerometer, gyroscope and magnetometer for motion and force sensitive resistors to detect touch enables a wide range of data to be collected to train machine learning models. The ability to pair machine learning classifiers with sensors presents an enormous opportunity allowing for mental well-being to be detected with high accuracies of over 90% [91] [100]. Pairing sensors with machine learning in a portable interface enables well-being to be continuously monitored without the need to continuously self-report as deep learning models are able to infer mental well-being

from the raw data collected. While artificial intelligence is extremely beneficial in classifying mental state it does present its own set of challenges as a large amount of labelled data is required to train the model accurately and can struggle with predicting future outcomes related to mental illness [148].

Feedback devices aim to advance upon sensing devices by actively improving mental well-being in real-time using varying feedback mechanisms including haptic, visual and auditory [149]. Haptic feedback has been used in multiple devices and often resulted in improved mental well-being especially when the feedback was personalised. Machine learning could again be utilised to control the feedback based on the mental state inferred; this would allow for automated personalised feedback to be provided in real-time to improve mental well-being. Other feedback interfaces aimed to reduce stress using existing techniques such as deep breathing [136] [140] or massage therapy [150]; all these techniques proved to be beneficial in improving mental well-being displaying the need for more widespread adoption of such devices. While some feedback devices incorporated sensors to monitor the impact the feedback had, very little research has been conducted pairing physiological sensors, feedback mechanisms and machine learning into devices that aim to both sense and improve mental well-being in real-time. The effectiveness of the tangible interfaces reviewed drastically varied in mostly small-scale trials, or in some cases no current evaluation showing more evaluation especially real-world trials are required.

3.2 Challenges

Applying therapies that work well when delivered in person and translating them into digital or mobile versions is not straightforward. There are many challenges associated with mental well-being technologies, some specific issues related to tangible interfaces and mobile apps and additional general challenges.

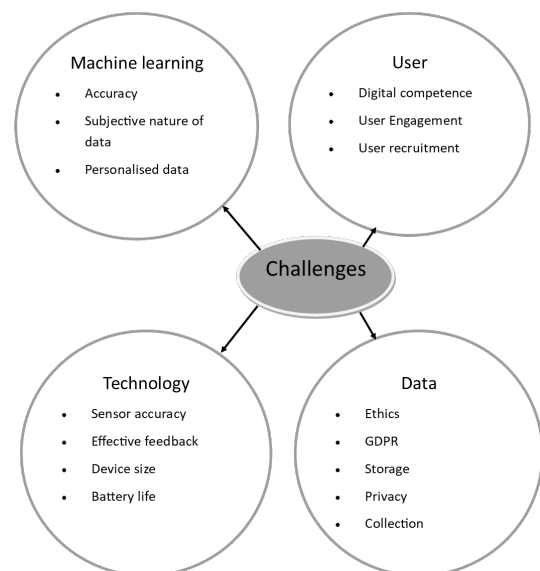


Fig. 6: Challenges associated with developing mental well-being devices

Privacy is a significant issue as the majority of users want to keep their mental health information private [72]. Users are more cautious regarding sharing their health data making integrating the data with established e-health systems challenging [151]. Ideally data processing should be completed locally although on-device inference is only currently feasible for very limited applications [152]. Furthermore, care needs to be exercised regarding users' privacy with the data collected; ethical guidelines should be abided and users should be made aware of the data being collected and how it is being processed.

Given the stigma associated with mental illness, security has to be a high priority for anyone thinking of developing or using mental well-being tools. Concerns about how apps respect privacy and use patient data remain rife, with many mental well-being apps still lacking even basic privacy policies or covertly selling users' mental health information to data brokers. Efforts such as the General Data Protection Regulation (GDPR) in the EU and EEA have attempted to give control to citizens over their personal data by ensuring they are able to access their data and understand how it is being processed [153]. Additionally, the EU Medical Device Regulation (MDR) [154] will require all digital health technologies to pass a conformity assessment and meet safety and performance requirements by 2020. GDPR and MDR may help regain people's trust in mental well-being applications and interfaces as it allows people to understand how their personal data is stored and that the devices have been assessed but additional steps should also be taken to minimise any security flaws.

An issue with some of the discussed devices is users' digital competence as elderly adults generally lack a high level of digital skills which may be required to operate these devices. One study [155] found elderly users preferred wearable devices over mobile phones to report emotions. However, Emoball [72] was a self-contained device rather than a wearable and there was no evidence of digital competence affecting user interactions showing devices to aid mental well-being can be widely adopted.

User adherence and engagement is another crucial problem for mental well-being devices as users may not immediately see the benefits of such solutions, preventing continued use. Making the devices as small and portable as possible should encourage engagement as it allows them to be used anywhere users may experience poor mental well-being [74]. The design of the devices must also be carefully considered if it is going to be used in public as it must be aesthetically pleasing to ensure the promotion of continuous engagement [156]. However, there should also be considerable debate around how much engagement is necessary to best serve individual's particular needs.

Recruiting users to test and use such devices is another key challenge as it can be challenging to recruit users willing to trial new technologies especially when it might impact their mental well-being. Users will be required to trial devices to ensure their effectiveness but also to collect data enabling machine learning models to be trained. A vast amount of data is required to train machine learning models meaning a large number of users will be required to use new devices to collect a sufficiently large dataset to accurately train the model.

An issue with much of the existing research is the lack of control groups and small sample sizes when trialling well-being technologies. Little research contains enough scientific analysis with sufficient statistical power to confirm its effectiveness with many trials using fewer than 15 participants. Furthermore, very few trials collect or test using real-world data as people becoming artificially stressed in trials may not exhibit the same patterns when stressed or suffer from other mental well-being challenges in real-world situations.

One of the largest technical challenges when using deep learning to classify data from sensors in real-time is that it must first be trained with large amounts of labelled data with issues arising if the model is trained with mislabelled or insufficient data. Mental well-being can widely vary depending on people's characteristics making it essential to collect data from a large and diverse group of people. On the diagnostic side, one of the biggest issues is mental state sensing as sensing people's mental state is a challenging proposition due to it often being subjective and it may be difficult to infer through sensor data alone [157]. Machine learning models could be trained on an individual basis to allow for subjectivity to be taken into account but this would initially require a vast amount of time and data to be collected from each user before the device could accurately infer well-being which may not be possible if an off the shelf devices is to be developed. Furthermore, the ability to provide personalised feedback may also require the model to be trained on an individual basis to ensure the most effective feedback for each user is provided. Data collection poses one of the greatest challenges to tangible devices utilising machine learning to sense and improve mental well-being due to the vast amount of data required and the subjectivity of mental well-being. As deep learning models require thousands of samples to be sufficiently trained it is difficult to develop a robust deep learning approach for the classification of mental well-being without first developing more accessible data collection tools.

Furthermore, traditional machine learning and feature engineering algorithms may not be sufficiently efficient enough to extract the complex and non-linear patterns generally observed in time series datasets such as those from sensory data. Deep learning can help resolve this issue as the use of a CNN and RNN combined has shown that features can be extracted and classified automatically with LSTM being fundamental in distinguishing time series data.

Sensing mental well-being not only requires accurate machine learning models but also accurate sensors as if the data recorded from the sensors is not reliable the classification from the machine learning model will not be accurate. However, when machine learning classifiers were paired with off the shelf sensors stress was detected with similar accuracy to clinical grade sensors that are expensive and custom-made [158]. Tangible interfaces require sensors to be cheap and as small as possible to reduce costs and the overall footprint of the device demonstrating the need for small yet accurate sensors and machine learning.

Assuming patients are willing to use instruments used in the domain of assessing mental well-being, the underlying issue of battery life still needs to be addressed. Often IoT devices need to remain small and contain the necessary microcontroller and sensors leaving little room for the battery

meaning it will need to be recharged regularly. A possible solution to this would be to only enable specific sensors after other actions have been performed, this means high powered sensors will not have to be continually powered but an additional step is required to collect data. Until batteries with considerably longer battery life are developed, it will remain impractical to continually collect vast amounts of activity and behavioural data. Instead, pragmatic solutions such as activating and deactivating sensors to reduce battery consumption are necessary.

If tangible devices are to improve mental well-being then they must also contain the relevant feedback. There are many challenges to overcome when using sensors and feedback actuators in tangible interfaces to improve mental well-being. One issue is the size of the device as it must contain sensors, a battery and feedback mechanisms such as vibration motors for haptic feedback which make the device large. There are new approaches to provide feedback including Visio-Tactile feedback, that moves liquid metal drops in real-time between electrodes allowing for the feedback to be dynamic and smaller [159]. However, this is very early in development and it may not yet be possible to incorporate it into wearable devices.

Another general challenge is the business opportunity, it will be critical to develop business models based on responsible impact and socially-driven outcomes. There is the possibility of national health systems funding such devices to ease the increasing pressure mental well-being challenges have on health care but a lack of government funding may prevent this. Alternatively, people suffering with poor mental well-being could purchase the devices to assist themselves independently if new technology enables the devices to be made affordable while remaining accurate.

Overall there are many challenges to overcome when developing tangible mental well-being devices ranging from privacy issues to technological problems but new regulations such as GDPR along with advancements in electronics and machine learning should help reduce the difficulties these challenges impose.

3.3 Opportunities

3.3.1 User feedback

The opportunities new technologies present to monitor and improve mental well-being were explored during focus groups at a school for students with severe, profound and complex learning and physical disabilities in Nottingham, UK. Mobile well-being apps were discussed although not used by the participants due to their complexity as many participants had fine and gross motor control issues making touchscreens challenging to use, demonstrating the need to develop tools to target specific sub-categories. Alternatives to mobile apps such as tangible interfaces and virtual reality show more potential for this user group as they are easier to handle and operate.

Existing examples of mental well-being tangible interfaces were discussed to explore the opportunities they present. Participants liked the portability of tangible devices and the different ways they can be interacted with compared with smartphones. Participants were excited by

the concept of devices being able to infer their mental well-being as many had trouble recording their emotions. The possibility for devices to improve mental well-being was also intriguing as the participants had not used such devices, demonstrating the requirement for tangible interfaces to sense and improve mental well-being.

Wearable devices were considered to be useful as they remove any requirement for fine motor control which some participants did not possess. Different motor control levels were examined in a separate group which showed some participants' inability to tightly grip objects while others had difficulty relaxing their muscles. This demonstrates it may not be possible to develop a single tangible device aimed at all people suffering mental well-being challenges; separate interfaces may need to be developed targeting different groups of people.

Cost was a key factor discussed during the focus group as the school and individuals would need the device to be inexpensive if it was to become adopted into practice. Durability was another issue raised as devices can often be used in unintended ways which must be considered during design and development. This focus group demonstrates the need for a range of technological solutions to address mental well-being issues as a one-size-fits-all solution could not feasibly address all mental well-being issues for all potential users especially those whose mental well-being issues are often diagnostically overshadowed. The session concluded that mental well-being tangible interfaces demonstrate the most potential to both express feelings as well as actively improve mental well-being but cost, durability and ergonomics need to be prioritised.

3.3.2 Advancements to enable real-time intervention

Recently there have been many developments in the tools required to develop devices to sense and improve mental well-being in real-time including the required microprocessors and sensors. Numerous System on Chip (SoC) devices are now available that are capable of reading data from sensors as well as processing the data in real-time. Microcontrollers such as the Arduino platform are also available but are incapable of complex data processing, however the popularity of mobile phones allows for microcontrollers to export the data to be processed externally.

New software is also available to program SoCs such as *Android things* [160] which is a variation of the mobile operating system Android. Android things allows for much of the same functionality already available through other software but provides additional access to libraries and features that have already been developed for Android such as TensorFlow lite to process data.

Additionally, advances in mobile phones and microcontrollers allow for machine learning to classify the data collected from sensors locally. Many machine learning frameworks have been developed to run on low powered devices including TensorFlow lite which displayed high performance in both single inference latency and CPU-optimized continuous throughput when tested on Android phones [144] [160]. It is now possible to run TensorFlow models on smartphones and Raspberry Pis enabling tangible interfaces powered by these devices to use deep learning to infer mental well-being in real-time. These advancements allow

for small, portable, unobtrusive devices to be developed which can utilise deep learning to improve people's mental well-being in real-time.

4 CONCLUSION

Different methods to sense and improve mental well-being have been considered including apps, sensing devices, behaviour changing tools and real-time intervention devices. Tangible interfaces present a substantial opportunity for mental well-being devices as they have the capability to both sense mental well-being and provide interventional feedback. Sensors to detect well-being can now be incorporated into small devices and advances in deep learning allow for the raw data to be classified accurately on-device allowing for real-time personalised feedback.

Given mental well-being challenges affect a large number of people over the lifespan from young children to the elderly, it is essential a range of tangible interfaces are developed to cater for all users. Pairing toys for children with sensors and feedback will make the interfaces more approachable and engaging as the toys could react to the physiological or environmental data. Toys also provide great opportunities to present feedback in engaging and fun ways for children such as different coloured lights or haptic feedback patterns to represent varying mental states or user interactions. Alternatively, robotics can incorporate sensors and feedback to create engaging devices for all ages, like toys robotics can contain all of the required sensors and feedback mechanisms in an approachable form promoting use.

One of the largest opportunities lies within personalising the feedback tangible interfaces can provide. Personalising feedback has multiple benefits including the possibility of quicker, better-targeted treatment as the feedback provided can be continuously adjusted automatically through machine learning models to provide the most effective feedback on an individual basis. Personalised feedback also removes the assumption many existing tangible interfaces have made by creating a one size fits all device as different people suffering from poor mental well-being may prefer and respond better to different interventions.

There are numerous challenges associated with mental well-being technologies such as the size of the device, data collection, privacy and battery life but recent technological advancements are increasing the opportunity and capability for small devices to monitor and improve mental wellbeing. Wearable devices would enable easier collection of physiological data. However, ensuring all of the electronics are small enough to be contained within a wrist-worn device may reduce battery life and increase costs significantly.

Tangible user interfaces go beyond the capabilities that mobile apps can offer, but have not yet been fully explored. There is relatively little research conducted in the use of tangible devices to both infer and improve mental wellbeing in real-time. Many existing studies rely on small sample trials conducted over a short period of time, making it challenging to evaluate their long-term effectiveness. More rigorous studies need to be conducted to provide robust evidence for the alleged capabilities tangible

interfaces possess to enable such technology to be modified, scaled, and culturally adapted to serve the global population.

REFERENCES

- [1] World Health Organisation, *WHO — Mental health: a state of well-being*, 2014. [Online]. Available: https://www.who.int/features/factfiles/mental_health/en/.
- [2] Perkbbox, "THE 2018 UK WORKPLACE STRESS SURVEY," 2018.
- [3] The Physiological Society, "Stress in modern Britain Making Sense of Stress," 2017.
- [4] B. Sheaves, K. Porcheret, A. Tsanias, C. A. Espie, D. Nuffield, R. G. Foster, D. Freeman, P. J. Harrison DM, K. Wulff, and G. M. Goodwin, "Insomnia, nightmares, and chronotype as markers of risk for severe mental illness: results from a student population," *Sleep*, vol. 39, no. 1, pp. 173–181, 2016.
- [5] I. Myin-Germeys, Z. Kasanova, T. Vaessen, H. Vachon, O. Kirtley, W. Viechtbauer, and U. Reininghaus, "Experience sampling methodology in mental health research: new insights and technical developments," *World Psychiatry*, 2018.
- [6] I. Myin-Germeys, M. Oorschot, D. Collip, J. Lataster, P. Delespaul, and J. Van Os, "Experience sampling research in psychopathology: Opening the black box of daily life," *Psychological Medicine*, 2009.
- [7] S. Shiffman, A. A. Stone, and M. R. Hufford, "Ecological momentary assessment," *Annual review of clinical psychology*, vol. 4, pp. 1–32, 2008.
- [8] M. J. Hutchesson, M. E. Rollo, R. Callister, and C. E. Collins, "Self-Monitoring of Dietary Intake by Young Women: Online Food Records Completed on Computer or Smartphone Are as Accurate as PaperBased Food Records but More Acceptable," *Journal of the Academy of Nutrition and Dietetics*, vol. 115, no. 1, pp. 87–94, Jan. 2015.
- [9] H.-G. Kim, E.-J. Cheon, D.-S. Bai, Y. H. Lee, and B.-H. Koo, "Stress and Heart Rate Variability: A MetaAnalysis and Review of the Literature," *Psychiatry investigation*, vol. 15, no. 3, pp. 235–245, Mar. 2018.
- [10] K. A. Herborn, J. L. Graves, P. Jerem, N. P. Evans, R. Nager, D. J. McCafferty, and D. E. F. McKeegan, "Skin temperature reveals the intensity of acute stress," *Physiology & behavior*, vol. 152, no. Pt A, pp. 225–30, Dec. 2015.
- [11] R. Zangroniz, A. Mart'inez-Rodrigo, J. M. Pastor, M. T. Lopez, and A. Fernandez-Caballero, "Electrodermal Activity Sensor for Classification of Calm/Distress Condition," *Sensors (Basel, Switzerland)*, vol. 17, no. 10, Oct. 2017.
- [12] M. V. Villarejo, B. G. Zapirain, and A. M. Zorrilla, "A stress sensor based on Galvanic Skin Response (GSR) controlled by ZigBee," *Sensors (Basel, Switzerland)*, vol. 12, no. 5, pp. 6075–101, 2012.
- [13] L. Al-barrak, E. Kanjo, and E. M. G. Younis, "NeuroPlace: Categorizing urban places according to mental states," *PLOS ONE*, vol. 12, no. 9, B. Podobnik, Ed., Sep. 2017.
- [14] N. El, M. Ieee, and E. Kanjo, "A Supermarket Stress Map," vol. 13, 2013.
- [15] A. A. Stone, J. S. Turkkan, C. A. Bachrach, J. B. Jobe, H. S. Kurtzman, and V. S. Cain, Eds., *The science of self-report: Implications for research and practice*. Mahwah, NJ, US: Lawrence Erlbaum Associates Publishers, 2000, pp. xi, 380–xi, 380.
- [16] J. G. Gustavson and A. R., "The Science of SelfReport," *APS Observer*, vol. 10, no. 1, Jan. 1997.
- [17] J. R. Weisz, I. N. Sandler, J. A. Durlak, and B. S. Anton, "Promoting and Protecting Youth Mental Health Through Evidence-Based Prevention and Treatment," *American Psychologist*, vol. 60, no. 6, pp. 628–648, 2005.
- [18] I. McDowell, *Measuring health : a guide to rating scales and questionnaires*. Oxford University Press, 2006, p. 748.
- [19] A. J. Rush, M. H. Trivedi, H. M. Ibrahim, T. J. Carmody, B. Arnow, D. N. Klein, J. C. Markowitz, P. T. Ninan, S. Kornstein, R. Manber,

- M. E. Thase, J. H. Kocsis, and M. B. Keller, "The 16-Item Quick Inventory of Depressive Symptomatology (QIDS), clinician rating (QIDS-C), and self-report (QIDS-SR): a psychometric evaluation in patients with chronic major depression," *Biological psychiatry*, vol. 54, no. 5, pp. 573–83, Sep. 2003.
- [20] A. J. Mitchell, M. Yadegarfar, J. Gill, and B. Stubbs, "Case finding and screening clinical utility of the Patient Health Questionnaire (PHQ-9 and PHQ-2) for depression in primary care: a diagnostic metaanalysis of 40 studies," *BJPsych Open*, vol. 2, no. 02, pp. 127–138, Mar. 2016.
- [21] T. Gonzalez and C. Chiodo, "ICD 10," *Foot & Ankle International*, 2015.
- [22] W. J. Earle, "DSM-5," *Philosophical Forum*, 2014.
- [23] I. Elkin, M. T. Shea, J. T. Watkins, S. D. Imber, S. M. Sotsky, J. F. Collins, D. R. Glass, P. A. Pilkonis, W. R. Leber, J. P. Docherty, S. J. Fiester, and M. B. Parloff, "National Institute of Mental Health Treatment of Depression Collaborative Research Program," *Archives of General Psychiatry*, vol. 46, no. 11, p. 971, Nov. 1989.
- [24] A. A. Stone, S. Shiffman, J. E. Schwartz, J. E. Broderick, and M. R. Hufford, "Patient non-compliance with paper diaries," *BMJ (Clinical research ed.)*, vol. 324, no. 7347, pp. 1193–1194, May 2002.
- [25] M. M. Graziose, "On the Accuracy of Self-Report Instruments for Measuring Food Consumption in the School Setting," *Advances in Nutrition*, vol. 8, no. 4, pp. 635–636, Jul. 2017.
- [26] O. F. Wahl, "Mental Health Consumers' Experience of Stigma," *Schizophrenia Bulletin*, vol. 25, no. 3, pp. 467–478, Jan. 1999.
- [27] S. Clement, O. Schauman, T. Graham, F. Maggioni, S. Evans-Lacko, N. Bezborodovs, C. Morgan, N. Rusch, J. S. L. Brown, and G. Thornicroft, "What is the impact of mental health-related stigma on helpseeking? A systematic review of quantitative and qualitative studies," *Psychological Medicine*, vol. 45, no. 01, pp. 11–27, Jan. 2015.
- [28] D. Swendeman, W. S. Comulada, N. Ramanathan, M. Lazar, and D. Estrin, "Reliability and Validity of Daily Self-Monitoring by Smartphone Application for Health-Related Quality-of-Life, Antiretroviral Adherence, Substance Use, and Sexual Behaviors Among People Living with HIV," *AIDS and Behavior*, vol. 19, no. 2, pp. 330–340, Feb. 2015.
- [29] J. Poushter and R. Stewart, "Smartphone Ownership and Internet Usage Continues to Climb in Emerging Economies But advanced economies still have higher rates of technology use," Tech. Rep., 2016.
- [30] E. Anthes, "Pocket psychiatry: mobile mental-health apps have exploded onto the market, but few have been thoroughly tested," *Nature*, vol. 532, no. 7597, pp. 20–24, Apr. 2016.
- [31] P. M. Burgess, J. E. Pirkis, T. N. Slade, A. K. Johnston, G. N. Meadows, and J. M. Gunn, "Service Use for Mental Health Problems: Findings from the 2007 National Survey of Mental Health and Wellbeing," *Australian & New Zealand Journal of Psychiatry*, vol. 43, no. 7, pp. 615–623, Jul. 2009.
- [32] S. G. Trusz, A. W. Wagner, J. Russo, J. Love, and D. F. Zatzick, "Assessing Barriers to Care and Readiness for Cognitive Behavioral Therapy in Early Acute Care PTSD Interventions," *Psychiatry: Interpersonal and Biological Processes*, vol. 74, no. 3, pp. 207–223, Sep. 2011.
- [33] J. Proudfoot, G. Parker, D. Hadzi Pavlovic, V. Manicavasagar, E. Adler, and A. Whetton, "Community attitudes to the appropriation of mobile phones for monitoring and managing depression, anxiety, and stress," *Journal of medical Internet research*, vol. 12, no. 5, e64, Dec. 2010.
- [34] E. M. G. Younis, E. Kanjo, and A. Chamberlain, "Designing and evaluating mobile self-reporting techniques: crowdsourcing for citizen science," *Personal and Ubiquitous Computing*, pp. 1–10, Mar. 2019.
- [35] E. Kanjo, D. J. Kuss, and C. S. Ang, "NotiMind: Utilizing Responses to Smart Phone Notifications as Affective Sensors," *IEEE Access*, vol. 5, pp. 22 023–22 035, 2017.
- [36] J. Torous, R. Friedman, and M. Keshavan, "Smartphone ownership and interest in mobile applications to monitor symptoms of mental health conditions," *JMIR mHealth and uHealth*, vol. 2, no. 1, e2, Jan. 2014.
- [37] A. Tsanas, K. Saunders, A. Bilderbeck, N. Palmius, M. Osipov, G. Clifford, G. Goodwin, and M. De Vos, "Daily longitudinal self-monitoring of mood variability in bipolar disorder and borderline personality disorder," *Journal of Affective Disorders*, vol. 205, pp. 225–233, Nov. 2016.
- [38] S. Abdul-Kade and J. Woods, "Survey on Chatbot Design Techniques in Speech Conversation Systems," *International Journal of Advanced Computer Science and Applications*, vol. 6, no. 7, 2015.
- [39] Roche, "THE NHS AT 100," Tech. Rep., 2018. [Online]. Available: [http://roche-images.co.uk/design/corporate/rxukcomm01930b\(1\)a\(1\)nhs100_roche_report.pdf](http://roche-images.co.uk/design/corporate/rxukcomm01930b(1)a(1)nhs100_roche_report.pdf).
- [40] S. D'Alfonso, O. Santesteban-Echarri, S. Rice, G. Wadley, R. Lederman, C. Miles, J. Gleeson, and M. Alvarez-Jimenez, "Artificial Intelligence-Assisted Online Social Therapy for Youth Mental Health," *Frontiers in Psychology*, vol. 8, p. 796, Jun. 2017.
- [41] Dongkeon Lee, Kyo-Joong Oh, and Ho-Jin Choi, "The chatbot feels you - a counseling service using emotional response generation," in *2017 IEEE International Conference on Big Data and Smart Computing (BigComp)*, IEEE, Feb. 2017, pp. 437–440.
- [42] A. Schlesinger, K. P. O'Hara, and A. S. Taylor, "Let's Talk About Race," in *Proceedings of the 2018 CHI Conference on Human Factors in Computing Systems CHI '18*, New York, New York, USA: ACM Press, 2018, pp. 1–14.
- [43] B. Whitby, "The Ethical Implications of Non-human Agency in Health Care The Ethical Implications of Non-Human Agency in Health Care Ethical Problems in System-Patient Interaction," *Proceedings of MEMCA-14: (Machine ethics in the context of medical and care agents)*, 2014.
- [44] P. Balthazar, P. Harri, A. Prater, and N. M. Safdar, "Protecting Your Patients' Interests in the Era of Big Data, Artificial Intelligence, and Predictive Analytics," *Journal of the American College of Radiology: JACR*, vol. 15, no. 3 Pt B, pp. 580–586, Mar. 2018.
- [45] M. Bauer, T. Glenn, S. Monteith, R. Bauer, P. C. Whybrow, and J. Geddes, "Ethical perspectives on recommending digital technology for patients with mental illness," *International Journal of Bipolar Disorders*, vol. 5, no. 1, p. 6, Dec. 2017.
- [46] K. Kretzschmar, H. Tyroll, G. Pavarini, A. Manzini, I. Singh, and N. Y. P. A. Group, "Can Your Phone Be Your Therapist? Young People's Ethical Perspectives on the Use of Fully Automated Conversational Agents (Chatbots) in Mental Health Support," *Biomedical Informatics Insights*, vol. 11, Jan. 2019.
- [47] B. Inkster, S. Sarda, and V. Subramanian, "An Empathy-Driven, Conversational Artificial Intelligence Agent (Wysa) for Digital Mental WellBeing: Real-World Data Evaluation Mixed-Methods Study," *JMIR mHealth and uHealth*, vol. 6, no. 11, Nov. 2018.
- [48] K. K. Fitzpatrick, A. Darcy, and M. Vierhile, "Delivering Cognitive Behavior Therapy to Young Adults With Symptoms of Depression and Anxiety Using a Fully Automated Conversational Agent (Woebot): A Randomized Controlled Trial," *JMIR mental health*, vol. 4, no. 2, e19, Jun. 2017.
- [49] D. Elmasri and A. Maeder, "A Conversational Agent for an Online Mental Health Intervention," in *Springer, Cham*, Oct. 2016, pp. 243–251.
- [50] Google Play, *Wysa: stress therapy and mindfulness chatbot – Apps on Google Play*, 2019. [Online]. Available: <https://play.google.com/store/apps/details?id=bot.touchkin>.
- [51] CNBC, *Relaxation app Calm raises \$88 million, valuing it \$1 billion*, 2019.
- [52] Calm, *press — Calm Blog*, 2019. [Online]. Available: <https://blog.calm.com/press>.
- [53] K. Cavanagh, A. Churchard, P. O'Hanlon, T. Mundy, P. Votolato, F. Jones, J. Gu, and C. Strauss, "A Randomised Controlled Trial of a Brief Online

- Mindfulness-Based Intervention in a Non-clinical Population: Replication and Extension,” *Mindfulness*, vol. 9, no. 4, pp. 1191–1205, Aug. 2018.
- [54] J. Boettcher, V. Aström, D. P. Ahlsson, O. Schenstrom, G. Andersson, and P. Carlbring, “Internet-Based Mindfulness Treatment for Anxiety Disorders: A Randomized Controlled Trial,” *Behavior Therapy*, vol. 45, no. 2, pp. 241–253, Mar. 2014.
- [55] NHS, *NHS Apps Library - NHS*, 2019. [Online]. Available: <https://www.nhs.uk/apps-library/>.
- [56] M. Economides, J. Martman, M. J. Bell, and B. Sanderson, “Improvements in Stress, Affect, and Irritability Following Brief Use of a Mindfulness-based Smartphone App: A Randomized Controlled Trial,” *Mindfulness*, vol. 9, no. 5, pp. 1584–1593, Oct. 2018.
- [57] D. Lim, P. Condon, and D. DeSteno, “Mindfulness and Compassion: An Examination of Mechanism and Scalability,” *PLOS ONE*, vol. 10, no. 2, J. D. Creswell, Ed., e0118221, Feb. 2015.
- [58] D. DeSteno, D. Lim, F. Duong, and P. Condon, “Meditation Inhibits Aggressive Responses to Provocations,” *Mindfulness*, vol. 9, no. 4, pp. 1117–1122, Aug. 2018.
- [59] I. H. Bennike, A. Wieghorst, and U. Kirk, “Onlinebased Mindfulness Training Reduces Behavioral Markers of Mind Wandering,” 2017.
- [60] C. Noone and M. J. Hogan, “A randomised activecontrolled trial to examine the effects of an online mindfulness intervention on executive control, critical thinking and key thinking dispositions in a university student sample,” *BMC Psychology*, vol. 6, no. 1, p. 13, Dec. 2018.
- [61] D. Villani, A. Grassi, C. Cognetta, D. Toniolo, P. Cipresso, and G. Riva, “Self-help stress management training through mobile phones: An experience with oncology nurses,” *Psychological Services*, vol. 10, no. 3, pp. 315–322, 2013.
- [62] D. Villani, A. Grassi, C. Cognetta, P. Cipresso, D. Toniolo, and G. Riva, “The effects of a mobile stress management protocol on nurses working with cancer patients: a preliminary controlled study,” in *MMVR*, 2012, pp. 524–528.
- [63] A. Grassi, A. Gaggioli, and G. Riva, *New technologies to manage exam anxiety*. 2011.
- [64] D. Ben-Zeev, S. M. Kaiser, C. J. Brenner, M. Begale, J. Duffecy, and D. C. Mohr, “Development and usability testing of FOCUS: a smartphone system for self-management of schizophrenia,” *Psychiatric rehabilitation journal*, 2013.
- [65] A. Ahtinen, E. Mattila, P. Valkkynen, K. Kaipainen, Vanhala, M. Ermes, E. Sairanen, T. Myllymaki, and R. Lappalainen, “Mobile mental wellness training for stress management: feasibility and design implications based on a one-month field study,” *JMIR mHealth and uHealth*, vol. 1, no. 2, e11, Jul. 2013.
- [66] J. Marley and S. Farooq, “Mobile telephone apps in mental health practice: uses, opportunities and challenges,” *BJPsych Bulletin*, vol. 39, no. 6, pp. 288–290, Dec. 2015.
- [67] S. L. Rizvi, L. A. Dimeff, J. Skutch, D. Carroll, and M. M. Linehan, “A Pilot Study of the DBT Coach: An Interactive Mobile Phone Application for Individuals With Borderline Personality Disorder and Substance Use Disorder,” *Behavior Therapy*, vol. 42, no. 4, pp. 589–600, Dec. 2011.
- [68] T. Donker, K. Petrie, J. Proudfoot, J. Clarke, M.-R. Birch, and H. Christensen, “Smartphones for smarter delivery of mental health programs: a systematic review,” *Journal of medical Internet research*, vol. 15, no. 11, e247, Nov. 2013.
- [69] V. Harrison, J. Proudfoot, P. P. Wee, G. Parker, D. H. Pavlovic, and V. Manicavasagar, “Mobile mental health: Review of the emerging field and proof of concept study,” *Journal of Mental Health*, vol. 20, no. 6, pp. 509–524, Dec. 2011.
- [70] M. Matthews and G. Doherty, “In the Mood: Engaging Teenagers in Psychotherapy Using Mobile Phones,” *Proceedings of the 2011 annual conference on Human factors in computing systems - CHI '11*, 2011.
- [71] K. Niemantsverdriet and M. Versteeg, “Interactive Jewellery as Memory Cue,” in *Proceedings of the TEI '16: Tenth International Conference on Tangible, Embedded, and Embodied Interaction - TEI '16*, New York, New York, USA: ACM Press, 2016, pp. 532–538.
- [72] J. Bravo, R. Hervás, and V. Villarreal, “Ambient intelligence for health first international conference, AmIHEALTH 2015 Puerto Varas, Chile, December 1–4, 2015 proceedings,” *Lecture Notes in Computer Science (including subseries Lecture Notes in Artificial Intelligence and Lecture Notes in Bioinformatics)*, vol. 9456, pp. 189–200, 2015.
- [73] A. T. Adams, E. L. Murnane, P. Adams, M. Elfenbein, P. F. Chang, S. Sannon, G. Gay, and T. Choudhury, “Keppi: A Tangible User Interface for Self-Reporting Pain,” *Proceedings of the 2018 CHI Conference on Human Factors in Computing Systems - CHI '18*, 2018.
- [74] F. Sarzotti, “Self-Monitoring of Emotions and Mood Using a Tangible Approach,” *Computers*, vol. 7, no. 1, p. 7, Jan. 2018.
- [75] M. Barker and Linden Janet, “A sprite in the dark: supporting conventional mental healthcare practices with a tangible device,” *Proceedings of the Tenth International Conference on Tangible, Embedded, and Embodied Interaction - TEI '17*, 2016.
- [76] M. Balaam, G. Fitzpatrick, J. Good, and R. Luckin, “Exploring Affective Technologies for the Classroom with the Subtle Stone,” *Proceedings of the 28th international conference on Human factors in computing systems - CHI '10*, p. 1623, 2009.
- [77] F. Guribye and T. Gjosæter, “Tangible Interaction in the Dentist Office,” in *Proceedings of the Twelfth International Conference on Tangible, Embedded, and Embodied Interaction - TEI '18*, New York, New York, USA: ACM Press, 2018, pp. 123–130.
- [78] D. Beattie, *SqueezeMusic- HCI & Audio Interaction Research*, 2017.
- [79] G. Doherty, D. Coyle, and M. Matthews, “Design and evaluation guidelines for mental health technologies,” *Interacting with Computers*, vol. 22, no. 4, pp. 243–252, Jul. 2010.
- [80] X. Zhang, W. Li, X. Chen, and S. Lu, “MoodExplorer: Towards Compound Emotion Detection via Smartphone Sensing,” *Proc. ACM Interact. Mob. Wearable Ubiquitous Technol. Article*, vol. 1, no. 176, 2017.
- [81] X. Zhang, Y. Lyu, X. Luo, J. Zhang, C. Yu, H. Yin, and Y. Shi, “Touch Sense,” *Proceedings of the ACM on Interactive, Mobile, Wearable and Ubiquitous Technologies*, vol. 2, no. 2, pp. 1–18, 2018.
- [82] A. Sano and R. W. Picard, “Stress Recognition using Wearable Sensors and Mobile Phones,” *2013 Humaine Association Conference on Affective Computing and Intelligent Interaction*, 2013.
- [83] R. Wang, W. Wang, A. DaSilva, J. F. Huckins, W. M. Kelley, T. F. Heatherton, and A. T. Campbell, “Tracking Depression Dynamics in College Students Using Mobile Phone and Wearable Sensing,” *Proceedings of the ACM on Interactive, Mobile, Wearable and Ubiquitous Technologies*, vol. 2, no. 1, pp. 1–26, 2018.
- [84] K. Kroenke, R. L. Spitzer, J. B. Williams, and B. Lowe, “An Ultra-Brief Screening Scale for Anxiety” and Depression: The PHQ-4,” *Psychosomatics*, vol. 50, no. 6, pp. 613–621, Nov. 2009.
- [85] N. Palmius, A. Tsanas, K. E. A. Saunders, A. C. Bilderbeck, J. R. Geddes, G. M. Goodwin, and M. De Vos, “Detecting Bipolar Depression From Geographic Location Data,” *IEEE Transactions on Biomedical Engineering*, vol. 64, no. 8, pp. 1761–1771, Aug. 2017.
- [86] T. Wallace, J. T. Morris, S. Bradshaw, and C. Bayer, “BreatheWell: Developing a Stress Management App on Wearables for TBI & PTSD,” *Journal on Technology and Persons with Disabilities Santiago, J*, 2017.
- [87] N. Sharma and T. Gedeon, “Objective measures, sensors and computational techniques for stress recognition and classification: A survey,” *Computer Methods and Programs in Biomedicine*, vol. 108, no. 3, pp. 1287–1301, Dec. 2012.
- [88] J. Schumm, E. Zurich, U. Ehlert, C. Setz, B. Arnrich, R. L. Marca, and G. Troster, “Discriminating stress” from cognitive load using a wearable EDA device. Discriminating Stress From Cognitive Load Using a Wearable EDA Device,” *IEEE Transactions on Information Technology in Biomedicine*, vol. 14, no. 2, 2010.
- [89] M. Tanida, M. Katsuyama, and K. Sakatani, “Relation between mental stress-induced prefrontal cortex activity and skin conditions: A near-

- infrared spectroscopy study,” *Brain Research*, vol. 1184, pp. 210–216, Dec. 2007.
- [90] Y. Choi and M. Kim, “Measurement of occupants’ stress based on electroencephalograms (EEG) in twelve combined environments,” *Building and Environment*, vol. 88, pp. 65–72, Jun. 2015.
- [91] R. Khosrowabadi, C. Quek, K. K. Ang, S. W. Tung, and M. Heijnen, “A Brain-Computer Interface for classifying EEG correlates of chronic mental stress,” in *The 2011 International Joint Conference on Neural Networks*, IEEE, Jul. 2011, pp. 757–762.
- [92] J. Wijsman, B. Grundlehner, Hao Liu, H. Hermens, and J. Penders, “Towards mental stress detection using wearable physiological sensors,” in *2011 Annual International Conference of the IEEE Engineering in Medicine and Biology Society*, IEEE, Aug. 2011, pp. 1798–1801.
- [93] U. Rajendra Acharya, K. Paul Joseph, N. Kannathal, C. M. Lim, and J. S. Suri, “Heart rate variability: a review,” *Medical & Biological Engineering & Computing*, vol. 44, no. 12, pp. 1031–1051, Dec. 2006.
- [94] H.-S. Chiang, “ECG-based Mental Stress Assessment Using Fuzzy Computing and Associative Petri Net,” *Journal of Medical and Biological Engineering*, vol. 35, no. 6, pp. 833–844, Dec. 2015.
- [95] H. S. GOLDSTEIN and R. EDELBURG, “A plethysmographic method for demonstrating the response specificity of the oral vascular bed,” *Psychophysiology*, vol. 34, no. 1, pp. 124–128, Jan. 1997.
- [96] J. Hashimoto, K. Chonan, Y. Aoki, T. Nishimura, Ohkubo, A. Hozawa, M. Suzuki, M. Matsubara, M. Michimata, T. Araki, and Y. Imai, “Pulse wave velocity and the second derivative of the finger photoplethysmogram in treated hypertensive patients: their relationship and associating factors,” *Journal of hypertension*, vol. 20, no. 12, pp. 2415–22, Dec. 2002.
- [97] D. McDuff, S. Gontarek, and R. Picard, “Remote measurement of cognitive stress via heart rate variability,” in *2014 36th Annual International Conference of the IEEE Engineering in Medicine and Biology Society*, vol. 2014, IEEE, Aug. 2014, pp. 2957–2960.
- [98] M.-Z. Poh, D. J. McDuff, and R. W. Picard, “Advancements in Noncontact, Multiparameter Physiological Measurements Using a Webcam,” *IEEE Transactions on Biomedical Engineering*, vol. 58, no. 1, pp. 7–11, Jan. 2011.
- [99] Y. Maeda, M. Sekine, and T. Tamura, “The Advantages of Wearable Green Reflected Photoplethysmography,” *Journal of Medical Systems*, vol. 35, no. 5, pp. 829–834, Oct. 2011.
- [100] J. Healey and R. Picard, “Detecting Stress During Real-World Driving Tasks Using Physiological Sensors,” *IEEE Transactions on Intelligent Transportation Systems*, vol. 6, no. 2, pp. 156–166, Jun. 2005.
- [101] S. Sun, M. J. Ball, and C.-h. Chen, “Investigating the Role of Context in Perceived Stress Detection in the,” *Proceedings of the ACM International Joint Conference on Pervasive and Ubiquitous Computing*, no. July 2017, pp. 1708–1716, 2018.
- [102] K. A. Herborn, J. L. Graves, P. Jerem, N. P. Evans, R. Nager, D. J. McCafferty, and D. E. F. McKeegan, “Skin temperature reveals the intensity of acute stress,” *Physiology & Behavior*, vol. 152, pp. 225–230, Dec. 2015.
- [103] B. Kikhia, T. G. Stavropoulos, S. Andreadis, N. Karvonen, I. Kompatsiaris, S. Savenstedt, M. Pijl, and C. Melander, “Utilizing a Wristband Sensor to Measure the Stress Level for People with Dementia,” *Sensors (Basel, Switzerland)*, vol. 16, no. 12, Nov. 2016.
- [104] F. Ordoñez and D. Roggen, “Deep Convolutional and LSTM Recurrent Neural Networks for Multimodal Wearable Activity Recognition,” *Sensors*, vol. 16, no. 1, p. 115, Jan. 2016.
- [105] W. G. Hatcher and W. Yu, “A Survey of Deep Learning: Platforms, Applications and Emerging Research Trends,” *IEEE Access*, vol. 6, pp. 24 411–24 432, 2018.
- [106] A. Murad and J.-Y. Pyun, “Deep Recurrent Neural Networks for Human Activity Recognition,” *Sensors*, vol. 17, no. 11, p. 2556, Nov. 2017.
- [107] M. Zeng, L. T. Nguyen, B. Yu, O. J. Mengshoel, J. Zhu, P. Wu, and J. Zhang, “Convolutional Neural Networks for Human Activity Recognition using Mobile Sensors,” in *Proceedings of the 6th International Conference on Mobile Computing, Applications and Services*, ICST, 2014.
- [108] E. Kanjo, E. M. G. Younis, and C. S. Ang, “Deep Learning Analysis of Mobile Physiological, Environmental and Location Sensor Data for Emotion Detection,” *Journal of Information Fusion*, pp. 1–33, 2018.
- [109] E. Kanjo, E. M. Younis, and N. Sherkat, “Towards unravelling the relationship between on-body, environmental and emotion data using sensor information fusion approach,” *Information Fusion*, vol. 40, pp. 18–31, Mar. 2018.
- [110] L. Peng, L. Chen, Z. Ye, and Y. Zhang, “AROMA: A Deep Multi-Task Learning Based Simple and Complex Human Activity Recognition Method Using Wearable Sensors,” *Proc. ACM Interact. Mob. Wearable Ubiquitous Technol. Proc. ACM Interact. Mob. Wearable Ubiquitous Technol.*, vol. 2, no. 74, 2018.
- [111] V. Radu, N. D. Lane, C. Tong, S. Bhattacharya, C. Mascolo, M. K. Marina, and F. Kawsar, “Multimodal Deep Learning for Activity and Context Recognition,” *Proc. ACM Interact. Mob. Wearable Ubiquitous Technol.*, vol. 1, no. 4, pp. 127–157, 2017.
- [112] D. Opris, S. Pintea, A. Garc’ia-Palacios, C. Botella, S. Szamoskozi, and D. David, “Virtual reality ex- posture therapy in anxiety disorders: a quantitative meta-analysis,” *Depression and Anxiety*, vol. 29, no. 2, pp. 85–93, Feb. 2012.
- [113] K. Meyerbrocker and P. M. G. Emmelkamp, “Virtual reality exposure therapy in anxiety disorders: a systematic review of process-and-outcome studies,” *Depression and Anxiety*, vol. 27, no. 10, pp. 933–944, Aug. 2010.
- [114] D. Freeman, J. Bradley, A. Antley, E. Bourke, N. DeWeever, N. Evans, E. Cernis, B. Sheaves, F. Waite, G. Dunn, M. Slater, and D. M. Clark, “Virtual reality in the treatment of persecutory delusions: Randomised controlled experimental study testing how to reduce delusional conviction,” *British Journal of Psychiatry*, vol. 209, no. 01, pp. 62–67, Jul. 2016.
- [115] M. B. Powers and P. M. G. Emmelkamp, “Virtual reality exposure therapy for anxiety disorders: A meta-analysis,” 2008.
- [116] N. Morina, H. Ijntema, K. Meyerbrocker, and P. M. G. Emmelkamp, “Can virtual reality exposure therapy gains be generalized to real-life? A meta-analysis of studies applying behavioral assessments,” *Behaviour Research and Therapy*, vol. 74, pp. 18–24, Nov. 2015.
- [117] P. Washington, C. Voss, N. Haber, S. Tanaka, J. Daniels, C. Feinstein, T. Winograd, and D. Wall, “A Wearable Social Interaction Aid for Children with Autism,” *Proceedings of the 2016 CHI Conference Extended Abstracts on Human Factors in Computing Systems - CHI EA ’16*, 2016.
- [118] E. B. Foa, E. Hembree, and B. Rothbaum, *Prolonged Exposure Therapy for PTSD: Therapist Guide*. Oxford University Press, Mar. 2007.
- [119] M. Gerardi, J. Cukor, J. Difede, A. Rizzo, and B. O. Rothbaum, “Virtual Reality Exposure Therapy for Post-Traumatic Stress Disorder and Other Anxiety Disorders,” 2010.
- [120] L. Gregg and N. Tarrier, “Virtual reality in mental health,” *Social Psychiatry and Psychiatric Epidemiology*, vol. 42, no. 5, pp. 343–354, May 2007.
- [121] R. P. Nolan, M. V. Kamath, J. S. Floras, J. Stanley, C. Pang, P. Picton, and Q. R. Young, “Heart rate variability biofeedback as a behavioral neurocardiac intervention to enhance vagal heart rate control,” *American Heart Journal*, vol. 149, no. 6, pp. 1–1137, Jun. 2005.
- [122] Y. Kotozaki, H. Takeuchi, A. Sekiguchi, Y. Yamamoto, T. Shinada, T. Araki, K. Takahashi, Y. Taki, T. Ogino, M. Kiguchi, and R. Kawashima, “Biofeedback-based training for stress management in daily hassles: an intervention study,” *Brain and behavior*, vol. 4, no. 4, pp. 566–579, Jul. 2014.
- [123] N. Kudo, @. Hitomi, S. @bullet, and H. Kodama, “Heart Rate Variability Biofeedback Intervention for Reduction of Psychological Stress During the Early Postpartum Period,” *Applied Psychophysiology and Biofeedback*, vol. 39, no. 3–4, pp. 203–211, 2014.

- [124] A. L. Wheat and K. T. Larkin, "Biofeedback of Heart Rate Variability and Related Physiology: A Critical Review," *Applied Psychophysiology and Biofeedback*, vol. 35, no. 3, pp. 229–242, Sep. 2010.
- [125] K. Woodward and E. Kanjo, "Things of the Internet (ToI)," in *Proceedings of the 2018 ACM International Joint Conference and 2018 International Symposium on Pervasive and Ubiquitous Computing and Wearable Computers - UbiComp '18*, 2018, pp. 1228–1233.
- [126] C. Vaucelle, L. Bonanni, and H. Ishii, "Design of haptic interfaces for therapy," in *Proceedings of the 27th international conference on Human factors in computing systems - CHI 09*, New York, New York, USA: ACM Press, 2009, p. 467.
- [127] M. Bruns, A. David, V. Keyson, and C. C. M. Hummels, "Squeeze, Rock, and Roll: Can Tangible Interaction with Affective Products Support Stress Reduction?" *Proceedings of the 2nd international conference on Tangible and embedded interaction - TEI '08*, 2008.
- [128] J. Joormann, M. Siemer, and I. H. Gotlib, "Mood Regulation in Depression: Differential Effects of Distraction and Recall of Happy Memories on Sad Mood," 2007.
- [129] V. Carr, "Patients' techniques for coping with schizophrenia: An exploratory study," *British Journal of Medical Psychology*, vol. 61, no. 4, pp. 339–352, Dec. 1988.
- [130] C. L. Walters, "The Psychological and Physiological Effects of Vibrotactile Stimulation, Via a Somatron, on Patients Awaiting Scheduled Gynecological Surgery," *Journal of Music Therapy*, vol. 33, no. 4, pp. 261–287, Dec. 1996.
- [131] J. Klamet, D. J. C. Matthies, and M. Minge, "WeaRelaxAble," in *Proceedings of the 3rd International Workshop on Sensor-based Activity Recognition and Interaction - iWOAR '16*, New York, New York, USA: ACM Press, 2016, pp. 1–6.
- [132] B. Corbett, C. S. Nam, and T. Yamaguchi, "The Effects of Haptic Feedback and Visual Distraction on Pointing Task Performance," *International Journal of Human-Computer Interaction*, vol. 32, no. 2, pp. 89–102, Feb. 2016.
- [133] P. Paredes and M. Chan, "CalmMeNow," in *Proceedings of the 2011 annual conference extended abstracts on Human factors in computing systems - CHI EA '11*, New York, New York, USA: ACM Press, 2011, p. 1699.
- [134] C. Kelling, D. Pitaro, and J. Rantala, "Good vibes," in *Proceedings of the 20th International Academic Mindtrek Conference on - AcademicMindtrek '16*, New York, New York, USA: ACM Press, 2016, pp. 130–136.
- [135] R. T. Azevedo, N. Bennett, A. Bilicki, J. Hooper, F. Markopoulou, and M. Tsakiris, "The calming effect of a new wearable device during the anticipation of public speech," *Scientific Reports*, vol. 7, no. 1, p. 2285, 2017.
- [136] R.-H. Liang, B. Yu, M. Xue, J. Hu, and L. M. G. Feijs, "BioFidget: Biofeedback for Respiration Training Using an Augmented Fidget Spinner," *Extended Abstracts of the 2018 CHI Conference on Human Factors in Computing Systems - CHI '18*, 2018.
- [137] S.-H. Seo and J.-T. Lee, "Stress and EEG," in *Convergence and Hybrid Information Technologies*, 2012.
- [138] S. H. Cady and G. E. Jones, "Massage therapy as a workplace intervention for reduction of stress.," *O Perceptual and Motor Skills*, vol. 84, pp. 157–158, 1997.
- [139] D. MacLean, A. Roseway, and M. Czerwinski, "MoodWings," in *Proceedings of the 6th International Conference on Pervasive Technologies Related to Assistive Environments - PETRA '13*, New York, New York, USA: ACM Press, 2013, pp. 1–8.
- [140] J. Frey and I. D. C. Herzliya, "Remote Biofeedback Sharing. Opportunities and Challenges.," *Proceedings of the ACM International Joint Conference on Pervasive and Ubiquitous Computing*, pp. 730–733, 2018.
- [141] K. Woodward, E. Kanjo, S. Burton, and A. Oikonomou, "EmoEcho : A Tangible Interface to Convey and Communicate Emotions," *Proceedings of the ACM International Joint Conference on Pervasive and Ubiquitous Computing*, 2018.
- [142] C. Wu, "Vector Space Representation of Bluetooth Encounters for Mental Health Inference," *Proceedings of the ACM International Joint Conference on Pervasive and Ubiquitous Computing*, pp. 1691–1699, 2018.
- [143] T. Shibata and K. Wada, "Robot Therapy: A New Approach for Mental Healthcare of the Elderly – A Mini-Review," *Gerontology*, vol. 57, no. 4, pp. 378–386, 2011.
- [144] B. D. Argall and A. G. Billard, *A survey of Tactile HumanRobot Interactions*, 2010.
- [145] S. Jeong, M. Zisook, L. Plummer, C. Breazeal, P. Weinstock, D. E. Logan, M. S. Goodwin, S. Graca, B. O'Connell, H. Goodenough, L. Anderson, N. Stenquist, and K. Fitzpatrick, "A Social Robot to Mitigate Stress, Anxiety, and Pain in Hospital Pediatric Care," in *Proceedings of the Tenth Annual ACM/IEEE International Conference on Human-Robot Interaction Extended Abstracts - HRI '15 Extended Abstracts*, New York, New York, USA: ACM Press, 2015, pp. 103–104.
- [146] D. Ben-Zeev, E. A. Scherer, R. Wang, H. Xie, and A. T. Campbell, "Next-generation psychiatric assessment: Using smartphone sensors to monitor behaviour and mental health.," *Psychiatric Rehabilitation Journal*, vol. 38, no. 3, pp. 218–226, 2015.
- [147] A. Pantelopoulos and N. Bourbakis, "A Survey on Wearable Sensor-Based Systems for Health Monitoring and Prognosis," *IEEE Transactions on Systems, Man, and Cybernetics, Part C (Applications and Reviews)*, vol. 40, no. 1, pp. 1–12, Jan. 2010.
- [148] B. E. Belsher, D. J. Smolenski, L. D. Pruitt, N. E. Bush, E. H. Beech, D. E. Workman, R. L. Morgan, D. P. Evatt, J. Tucker, and N. A. Skopp, "Prediction Models for Suicide Attempts and Deaths," *JAMA Psychiatry*, Mar. 2019.
- [149] J. Frey and J. Cauchard, "Remote Biofeedback Sharing, Opportunities and Challenges," *Proceedings of the ACM International Joint Conference on Pervasive and Ubiquitous Computing: Adjunct*, Aug. 2018.
- [150] N. Chaitanya M., S. Jayakkumar, E. Chong, and C. Yeow, "A wearable, EEG-based massage headband for anxiety alleviation," in *2017 39th Annual International Conference of the IEEE Engineering in Medicine and Biology Society (EMBC)*, vol. 2017, IEEE, Jul. 2017, pp. 3557–3560.
- [151] R. Williams, "Why is it difficult to achieve e-health systems at scale?" *Information, Communication & Society*, vol. 19, no. 4, pp. 540–550, Apr. 2016.
- [152] T. Guo, "Cloud-Based or On-Device: An Empirical Study of Mobile Deep Inference," in *2018 IEEE International Conference on Cloud Engineering (IC2E)*, IEEE, Apr. 2018, pp. 184–190.
- [153] European Commission, *Data protection — European Commission*, 2018.
- [154] Gov.uk, *Medical devices: EU regulations for MDR and IVDR - GOV.UK*, 2019. [Online]. Available: <https://www.gov.uk/guidance/medical-devices-euregulations-for-mdr-and-ivdr>.
- [155] I. Rodríguez, G. Cajamarca, V. Herskovic, C. Fuentes, and M. Campos, "Helping Elderly Users Report Pain Levels: A Study of User Experience with Mobile and Wearable Interfaces," *Mobile Information Systems*, vol. 2017, pp. 1–12, Nov. 2017.
- [156] M. Pakanen, A. Colley, J. Hakkilä, J. Kildal, and V. Lantz, "Squeezy bracelet," in *Proceedings of the 8th Nordic Conference on Human-Computer Interaction Fun, Fast, Foundational - NordiCHI '14*, New York, New York, USA: ACM Press, 2014, pp. 305–314.
- [157] F.-T. Sun, C. Kuo, H.-T. Cheng, S. Buthpitiya, P. Collins, and M. Griss, "Activity-Aware Mental Stress Detection Using Physiological Sensors," in Springer, Berlin, Heidelberg, Oct. 2012, pp. 211–230.
- [158] V. Mishra, "The Case for a Commodity Hardware Solution for Stress Detection," *Proceedings of the ACM International Joint Conference on Pervasive and Ubiquitous Computing: Adjunct*, pp. 1717–1728, 2018.

- [159] D. R. Sahoo, T. Neate, Y. Tokuda, J. Pearson, S. Robinson, S. Subramanian, M. Jones, Deepak, R. Sahoo, and J. Pear-Son, "Tangible Drops: A Visio-Tactile Display Using Actuated Liquid-Metal Droplets," *Proceedings of the 2018 CHI Conference on Human Factors in Computing Systems - CHI '18*, 2018.
- [160] Google, *Overview — Android Things — Android Developers*, 2018. [Online]. Available: [https://developer. android.com/things/get-started/](https://developer.android.com/things/get-started/).