

Stability Analysis of Simple and Online User Association Policies for Millimeter Wave Networks

Vaibhav Kumar Gupta and Gaurav S. Kasbekar

Abstract—In a millimeter wave (mmWave) network, user association— the process of deciding as to which base station (BS) a given user should associate with— is a crucial process which affects the throughput and delay performance seen by users in the network and the amount of load at each BS. In the existing research literature, the stability region of a user association policy, i.e., the set of user arrival rates for which the user association policy stabilizes the network, has not been analytically characterized for any user association policy for mmWave networks. In this paper, we study the user association problem in mmWave networks and compare the performance of four user association policies: Signal to Noise Ratio (SNR) based, Throughput based, Load based and Mixed. All these policies are simple, easy to implement, distributed and online. We use a Continuous Time Markov Chain (CTMC) model and Lyapunov function techniques to analytically characterize the stability region of each of the above four user association policies. We also evaluate the performance of the above four user association policies in a large mmWave network, in which link qualities fluctuate with time and users are mobile, via detailed simulations. Our results show that the Throughput based policy outperforms the other three user association policies in terms of stability region as well as delay performance.

Index Terms—mmWave Networks, User Association, Continuous Time Markov Chain, Stability.

I. INTRODUCTION

Millimeter Wave (mmWave) networking, which is a key fifth generation (5G) cellular network technology, is receiving significant attention from the research community due to its potential to effectively support high data rate wireless applications, e.g., large file transfers, high definition video streaming etc [1]. The currently deployed 4G Long Term Evolution Advanced (LTE-A) technology is faced with the spectrum scarcity problem. In contrast, mmWave communication takes place in high frequency bands— from 30 to 300 GHz— most of which are currently unused. Utilization of these high frequency bands significantly increases the amount of available bandwidth [2]. However, it is challenging to communicate using mmWave bands since they suffer from heavy attenuation of transmissions due to high path loss, low diffraction and high sensitivity to shadowing and blockage effects. Also, to overcome the high path loss, directional communication is used, which results in rapid variation of the qualities of links between transmitters and receivers. In addition, due to the large bandwidths used and directivity of transmissions, mmWave networks are noise limited, in contrast to sub-6GHz wireless

networks, which are interference limited; this results in new challenges in mmWave networking [3].

In cellular networks, irrespective of the technology used, each user needs to find a base station (BS) to associate with before exchanging its data. User association is a crucial process which affects the throughput and delay performance seen by users in the network and the amount of load at each BS [4]. The user association problem, i.e., the problem of deciding as to which BS a given user should associate with, has been extensively studied in the context of sub-6GHz wireless networks, e.g., in [5]–[12]. The signal to noise ratio (SNR) based association mechanism has been adopted by the IEEE 802.15.3c and IEEE 802.11ad mmWave network standards [13]; in this mechanism, each user associates with the BS with which it has the largest SNR. However, the SNR based association mechanism can result in an uneven load distribution in the system, with a few BSs being heavily loaded and others being underutilized, poor throughput and delay performance achieved by users or even instability of the network [14], [15]. User association schemes for mmWave networks have been proposed in [13], [15]–[28]; see Section II for a review. However, for most user association schemes proposed in the prior literature, there are no proven guarantees on performance. In particular, to the best of our knowledge, in the existing research literature, the stability region of a user association policy, i.e., the set of user arrival rates for which the user association policy stabilizes the network, has not been analytically characterized for *any* user association policy for mmWave networks. This is the space in which we seek to contribute in this paper. In addition, in the model in most prior works, it is assumed that the number of users in the system is constant. In contrast, in the model in this paper, users arrive into and depart from the system over time, as in practice.

In this paper, we study the user association problem in mmWave networks and compare the performance of the following user association policies: SNR based, Throughput based, Load based and Mixed. In the SNR based policy, a user associates with the BS with which it has the highest SNR. In the Throughput based policy, a user associates with the BS with which it obtains the highest throughput. In the Load based policy, a user associates with the BS with the smallest number of existing associated users. In the Mixed policy, a user chooses the BS for which a linear combination of throughput and data rate achieved by the user is maximized. All these policies are simple, easy to implement, distributed and online, in contrast to user association algorithms proposed in several prior works, which are centralized and/ or require the system to solve a complex optimization problem. To implement these policies, a user only requires knowledge of

V. K. Gupta and G. Kasbekar are with Department of Electrical Engineering, Indian Institute of Technology (IIT), Bombay. Their email addresses are vaibhavgupta@ee.iitb.ac.in and gskasbekar@ee.iitb.ac.in respectively.

the link qualities from all the BSs in its range to it, and the number of users that are already associated with each BS in its range. This information can be easily obtained with the help of reference signals sent from each BS. We investigate the stability regions of the above four user association policies using a Continuous Time Markov Chain (CTMC) [29] model. For analytical tractability, we consider a simplified network model with two BSs. Users arrive according to a Poisson process and experience one of two possible data rates with each of the two BSs, depending on whether they have a Line of Sight (LoS) or Non-LoS (NLoS) link with the BS. Each arriving user selects one of the two BSs to associate with, using one of the above four user association policies. We use Lyapunov function techniques [29] to analytically characterize the stability region of each of the above four user association policies. Also, we validate the obtained analytical results via simulations. We also evaluate the performance of the above four user association policies in a large mmWave network, in which link qualities fluctuate with time and users are mobile, via detailed simulations. Our results show that the Throughput based policy outperforms the other three user association policies in terms of stability region as well as delay performance. In particular, the Throughput based policy consistently outperforms the Mixed policy. This is surprising since under a model similar to that in this paper, but in the context of sub-6GHz 802.11 Wireless Local Area Networks (WLANs), the Mixed policy was found to outperform the Throughput based policy [11] (see Section II for details). In addition, our results show that the performance of the SNR based policy is the worst among all the four user association policies.

The rest of this paper is organized as follows. The related research literature is reviewed in Section II. Our network and channel models are described in Section III. The various user association policies studied are formally defined in Section IV. The stability regions of these policies are characterized in Section V. The performance of these policies is evaluated via simulations in Section VI and conclusions are provided in Section VII.

II. RELATED WORK

The user association problem has been extensively studied in the context of sub-6GHz wireless networks, e.g., in [5]–[12]. In particular, an α -optimal user association algorithm for 4G cellular networks has been proposed in [5]. In this algorithm, different values of the parameter α correspond to different association rules—SNR based, throughput based, delay based and load based. User association taking into account load-balancing in HetNets has been studied as a utility maximization problem in [12]. A distributed algorithm based on dual decomposition has been proposed. The performance of online user association policies for IEEE 802.11 WLANs has been studied and the range of user arrival rates for which the system is stable has been analysed in [11]. The SNR, Throughput and Mixed policies in this paper are similar to the SNR, Selfish and RAT policies in [11]. However, there are several differences between the model in [11] and that in this

paper. In particular, in the model in this paper, a BS can have multiple radio frequency (RF) chains [30] and hence, a BS i can simultaneously communicate with up to m_i users. On the other hand, in the model in [11], each BS communicates with at most one user at a time. Also, in the model in [11], if \mathcal{X}_i is the set of users associated with BS i and r_{ij} is the data rate of user j associated with BS i , then the throughput that each user associated with BS i gets is $\frac{1}{\sum_{j \in \mathcal{X}_i} r_{ij}}$, whereas in the model in this paper, the throughput is given by (1). The Load based policy, whose stability region is characterized in this paper, was not studied in [11]. Finally, the results in [5]–[12] are in the context of sub-6GHz wireless networks. These results do not hold in the context of mmWave networks due to the different propagation characteristics of the mmWave channel as compared to the sub-6GHz channel.

We now briefly review the existing research literature on user association in mmWave networks; a detailed survey is provided in [14]. The user association problem has been studied with different objectives, such as maximizing energy and spectrum efficiency [16], [18], spectrum sharing [19], throughput maximization [20] and maximizing the capacity of the network [21]. In [22], the user association problem in a mmWave MIMO system was formulated as a mixed integer nonlinear optimization problem, taking into account the load of each BS, and a genetic algorithm was used to solve it. The user association problem in 60-GHz mmWave networks was investigated in [13] with the objective of balancing the load across different BSs. A non-convex optimization problem was formulated and a distributed subgradient algorithm based on Lagrangian duality was proposed. It was shown that the proposed algorithm outperforms the received signal strength based algorithm. In [23], the user association problem in 60-GHz mmWave networks was modeled as a linear optimization problem with the objective of maximizing the users' throughput. This problem was transformed into the minimum cost flow problem and a solution approach was proposed based on auction algorithms. In the same line of work, a joint user association and relaying problem was studied in [24]. A multi-dimensional integer optimization problem was formulated and an auction based algorithm was proposed as a solution approach. A mobility aware user association problem was investigated in [25]. A Markov chain based association policy was proposed to minimize the number of handovers between BSs. A cell association problem in hybrid HetNets with traditional macro cells and mmWave small cells was studied in [26]. The user association problem in 5G two-tier heterogeneous mmWave networks was investigated jointly with the spectrum allocation problem in [27]. A cell association problem considering the penalty cost for handovers and reallocation of resources and the intermittent nature of mmWave communication links was investigated in [28]. A two-stage BS selection algorithm for heterogeneous mmWave networks was proposed in [17].

However, there are no proven guarantees on performance for any of the user association schemes proposed in [13], [15]–[28]. To the best of our knowledge, a characterization of the

stability region has not been done in prior work for *any* user association policy for mmWave networks. In contrast, we analytically characterize the stability regions of the SNR based, Load based, Throughput based and Mixed association policies for mmWave networks in this paper. Also, LoS/ NLoS propagation and blockage effects in mmWave communication have not been considered in [13], [16], [18], [22]–[24]. Similarly, blockage and channel fading effects have not been considered in [21], [24], [25], [27]. LoS/ NLoS propagation, blockage and channel fading effects can significantly impact link qualities and user-BS association in mmWave networks and are taken into account in the model in this paper. In addition, in the model in [13], [19], [21]–[25], it is assumed that the number of users in the system is constant. In contrast, in the model in this paper, users arrive into and depart from the system over time, as in practice. Also, the user association algorithms proposed in [13], [19]–[24], [27], [28] are centralized and/ or require the system to solve a complex optimization problem. In contrast, all the user association policies studied in this paper are simple, easy to implement, distributed and online.

III. NETWORK AND CHANNEL MODEL

In this section, we describe the considered mmWave network model and channel model.

A. Network Model

We consider a mmWave wireless cellular network in which there are B base stations (BSs); let $\mathcal{B} = \{1, \dots, B\}$ be the set of BSs. Users arrive into the network according to some random process. The locations of the arriving users may possibly have a non-homogeneous spatial distribution. Each user has a data file to be transmitted. Upon arrival, each user selects a BS to associate with according to some association policy and then starts transmitting its file to the selected BS. In our model, users are mobile, and they randomly move about in the region in which the mmWave cellular network is deployed. Also, the qualities of the links between the users and BSs randomly fluctuate with time. Each time a user moves to a new location outside the range of the BS, say i , it is associated with, or the quality of the link between the user and the BS i it is associated with deteriorates, the user re-runs the association policy being used to select a BS, say i' , to associate with, and starts the transfer of the remainder of its file by transmitting it to BS i' . Each user exits the network after its entire file has been transmitted. We assume that BS $i \in \mathcal{B}$ has m_i radio frequency (RF) chains [30], where $m_i \geq 1$. Using each RF chain, a BS is able to form one beam; hence, BS i is able to simultaneously exchange data with up to m_i users. However, we assume that each user only has a single RF chain; note that this is often the case in practice since there are constraints on the sizes of user equipment.

B. Channel Model

Recall that mmWave communication occurs at high frequencies (30 - 300 GHz), and mmWave channels have propagation

characteristics that are completely different from those of channels used in sub-6GHz communication. Since communication in mmWave bands is highly directional and these bands have large bandwidths, mmWave channels are noise-limited [1], [2]; hence, we take into account only thermal noise and neglect interference. Note that similar assumptions have been made in several prior works, e.g., [13], [30]. Also, mmWave propagation experiences high path loss, low diffraction, high penetration losses and high susceptibility to blocking. Path loss is typically modeled using a non-linear function of the distance between a BS and a user and the path loss exponent [31]. Also, due to the blocking effect, a link between a BS and a user may be Line of Sight (LoS) or Non-LoS (NLoS). We use the probabilistic model for blocking described in [31]: in this model, the probability that the link between BS i and user j is LoS is some function of the distance between BS i and user j . The path loss exponent for LoS propagation, say α_l , is less than that for NLoS propagation, say α_n , i.e., $\alpha_l < \alpha_n$. Next, the data rate achievable between a BS and a user depends on the quality of the link between them. In our model, the data rate is a function of the SNR of the link, e.g., it may be given by the Shannon capacity formula.

IV. USER ASSOCIATION POLICIES

Our objective is to compare the performance of various user association policies in the context of the mmWave network and channel models described in Section III. In this section, we describe various user association policies; their performance is evaluated via analysis and simulations in the following sections.

Let \mathcal{X}_i be the set of users associated with BS i and $|\mathcal{X}_i| = X_i$. We assume that BS i allocates its available m_i RF chains for equal fractions of time to all the users associated with it. If $X_i \leq m_i$, each user in \mathcal{X}_i is assigned a dedicated RF chain of BS i and hence the throughput achieved by a user in \mathcal{X}_i equals the data rate that it gets with BS i . However, if $m_i < X_i$, then each user in \mathcal{X}_i is served by BS i for a fraction $\frac{m_i}{X_i}$ of the time. Hence, the throughput of a user j associated with BS i at data rate r_{ij} can be expressed as follows:

$$\mathcal{T}_{ij} = \min(m_i, X_i) \frac{r_{ij}}{X_i}. \quad (1)$$

SNR Based Association Policy: In this policy, an arriving user j associates with the BS $a \in \mathcal{B}$ from which it would get the highest data rate after association (ties are broken at random), i.e.:

$$a = \operatorname{argmax}_{i \in \mathcal{B}} r_{ij}. \quad (2)$$

Intuitively, this policy seeks to ensure that communication takes place at high data rates between BSs and the users that they are associated with.

Load Based Association Policy: In this policy, an arriving user associates with the BS $a \in \mathcal{B}$ which has the minimum number of already associated users, i.e.,

$$a = \operatorname{argmin}_{i \in \mathcal{B}} X_i. \quad (3)$$

Intuitively, this policy attempts to balance the user load across the set of BSs, so as to ensure that no BS is overloaded or underutilized.

Throughput Based Association Policy: In this policy, an arriving user j associates with the BS $a \in \mathcal{B}$ from which it would get the highest throughput after association, *i.e.*,

$$a = \underset{i \in \mathcal{B}}{\operatorname{argmax}} \mathcal{T}_{ij}, \quad (4)$$

where \mathcal{T}_{ij} is given by (1). Intuitively, this policy seeks to ensure that data is transferred at high time-averaged rates (throughput) from users to the BSs that they are associated with. Note that by (1), the throughput of a user is proportional to the data rate it gets with the BS it is associated with and inversely proportional to the total number of users associated with the BS. Hence, the Throughput based policy seeks to ensure that data is transmitted at high data rates from users to BSs as well as to balance the user load across different BSs.

Mixed Association Policy: For an arriving user j , consider the following function:

$$g(i) = \mathcal{T}_{ij} + \theta r_{ij}, \quad i \in \mathcal{B}, \quad (5)$$

where θ is a non-negative constant. The arriving user calculates the value of $g(i)$, $\forall i \in \mathcal{B}$, and the BS, say a , for which the value of $g(\cdot)$ is the highest is selected for association, *i.e.*:

$$a = \underset{i \in \mathcal{B}}{\operatorname{argmax}} g(i). \quad (6)$$

This is referred to as the Mixed association policy as it considers both throughput achieved by the user and the data rate of the user. A motivation for considering this policy is that a similar policy, *RAT*, was found to perform well in the context of user association in sub-6GHz 802.11 WLANs in [11], [32]. A typical value of the parameter θ in (5) is 0.2; this value was found to result in good performance of the policy in [11], [32].

Note that all the above policies (SNR Based, Load Based, Throughput Based and Mixed) are simple, easy to implement, distributed and online. To implement these policies, a user only requires knowledge of the link qualities from all the BSs in its range to it, and the number of users that are already associated with each BS in its range. This information can be easily obtained with the help of reference signals sent from each BS.

V. STABILITY ANALYSIS OF USER ASSOCIATION POLICIES

In this section, we present a characterization of the stability regions of the user association policies described in Section IV. For tractability, we analyze a simplified version of the model described in Section III; this simplified model is presented in Section V-A. A continuous time Markov chain (CTMC) model [33] is used for the stability analysis; this model and some background are provided in Section V-B. Finally, the stability analysis of the user association policies is provided in Section V-C.

A. Simplified Network Model

We consider a mmWave network with two BSs $\{1, 2\}$ located at the centres of two square hotspots as shown in

Fig. 1. For example, the squares may be two conference halls separated by a partition. Users arrive into the network according to a Poisson process with parameter λ . Each user has a data file to be transmitted. Suppose the sizes of the files of different users are independent and exponentially distributed random variables with parameter μ . Upon arrival, each user associates with one of the two BSs, selected according to some association policy. After association, the user starts transmitting its file to the BS it associated with, and departs from the system once its file has been transmitted completely.

For tractability, we assume that the propagation link between a user and a BS can be in one of two possible states: LoS and NLoS; similar models have been used in [17], [21], [31]. In particular, the link between a user and the BS at the centre of the square in which the user is located is LoS and the link between the user and the other BS is NLoS. Let the data rates supported by BSs over NLoS and LoS links be c_1 and c_2 respectively, where $c_2 > c_1$. Then, an arriving user can associate with a BS at a rate either c_1 or c_2 . A rate vector $\mathcal{R} = (r_{1j}, r_{2j})$ represents that a user j can associate with BS 1 (respectively, BS 2) at rate r_{1j} (respectively, r_{2j}). Note that (c_1, c_2) and (c_2, c_1) are the two possible rate vectors for an arriving user. The rate vector is (c_2, c_1) (respectively, (c_1, c_2)) if the user arrives in the left (respectively, right) square. For tractability, we assume that the rate vector of a given user remains the same from its instant of arrival into the network until its departure. Suppose each arriving user has a rate vector (c_2, c_1) with probability p_1 and (c_1, c_2) with probability $p_2 = 1 - p_1$. Then the pair (λ, p_1) parametrizes the arrival process in the system.

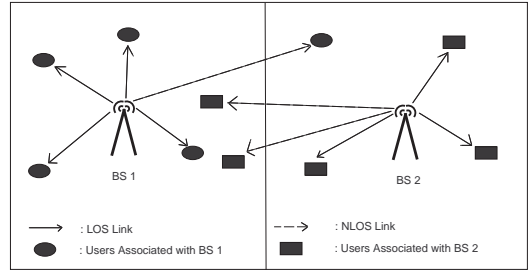


Fig. 1: Simplified model with two BSs located at the centres of two square hotspots. The link between a user and the BS in the same square (respectively, other square) is LoS (respectively, NLoS) as shown in the figure by a solid (respectively, dotted) arrow.

B. CTMC Model Used for Stability Analysis, and Background

Under the model described in Section V-A, for an arrival process parametrized by a given pair (λ, p_1) , a fixed user association policy induces a CTMC [33]. A state, say s , of this CTMC is given by:

$$s = \begin{pmatrix} X_{11} & X_{12} \\ X_{21} & X_{22} \end{pmatrix}, \quad (7)$$

where for $k \in \{1, 2\}$ and $r \in \{1, 2\}$, X_{kr} denotes the number of users associated with BS k at rate c_r . We use the

concepts of *recurrent* and *transient* CTMCs [33] to model the stability and instability of the system. Under a given user association policy, the system is stable (respectively, unstable) if the induced CTMC is positive recurrent (respectively, null recurrent or transient) [33]. The set of all pairs (λ, p_1) for which the system is stable is referred to as the *stability region* of the user association policy. Also, the set of all pairs (λ, p_1) for which there exists a user association policy that stabilizes the system is referred to as the *capacity region* of the system. Note that the stability region of every user association policy is a subset of the capacity region.

Next, the transition rate [33] out of a state s is the reciprocal of the expected amount of time for which the system stays in the state s . If $X_{k1} + X_{k2} > 0$, then by (1), the throughput of each user associated with BS k at rate c_1 (respectively, c_2) is $\min(m_k, (X_{k1} + X_{k2})) \frac{c_1}{X_{k1} + X_{k2}}$ (respectively, $\min(m_k, (X_{k1} + X_{k2})) \frac{c_2}{X_{k1} + X_{k2}}$). So if $(X_{11} \neq 0$ or $X_{12} \neq 0)$ and $(X_{21} \neq 0$ or $X_{22} \neq 0)$, then the total transition rate out of state s is given by:

$$\begin{aligned} \nu(s) = & \lambda + \mu \min(m_1, (X_{11} + X_{12})) \frac{X_{11}c_1 + X_{12}c_2}{X_{11} + X_{12}} \\ & + \mu \min(m_2, (X_{21} + X_{22})) \frac{X_{21}c_1 + X_{22}c_2}{X_{21} + X_{22}}. \end{aligned} \quad (8)$$

The first term in the above expression is the arrival rate of users and the second (respectively, third) term is the departure rate from BS 1 (respectively, BS 2). If there are no associated users with BS 1 (respectively, BS 2), *i.e.*, $X_{11} = X_{12} = 0$ (respectively, $X_{21} = X_{22} = 0$), then the transition rate is given by (8) with the second (respectively, third) term removed from the RHS.

Next, we consider the embedded discrete time Markov chain (EDTMC) [33] corresponding to the above CTMC. An EDTMC is a DTMC obtained by sampling a CTMC at the transition instants [33]. The transition probabilities of this EDTMC are as follows. If $X_{kr} \neq 0$, then the probability of transition from state s to the state reached when the departure of a user associated with BS k at rate c_r occurs is given by:

$$\min(m_k, X_{k1} + X_{k2}) \frac{\mu X_{kr} c_r}{X_{k1} + X_{k2}} \nu(s). \quad (9)$$

Recall that the rate vector of a new user is (c_2, c_1) (respectively, (c_1, c_2)) with probability p_1 (respectively, p_2). Let $p_{total}(s, k, r)$ be the sum of the probabilities of all the rate vectors of a new user for which the user joins BS k at rate c_r . Then, the transition probability from state s to the state reached when a user joins BS k at rate c_r is given by:

$$\frac{\lambda p_{total}(s, k, r)}{\nu(s)}. \quad (10)$$

For example, under the SNR based association policy, the transition probability from state s to the state reached when a new user associates with BS 1 (respectively, BS 2) at rate c_2 is $\frac{\lambda p_1}{\nu(s)}$ (respectively, $\frac{\lambda p_2}{\nu(s)}$).

Now, consider a discrete time Markov chain (DTMC) with state space S . Let the transition probability from state m to state n be p_{mn} . Given a function $V : S \rightarrow \mathfrak{R}$, the *drift* [29] in state m is defined as follows:

$$\Delta V(m) = \sum_{n \in S} p_{mn} (V(n) - V(m)). \quad (11)$$

We now state two theorems from [29], which we use to prove stability and instability of the Markov chains induced under various user association policies.

Theorem 1: Consider an irreducible DTMC and let S_0 be a finite set such that $S_0 \subset S$, where S is the state space. Suppose for some function $V : S \rightarrow \mathfrak{R}$ and for some $\epsilon > 0$:

$$\inf_{x \in S} V(x) > -\infty, \quad (12)$$

$$\sum_{n \in S} p_{mn} V(n) < \infty, \quad \forall m \in S_0, \quad (13)$$

$$\Delta V(m) \leq -\epsilon, \quad \forall m \notin S_0. \quad (14)$$

Then the DTMC is positive recurrent.

Theorem 2: Consider an irreducible DTMC and let S_0 be a finite set such that $S_0 \subset S$, where S is the state space. Let $V : S \rightarrow \mathfrak{R}$ be a function such that:

$$\Delta V(m) \geq 0, \quad \forall m \notin S_0, \quad (15)$$

$$\begin{aligned} V(n) & > V(m) \text{ for some } n \notin S_0 \\ & \text{and all } m \in S_0, \end{aligned} \quad (16)$$

$$\inf_{x \in S} V(x) > -\infty, \quad (17)$$

$$\sum_{n \in S} p_{mn} |V(n) - V(m)| \leq B, \quad \forall m \in S, \quad (18)$$

for some $B < \infty$. Then the DTMC is null recurrent or transient.

To prove the stability or instability of a Markov chain using Theorem 1 or 2, the key challenge is to find a function $V(\cdot)$ that satisfies the conditions in the theorem. Such a function $V(\cdot)$ is known as a *Lyapunov function* [29].

C. Stability Analysis

We now present a stability analysis of different user association policies. Throughout this section, for algebraic simplicity, c_1 is normalized to 1. The proofs of all the analytical results in this section are relegated to the Appendix.

The following result characterizes the capacity region of the system for the special case $m_1 = m_2 = 1$.

Theorem 3: For $m_1 = m_2 = 1$, the system can be stabilized iff $\lambda < \lambda^*$, where $\lambda^* = \frac{\mu c_2 (1 + c_2)}{\max(p_1, p_2) c_2 + \min(p_1, p_2)}$.

The following result characterizes the stability region of the SNR based policy.

Theorem 4: Under the SNR based policy, the system is stable iff $\lambda < \mu c_2 \min\left(\frac{m_1}{p_1}, \frac{m_2}{p_2}\right)$.

From Theorem 4, it can be seen that as the number of RF chains per BS increases, the stability region of the SNR policy expands, which is consistent with intuition, since the capacity of a BS to serve users is higher when it has more RF chains. Also, from Theorems 3 and 4, it follows that if $m_1 = m_2 = 1$ and $p_1 = p_2 = 0.5$, then the SNR based policy is maximally stable. However, for $p_1 \neq 0.5$, the SNR based policy is sub-optimal. Intuitively, this is because when $m_1 = m_2 = 1$, the capacities of the two BSs to serve users are equal; also, when $p_1 = p_2 = 0.5$, the SNR based policy splits the arriving user load equally across the two BSs and

all users are served at the higher rate c_2 , which results in the SNR based policy being maximally stable. However, when $p_1 > 0.5$ (respectively, $p_1 < 0.5$), BS 1 (respectively, BS 2) is overloaded and BS 2 (respectively, BS 1) is underutilized under the SNR based policy, which results in the policy being sub-optimal.

The following result characterizes the stability region of the Load based policy.

Theorem 5: (a) If $c_2 = 2$, then under the Load based policy, the system is unstable if $\lambda \geq \frac{2\mu(m_1+m_2)}{1+\min(p_1,p_2)}$. (b) If $c_2 = 2$ and $m_1 = m_2 = 1$, then under the Load based policy, the system is stable if $\lambda < \mu$.

Note that as the number of RF chains per BS increases, the upper bound, $\frac{2\mu(m_1+m_2)}{1+\min(p_1,p_2)}$, on the stability region of the Load based policy provided by Theorem 5(a) increases, which is consistent with intuition, since the capacity of a BS to serve users is higher when it has more RF chains.

It is difficult to characterize the stability regions of the Throughput based and Mixed policies for arbitrary values of m_1, m_2 and p_1 . However, we have obtained stability results for the two policies for the special cases of completely non-uniform ($p_1 = 1$) and completely uniform ($p_1 = 0.5$) spatial distributions of arriving users.

Theorem 6: Suppose $c_2 = 2$. (a) If $p_1 = 1$ and $m_1 = m_2 = 1$, then under the Throughput based policy, the system is stable for all $\lambda < 3\mu$. (b) If $p_1 = m_1 = 1$ and $m_2 = 2$, then under the Throughput based policy, the system is stable for all $\lambda < \frac{13}{4}\mu$. (c) If $p_1 = 0.5, m_1 = m_2 = 1$, then under the Throughput based policy, the system is stable for all $\lambda < \frac{4}{3}\mu$.

Theorem 7: Suppose $\theta = 0.2$. (a) Let $m_1 = m_2 = 1$. For $p_1 = 0.5$ and arbitrary c_2 , under the Mixed policy, the system is stable for $\lambda < 2\mu c_2$. If $p_1 = 1$ and $c_2 = 2$, then under the Mixed policy, the system is stable for $\lambda < (\sqrt{3} + 1)\mu$. (b) If $p_1 = m_2 = 1$ and $m_1 = c_2 = 2$, then under the Mixed policy, the system is stable for $\lambda < (3 + \sqrt{3})\mu$.

In Theorem 7, the parameter θ in (5) is assumed to be 0.2 for concreteness. Results similar to Theorem 7 can be shown for arbitrary values of $\theta > 0$. Next, note that in Theorem 7, in the case in which $p_1 = 1, c_2 = 2$ and $m_2 = 1$, when m_1 increases from 1 to 2, we are able to guarantee a larger stability region for the Mixed policy. This is consistent with intuition— when the number of RF chains at BS 1 increases, it can serve more users simultaneously, which increases its stability region. Next, from Theorems 3, 4 and 7, it can be seen that for a uniform spatial distribution of arriving users (i.e., $p_1 = 0.5$) and $m_1 = m_2 = 1$, the Mixed and SNR based policies are both maximally stable; if, additionally, $c_2 = 2$, then by Theorem 5(a), the Load based policy is sub-optimal.

VI. SIMULATIONS

We evaluate the performance of the user association policies described in Section IV via simulations in this section. In Section VI-A, we investigate as to how tight the analytical results obtained in Section V-C are. In Section VI-B, we

compare the performance of different user association policies using a realistic network model.

A. Simulation Results for Simplified Model

Consider the simplified model described in Section V-A with parameter values $c_1 = 1$ and $c_2 = 2$. The instability threshold, i.e., the minimum value of λ at which the system becomes unstable, under different user association policies has been plotted versus p_1 in the two plots of Fig. 2 for different values of m_1 and m_2 . In both plots, the Throughput based policy outperforms the SNR based, Load based and Mixed policies for all values of p_1 ; also, the plot on the left shows that for $m_1 = m_2 = 1$, the Throughput based policy is nearly maximally stable for all values of p_1 .

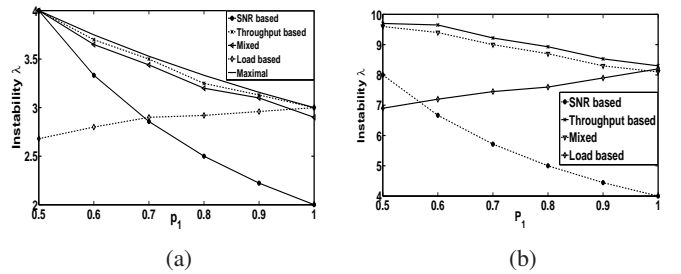


Fig. 2: The plot on the left (respectively, right) shows the minimum value of λ for which instability is observed under different user association policies vs probability p_1 for the simplified model. The parameter values $m_1 = m_2 = 1$ (respectively, $m_1 = 2, m_2 = 3$) and $\mu = 1$ are used. The plot on the left also shows λ^* in Theorem 3, which is the maximal instability threshold for any user association policy.

Fig. 3(a) compares the instability threshold obtained via simulations and the bound $\frac{2\mu(m_1+m_2)}{1+\min(p_1,p_2)}$ shown in Theorem 5(a) for the Load based policy. Fig. 3(b) compares the instability threshold obtained via simulations and the bound 3μ shown in Theorem 6(a) for the Throughput based policy. Fig. 4(a) (respectively, 4(b)) compares the instability threshold obtained via simulations and the bound $2\mu c_2$ (respectively, $(\sqrt{3} + 1)\mu$) shown in Theorem 7(a) for the Mixed policy for $p_1 = 0.5$ (respectively, $p_1 = 1$). From these four plots, it can be seen that the bounds proved in Theorems 5(a), 6(a) and 7(a) are quite close to the actual instability thresholds.

B. Simulation Results for Realistic Model

Consider the model described in Section III. Suppose B BSs are placed uniform at random in a 1 km^2 area such that the distance between any two BSs is at least d_{min} , where d_{min} is a parameter. Suppose the transmission power of each BS equals P , a constant. Let N_0 be the two sided noise power spectral density. The initial position of each arriving user is distributed uniformly at random in the square. We model the channels between BSs and users by considering path loss, lognormal shadowing, Rician fading and blocking [34]. In particular, the average received power at user j from BS i is proportional to $d_{ij}^{-\alpha}$, where d_{ij} is the distance between BS i and user

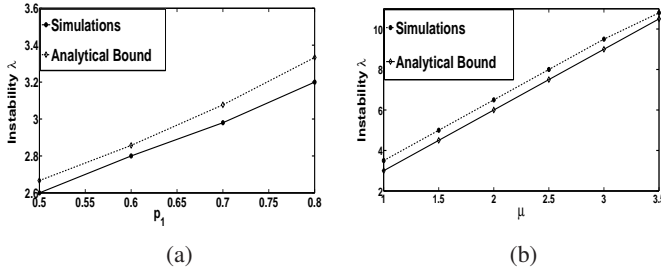


Fig. 3: The plot on the left (respectively, right) shows the minimum value of λ for which instability is observed under the Load based policy (respectively, Throughput based policy) and the analytical bound shown on it vs probability p_1 (respectively, parameter μ) for the simplified model. The parameter values $\mu = 1$ (respectively, $p_1 = 1$) and $m_1 = m_2 = 1$ are used.

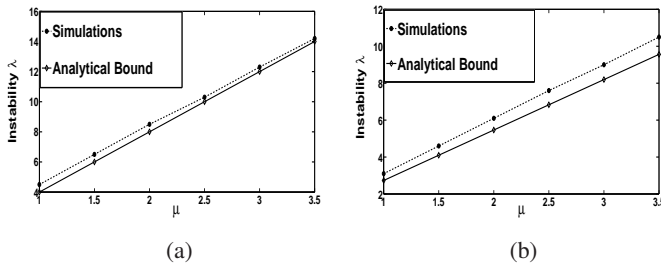


Fig. 4: The plot on the left (respectively, right) shows the minimum value of λ for which instability is observed under the Mixed policy and the analytical bound shown on it vs parameter μ for the simplified model. The parameter values $p_1 = 0.5$ (respectively, $p_1 = 1$) and $m_1 = m_2 = 1$ are used.

j and α is the path loss exponent. We use the probabilistic model described in [31] to model blocking. Specifically, the probability that the link between BS i and user j is LoS is:

$$P_{los} = e^{-d_{ij}/\beta} \quad (19)$$

where $\beta = 200$ m. The path loss exponent of the link between BS i and user j depends on whether the link is LoS or NLoS and can be expressed as follows:

$$\alpha(d_{ij}) = \begin{cases} \alpha_l, & \text{with probability } P_{los}, \\ \alpha_n, & \text{with probability } P_{nlos} = 1 - P_{los}, \end{cases} \quad (20)$$

where P_{los} is as in (19). The data rate r_{ij} achieved at a user j from a BS i is given by the Shannon capacity of the channel from the BS i to the user j . Users arrive into the network according to a Poisson process with parameter λ . Suppose the sizes of the files of different users are independent and exponentially distributed random variables with parameter μ . A random way point (RWP) model [35] has been adopted to model the mobility of the users present in the system. Specifically, at each point of a Poisson process with parameter λ_m , a randomly chosen user moves to a different location, selected at random. In addition, at each point of another Poisson process with parameter λ_c , the quality of the link of a randomly chosen user to the BS it is associated with changes. Let the K -factor values of Rician fading [34] for LoS and NLoS links be K_l and K_n respectively. Also, unless otherwise

TABLE I: Simulation Parameters for Realistic Model

Parameter	Value
P	46dBm
N_o	-90dBm/Hz
μ	100Gb
d_{min}	100m
α_l	3.5
α_n	5.7
K_l	12
K_n	5
Bandwidth	250MHz
λ_c	3
λ_m	1

mentioned, the parameter θ in the Mixed policy (see (5)) is taken to be 0.2. Table I shows the value of various simulation parameters [36] for realistic model.

We consider two types of systems– homogeneous and heterogeneous. In the homogeneous system, all BSs have equal numbers of RF chains. In the heterogeneous system, each of the odd numbered (respectively, even numbered) BSs has two (respectively, three) RF chains. Fig. 5(a) (respectively, Fig. 5(b)) shows the variation of the instability threshold, i.e., the minimum value of the user arrival rate, λ , at which the system becomes unstable, versus the number of BSs, B , in a heterogeneous (respectively, homogeneous) system. In both plots, the instability threshold increases as the number of BSs increases, which is consistent with intuition– more BSs can support a higher user load. For a homogeneous system, Fig. 6(a) shows the variation of the instability threshold versus the number of RF chains each BS has. It can be seen that the instability threshold increases as the number of RF chains increases; this is consistent with intuition since the greater the number of RF chains at a BS, the more the number of users that can be served simultaneously by the BS. Also, in all three plots (Figs. 5(a), 5(b) and 6(a)), the Throughput based policy outperforms the SNR based, Load based and Mixed policies and the performance of the SNR based policy is the worst among the four policies.

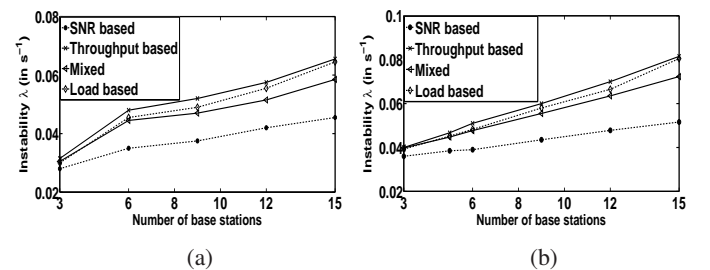


Fig. 5: The plot on the left (respectively, right) shows the minimum value of λ at which instability is observed vs the number of base stations, B , for a heterogeneous system (respectively, homogeneous system with 3 RF chains per BS).

Fig. 6(b) shows the variation of the instability threshold with the parameter θ in the Mixed policy (see (5)). The instability threshold decreases monotonically with the parameter θ . This is consistent with the trends observed in Figs. 5(a), 5(b) and 6(a) (in which the Throughput based policy outperforms the Mixed policy with $\theta = 0.2$, which in turn outperforms the

SNR based policy) because as θ increases, the Mixed policy changes from the Throughput based policy ($\theta = 0$) to the SNR based policy ($\theta = \infty$).

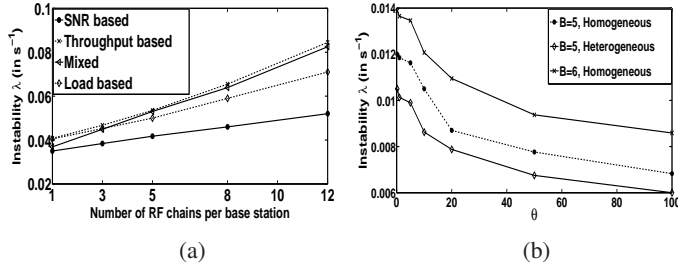


Fig. 6: The plot on the left (respectively, right) shows the minimum value of λ at which instability is observed vs the number of RF chains per BS (respectively, parameter θ in the Mixed policy) for a homogeneous system with $B = 5$ BSs (respectively, for homogeneous systems with $B = 5$ BSs and $B = 6$ BSs and a heterogeneous system with $B = 5$ BSs).

Let the delay experienced by a user be the difference between the time when it departs from the system after transmitting its complete file and the time of its arrival into the system. Fig. 7(a) (respectively, 7(b)) shows the variation of the average delay per user with the number of BSs (respectively, the number of RF chains per BS) for $\lambda = 0.01 s^{-1}$. Similar to the trends in Figs. 5(a), 5(b) and 6(a), the average delay monotonically decreases as the number of BSs, B , or the number of RF chains per BS increases. Also, similar to the trends in those plots, the average delay is the least (respectively, most) under the Throughput based policy (respectively, SNR based policy).

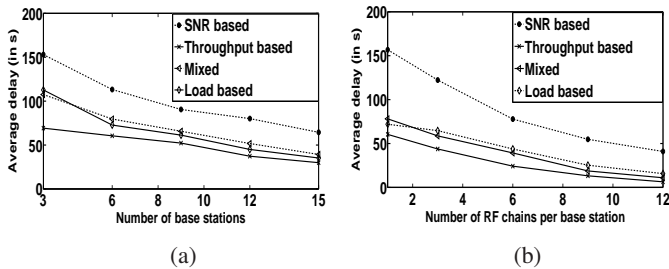


Fig. 7: The plot on the left (respectively, right) shows the average delay vs the number of BSs B (respectively, the number of RF chains per BS) for $\lambda = 0.01 s^{-1}$ for a homogeneous system in which each BS has 3 RF chains (respectively, there are $B = 5$ BSs).

In summary, our simulations show that the Throughput based policy outperforms the other three user association policies in terms of stability region as well as delay performance. In particular, the Throughput based policy consistently outperforms the Mixed policy. This is surprising since under a model similar to that in this paper, but in the context of sub-6GHz 802.11 Wireless Local Area Networks (WLANs), the Mixed policy was found to outperform the Throughput based policy [11].

The above trends can be intuitively explained as follows. In the model in [11], if \mathcal{X}_i is the set of users associated with BS i and r_{ij} is the data rate of user j associated with BS i , then the throughput that each user associated with BS i gets is $\frac{1}{\sum_{j \in \mathcal{X}_i} r_{ij}}$. Hence, even if *one* user is associated with

BS i at a low data rate, then *all* users associated with BS i get low throughput. In the Mixed policy, the term θr_{ij} in (5) discourages the association of users with BSs at low data rates. Hence, the Mixed policy outperforms the Throughput based policy under the model in [11]. However, in the model in this paper, the throughput of a user j associated with BS i is given by (1) and is independent of the data rates of the other users associated with BS i . Hence, the Throughput based policy outperforms the Mixed policy under the model in this paper.

VII. CONCLUSIONS

In this paper, we analytically characterized the stability regions of four user association policies– SNR based, Throughput based, Load based and Mixed– using a CTMC model and Lyapunov function techniques. Our results show that the bounds we analytically proved on the instability thresholds of various user association policies are quite close to the actual instability thresholds obtained via simulations. We also evaluated the performance of the above four user association policies in a large mmWave network, in which link qualities fluctuate with time and users are mobile, via detailed simulations. Our simulations show that the Throughput based policy outperforms the other three user association policies in terms of stability region as well as delay performance. In particular, the Throughput based policy consistently outperforms the Mixed policy. This is surprising since under a model similar to that in this paper, but in the context of sub-6GHz 802.11 Wireless Local Area Networks (WLANs), the Mixed policy was found to outperform the Throughput based policy [11].

APPENDIX

Proof of Theorem 3: The proof is similar to that of Theorem 3 in [11] and is omitted for brevity. ■

Proof of Theorem 4: Since (c_2, c_1) and (c_1, c_2) are the only possible rate vectors of an arriving user, each user associates at rate c_2 under the SNR based association policy. By the Poisson splitting property [33], there are independent Poisson arrivals at rate λp_1 at BS 1 and at rate λp_2 at BS 2. Hence, we analyze the systems at BS 1 and BS 2 separately.

(I) *At BS 1:* A CTMC is induced with state $s = (X_{12})$, because $X_{11} = 0$. We will use Theorem 1 to prove stability at BS 1. Consider the Lyapunov function $V(s) = X_{12}$.

Let $S_0 = \{s : X_{12} \leq m_1\}$ and $\Delta \tilde{V}(s) = \Delta V(s)\nu(s)$, where $\nu(s)$ is the total rate at which transitions out of state s occur. It is easy to show that $\nu(s)$ is lower and upper bounded by positive constants; hence, $\Delta \tilde{V}(s) \leq -\epsilon$ for some $\epsilon > 0$ and all $s \notin S_0$ iff $\Delta V(s) \leq -\epsilon'$ for some $\epsilon' > 0$ and all $s \notin S_0$. Now for $s \notin S_0$:

$$\Delta \tilde{V}(s) = \lambda p_1 + \frac{\mu m_1 X_{12} c_2}{X_{12}} (-1) \quad (21)$$

So, $\Delta\tilde{V}(s) \leq -\epsilon$ for all $s \notin S_0$ and some $\epsilon > 0$ if $\lambda < \frac{\mu m_1 c_2}{p_1}$. Hence, condition (14) in Theorem 1 is satisfied if $\lambda < \frac{\mu m_1 c_2}{p_1}$. It is easy to check that the other conditions in Theorem 1 are also satisfied.

(II) At BS 2: A CTMC is induced with state $s = (X_{22})$, because $X_{21} = 0$. By symmetry and using Theorem 1 with the Lyapunov function $V(s) = X_{22}$, it can be shown similar to the above analysis of the system at BS 1 that the system at BS 2 is stable if $\lambda < \frac{\mu m_1 c_2}{p_1}$.

Therefore, the system is stable at both BS 1 and BS 2 if $\lambda < \mu c_2 \min(\frac{m_1}{p_1}, \frac{m_2}{p_2})$.

Using the same Lyapunov functions as above, and Theorem 2, it can be shown that the system is unstable if $\lambda > \mu c_2 \min(\frac{m_1}{p_1}, \frac{m_2}{p_2})$. We omit the details for brevity.

The result follows. \blacksquare

Proof of Theorem 5:

Proof of part (a):

We prove part (a) using Theorem 2. Let,

$$V(s) = \left(\frac{X_{11} + X_{21}}{c_1} + \frac{X_{12} + X_{22}}{c_2} \right).$$

Define $\Delta\tilde{V}(s) = \Delta V(s)\nu(s)$, where $\nu(s)$ is the total rate with which transitions out of state s occur. Note that $\Delta\tilde{V}(s) \geq 0 \Leftrightarrow \Delta V(s) \geq 0$. We will show that $\Delta\tilde{V}(s) \geq 0 \forall s \notin S_0$ for $\lambda \geq \frac{2\mu(m_1+m_2)}{1+\min(p_1,p_2)}$, where the finite set $S_0 = \{(0 \ 0 \ 0)\}$.

Recall that $X_{11} + X_{12} = X_1$ and $X_{21} + X_{22} = X_2$. First, assume that X_{11}, X_{12}, X_{21} and X_{22} are all non zero.

Case 1: $m_1 \leq X_1$ and $m_2 \leq X_2$

(I) If $X_1 > X_2$, then an arriving user will associate with BS 2.

$$\begin{aligned} \Delta\tilde{V}(s) &= \lambda p_1 \left(\frac{1}{c_1} \right) + \lambda p_2 \left(\frac{1}{c_2} \right) + \frac{\mu X_{11} c_1 m_1}{X_{11} + X_{12}} \left(\frac{-1}{c_1} \right) \\ &\quad + \frac{\mu X_{12} c_2 m_1}{X_{11} + X_{12}} \left(\frac{-1}{c_2} \right) + \frac{\mu X_{21} c_1 m_2}{X_{21} + X_{22}} \left(\frac{-1}{c_1} \right) \\ &\quad + \frac{\mu X_{22} c_2 m_2}{X_{21} + X_{22}} \left(\frac{-1}{c_2} \right). \end{aligned} \quad (22)$$

So $\Delta\tilde{V}(s) = \lambda \left(\frac{p_1}{c_1} + \frac{p_2}{c_2} \right) - \mu(m_1 + m_2)$. Hence, using $c_1 = 1, c_2 = 2$ and $p_2 = 1 - p_1$, we get that $\Delta\tilde{V}(s) \geq 0$ iff $\lambda \geq \frac{2\mu(m_1+m_2)}{1+p_1}$.

(II) If $X_2 > X_1$, then an arriving user will associate with BS 1.

$$\Delta\tilde{V}(s) = \lambda p_1 \left(\frac{1}{c_2} \right) + \lambda p_2 \left(\frac{1}{c_1} \right) - \mu(m_1 + m_2). \quad (23)$$

So $\Delta\tilde{V}(s) = \lambda \left(\frac{p_1}{c_2} + \frac{p_2}{c_1} \right) - \mu(m_1 + m_2)$. Hence, $\Delta\tilde{V}(s) \geq 0$ iff $\lambda \geq \frac{2\mu(m_1+m_2)}{1+p_2}$.

(III) If $X_2 = X_1$, then an arriving user will choose BS 1 and BS 2 with equal probabilities.

$$\begin{aligned} \Delta\tilde{V}(s) &= \frac{\lambda p_1}{2} \left(\frac{1}{c_2} + \frac{1}{c_1} \right) + \frac{\lambda p_2}{2} \left(\frac{1}{c_1} + \frac{1}{c_2} \right) \\ &\quad - \mu(m_1 + m_2). \end{aligned} \quad (24)$$

$$\text{So } \Delta\tilde{V}(s) = \lambda \left(\frac{1}{c_2} + \frac{1}{c_1} \right) - \mu(m_1 + m_2). \quad (25)$$

$\Delta\tilde{V}(s) \geq 0$ iff $\lambda \geq \frac{2\mu(m_1+m_2)}{\frac{1}{c_2} + \frac{1}{c_1}} = \frac{2\mu(m_1+m_2)}{\frac{1}{2}+1}$. Since $\min(p_1, p_2) \leq \frac{1}{2}$, it follows that $\Delta\tilde{V}(s) \geq 0$ if $\lambda \geq \frac{2\mu(m_1+m_2)}{1+\min(p_1,p_2)}$.

Case 2: $m_1 > X_1$ and $m_2 \leq X_2$

(I) If $X_1 > X_2$, then an arriving user will associate with BS 2.

$$\begin{aligned} \Delta\tilde{V}(s) &= \lambda p_1 \left(\frac{1}{c_1} \right) + \lambda p_2 \left(\frac{1}{c_2} \right) - \frac{\mu X_{21} m_2}{X_{21} + X_{22}} \\ &\quad - \frac{\mu X_{22} m_2}{X_{21} + X_{22}} - \frac{\mu X_{11}(X_{11} + X_{12})}{X_{11} + X_{12}} \\ &\quad - \frac{\mu X_{12}(X_{11} + X_{12})}{X_{11} + X_{12}}. \end{aligned} \quad (26)$$

So $\Delta\tilde{V}(s) = \lambda \left(\frac{p_1}{c_1} + \frac{p_2}{c_2} \right) - \mu(X_{11} + X_{12}) - \mu m_2$. Since $m_1 > X_1 = X_{11} + X_{12}$, we get:

$\Delta\tilde{V}(s) \geq \lambda \left(\frac{p_1}{c_1} + \frac{p_2}{c_2} \right) - \mu m_1 - \mu m_2 \geq 0$ iff $\lambda \geq \frac{2\mu(m_1+m_2)}{1+p_1}$. So $\Delta\tilde{V}(s) \geq 0$ if $\lambda \geq \frac{2\mu(m_1+m_2)}{1+\min(p_1,p_2)}$.

(II) If $X_2 > X_1$, then an arriving user will associate with BS 1.

$$\begin{aligned} \Delta\tilde{V}(s) &= \lambda p_1 \left(\frac{1}{c_2} \right) + \lambda p_2 \left(\frac{1}{c_1} \right) - \frac{\mu X_{21} m_2}{X_{21} + X_{22}} \\ &\quad - \mu(X_{11} + X_{12}) - \mu m_2. \end{aligned} \quad (27)$$

So $\Delta\tilde{V}(s) = \lambda \left(\frac{p_1}{c_2} + \frac{p_2}{c_1} \right) - \mu(X_{11} + X_{12}) - \mu m_2$.

$\Delta\tilde{V}(s) \geq \lambda \left(\frac{p_1}{c_2} + \frac{p_2}{c_1} \right) - \mu m_1 - \mu m_2 \geq 0$ iff $\lambda \geq \frac{2\mu(m_1+m_2)}{1+p_2}$. So $\Delta\tilde{V}(s) \geq 0$ if $\lambda \geq \frac{2\mu(m_1+m_2)}{1+\min(p_1,p_2)}$.

(III) If $X_2 = X_1$, then an arriving user will choose BS 1 and BS 2 with equal probabilities.

$$\begin{aligned} \Delta\tilde{V}(s) &= \frac{\lambda p_1}{2} \left(\frac{1}{c_2} + \frac{1}{c_1} \right) + \frac{\lambda p_2}{2} \left(\frac{1}{c_1} + \frac{1}{c_2} \right) \\ &\quad - \mu(X_{11} + X_{12}) - \mu m_2. \end{aligned} \quad (28)$$

So $\Delta\tilde{V}(s) = \frac{\lambda}{2} \left(\frac{1}{c_2} + \frac{1}{c_1} \right) - \mu(X_{11} + X_{12}) - \mu m_2$.

$\Delta\tilde{V}(s) \geq \frac{\lambda}{2} \left(\frac{1}{c_2} + \frac{1}{c_1} \right) - \mu m_1 - \mu m_2 \geq 0$

iff $\lambda \geq \frac{2\mu(m_1+m_2)}{\frac{1}{c_2} + \frac{1}{c_1}} = \frac{2\mu(m_1+m_2)}{\frac{1}{2}+1}$. Since $\min(p_1, p_2) \leq \frac{1}{2}$, $\Delta\tilde{V}(s) \geq 0$ if $\lambda \geq \frac{2\mu(m_1+m_2)}{1+\min(p_1,p_2)}$.

Case 3: $m_1 \leq X_1$ and $m_2 > X_2$

This case is symmetrical with Case (b) and hence we omit the details.

Case 4: $m_1 > X_1$ and $m_2 > X_2$

(I) If $X_1 > X_2$, then an arriving user will associate with BS 2.

$$\begin{aligned} \Delta\tilde{V}(s) &= \lambda p_1 \left(\frac{1}{c_1} \right) + \lambda p_2 \left(\frac{1}{c_2} \right) \\ &\quad - \frac{\mu X_{11}(X_{11} + X_{12})}{X_{11} + X_{12}} - \frac{\mu X_{12}(X_{11} + X_{12})}{X_{11} + X_{12}} \\ &\quad - \frac{\mu X_{21}(X_{21} + X_{22})}{X_{21} + X_{22}} - \frac{\mu X_{22}(X_{21} + X_{22})}{X_{21} + X_{22}}. \end{aligned}$$

So $\Delta\tilde{V}(s) = \lambda \left(\frac{p_1}{c_1} + \frac{p_2}{c_2} \right) - \mu(X_{11} + X_{12} + X_{21} + X_{22})$. (29)

Since $m_1 > X_1$ and $m_2 > X_2$, $\Delta\tilde{V}(s) \geq \lambda \left(\frac{p_1}{c_1} + \frac{p_2}{c_2} \right) - \mu(m_1 + m_2) \geq 0$ iff $\lambda \geq \frac{2\mu(m_1+m_2)}{1+p_1}$.

Since $\min(p_1, p_2) \leq p_1$, $\Delta\tilde{V}(s) \geq 0$ if $\lambda \geq \frac{2\mu(m_1+m_2)}{1+\min(p_1, p_2)}$.

(II) If $X_2 > X_1$, then an arriving user will associate with BS 1.

$$\Delta\tilde{V}(s) = \lambda p_1 \left(\frac{1}{c_2} \right) + \lambda p_2 \left(\frac{1}{c_1} \right) - \mu(X_{11} + X_{12} + X_{21} + X_{22}). \quad (30)$$

$$\text{So } \Delta\tilde{V}(s) = \lambda \left(\frac{p_1}{c_2} + \frac{p_2}{c_1} \right) - \mu(X_{11} + X_{12} + X_{21} + X_{22}). \quad (31)$$

$\Delta\tilde{V}(s) \geq \lambda \left(\frac{p_1}{c_2} + \frac{p_2}{c_1} \right) - \mu(m_1 + m_2) \geq 0$ iff $\lambda \geq \frac{2\mu(m_1+m_2)}{1+p_2}$. Hence, $\Delta\tilde{V}(s) \geq 0$ if $\lambda \geq \frac{2\mu(m_1+m_2)}{1+\min(p_1, p_2)}$.

(III) If $X_2 = X_1$, then an arriving user will choose BS 1 and BS 2 with equal probabilities.

$$\Delta\tilde{V}(s) = \frac{\lambda p_1}{2} \left(\frac{1}{c_2} + \frac{1}{c_1} \right) + \frac{\lambda p_2}{2} \left(\frac{1}{c_1} + \frac{1}{c_2} \right) - \mu(X_{11} + X_{12} + X_{21} + X_{22}). \quad (32)$$

$$\text{So } \Delta\tilde{V}(s) = \frac{\lambda}{2} \left(\frac{1}{c_2} + \frac{1}{c_1} \right) - \mu(X_{11} + X_{12} + X_{21} + X_{22}). \quad (33)$$

$\Delta\tilde{V}(s) \geq \frac{\lambda}{2} \left(\frac{1}{c_2} + \frac{1}{c_1} \right) - \mu(m_1 + m_2) \geq 0$ iff $\lambda \geq \frac{2\mu(m_1+m_2)}{\frac{1}{c_2} + \frac{1}{c_1}} = \frac{2\mu(m_1+m_2)}{\frac{1}{2}+1}$. Since $\min(p_1, p_2) \leq \frac{1}{2}$, $\Delta\tilde{V}(s) \geq 0$ if $\lambda \geq \frac{2\mu(m_1+m_2)}{1+\min(p_1, p_2)}$.

Now let us consider the case when some out of X_{11} , X_{12} , X_{21} , X_{22} are zero. If $(X_{11} = 0, X_{12} \neq 0$ or $X_{12} = 0, X_{11} \neq 0)$ and/ or $(X_{21} = 0, X_{22} \neq 0$ or $X_{22} = 0, X_{21} \neq 0)$, then in each of the above cases, the term(s) in the RHS of the expression for $\Delta\tilde{V}(s)$ corresponding to those X_{ij} , $i, j \in \{1, 2\}$, which is/ are 0, disappear(s) and $\Delta\tilde{V}(s) \geq 0$ still holds. If $X_{11} = X_{12} = 0$ and $X_{21} + X_{22} \neq 0$, then in each of the above cases, the terms involving X_{11} , X_{12} disappear from the RHS of the expression for $\Delta\tilde{V}(s)$. Hence, $\Delta\tilde{V}(s) \geq 0$ still holds. Similarly, if $X_{21} = X_{22} = 0$ and $X_{11} + X_{12} \neq 0$, then the terms involving X_{21} , X_{22} disappear from the RHS of the expression for $\Delta\tilde{V}(s)$. Hence, $\Delta\tilde{V}(s) \geq 0$ still holds.

Thus, in all possible cases, $\Delta\tilde{V}(s) \geq 0$ holds. Hence, condition (15) in Theorem 2 holds. It is easy to check that all the other conditions in Theorem 2 hold. Hence, the system is unstable if $\lambda \geq \frac{2\mu(m_1+m_2)}{1+\min(p_1, p_2)}$.

The result follows.

Proof of part (b): We now prove part (b) using Theorem 1. Let $V(s) = X_{11} + X_{12} + X_{21} + X_{22}$ and define $\Delta\tilde{V}(s) = \Delta V(s)\nu(s)$ as in the proof of part (a). Let the finite set $S_0 = \left\{ \begin{pmatrix} 0 & 0 \\ 0 & 0 \end{pmatrix} \right\}$. It is easy to show that $\nu(s)$ is lower and upper bounded by positive constants; hence, $\Delta\tilde{V}(s) \leq -\epsilon$ for some $\epsilon > 0$ and all $s \notin S_0$ iff $\Delta V(s) \leq -\epsilon'$ for some $\epsilon' > 0$ and all $s \notin S_0$. We will show that $\Delta\tilde{V}(s) \leq -\epsilon \forall s \notin S_0$ when $\lambda < \mu$, where $\epsilon = \mu - \lambda > 0$. Recall that $X_1 = X_{11} + X_{12}$ and $X_2 = X_{21} + X_{22}$.

Fix a state $s = \begin{pmatrix} X_{11} & X_{12} \\ X_{21} & X_{22} \end{pmatrix} \notin S_0$.

Case 1: $X_1 = 0$

In this case, an arriving user will associate with BS 1.

$$\Delta\tilde{V}(s) = \lambda p_1 + \lambda p_2 + \frac{\mu X_{21} c_1}{X_{21} + X_{22}} (-1) + \frac{\mu X_{22} c_2}{X_{21} + X_{22}} (-1).$$

$$\text{So } \Delta\tilde{V}(s) = \lambda - \mu \frac{X_{21} c_1 + X_{22} c_2}{X_{21} + X_{22}}.$$

Since $c_2 > c_1$ and $c_1 = 1$, $\Delta\tilde{V}(s) \leq \lambda - \mu c_1 = \lambda - \mu = -\epsilon$.

Case 2: $X_2 = 0$

In this case, an arriving user will associate with BS 2. This case is symmetrical with Case 1 and hence we omit the details.

Case 3: $X_1 > X_2$

In this case, an arriving user will associate with BS 2.

First, assume that $X_2 > 0$. Then:

$$\Delta\tilde{V}(s) = \lambda p_1 + \lambda p_2 + \frac{\mu X_{11} c_1}{X_{11} + X_{12}} (-1) + \frac{\mu X_{12} c_2}{X_{11} + X_{12}} (-1) + \frac{\mu X_{21} c_1}{X_{21} + X_{22}} (-1) + \frac{\mu X_{22} c_2}{X_{21} + X_{22}} (-1). \quad (34)$$

$$\text{So } \Delta\tilde{V}(s) = \lambda - \mu \frac{X_{11} c_1 + X_{12} c_2}{X_{11} + X_{12}} - \mu \frac{X_{21} c_1 + X_{22} c_2}{X_{21} + X_{22}}.$$

$$\Delta\tilde{V}(s) \leq \lambda - \mu c_1 - \mu c_1 = \lambda - 2\mu < -\epsilon.$$

If $X_2 = 0$, then similar to the above, we get: $\Delta\tilde{V}(s) = \lambda - \mu \frac{X_{11} c_1 + X_{12} c_2}{X_{11} + X_{12}} \leq \lambda - \mu = -\epsilon$.

Case 4: $X_1 < X_2$

In this case, an arriving user will associate with BS 1. This case is symmetrical with Case 3 and hence we omit the details.

Case 5: $X_2 = X_1$

In this case, an arriving user will choose BS 1 and BS 2 with equal probabilities.

$$\Delta\tilde{V}(s) = \lambda \frac{p_1}{2} + \lambda \frac{p_1}{2} + \lambda \frac{p_2}{2} + \lambda \frac{p_2}{2} + \frac{\mu X_{11} c_1}{X_{11} + X_{12}} (-1) + \frac{\mu X_{12} c_2}{X_{11} + X_{12}} (-1) + \frac{\mu X_{21} c_1}{X_{21} + X_{22}} (-1) + \frac{\mu X_{22} c_2}{X_{21} + X_{22}} (-1). \quad (35)$$

$$\text{So } \Delta\tilde{V}(s) = \lambda - \mu \frac{X_{11} c_1 + X_{12} c_2}{X_{11} + X_{12}} - \mu \frac{X_{21} c_1 + X_{22} c_2}{X_{21} + X_{22}}.$$

$$\Delta\tilde{V}(s) \leq \lambda - \mu c_1 - \mu c_1 = \lambda - 2\mu < -\epsilon.$$

Thus, in all the cases, $\Delta\tilde{V}(s) \leq -\epsilon$. Hence, condition (14) in Theorem 1 is satisfied if $\lambda < \mu$. It is easy to check that the other conditions in Theorem 1 are also satisfied.

The result follows. ■

Proof of Theorem 6: The proof of part (a) is similar to that of Theorem 5 in [11] and is omitted for brevity.

Proof of part (b): We prove the result using Theorem 1. Since $p_1 = 1$, the rate vector of every arriving user is (c_2, c_1) . Hence $X_{11} = X_{22} = 0$. The Throughput based policy induces a CTMC with state $s = (X_{12}, X_{21})$. Consider the Lyapunov function:

$$V(s) = X_{12}^2 + \frac{3}{2} X_{21}^2 + X_{12} X_{21}. \quad (36)$$

Let $\Delta\tilde{V}(s) = \Delta V(s)\nu(s)$, where $\nu(s)$ is the total rate at which transitions out of state s occur. Let $\epsilon > 0$ be any positive number. Let X_ϵ be a large number. The particular conditions that X_ϵ must satisfy will be stated later. Consider the sets of states $A = \{s : X_{12} > X_\epsilon\}$ and $B = \{s : X_{21} > X_\epsilon\}$. We

will show that $\Delta\tilde{V}(s) \leq -\epsilon$ for all states $s \in A \cup B$. The complement of $A \cup B$ is the finite set S_0 in Theorem 1.

We show that condition (14) in Theorem 1 holds. Fix a state $s \notin S_0$. Recall that under the Throughput based policy, an arriving user chooses the BS which will give it the higher throughput. That is, it chooses BS 1 if $\min(m_1, X_{12} + 1) \frac{c_2}{X_{12}+1} > \min(m_2, X_{21} + 1) \frac{c_1}{X_{21}+1}$, i.e., if $\frac{c_2 m_1}{X_{12}+1} > \min(m_2, X_{21} + 1) \frac{c_1}{X_{21}+1}$. Consider the following two cases:

Case 1: If $X_{21} \geq 1$, then since $\min(m_2, X_{21} + 1) = m_2$, an arriving user chooses BS 1 if $\frac{c_2 m_1}{X_{12}+1} > \frac{c_1 m_2}{X_{21}+1}$, i.e., if $X_{12} < X_{21}$, chooses BS 2 if $X_{12} > X_{21}$ and randomizes equally between BS 1 and BS 2 if $X_{12} = X_{21}$.

Case 2: If $X_{21} = 0$, then an arriving user chooses BS 1 if $\frac{c_2 m_1}{X_{12}+1} > (X_{21} + 1) \frac{c_1}{X_{21}+1}$, i.e., if $X_{12} < 1$. However, note that the state $s = (X_{12}, X_{21})$, where $X_{12} = X_{21} = 0$, is in S_0 . Since $s \notin S_0$, $X_{12} \neq 0$. Therefore, if $X_{21} = 0$, then an arriving user always chooses BS 2.

We now consider Cases 1 and 2 in detail:

Case 1: We must have one of the following cases for state s :

(I) ($X_{12} > X_\epsilon$, $X_{21} \neq 0$, $X_{12} > X_{21}$): Then an arriving user associates with BS 2. Therefore, $\Delta\tilde{V}(s) =$

$$\lambda \left\{ \frac{3}{2} [(X_{21} + 1)^2 - X_{21}^2] + X_{12}(X_{21} + 1 - X_{21}) \right\} + \mu c_2 m_1 \left\{ [(X_{12} - 1)^2 - X_{12}^2] + X_{21}(X_{12} - 1 - X_{12}) \right\} + \mu c_1 \min(m_2, X_{21}) \left\{ \frac{3}{2} [(X_{21} - 1)^2 - X_{21}^2] - X_{12} \right\}. \quad (37)$$

Consider the following subcases:

(i) $X_{21} = 1$ and $\min(m_2, X_{21}) = 1$

$$\Delta\tilde{V}(s) = X_{12}(\lambda - 5\mu) + \left(\frac{9}{2}\lambda - \frac{11}{2}\mu \right). \quad (38)$$

The first term on the RHS is negative for $\lambda < \frac{13}{4}\mu$. Hence $\Delta\tilde{V}(s) < -\epsilon$ for X_ϵ (and hence X_{12}) large enough.

(ii) $X_{21} > 1$

$$\Delta\tilde{V}(s) = X_{12}(\lambda - 6\mu) + X_{21}(3\lambda - 8\mu) + \left(\frac{3}{2}\lambda + 5\mu \right). \quad (39)$$

Consider the following two subcases:

- $\lambda < \frac{8}{3}\mu$: The third term in the RHS of (39) is constant. The first and second terms are negative. Thus $\Delta\tilde{V}(s) < -\epsilon$ for X_ϵ (and hence X_{12}) large enough.
- $\lambda \geq \frac{8}{3}\mu$: $X_{21} < X_{12}$ by assumption. So by (39):

$$\begin{aligned} \Delta\tilde{V}(s) &\leq X_{12}(\lambda - 6\mu) + (3\lambda - 8\mu) X_{12} \\ &\quad + \left(\frac{3}{2}\lambda + 5\mu \right) \\ &= X_{12}(4\lambda - 14\mu) + \left(\frac{3}{2}\lambda + 5\mu \right) \end{aligned} \quad (40)$$

The first term on the RHS of (40) is negative for $\lambda < \frac{13}{4}\mu$ and the second term is constant. Hence $\Delta\tilde{V}(s) < -\epsilon$ for X_ϵ (and hence X_{12}) large enough.

(II) ($X_{21} > X_\epsilon$, $X_{12} < X_{21}$, $X_{12} \neq 0$): Then, an arriving user associates with BS 1. Therefore, $\Delta\tilde{V}(s) =$

$$\begin{aligned} &\lambda [(X_{12} + 1)^2 - X_{12}^2 + X_{21}(X_{12} + 1 - X_{12})] \\ &+ \mu c_2 m_1 [(X_{12} - 1)^2 - X_{12}^2 + X_{21}(X_{12} - 1 - X_{12})] \\ &+ \mu c_1 m_2 \left\{ \frac{3}{2} [(X_{21} - 1)^2 - X_{21}^2] - X_{12} \right\}. \end{aligned} \quad (41)$$

Substitution of values and algebraic simplification yields:

$$\begin{aligned} \Delta\tilde{V}(s) &= X_{12}(2\lambda - 6\mu) + X_{21}(\lambda - 8\mu) \\ &\quad + (\lambda + 5\mu). \end{aligned} \quad (42)$$

Consider the following subcases:

- $\lambda < 3\mu$: The third term in the RHS of (42) is constant. The first and second terms are negative. Thus $\Delta\tilde{V}(s) < -\epsilon$ for X_ϵ (and hence X_{21}) large enough.
- $\lambda \geq 3\mu$: $X_{12} < X_{21}$ by assumption. So by (42):

$$\Delta\tilde{V}(s) \leq (3\lambda - 14\mu)X_2 + \lambda + 5\mu. \quad (43)$$

The first term on the RHS is negative for $\lambda < \frac{13}{4}\mu$ and the second term is constant. Hence $\Delta\tilde{V}(s) < -\epsilon$ for X_ϵ (and hence X_{21}) large enough.

(III) $X_{21} > X_\epsilon$, $X_{12} = 0$: Then an arriving user associates with BS 1.

$$\begin{aligned} \Delta\tilde{V}(s) &= \lambda[1 + X_{21}] + \mu c_1 m_2 \left\{ \frac{3}{2} [(X_{21} - 1)^2 - X_{21}^2] \right\} \\ &= X_{21}(\lambda - 6\mu) + (\lambda + 3\mu). \end{aligned} \quad (44)$$

The first term is negative for $\lambda < \frac{13}{4}\mu$ and the second term is constant. Hence $\Delta\tilde{V}(s) < -\epsilon$ for X_ϵ (and hence X_{21}) large enough.

(IV) $X_{21} > X_\epsilon$, $X_{12} = X_{21}$: Then an arriving user associates with BS 1 with probability $\frac{1}{2}$ and with BS 2 with probability $\frac{1}{2}$. Therefore, $\Delta\tilde{V}(s) =$

$$\begin{aligned} &\frac{\lambda}{2} [(X_{12} + 1)^2 - X_{12}^2 + X_{21}(X_{12} + 1 - X_{12})] \\ &+ \frac{\lambda}{2} \left\{ \frac{3}{2} [(X_{21} + 1)^2 - X_{21}^2] + X_{12}(X_{21} + 1 - X_{21}) \right\} \\ &+ \mu c_2 m_1 [(X_{12} - 1)^2 - X_{12}^2 + X_{21}(X_{12} - 1 - X_{12})] \\ &+ \mu c_1 m_2 \left\{ \frac{3}{2} [(X_{21} - 1)^2 - X_{21}^2] - X_{12} \right\}. \end{aligned} \quad (45)$$

Simplifying and substituting $X_{21} = X_{12}$, $c_1 = 1$, $m_1 = 1$, $c_2 = 2$, $m_2 = 2$ yields:

$$\Delta\tilde{V}(s) = X_{12} \left(\frac{7}{2}\lambda - 14\mu \right) + \left(\frac{5\lambda}{4} + 5\mu \right). \quad (46)$$

The first term on the RHS is negative for $\lambda < \frac{13}{4}\mu$ and the second term is constant. Hence $\Delta\tilde{V}(s) < -\epsilon$ for X_ϵ (and hence X_{12}) large enough.

Case 2: $X_{12} > X_\epsilon$, $X_{21} = 0$: Then, an arriving user associates with BS 2.

$$\begin{aligned} \Delta\tilde{V}(s) &= \lambda \left[\frac{3}{2} + X_{12} \right] + \mu c_2 m_1 [(X_{12} - 1)^2 - X_{12}^2] \\ &= X_{12}(\lambda - 4\mu) + \left(\frac{3}{2}\lambda + 2\mu \right). \end{aligned} \quad (47)$$

The first term on the RHS is negative for $\lambda < \frac{13}{4}\mu$ and the second term is constant. Hence $\Delta\tilde{V}(s) < -\epsilon$ for X_ϵ (and hence X_{12}) large enough.

Thus, in all the cases, $\Delta\tilde{V}(s) \leq -\epsilon$. Hence, condition (14) in Theorem 1 is satisfied. It is easy to check that the other conditions in Theorem 1 are also satisfied.

The result follows.

Proof of part (c): We prove the result using Theorem 1. For a state $s = \begin{pmatrix} X_{11} & X_{12} \\ X_{21} & X_{22} \end{pmatrix}$, let $S_1(s) = \left(\frac{X_{11}+X_{12}+1}{c_1}\right)$, $S_2(s) = \left(\frac{X_{21}+X_{22}+1}{c_2}\right)$ and $V(s) = \left(\frac{X_{11}}{c_1} + \frac{X_{12}}{c_2} + \frac{X_{21}}{c_1} + \frac{X_{22}}{c_2}\right)$. We will show that $\Delta\tilde{V}(s) \leq -\epsilon \forall s \notin S_0$ for $\lambda < \frac{4\mu}{3}$, where $\epsilon = \frac{1}{2}\left(\frac{4\mu}{3} - \lambda\right) > 0$ and the finite set $S_0 = \left\{\begin{pmatrix} 0 & 0 \\ 0 & 0 \end{pmatrix}\right\}$.

Consider a new user j with rate vector (c_2, c_1) . Its throughput if it associates with BS 1 (respectively, 2) is $\mathcal{T}_{1j} = \frac{c_2 m_1}{X_{11}+X_{12}+1}$ (respectively, $\mathcal{T}_{2j} = \frac{c_1 m_2}{X_{21}+X_{22}+1}$). So:

$$\begin{aligned} \mathcal{T}_{1j} - \mathcal{T}_{2j} &= \frac{\left(\frac{X_{21}+X_{22}+1}{c_1} - \frac{X_{11}+X_{12}+1}{c_2}\right)}{\left(\frac{X_{11}+X_{12}}{c_2} + \frac{1}{c_1}\right)\left(\frac{X_{21}+X_{22}}{c_1} + \frac{1}{c_2}\right)} \\ &= \frac{2S_2 - \frac{S_1}{2}}{\left(\frac{X_{11}+X_{12}}{c_2} + \frac{1}{c_1}\right)\left(\frac{X_{21}+X_{22}}{c_1} + \frac{1}{c_2}\right)}. \end{aligned} \quad (48)$$

Consider a new user j with rate vector (c_1, c_2) . Its throughput if it associates with BS 1 (respectively, 2) is $\mathcal{T}_{1j} = \frac{m_1 c_1}{X_{11}+X_{12}+1}$ (respectively, $\mathcal{T}_{2j} = \frac{m_2 c_2}{X_{21}+X_{22}+1}$). So:

$$\begin{aligned} \mathcal{T}_{1j} - \mathcal{T}_{2j} &= \frac{\left(\frac{X_{21}+X_{22}+1}{c_2} - \frac{X_{11}+X_{12}+1}{c_1}\right)}{\left(\frac{X_{11}+X_{12}}{c_1} + \frac{1}{c_2}\right)\left(\frac{X_{21}+X_{22}}{c_2} + \frac{1}{c_1}\right)} \\ &= \frac{S_2 - S_1}{\left(\frac{X_{11}+X_{12}}{c_1} + \frac{1}{c_2}\right)\left(\frac{X_{21}+X_{22}}{c_2} + \frac{1}{c_1}\right)}. \end{aligned} \quad (49)$$

Consider the following cases:

Case 1: $S_1 = S_2$

If a new user j with rate vector (c_2, c_1) arrives, it chooses BS 1 (because $\mathcal{T}_{1j} - \mathcal{T}_{2j} > 0$ by (48)). If a new user j with rate vector (c_1, c_2) arrives, the throughput that it will get with the two BSs will be equal (because $\mathcal{T}_{1j} - \mathcal{T}_{2j} = 0$ by (49)). Hence it randomizes equally between the two BSs. First assume that $X_{ij} \neq 0 \forall i \in \{1, 2\}, j \in \{1, 2\}$. Then:

$$\begin{aligned} \Delta\tilde{V}(s) &= \lambda p_1 \left(\frac{1}{c_2}\right) + \frac{\lambda p_2}{2} \left(\frac{1}{c_2}\right) + \frac{\lambda p_2}{2} \left(\frac{1}{c_1}\right) \\ &+ \frac{\mu X_{11} c_1}{X_{11} + X_{12}} \left(\frac{-1}{c_1}\right) + \frac{\mu X_{12} c_2}{X_{11} + X_{12}} \left(\frac{-1}{c_2}\right) \\ &+ \frac{\mu X_{21} c_1}{X_{21} + X_{22}} \left(\frac{-1}{c_1}\right) + \frac{\mu X_{22} c_2}{X_{21} + X_{22}} \left(\frac{-1}{c_2}\right). \end{aligned} \quad (50)$$

So $\Delta\tilde{V}(s) = \frac{5\lambda}{8} - 2\mu < \frac{5}{8}\left(\lambda - \frac{4\mu}{3}\right) < -\epsilon$.

Next, if $X_{11} = X_{12} = 0$ and $X_{21} + X_{22} \neq 0$, then similar to the above derivation, it can be shown that: $\Delta\tilde{V}(s) = \frac{5\lambda}{8} - \mu < \frac{5}{8}\left(\lambda - \frac{4\mu}{3}\right) < -\epsilon$.

If $X_{21} = X_{22} = 0$ and $X_{11} + X_{12} \neq 0$, then similar to the above derivation: $\Delta\tilde{V}(s) = \frac{5\lambda}{8} - \mu < \frac{5}{8}\left(\lambda - \frac{4\mu}{3}\right) < -\epsilon$.

Case 2: $S_2 > S_1$

If a new user j with rate vector (c_1, c_2) or (c_2, c_1) arrives,

it chooses BS 1 (because $\mathcal{T}_{1j} - \mathcal{T}_{2j} > 0$). First, assume that $X_{ij} \neq 0 \forall i \in \{1, 2\}, j \in \{1, 2\}$. Then:

$$\begin{aligned} \Delta\tilde{V}(s) &= \lambda p_1 \left(\frac{1}{c_2}\right) + \lambda p_2 \left(\frac{1}{c_1}\right) + \frac{\mu X_{11} c_1}{X_{11} + X_{12}} \left(\frac{-1}{c_1}\right) \\ &+ \frac{\mu X_{12} c_2}{X_{11} + X_{12}} \left(\frac{-1}{c_2}\right) + \frac{\mu X_{21} c_1}{X_{21} + X_{22}} \left(\frac{-1}{c_1}\right) \\ &+ \frac{\mu X_{22} c_2}{X_{21} + X_{22}} \left(\frac{-1}{c_2}\right). \end{aligned} \quad (51)$$

So $\Delta\tilde{V}(s) = \frac{3\lambda}{4} - 2\mu < \frac{3}{4}\left(\lambda - \frac{4\mu}{3}\right) < -\epsilon$.

Next, if $X_{11} = X_{12} = 0$ and $X_{21} + X_{22} \neq 0$, then similar to the above derivation:

$$\Delta\tilde{V}(s) = \frac{3\lambda}{4} - \mu = \frac{3}{4}\left(\lambda - \frac{4\mu}{3}\right) < -\epsilon.$$

If $X_{21} = X_{22} = 0$ and $X_{11} + X_{12} \neq 0$, then similar to the above derivation: $\Delta\tilde{V}(s) = \frac{3\lambda}{4} - \mu = \frac{3}{4}\left(\lambda - \frac{4\mu}{3}\right) < -\epsilon$.

Case 3: $S_1 > S_2$. If a new user j with rate vector (c_1, c_2) arrives, it chooses BS 2 (because $\mathcal{T}_{1j} - \mathcal{T}_{2j} < 0$).

Case 3(a): $4S_2 > S_1$

If a new user j with rate vector (c_2, c_1) arrives, then it chooses BS 1. First, assume that $X_{ij} \neq 0 \forall i \in \{1, 2\}, j \in \{1, 2\}$. Then:

$$\begin{aligned} \Delta\tilde{V}(s) &= \lambda p_1 \left(\frac{1}{c_2}\right) + \lambda p_2 \left(\frac{1}{c_2}\right) + \frac{\mu X_{11} c_1}{X_{11} + X_{12}} \left(\frac{-1}{c_1}\right) \\ &+ \frac{\mu X_{12} c_2}{X_{11} + X_{12}} \left(\frac{-1}{c_2}\right) + \frac{\mu X_{21} c_1}{X_{21} + X_{22}} \left(\frac{-1}{c_1}\right) \\ &+ \frac{\mu X_{22} c_2}{X_{21} + X_{22}} \left(\frac{-1}{c_2}\right). \end{aligned} \quad (52)$$

So $\Delta\tilde{V}(s) = \frac{\lambda}{2} - 2\mu < \frac{1}{2}\left(\lambda - \frac{4\mu}{3}\right) = -\epsilon$.

Next, if $X_{11} = X_{12} = 0$ and $X_{21} + X_{22} \neq 0$, then: $\Delta\tilde{V}(s) = \frac{\lambda}{2} - \mu < \frac{1}{2}\left(\lambda - \frac{4\mu}{3}\right) = -\epsilon$.

If $X_{21} = X_{22} = 0$ and $X_{11} + X_{12} \neq 0$, then: $\Delta\tilde{V}(s) = \frac{\lambda}{2} - \mu < \frac{1}{2}\left(\lambda - \frac{4\mu}{3}\right) = -\epsilon$.

Case 3(b): $4S_2 < S_1$

If a new user j with rate vector (c_2, c_1) arrives, then it chooses BS 2. First, assume that $X_{ij} \neq 0 \forall i \in \{1, 2\}, j \in \{1, 2\}$. Then:

$$\begin{aligned} \Delta\tilde{V}(s) &= \lambda p_1 \left(\frac{1}{c_1}\right) + \lambda p_2 \left(\frac{1}{c_2}\right) + \frac{\mu X_{11} c_1}{X_{11} + X_{12}} \left(\frac{-1}{c_1}\right) \\ &+ \frac{\mu X_{12} c_2}{X_{11} + X_{12}} \left(\frac{-1}{c_2}\right) + \frac{\mu X_{21} c_1}{X_{21} + X_{22}} \left(\frac{-1}{c_1}\right) \\ &+ \frac{\mu X_{22} c_2}{X_{21} + X_{22}} \left(\frac{-1}{c_2}\right). \end{aligned} \quad (53)$$

So $\Delta\tilde{V}(s) = \frac{3\lambda}{4} - 2\mu < \frac{3}{4}\left(\lambda - \frac{4\mu}{3}\right) < -\epsilon$.

If $X_{11} = X_{12} = 0$ and $X_{21} + X_{22} \neq 0$, then: $\Delta\tilde{V}(s) = \frac{3\lambda}{4} - \mu = \frac{3}{4}\left(\lambda - \frac{4\mu}{3}\right) < -\epsilon$.

If $X_{21} = X_{22} = 0$ and $X_{11} + X_{12} \neq 0$, then $\Delta\tilde{V}(s) = \frac{3\lambda}{4} - \mu = \frac{3}{4}\left(\lambda - \frac{4\mu}{3}\right) < -\epsilon$.

Case 3(c): $4S_2 = S_1$

If a new user j with rate vector (c_2, c_1) arrives, then it randomizes equally between the two BSs. If $X_{ij} \neq 0 \forall i \in$

$\{1, 2\}, j \in \{1, 2\}$, then:

$$\begin{aligned} \Delta \tilde{V}(s) &= \lambda p_2 \left(\frac{1}{c_2} \right) + \frac{\lambda p_1}{2} \left(\frac{1}{c_2} \right) + \frac{\lambda p_1}{2} \left(\frac{1}{c_1} \right) \\ &+ \frac{\mu X_{11} c_1}{X_{11} + X_{12}} \left(\frac{-1}{c_1} \right) + \frac{\mu X_{12} c_2}{X_{11} + X_{12}} \left(\frac{-1}{c_2} \right) \\ &+ \frac{\mu X_{21} c_1}{X_{21} + X_{22}} \left(\frac{-1}{c_1} \right) + \frac{\mu X_{22} c_2}{X_{21} + X_{22}} \left(\frac{-1}{c_2} \right) \end{aligned} \quad (54)$$

$$\text{So: } \Delta \tilde{V}(s) = \frac{5\lambda}{8} - 2\mu < \frac{5}{8}(\lambda - \frac{4\mu}{3}) < -\epsilon.$$

If $X_{11} = X_{12} = 0$ and $X_{21} + X_{22} \neq 0$, then: $\Delta \tilde{V}(s) = \frac{5\lambda}{8} - \mu < \frac{5}{8}(\lambda - \frac{4\mu}{3}) < -\epsilon.$

If $X_{21} = X_{22} = 0$ and $X_{11} + X_{12} \neq 0$, then: $\Delta \tilde{V}(s) = \frac{5\lambda}{8} - \mu < \frac{5}{8}(\lambda - \frac{4\mu}{3}) < -\epsilon.$

Thus, in all the cases, $\Delta \tilde{V}(s) \leq -\epsilon$. Hence, condition (14) in Theorem 1 is satisfied if $\lambda < \frac{4\mu}{3}$. It is easy to check that the other conditions in Theorem 1 are also satisfied.

The result follows. \blacksquare

Proof of Theorem 7: The proof of part (a) is similar to that of Theorem 6 in [11] and is omitted for brevity.

Proof of part (b):

We prove the result using Theorem 1. Since $p_1 = 1$, $X_{11} = X_{22} = 0$.

First, note that X_{21} can never exceed 4. This can be shown as follows. Suppose $X_{21} = 4$. A user arrives with rate vector (c_2, c_1) . The functions $g(\cdot)$ in (5) for the two BSs are given by:

$$g(1) = \mathcal{T}_{1j} + 0.4, \quad g(2) = \mathcal{T}_{2j} + 0.2$$

Since $X_{21} = 4$, $\mathcal{T}_{2j} = \frac{m_2 c_1}{X_{21} + 1} = 0.2$. From this and the fact that $\mathcal{T}_{1j} > 0$, it follows that $g(1) > g(2)$. Hence the user chooses BS 1 and X_{21} will stay at 4.

Next, note that the Mixed policy induces a CTMC with state $s = (X_{12} \ X_{21})$. Consider the Lyapunov function:

$$V(s) = (X_{12} + \gamma X_{21})^2 \quad (55)$$

where $\gamma = \sqrt{3} - 1$. Let $\Delta \tilde{V}(s) = \Delta V(s) \nu(s)$, where $\nu(s)$ is the total transition rate out of state s . Let $\epsilon > 0$ be any positive number. Let X_ϵ be a large number. The particular conditions that X_ϵ must satisfy will be stated later. Consider the set of states $A = \{s : X_{12} > X_\epsilon\}$. We will show that $\Delta \tilde{V}(s) \leq -\epsilon$ for all states $s \in A$. The complement of A is the finite set S_0 in Theorem 1. Let X_ϵ be large enough so that if $X_{21} \leq 3$ and an arrival occurs, BS 2 is selected. If $X_{21} = 4$ and an arrival occurs, BS 1 is selected. We must have one of the following three cases for state s :

(I) $X_{21} = 0$:

$$\begin{aligned} \Delta \tilde{V}(s) &= \lambda[(X_{12} + \gamma)^2 - X_{12}^2] \\ &+ \mu m_1 c_2 [(X_{12} - 1)^2 - X_{12}^2] \\ &= 2X_{12}\gamma(\lambda - 2(\sqrt{3} + 1)\mu) + \lambda\gamma^2 + \mu m_1 c_2. \end{aligned}$$

The first term on the RHS is negative for $\lambda < (\sqrt{3} + 3)\mu$. The second and third terms are constants. Hence, $\Delta \tilde{V}(s) < -\epsilon$ for X_ϵ , and hence X_{12} , large enough.

(II) $1 \leq X_{21} \leq 3$: $\Delta \tilde{V}(s) =$

$$\begin{aligned} &\lambda[(X_{12} + \gamma X_{21} + \gamma)^2 - (X_{12} + \gamma X_{21})^2] \\ &+ \mu m_1 c_2 [(X_{12} + \gamma X_{21} - 1)^2 - (X_{12} + \gamma X_{21})^2] \\ &+ \mu m_2 c_1 [(X_{12} + \gamma X_{21} - \gamma)^2 - (X_{12} + \gamma X_{21})^2]. \end{aligned}$$

After simplification, $\Delta \tilde{V}(s) =$

$$\begin{aligned} &2\gamma X_{12}[\lambda - (2\sqrt{3} + 3)\mu] + \lambda[2\gamma^2 X_{21} + \gamma^2] \\ &+ \mu m_1 c_2 [-2\gamma X_{21} + 1] + \mu m_2 c_1 [-2\gamma^2 X_{21} + \gamma^2]. \end{aligned}$$

The first term on the RHS is negative for $\lambda < (\sqrt{3} + 3)\mu$ and the remaining terms are bounded. Hence, $\Delta \tilde{V}(s) < -\epsilon$ for X_ϵ , and hence X_{12} , large enough.

(III) $X_{21} = 4$: $\Delta \tilde{V}(s) =$

$$\begin{aligned} &\lambda[2(X_{12} + \gamma X_{21}) + 1] - \mu m_1 c_2 [2(X_{12} + \gamma X_{21}) - 1] \\ &- \mu m_2 c_1 \gamma [2(X_{12} + \gamma X_{21}) - \gamma]. \end{aligned}$$

After simplification, $\Delta \tilde{V}(s) =$

$$2(X_{12} + \gamma X_{21}) \left[\lambda - (3 + \sqrt{3})\mu \right] + \lambda + \mu c_1 \gamma^2 + 2\mu c_2. \quad (56)$$

The first term on the RHS is negative for $\lambda < (\sqrt{3} + 3)\mu$ and the remaining terms are constant. Hence, $\Delta \tilde{V}(s) < -\epsilon$ for X_ϵ , and hence X_{12} , large enough.

Thus, in all the cases, $\Delta \tilde{V}(s) \leq -\epsilon$. Hence, condition (14) in Theorem 1 is satisfied. It is easy to check that the other conditions in Theorem 1 are also satisfied.

The result follows. \blacksquare

REFERENCES

- [1] S. Rangan, T. S. Rappaport, and E. Erkip, "Millimeter-wave cellular wireless networks: Potentials and challenges," *Proceedings of the IEEE*, vol. 102, no. 3, pp. 366–385, March 2014.
- [2] M. R. Akdeniz, Y. Liu, M. K. Samimi, S. Sun, S. Rangan, T. S. Rappaport, and E. Erkip, "Millimeter wave channel modeling and cellular capacity evaluation," *IEEE Journal on Selected Areas in Communications*, vol. 32, no. 6, pp. 1164–1179, June 2014.
- [3] J. G. Andrews, S. Buzzi, W. Choi, S. V. Hanly, A. Lozano, A. C. K. Soong, and J. C. Zhang, "What will 5g be?" *IEEE Journal on Selected Areas in Communications*, vol. 32, no. 6, pp. 1065–1082, June 2014.
- [4] S. Akoum, O. El Ayach, and R. W. Heath, "Coverage and capacity in mmwave cellular systems," in *2012 Conference Record of the Forty Sixth Asilomar Conference on Signals, Systems and Computers (ASILOMAR)*, Nov 2012, pp. 688–692.
- [5] H. Kim, G. De Veciana, X. Yang, and M. Venkatachalam, "Distributed α -optimal user association and cell load balancing in wireless networks," *IEEE/ACM Trans. Netw.*, vol. 20, no. 1, pp. 177–190, Feb. 2012. [Online]. Available: <https://doi.org/10.1109/TNET.2011.2157937>
- [6] H. Jo, Y. J. Sang, P. Xia, and J. G. Andrews, "Heterogeneous cellular networks with flexible cell association: A comprehensive downlink sinr analysis," *IEEE Transactions on Wireless Communications*, vol. 11, no. 10, pp. 3484–3495, October 2012.
- [7] R. Madan, J. Borran, A. Sampath, N. Bhusan, A. Khandekar, and T. Ji, "Cell association and interference coordination in heterogeneous lte-a cellular networks," *IEEE Journal on Selected Areas in Communications*, vol. 28, no. 9, pp. 1479–1489, December 2010.
- [8] K. Son, S. Chong, and G. de Veciana, "Dynamic association for load balancing and interference avoidance in multi-cell networks," in *2007 5th International Symposium on Modeling and Optimization in Mobile, Ad Hoc and Wireless Networks and Workshops*, April 2007, pp. 1–10.
- [9] M. Awais, A. Ahmed, M. Naeem, M. Iqbal, W. Ejaz, A. Anpalagan, and H. S. Kim, "Efficient joint user association and resource allocation for cloud radio access networks," *IEEE Access*, vol. 5, pp. 1439–1448, 2017.

- [10] Y. Bejerano, S.-J. Han, and L. E. Li, "Fairness and load balancing in wireless lans using association control," in *Proceedings of the 10th Annual International Conference on Mobile Computing and Networking*, ser. MobiCom '04. New York, NY, USA: ACM, 2004, pp. 315–329. [Online]. Available: <http://doi.acm.org/10.1145/1023720.1023751>
- [11] G. S. Kasbekar, J. Kuri, and P. Nuggehalli, "Online association policies in ieee 802.11 WLANs," in *2006 4th International Symposium on Modeling and Optimization in Mobile, Ad Hoc and Wireless Networks*, Feb 2006, pp. 1–10.
- [12] Q. Ye, B. Rong, Y. Chen, M. Al-Shalash, C. Caramanis, and J. G. Andrews, "User association for load balancing in heterogeneous cellular networks," *IEEE Transactions on Wireless Communications*, vol. 12, no. 6, pp. 2706–2716, June 2013.
- [13] G. Athanasiou, P. C. Weeraddana, C. Fischione, and L. Tassiulas, "Optimizing client association for load balancing and fairness in millimeter-wave wireless networks," *IEEE/ACM Transactions on Networking*, vol. 23, no. 3, pp. 836–850, June 2015.
- [14] D. Liu, L. Wang, Y. Chen, M. Elkashlan, K. Wong, R. Schober, and L. Hanzo, "User association in 5G networks: A survey and an outlook," *IEEE Communications Surveys Tutorials*, vol. 18, no. 2, pp. 1018–1044, Secondquarter 2016.
- [15] M. Mezzavilla, S. Goyal, S. Panwar, S. Rangan, and M. Zorzi, "An mdp model for optimal handover decisions in mmwave cellular networks," in *2016 European Conference on Networks and Communications (EuCNC)*, June 2016, pp. 100–105.
- [16] A. Mesodiakaki, F. Adelantado, L. Alonso, M. Di Renzo, and C. Verikoukis, "Energy- and spectrum-efficient user association in millimeter-wave backhaul small-cell networks," *IEEE Transactions on Vehicular Technology*, vol. 66, no. 2, pp. 1810–1821, Feb 2017.
- [17] C. Skouroumounis, C. Psomas, and I. Krikidis, "Low-complexity base station selection scheme in mmwave cellular networks," *IEEE Transactions on Communications*, vol. 65, no. 9, pp. 4049–4064, Sep. 2017.
- [18] H. Zhang, S. Huang, C. Jiang, K. Long, V. C. M. Leung, and H. V. Poor, "Energy efficient user association and power allocation in millimeter-wave-based ultra dense networks with energy harvesting base stations," *IEEE Journal on Selected Areas in Communications*, vol. 35, no. 9, pp. 1936–1947, Sep. 2017.
- [19] H. Shokri-Ghadikolaei, F. Boccardi, C. Fischione, G. Fodor, and M. Zorzi, "Spectrum sharing in mmwave cellular networks via cell association, coordination, and beamforming," *IEEE Journal on Selected Areas in Communications*, vol. 34, no. 11, pp. 2902–2917, Nov 2016.
- [20] S. Cetinkaya, U. S. Hashmi, and A. Imran, "What user-cell association algorithms will perform best in mmwave massive mimo ultra-dense hetnets?" in *2017 IEEE 28th Annual International Symposium on Personal, Indoor, and Mobile Radio Communications (PIMRC)*, Oct 2017, pp. 1–7.
- [21] A. S. Cacciapuoti, "Mobility-aware user association for 5G mmwave networks," *IEEE Access*, vol. 5, pp. 21 497–21 507, 2017.
- [22] A. Alizadeh and M. Vu, "Time-fractional user association in millimeter wave mimo networks," in *2018 IEEE International Conference on Communications (ICC)*, May 2018, pp. 1–6.
- [23] G. Athanasiou, P. C. Weeraddana, and C. Fischione, "Auction-based resource allocation in millimeterwave wireless access networks," *IEEE Communications Letters*, vol. 17, no. 11, pp. 2108–2111, November 2013.
- [24] Y. Xu, G. Athanasiou, C. Fischione, and L. Tassiulas, "Distributed association control and relaying in millimeter wave wireless networks," in *2016 IEEE International Conference on Communications (ICC)*, May 2016, pp. 1–6.
- [25] C. Chaieb, Z. Mlika, F. Abdelkefi, and W. Ajib, "Mobility-aware user association in HetNets with millimeter wave base stations," in *2018 14th International Wireless Communications Mobile Computing Conference (IWCMC)*, June 2018, pp. 153–157.
- [26] H. Elshaer, M. N. Kulkarni, F. Boccardi, J. G. Andrews, and M. Dohler, "Downlink and uplink cell association with traditional macrocells and millimeter wave small cells," *IEEE Transactions on Wireless Communications*, vol. 15, no. 9, pp. 6244–6258, Sep. 2016.
- [27] Z. Su, B. Ai, D. He, G. Ma, K. Guan, N. Wang, and D. Zhang, "User association and backhaul bandwidth allocation for 5G heterogeneous networks in the millimeter-wave band," in *2017 IEEE/CIC International Conference on Communications in China (ICCC)*, Oct 2017, pp. 1–6.
- [28] S. Goyal, M. Mezzavilla, S. Rangan, S. Panwar, and M. Zorzi, "User association in 5G mmwave networks," in *2017 IEEE Wireless Communications and Networking Conference (WCNC)*, March 2017, pp. 1–6.
- [29] S. Asmussen, *Applied Probability and Queues*, 2nd ed. Springer-Verlag, 2003.
- [30] H. Shokri-Ghadikolaei, C. Fischione, G. Fodor, P. Popovski, and M. Zorzi, "Millimeter wave cellular networks: A mac layer perspective," *IEEE Transactions on Communications*, vol. 63, no. 10, pp. 3437–3458, Oct 2015.
- [31] J. G. Andrews, T. Bai, M. N. Kulkarni, A. Alkhateeb, A. K. Gupta, and R. W. Heath, "Modeling and analyzing millimeter wave cellular systems," *IEEE Transactions on Communications*, vol. 65, no. 1, pp. 403–430, Jan 2017.
- [32] G. S. Kasbekar, P. Nuggehalli, and J. Kuri, "Online client-ap association in w lans," in *2006 4th International Symposium on Modeling and Optimization in Mobile, Ad Hoc and Wireless Networks*, Feb 2006, pp. 1–8.
- [33] R. Wolff, *Stochastic Modeling and the Theory of Queues*. Upper Saddle River, NJ: Prentice-Hall, 1989.
- [34] M. K. Samimi, G. R. MacCartney, S. Sun, and T. S. Rappaport, "28 GHz millimeter-wave ultrawideband small-scale fading models in wireless channels," in *2016 IEEE 83rd Vehicular Technology Conference (VTC Spring)*, May 2016, pp. 1–6.
- [35] C. Bettstetter, "Mobility modeling in wireless networks: Categorization, smooth movement, and border effects," *SIGMOBILE Mob. Comput. Commun. Rev.*, vol. 5, no. 3, pp. 55–66, Jul. 2001. [Online]. Available: <http://doi.acm.org/10.1145/584051.584056>
- [36] L. Zhao, Z. Wei, D. W. K. Ng, J. Yuan, and M. C. Reed, "Multi-cell hybrid millimeter wave systems: Pilot contamination and interference mitigation," *IEEE Transactions on Communications*, vol. 66, no. 11, pp. 5740–5755, Nov 2018.