

# Quasiparticle self-consistent $GW$ band structures of $Mg-IV-N_2$ compounds: the role of semicore $d$ states

Sai Lyu and Walter R. L. Lambrecht  
*Department of Physics, Case Western Reserve University,  
10900 Euclid Avenue, Cleveland, Ohio 44106-7079, USA*

We present improved band structure calculations of the  $Mg-IV-N_2$  compounds in the quasiparticle self-consistent  $GW$  approximation. Compared to previous calculations (Phys. Rev. B **94**, 125201 (2016)) we here include the effects of the  $Ge-3d$  and  $Sn-4d$  semicore states and find that these tend to reduce the band gap significantly. This places the band gap of  $MgSnN_2$  in the difficult to reach green region of the visible spectrum. The stability of the materials with respect to competing binary compounds is also evaluated and details of the valence band maximum manifold splitting and effective masses are provided.

The family of  $II-IV-N_2$  semiconductors is recently receiving increasing attention. They are related to the group-III nitrides semiconductors by replacing the group-III ion by a pair of a group-II and a group-IV ion in an ordered and octet-rule preserving manner. They share many of their opto-electronic properties with the group-III nitrides which are well known for their applications in light-emitting diodes (LED), laser diodes, UV-detectors and so on. Another reason for their interest is that they many of these compounds provide alternatives to the In and Ga in the form of sustainable and earth-abundant elements, such as Mg, Si, Sn. For an overview of these compounds, see Refs. 1–3. Among this family, the  $Mg-IV-N_2$  compounds were recently studied in a few papers.<sup>4–12</sup> In particular, quasiparticle self-consistent band structure calculations of the  $Mg-IV-N_2$  were presented by Jaroenjittichai *et al.*<sup>4</sup> The main purpose of the present short note is to point out that with an improved basis set, including  $Sn-4d$  and  $Ge-3d$  semicore orbitals the band gaps of these materials are significantly reduced. At the same time, we analyze the stability of these materials in further detail than previously studied by comparison with the competing binary nitrides.

**Computational approach:** The quasiparticle self-consistent  $GW$  method<sup>13,14</sup> is used for the band structures in a full-potential linearized muffin-tin orbital implementation.<sup>15–17</sup> Here,  $W$  is the screened Coulomb interaction and  $G$  the one-electron Green's function and their convolution provides the self-energy  $\Sigma$  which incorporates the dynamical effects of the electron-electron interactions beyond the density functional theory (DFT). This approach has been shown to yield accurate band structures, to better than 0.1 eV accuracy in comparison with experiment, in particular when the self-energy is scaled by a factor 0.8. This scaling factor corrects for the underestimated screening of the screened Coulomb energy  $W$  in the random phase approximation which neglects electron-hole interaction diagrams.<sup>18,19</sup> Essentially the same approach was previously used by Jaroenjittichai *et al.*<sup>4</sup> These results were also found to be in good agreement with hybrid functional calculations,<sup>11</sup> although a rather high fraction of exact exchange (0.5) was required to obtain good agreement with the previ-

ous QSGW results. Such a large mixing fraction is unusual and already an indication that there might be a problem. The accuracy of the QSGW approach still depends strongly on the completeness of the basis set and other convergence parameters. The present calculations improve on the previous work by using an improved basis set. As in previous work, a  $3 \times 3 \times 3$   $\mathbf{k}$ -point mesh is used for the calculation of the  $GW$  self-energy and subsequently interpolated to a  $6 \times 6 \times 6$  mesh for self-consistent charge density calculations and to the  $\mathbf{k}$ -points along symmetry lines. However, while previous work only considered  $Mg-2p$  orbitals as semi-core states, we here include also  $Sn-4d$  and  $Ge-3d$  as local orbitals. The levels in fact lie at higher energy ( $Sn-4d$  at -1.89 Ry and  $Ge-3d$  at -2.15 Ry) than the  $Mg-2p$  at (-3.43 Ry) and will be shown to have an important impact in shifting the valence band maximum (VBM) upwards thereby reducing the gap.

## Results:

In Fig. 1 we show the band structure of  $MgGeN_2$  and  $MgSnN_2$  both with and without the inclusion of the local orbitals. The zero reference energy is placed at the valence band maximum (VBM) in both cases. The band effect of these semicore states is clearly visible. Because the  $d$ -like core levels interact more strongly with the VBM  $p$ -like states than with the CBM  $s$ -like states, and hybridization of the band edges with core levels would shift the band edges up, it is actually the VBM which is shifted up rather than the CBM shifting down. The band gaps of  $MgGeN_2$  and  $MgSnN_2$  are found to be 4.11 eV and 2.28 eV, respectively. Both of them are direct gap semiconductors.

This reduction of the gap is important in particular for  $MgSnN_2$ . While previous results suggested a gap close to that of  $ZnGeN_2$  and  $GaN$  in the UV region of the spectrum, it is now found to be 2.28 eV which is in the green region of the spectrum. This is important because it provides additional flexibility to design heterostructures and materials with a band gap in the difficult to reach green region of the spectrum. The gap deformation potential  $dE_g/d \ln V$  can be used to quantify the change in band gap versus the relative change in unit cell volume. From finite-difference calculations, the deformation potential

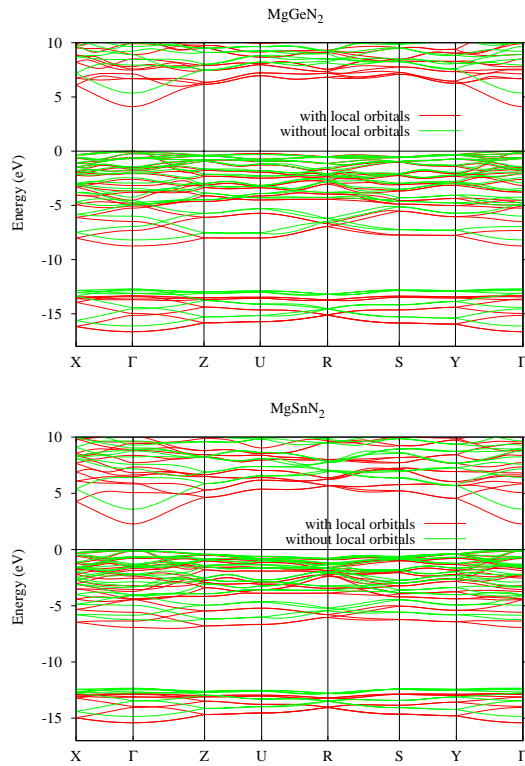


FIG. 1. QSGW band structure of  $\text{MgGeN}_2$  and  $\text{MgSnN}_2$ .

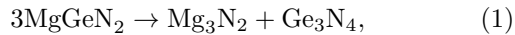
TABLE I. Energy levels in meV at  $\Gamma$  relative to the VBM at  $\Gamma$  including their symmetry label.

$\text{MgGeN}_2$		$\text{MgSnN}_2$	
Sym.	$E$	Sym.	$E$
$a_1$	0	$a_1$	0
$b_2$	-81.6	$b_2$	-115.7
$b_1$	-238.1	$b_1$	-144.2

for  $\text{MgGeN}_2$  is -8.9 eV and for  $\text{MgSnN}_2$  is -5.4 eV.

Next, a zoom in of the band structure near the VBM is shown in Fig. 2. The splittings of the VBM, their symmetry labeling which dictates the allowed optical transitions and the corresponding effective masses are all summarized in Tables I and II providing similar but updated information as in Ref. 4.

Finally, we discuss the stability of these compounds using GGA-PBE calculations. First we consider the stability of  $\text{MgGeN}_2$  against binary compounds. With respect to the reaction,



$\text{MgGeN}_2$  is found to have a lower energy than  $\text{Mg}_3\text{N}_2$

plus  $\text{Ge}_3\text{N}_4$  by 241 meV/atom. Regarding the stability of  $\text{MgSnN}_2$ , the  $\text{Sn}_3\text{N}_4$  itself is unstable relative to Sn and  $\text{N}_2$  which means it lies above the convex hull. So

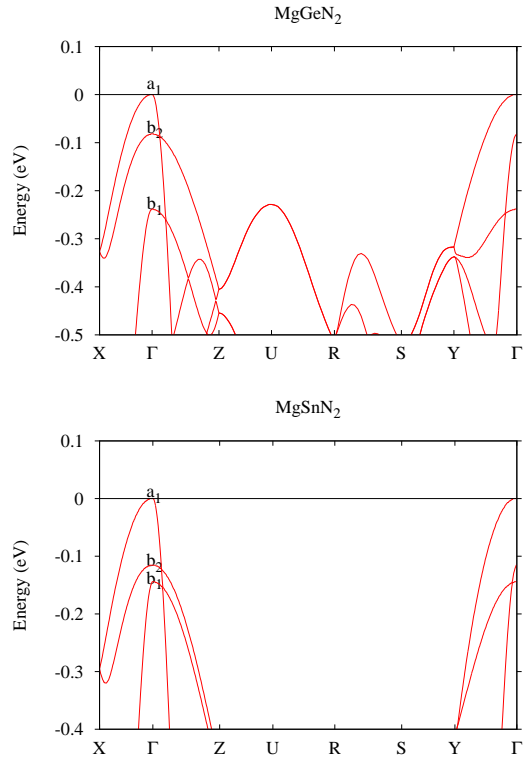
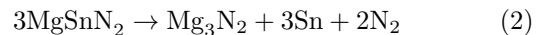


FIG. 2. Band structure of  $\text{MgGeN}_2$  and  $\text{MgSnN}_2$  near VBM with symmetry labeling at  $\Gamma$ .

instead of  $\text{Sn}_3\text{N}_4$ , we need to consider the stability with respect to the following reaction



We find that  $\text{MgSnN}_2$  is stable with respect to this reaction and the corresponding reaction energy is 18 meV/atom. So, in principle both  $\text{MgGeN}_2$  and  $\text{MgSnN}_2$  lie on the convex hull and it should be possible to synthesize them.

## ACKNOWLEDGMENTS

This work was supported by the National Science Foundation, Division of Materials Research under grant No. 1533957 and the DMREF program. Calculations made use of the High Performance Computing Resource in the Core Facility for Advanced Research Computing at Case Western Reserve University.

TABLE II. Effective mass (in the units of the free electron mass  $m_e$ )

	MgGeN <sub>2</sub>	MgSnN <sub>2</sub>
$m_x^c$	0.26	0.20
$m_y^c$	0.25	0.20
$m_z^c$	0.24	0.19
$m_x^{a1}$	2.46	2.60
$m_y^{a1}$	3.53	2.81
$m_z^{a1}$	0.22	0.18
$m_x^{b1}$	0.29	0.21
$m_y^{b1}$	4.56	3.54
$m_z^{b1}$	2.54	2.84
$m_x^{b2}$	2.33	2.83
$m_y^{b2}$	0.25	0.21
$m_z^{b2}$	3.39	3.05

TABLE III. Cohesive energies and formation energies (in eV/atom) calculated in the GGA-PBE approximation.

	This work	Expt. <sup>a</sup>	MP <sup>b</sup>
Mg	1.47	1.51	
Ge	3.39	3.84	
Sn	2.94	3.12	
N	5.17	4.96	
Mg <sub>3</sub> N <sub>2</sub>	-0.75		-0.90
Ge <sub>3</sub> N <sub>4</sub>	-0.08		-0.26
Sn <sub>3</sub> N <sub>4</sub>	0.22		0
MgGeN <sub>2</sub>	-0.60		-0.77
MgSnN <sub>2</sub>	-0.33		-0.54

<sup>a</sup> From Gschneider *et al.*<sup>20</sup>, except for Mg taken from Kaxiras<sup>21</sup>, N<sub>2</sub> taken from Huber and Herzberg<sup>22</sup>

<sup>b</sup> Material Project<sup>23</sup>

- <sup>1</sup> W. R. L. Lambrecht and A. Punya, in *III-Nitride Semiconductors and their Modern Devices*, edited by B. Gill (Oxford University Press, 2013) Chap. 15, pp. 519–585.
- <sup>2</sup> A. D. Martinez, A. N. Fioretti, E. S. Toberer, and A. C. Tamboli, *J. Mater. Chem. A* **5**, 11418 (2017).
- <sup>3</sup> S. Lyu, D. Skachkov, K. Kash, E. W. Blanton, and W. R. L. Lambrecht, *physica status solidi (a)*, 1800875 (2019).
- <sup>4</sup> A. P. Jaroenjittichai and W. R. L. Lambrecht, *Phys. Rev. B* **94**, 125201 (2016).
- <sup>5</sup> J. B. Quirk, M. Räsander, C. M. McGilvery, R. Palgrave, and M. A. Moram, *Applied Physics Letters* **105**, 112108 (2014), <http://dx.doi.org/10.1063/1.4896134>.
- <sup>6</sup> F. Arab, F. A. Sahraoui, K. Haddadi, A. Bouhemadou, and L. Louail, *Phase Transitions: A Multinational Journal* **89**, 480 (2016).
- <sup>7</sup> R. Bruls, H. Hintzen, R. Metselaar, and C.-K. Loong, *Journal of Physics and Chemistry of Solids* **61**, 1285 (2000).
- <sup>8</sup> R. Bruls, H. Hintzen, G. de With, R. Metselaar, and J. van Miltenburg, *Journal of Physics and Chemistry of Solids* **62**, 783 (2001).
- <sup>9</sup> R. J. Bruls, H. T. Hintzen, and R. Metselaar, *Journal of Materials Science* **34**, 4519 (1999).
- <sup>10</sup> M. Räsander, J. B. Quirk, T. Wang, S. Mathew, R. Davies, R. G. Palgrave, and M. A. Moram, *Journal of Applied Physics* **122**, 085705 (2017), <http://dx.doi.org/10.1063/1.4985775>.
- <sup>11</sup> K. Kanchiang, T. Cheiwchanchnangij, Y. Laosiritaworn, S. Pramchu, and A. P. Jaroenjittichai, *Journal of Physics: Conference Series* **1144**, 012149 (2018).
- <sup>12</sup> C. Kaewmeecha, Y. Laosiritaworn, and A. P. Jaroenjittichai, in *Proceedings of the World Congress on Engineering 2018 Vol I WCE 2018, July 4-6, 2018, London, U.K.* (2018).
- <sup>13</sup> M. van Schilfgaarde, T. Kotani, and S. Faleev, *Phys. Rev. Lett.* **96**, 226402 (2006).
- <sup>14</sup> T. Kotani, M. van Schilfgaarde, and S. V. Faleev,

- Phys.Rev. B **76**, 165106 (2007).
- <sup>15</sup> M. Methfessel, M. van Schilfgaarde, and R. A. Casali, in *Electronic Structure and Physical Properties of Solids. The Use of the LMTO Method*, Lecture Notes in Physics, Vol. 535, edited by H. Dreyssé (Berlin Springer Verlag, 2000) p. 114.
- <sup>16</sup> T. Kotani and M. van Schilfgaarde, Phys. Rev. B **81**, 125117 (2010).
- <sup>17</sup> <http://www.questaal.org/>.
- <sup>18</sup> D. Deguchi, K. Sato, H. Kino, and T. Kotani, Jap. J. Appl. Phys. **55**, 051201 (2016).
- <sup>19</sup> C. Bhandari, M. van Schilfgaarde, T. Kotani, and W. R. L. Lambrecht, Phys. Rev. Materials **2**, 013807 (2018).
- <sup>20</sup> K. A. Gschneider Jr., in *Solid State Physics, Advances in Research and Applications*, Vol. 16, edited by F. Seitz and D. Turnbull (Academic Press, New York, 1964).
- <sup>21</sup> E. Kaxiras, *Atomic and Electronic Structure of Solids* (Cambridge University Press, 2003).
- <sup>22</sup> K. P. Huber and G. Herzberg, *Molecular Structure and Molecular Spectra. IV. Constants of Diatomic Molecules*. (Van Nostrand, Reinhold, New York, 1979).
- <sup>23</sup> <https://materialsproject.org/>.