

Unsupervised Feature Learning for Point Cloud by Contrasting and Clustering With Graph Convolutional Neural Network

Ling Zhang and Zhigang Zhu

The City College of The City University of New York

lzhang006@citymail.cuny.edu zzhu@ccny.cuny.edu

Abstract

To alleviate the cost of collecting and annotating large-scale point cloud datasets, we propose an unsupervised learning approach to learn features from unlabeled point cloud "3D object" dataset by using part contrasting and object clustering with deep graph neural networks (GNNs). In the contrast learning step, all the samples in the 3D object dataset are cut into two parts and put into a "part" dataset. Then a contrast learning GNN (ContrastNet) is trained to verify whether two randomly sampled parts from the part dataset belong to the same object. In the cluster learning step, the trained ContrastNet is applied to all the samples in the original 3D object dataset to extract features, which are used to group the samples into clusters. Then another GNN for clustering learning (ClusterNet) is trained to predict the cluster IDs of all the training samples. The contrasting learning forces the ContrastNet to learn high-level semantic features of objects but probably ignores low-level features, while the ClusterNet improves the quality of learned features by being trained to discover objects that probably belong to the same semantic categories by using cluster IDs. We have conducted extensive experiments to evaluate the proposed framework on point cloud classification tasks. The proposed unsupervised learning approach obtain comparable performance to the state-of-the-art unsupervised learning methods that used much more complicated network structures. The code of this work is publicly available via: <https://github.com/lingzhang1/ContrastNet>

1. Introduction

With ever increasing applications, point cloud data understanding with deep graph convolution neural networks (GNNs) has drawn extensive attention [22, 24, 34, 6]. Various networks, such as PointNet [22], PointNet++ [24], DGCNN [34] and etc., and datasets such as ModelNet [36], ShapeNet [6], and SUNCG [30], have been proposed for point cloud understanding tasks. With the help of deep




Figure 1. Each row consists of a 3D point cloud object and its four different segments. Human can easily recognize the object and the locations of the segments in the object even for a small segment. Inspired by this observation, we propose to train GNNs to learn features from unlabeled dataset by recognize whether two segments are from the same object.

models and large-scale labeled datasets, significant progress has been made on point cloud understanding tasks, including classification, segmentation and detection.

GNNs typically have millions of parameters which could easily lead to over-fitting. Large-scale annotated datasets are needed for the training of such deep networks. However, the collection and annotation of point cloud datasets are very time-consuming and expensive since pixel-level annotations are needed. With the powerful ability to learn useful representations from unlabeled data, the unsupervised learning methods, sometimes also known as self-supervised learning methods, have drawn significant attention.

The general pipeline of unsupervised learning with a deep neural network is to design a "pretext" task for the network to solve while the label for this pretext tasks can be automatically generated based on the attributes of the data. After the network is trained with pretext tasks, the network will be able to capture useful features. Recently, many unsupervised learning methods have been proposed to learn image features by training networks to solve pretext tasks such as playing image jigsaw [20], clustering images [5], predicting image rotations [12], image inpainting [21], generating images with generation adversarial network [25],

etc. The unsupervised learning methods for image feature learning have obtained great success and the performance of the unsupervised learning methods sometimes come very close to that of the supervised methods [5, 13].

Some unsupervised learning methods have also been proposed for point cloud unsupervised learning [15, 7, 9, 35, 1, 37]. Most of them are based on Auto-Encoder (AE) [9, 35, 1, 37]. Various AEs are proposed and the features are obtained by training AEs to reconstruct the 3D point cloud data. Since the main purpose of an AE is to reconstruct the data, the networks may need to memorize the low-level features of the point cloud.

In this paper, we propose an unsupervised feature learning approach for point cloud by training GNNs to solve two pretext tasks consecutively, which are part contrasting and object clustering. Specifically, the network is trained to accomplish two pretext tasks: to compare (contrast) two point cloud cuts and to cluster point cloud objects. First, all the 3D point objects are cut into two parts and a GNN (ContrastNet) is trained to verify whether two randomly sampled parts from the dataset belong to the same object. Second, the point cloud data is clustered into clusters by using the features learned by the ContrastNet, and another GNN (ClusterNet) is trained to predict the cluster ID of each point cloud data. The contrasting learning forces the ContrastNet to learn high-level semantic features while ignoring low-level features, whereas the predicted cluster IDs boost the quality of learned features by training the ClusterNet to discover objects that belong to the same semantic categories.

In summary, our main contributions in this paper are as follows:

- A generalized and effective unsupervised feature learning framework is proposed for point cloud data. By training deep neural networks to solve two pretext tasks, part contrasting and object clustering, the networks are able to learn semantic features for point cloud data without using any annotations.
- In particular, aligning pseudo-labels for point clouds using clustering is able to transfer knowledge from pre-training models to fine-tuning models. This step significantly boosts the classification performance, a 2.9% improvement on ModelNet40.
- The extensive experiments show that our proposed approach outperforms most of the state-of-the-art unsupervised learning methods. With the features learned from the unlabeled dataset, the proposed model obtains 86.8% and 93.8% on ModelNet40 and ModelNet10 dataset respectively.

2. Related Work

Point Cloud Understanding: Various approaches have been proposed for point cloud understanding tasks, includ-

ing classification, segmentation, and recognition and detection. All the approaches can be classified into three categories: hand-crafted methods [2, 32, 3, 27, 26, 17, 14, 7], CNNs on regular 3D data [19, 36, 33, 16, 23, 31, 28, 8, 10], and CNNs on unordered 3D data (Point Clouds) [22, 24, 34, 6].

The first type of methods is hand-crafted based methods. These traditional methods capture the local geometric structure information of point clouds such as intrinsic descriptors [2, 32, 3], or extrinsic descriptors [27, 26, 17, 14, 7]. Although the hand-crafted methods have been applied to point cloud data, these methods have very limited performance of 3D data analysis.

Applying 3D convolutional neural networks to regular 3D data usually obtained better performance than traditional hand-crafted features. There are several approaches to handle the regular 3D data with CNN: Volumetric methods [19, 36, 33, 16, 23] voxelize unordered data to a static 3D grid then 3D CNNs are used to process the data. This kind of methods has a constraint on efficiency and complexity due to the data sparsity and cost of CNNs. Multi-view methods [31, 28] use 2D CNNs after rendering the 3D data to 2D images, which have obtained significant performance improvement on the classification task. However, this kind of methods has constraints in doing point level task, such as segmentation. Spectral methods [4, 18] apply spectral CNNs on meshes that are constrained by the expandability to other data formats. Feature-extracting methods [8, 10] extract features of 3D data and then apply CNNs to the features, which deeply depend on the quality of the extracted features.

Recently, a number of methods have been proposed for understanding unordered point cloud data [22, 24, 34, 6]. Qi *et al.* made the first attempt to designing a deep net architecture, named PointNet [22], for using unordered point cloud to perform 3D shape classification, shape part segmentation and scene semantic parsing tasks. PointNet process each 3D point in a sample individually, therefore disarrangement of the point cloud will not constrain the function of the model. However, because of this, PointNet does not utilize the local structure of point cloud, which limits its ability to recognize fine-grained patterns. Later, they proposed PointNet++ which applied PointNet recursively on a nested partitioning of the input point set [24] to improve the PointNet and address the impact of local information lost. To capturing local structure, Wang *et al.* proposed an edge-convolution network to specifically model local neighborhood information by applying convolutions over the k nearest neighbors calculated by KNN in metric space, and the k nearest neighbors can be dynamically updated in different layers [34].

Unsupervised Feature Learning: Various unsupervised learning methods have been proposed to learn features from unlabeled data [15, 7, 9, 35, 1, 37, 5]. Girdhar *et*

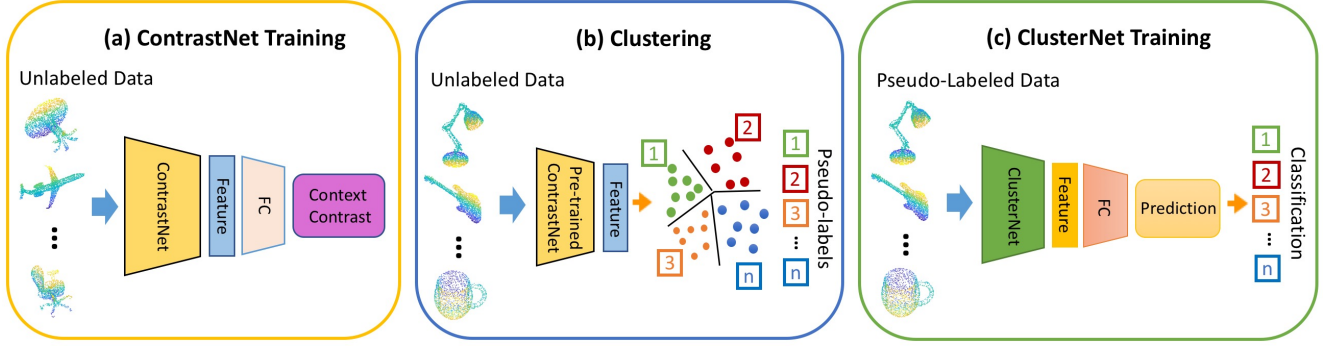


Figure 2. The unsupervised feature learning includes three main steps: (a) ContrastNet for part contrast learning, by verifying whether two point cloud cuts belong to the same object; (b) Cluster samples of 3D objects and assign cluster IDs, using the features learned by ContrastNet; (c) ClusterNet for object clustering learning, by training the network with the 3D point cloud data while the labels are the cluster IDs assigned by the clustering step.

al. proposed the TL-embedding network[9], which consists of an autoencoder that ensures the representation is generative and a convolutional network that ensures the representation is predictable. Sharma *et al.* proposed a full convolutional volumetric autoencoder to learn volumetric representation from noisy data by estimating the voxel occupancy grids [35]. Achlioptas *et al.* proposed LatentGAN by introducing a new deep AutoEncoder (AE) network with state-of-the-art reconstruction quality and generalization ability for point cloud data [1]. Yang *et al.* proposed FoldingNet which is a novel end-to-end autoencoder that is the state-of-the-art for unsupervised feature learning on point clouds [37]. A graph-based enhancement is applied to the encoder to enforce local structures on top of PointNet, and a folding-based decoder deforms a canonical 2D grid onto the underlying 3D object surface of a point cloud.

Most of the deep learning based methods use auto-encoder variations for learning features on unlabeled point cloud data. However, the purpose of the autoencoder is to reconstruct the data and the feature may have a good performance on low-level tasks such as completion, reconstruction, and denoise, but have an inferior performance on tasks demands more high-level semantic meanings. Therefore, we propose the ContrastNet and ClusterNet to learn features by exploring high-level semantic features in the part and object levels respectively. Our method outperforms most of the unsupervised methods on two ModelNet datasets and only 0.6% lower than the supervised method PointNet on the ModelNet40 dataset.

3. Method

To learn features from unlabeled point cloud data, we propose to learn features by training networks to accomplish both of the part contrasting and the object clustering pretext tasks. The pipeline of our framework is illustrated

in Fig. 2, which includes three major steps: ContrastNet for part contrast learning, clustering using the learned features, and then ClusterNet for object cluster learning using the cluster IDs. Here is a summary of the three modules before we get into details of the ContrastNet and ClusterNet.

a) ContrastNet: Part Contrast Learning: The first step is to learn features by training a network called ContrastNet to accomplish the part contrast task. Specifically, the part contrast task is to verify whether two point cloud segments (parts) belong to the same sample (object). The positive pair is drawn by selecting two different segments from the same object, while the negative pair is drawn by selecting two segments from two different objects.

b) Clustering to Obtain Pseudo-labels: After the training with the part contrasting finished, the trained ContrastNet can obtain high-level semantic features from point cloud data. Using the extracted features, the 3D point cloud data samples are clustered into different clusters. Kmeans++ [11] is used as the clustering algorithm in the paper. The point cloud data from the same cluster have high similarity while the data from different clusters have low similarity.

c) ClusterNet: Classification using Pseudo-labels: Once obtained the clusters for the training data by using the Kmeans++ algorithm, the cluster IDs can be used as the pseudo-labels to train another network called ClusterNet, which is also based on the GNN structure in our implementation. The clustering is used to boost the quality of the learned features of the ContrastNet. We would like to note that the architecture of the network for this step does not depend on the previous self-supervised model ContrastNet and therefore it can be flexibly designed as the demands.

3.1. ContrastNet: Part Contrast Learning

When a point cloud data is observed from different views, only a part of the 3D object can be seen. The ob-

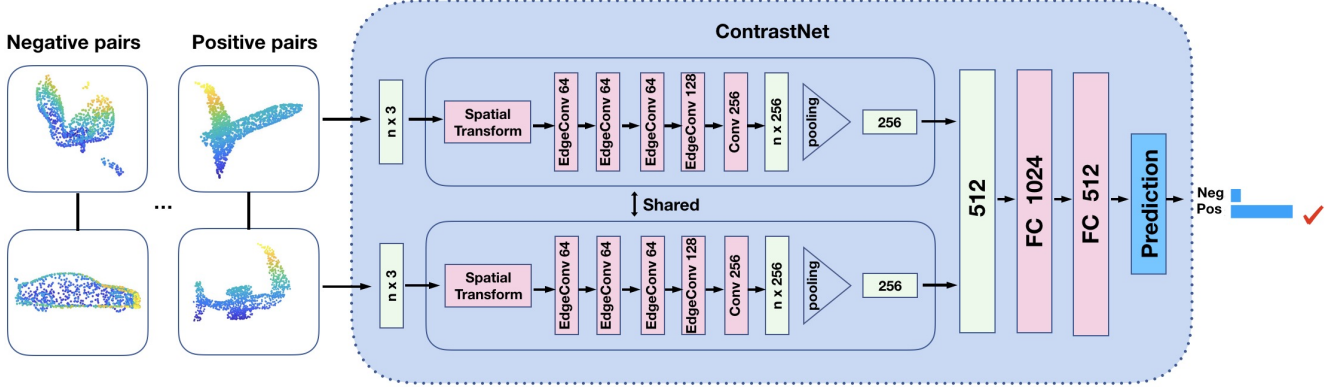


Figure 3. The architecture of ContrastNet for part contrast learning. The positive pairs are generated by randomly sampling two segments from the same point cloud sample, while the negative pairs are generated by randomly sampling two segments from two different samples. A dynamic graph convolution neural network (GNN) is used as the backbone network. The features of two segments are concatenated and fed to fully connected layers to make the prediction of positive or negative. The part contrast learning does not require any data annotations by humans.

servable part can be very different based on the view. For example, as shown in Fig. 1. For the same airplane, when it is observed from different views, the observed segments can be totally different. However, the different segments still belong to the same object.

Inspired by this observation, we proposed the part (segment) contrast as the pretext task for a GNN to solve. The task is defined as to train a ContrastNet to verify whether two point cloud segments belong to the same object. The positive pair is drawn by selecting two different segments from the same object, while the negative pair is drawn by selecting two segments from two different objects. The illustration of the part contrast task is shown in Fig. 3.

We randomly split one object into two segments with almost the same number of 3D points, and then a pair of objects includes 4 segments. If a pair of the segments are segmented from the same object, this pair is a positive instance that will be labeled as 1. Otherwise, if a pair of segments comes from two objects, this pair is a negative instance and will be labeled as 0. For example, if segment A and segment B come from different parts of object 1, and segment C and segment D come from different parts of object 2, then there will have 6 pairs, AB, CD, AC, AD, BC, and BD. In the 6 pairs, AB and CD are positive pairs since the two segments in the pair are from the same object and the other four pairs are the negative pairs. We model this task as a binary classification problem. As the training goes on, the segments from the same object should have a smaller distance while the segments from different objects have a larger distance. In this way, the semantic features can be learned by this process.

Note that since a pair of objects may belong to the same category, the training of positive and negative has a certain percentage of "noisy data". For example, In ModelNet40

dataset, objects belong to 40 categories. Without using the labels in training ContrastNet, there is a 1/40 (2.5%) error in the input data for verifying positive or negative instances.

As for the network architecture, we choose the DGCNN [34] as the backbone model since this model specifically captures the local structure of the point cloud and yields better performance. The details of the network architecture are shown in Fig. 3. There are two branches, one for each point cloud segment, from a pair of input segments. Each branch consists of a spatial transformer network to align the point cloud and followed by 4 EdgeConv layers with 64, 64, 64, 128 kernel sizes, respectively. After which, one convolutional layer with 256 channels is used to embed the four embeddings obtained by the four EdgeConv layers to high dimensional space. The feature then is pooled into a 256-dimension vector by applying the max-pooling layer. The two feature vectors from the two branches are then concatenated into a vector to be fed to three fully-connected layers (with 1, 024, 512, 2 vector lengths, respectively). The ReLU activation and batch normalization are used for each layer and 50% dropout is used on each fully-connected layer. The cross-entropy loss is optimized by using mini-batch stochastic gradient descent (SGD) and back-propagation to compute the gradient.

3.2. ClusterNet: Knowledge Transfer with Clusters

The underline intuition of clustering is that 3D objects from the same categories have high similarity than those from different categories. After obtaining the clusters of the data by using the Kmeans++, based on the features extracted by ContrastNet. The cluster IDs of the data are used as the "pseudo" labels to train a ClusterNet, so that more meaningful features may be extracted from it. We hope that using cluster IDs as pseudo labels in ClusterNet can provide

more powerful self-supervision and therefore, the network can learn more representative features for object classification.

Given any unlabeled point cloud dataset $X = \{x_1, x_2, \dots, x_N\}$ of N images, The clustering process can be parametrized as [11]:

$$\min_{C \in \mathbb{R}^{d \times k}} \frac{1}{N} \sum_{n=1}^N \min_{y_n \in \{0,1\}^k} \|f_\theta(x_n) - C y_n\|_2^2, \quad y_n^\top \mathbf{1}_k = 1, \quad (1)$$

where f_θ is the feature extractor that can map any point cloud data into a vector, θ is the set of corresponding parameters that need to be optimized, y_n is the cluster ID. Solving this clustering problem provides a set of optimal assignments $(y_n^*)_{n \leq N}$ and a centroid matrix C^* . The cluster ID assignments $(y_n^*)_{n \leq N}$ are then used as the pseudo-labels to train the GNN.

The training of ClusterNet, also based on DGCNN [34], with the cluster ID assignments as the pseudo-labels, is described as:

$$\min_{\theta, W} \frac{1}{N} \sum_{n=1}^N \ell(g_W(f_\theta(x_n)), y_n), \quad (2)$$

where the purpose of training is to find the optimal parameters θ^* such that the mapping f_{θ^*} produces good general-purpose features for point cloud data. A parametrized classifier g_W predicts the correct labels of the data based on the features $f_\theta(x_n)$. All the parameters are learned by optimizing this loss function. In supervised training, parameters θ are optimized with the human-annotated labels while each data x_n is paired with a human-annotated label y_n in $\{0, 1\}^k$. In our unsupervised learning training, each data x_n is paired with a pseudo label y_n that is generated by the clustering algorithm. The label y_n indicates the data's membership to one of the k clusters, where k can be specified in the clustering algorithm. In our experiments (below), various number of clusters are tested for comparing the impact on feature extraction. In training the ClusterNet, this loss function is optimized by using mini-batch stochastic gradient descent (SGD) and backpropagation to compute the gradient.

4. Experimental Results

We conduct extensive experiments to evaluate the proposed approach and the quality of the learned features for point cloud on the point cloud classification task.

4.1. Implementation Details

ContrastNet: During the part contrast unsupervised learning, each object is cut by randomly generated 15 planes into 30 segments. Each segment has at least 512 points. Any two segments from the same object are treated as the

positive samples while any two segments from two different objects are treated as negative samples. The DGCNN is used as the backbone of ContrastNet. During the unsupervised part contrast training phase, the learning rate is 0.001, momentum is 0.9, the optimizer is Adam, the learning rate decay rate is 0.7, and the decay step is 200000.

ClusterNet: The Kmeans++ is used as the clustering algorithm to cluster the data based on the embeddings extracted by the ContrastNet. We test the performance of different cluster numbers to train the ClusterNet. The same DGCNN is used as the backbone in the ClusterNet except that the size of the last dense layer is the cluster number. During the training with pseudo labels, the learning rate is 0.001, momentum is 0.9, the optimizer is Adam, the learning rate decay rate is 0.7, and the decay step is 200000.

All the experiments for both the ContrastNet and ClusterNet are done on three point cloud benchmarks: ModelNet40, ShapeNet, and ModelNet10. The data augmentation including random rotation, shift, and jittering are used during all the training phases.

4.2. Dataset

ModelNet40: The ModelNet40 contains 12,311 meshed CAD models covering 40 classes. There are 9,843 and 2,468 samples in the training and testing splits, respectively. In all our experiments, 1024 points are randomly picked for each model during the training and testing phases. This dataset is used to train and test our unsupervised learning method. During training, this dataset has been used for learning features without using the class labels. During the testing phase, this dataset is used to evaluate the quality of the learned features.

ModelNet10: The dataset contains 10 categories including 3991 meshed CAD models for training and 909 models for testing. We randomly sample 2048 points from the mesh faces and use the (x, y, z) coordinates of sampled points in all experiments. This model is only used for testing the quality of the learned features.

ShapeNet: The ShapeNet part dataset that contains 16 categories including 12,137 models for training and 2,874 for testing from ShapeNet dataset. In all our experiments, 1024 points are randomly picked for each model during the training and testing phases. This dataset is used for unsupervised training.

4.3. Can ContrastNet Accomplish the Part Contrast Task?

The hypothesis of our idea is that the ContrastNet is able to learn semantic features by accomplishing the "part contrast" pretext task, and then the learned features can be used for other downstream tasks, such as point cloud classification. Therefore, we test the performance of ContrastNet in verifying whether two patches belong to the same ob-

ject. No human-annotated labels are used during the training phased of ContrastNet.

The performance of ContrastNet in part contrasting is shown in Table. 1. The average accuracy of part contrast is more than 90% on the two datasets, with cross-dataset testing. However, for the unsupervised learning methods, we have realized that the network can easily learn trivial solutions such as capturing edges and corners and make predictions based on these specific features. To verify whether the ContrastNet learned useful features, we visualize the testing data by using TSNE.

Training	Testing	Accuracy(%)
ShapeNet	ShapeNet	94.0
ShapeNet	ModelNet40	86.4
ModelNet40	ModelNet40	95.0
ModelNet40	ShapeNet	90.9

Table 1. Performance of ContrastNet in part contrasting on ShapeNet and ModelNet40 datasets.

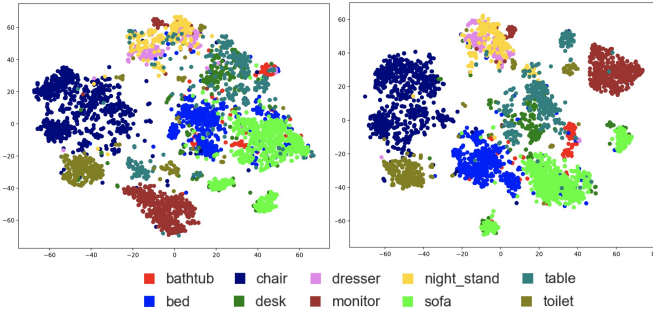


Figure 4. Visualization of object embedding of the ModelNet10 test data through part contrast training on the ShapeNet dataset. The features are learned by part contrast learning (left) and then boosted by object clustering (right).

The TSNE visualization of the learned features is shown in Fig. 4. All of the data covering 10 classes of ModelNet10 is visualized. The figure shows that the ContrastNet indeed learned semantic features and the data from the same class are closer than the data from different classes. Clustering enhances the features more, which will be discussed more in the impact on classification.

4.4. Transfer Features Learned by ContrastNet to Classification Task

To quantitatively evaluate the quality of the learned features by using the part contrasting pretext task, we conduct experiments on three different datasets: ShapeNet, ModelNet10, and ModelNet40. The features are extracted by the ContrastNet that is only trained with the part contrast task on unlabeled data. A linear classifier SVM is trained based

on the features of the training data, and the testing classification accuracy is reported in the column "ContrastNet" in Table 2.

Following the practice of previous work [37, 35], we conduct cross-dataset training and testing to verify the generalization ability of features between different datasets. As shown in Table 2, when trained only with a linear classifier SVM on one dataset, the ContrastNet trained on ShapeNet is able to achieve 84.1% and 91.0% on ModelNet40 and ModelNet10 dataset respectively. As a comparison, the model trained on ModelNet40 and tested on the same dataset achieved 85.7%. These results validate the effectiveness of the proposed method and that the learned features by the proposed unsupervised learning method can be transferred among different datasets.

4.5. Can Clustering Boost the Performance?

The part contrast learning indeed forces the ContrastNet to learn semantic features. However, the fact that objects belong to the same classes were treated as different objects in part contrasting (without knowing their labels) may have a negative impact on the quality of learned features by ContrastNet. Therefore, clustering is applied to discover the objects with similar appearances and the ClusterNet is trained to learn features by using the cluster IDs as object labels. We hope that the ClusterNet should be able to help the model learn more discriminative features.

The features extracted by the ContrastNet for a dataset are used to group the data into a number of clusters using the Kmeans++ algorithm. A ClusterNet is trained from scratch to predict the cluster ID of each data sample. After the training is finished, the network is tested on the point cloud classification task using the same SVM on the same three benchmarks as above. The classification results are shown in column "ClusterNet" of Table. 2, where the number of clusters is selected as 300 (see below for a discussion).

Training	Testing	ContrastNet(%)	ClusterNet(%)
ShapeNet	ModelNet40	84.1	86.8 (+2.7)
ShapeNet	ModelNet10	91.0	93.8 (+2.8)
ModelNet40	ModelNet40	85.7	88.6 (+2.9)

Table 2. Comparison of 3D object classification results using ContrastNet and ClusterNet. The classification accuracy of ClusterNet have average 2.8% improvement on all experiments.

As shown in Table 2, training the ClusterNet to predict the cluster ID of each data, generated by Kmeans++ based on the features learned by ContrastNet, can significantly boost the point cloud classification accuracy. The clustering boosts the classification accuracy on all the three datasets by at least 2.7%. These improvements validate the effectiveness of using clustering to boost the quality of the

learned features, as shown in Fig. 4.

We also conduct experiments to evaluate the impact of the numbers of clusters on the quality of features. By varying the numbers of clusters, we have examined the point cloud classification accuracy on the three benchmark datasets, as shown in Table 3.

Clusters	ShapeNet ModelNet40	ShapeNet ModelNet10	ModelNet40 ModelNet40
100	86.2%	93.5%	87.7%
200	86.4%	93.6%	88.2%
300	86.8%	93.8%	88.6%
400	86.5%	93.2%	87.8%

Table 3. The relation of number of clusters and the performance on point cloud classification. The classification performance improved slightly when larger cluster numbers are used.

As shown in Table. 3, The points cloud classification performance improved when larger cluster numbers are used and then saturated when the numbers are larger than certain values. When more clusters are discovered, the fine-grained object group can be discovered which probably leads to more discriminative features.

To further analysis the quality of learned features, we evaluate the quality of the clusters by calculating the accuracy of each cluster. Specifically, for each cluster, we assign the category label of the majority data as the label and evaluate the accuracy of all the data. We cluster the ShapeNet and ModelNet40 into 16 and 40 clusters respectively, since these numbers equal to the actual numbers of categories in the two datasets. The results are shown in Table 4.

As shown in Table 4, the cluster accuracy on ShapeNet is 83.4% which means that 83.4% of the data are correctly clustered into the same labels using Kmeans++. The clustering accuracy on ModelNet40 is 64.2%, which is much lower than that of ShapeNet, probably because ModelNet has more categories than ShapeNet. However, even with the low clustering accuracy, the testing accuracy obtained after ClusterNet using SVM on ModelNet40 dataset is 87.4%, a 23.2% "improvement" over the training data "accuracy", which means ClusterNet can significantly optimize the quality of the features with a clustering.

Pre-training	Clusters	Clustering Acc.	Testing Acc.
ShapeNet	16	83.4%	86.1%
ModelNet40	40	64.2%	87.4%

Table 4. The accuracy of the cluster results. Clustering using Kmeans++ can effectively cluster the data and the clustering accuracy pretty depends on the number of the categories. The testing accuracy are obtained from ClusterNet using SVM, that has 23.2% improvement on ModelNet40.

4.6. Data Amount Ablation Study

We have realized that even with unsupervised feature extraction, we have to know data labels for training a classifier for the classification task. In a real-world scenario, the data annotation is very expensive and sometimes demands special skills. Even a few training examples may take a lot of effort to collect and annotate. Therefore, in this section, we evaluate the impact of the amount of labeled data for SVM training after the ClusterNet feature extraction. We vary the amount of labeled training data for SVM and observe the point cloud classification performance. The performance is shown in Fig. 5.



Figure 5. Relation of the point cloud object classification accuracy and the training data amount on ClusterNet for classification. The performance of object classification increases along with more annotated training data is used.

We can see that even if only 5% of the labeled training data are available, the test accuracy is still more than 55%. When 20% of the training data are available, the test classification accuracy is already close to 78%. This demonstrates that when annotated data are extremely limited (a few data per class), the unsupervised learned model can still perform well.

4.7. Quantitative Results

The clustering can cluster point cloud objects into groups that the objects from the same groups have smaller distances in the feature space while objects from different groups have larger distances in the feature space. The quality of the cluster indicates the discriminative ability of the learned features. Therefore, we randomly select 6 clusters and show the cluster center and the top 5 objects that closest to the cluster center.

The quantitative results of clusters at different row are shown in Fig. 6. Each row represents the objects from the same cluster discovered by the Kmeans++ based on the unsupervised learning features. As shown in Fig. 6, the object from the same cluster have very high similar appearance

and geometry.

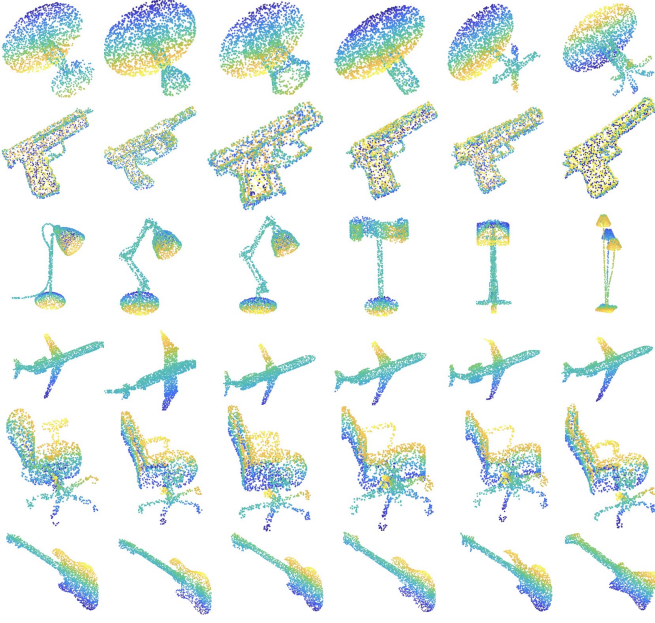


Figure 6. Visualizing clustering result after applying Kmeans++ on the unlabeled data. The first column is the discovered centroid of each cluster and the other five columns are the top five closest data to the centroid.

4.8. Compare with the State of the Art

In this section, we compare our approach with both the supervised models [22, 22, 34] and other unsupervised learning models [15, 7, 9, 29, 35, 1, 37] on point cloud classification benchmarks ModelNet10 and ModelNet40. In all comparison, we use the ClusterNet.

Following the common practice [37, 35], all the unsupervised models are trained on the ShapeNet data with the same procedure. The methods in [15, 7] are hand-crafted features and methods in [9, 29, 35, 1, 37] are deep learning based methods. On the ModelNet10 dataset, our methods outperforms SPH [15], LFD [7], TLNetwork [9], VConv-DAE [29], and 3DGAN [35], and only 0.6% lower than FoldingNet [37] which is the latest work for unsupervised feature learning. On the ModelNet40 datasets, our method outperforms all the methods except FoldingNet (1.6% lower). We would like to note that our ClusterNet has a much simpler structure and is easier in training.

In addition to compare with the unsupervised feature learning methods, we also compare the performance with the recent supervised methods including PointNet [22], PointNet++ [24], and DGCNN [34]. All the parameters of these methods are trained with human-annotated labels, while our results are obtained by training linear SVM based on the features extracted by ContrastNet. The performance

Models	ModelNet40 (%)	ModelNet10 (%)
SPH [15]	68.2	79.8
LFD [7]	75.5	79.9
T-L Network [9]	74.4	-
VConv-DAE [29]	75.5	80.5
3D-GAN [35]	83.3	91.0
Latent-GAN [1]	85.7	95.3
FoldingNet [37]	88.4	94.4
ClusterNet (Ours)	86.8	93.8

Table 5. The comparison on classification accuracy between our ClusterNet and other unsupervised methods on point cloud classification dataset ModelNet40 and ModelNet10.

comparison is shown in Table. 6.

Models	ModelNet40 (%)
POINTNET [22]	89.2
POINTNET++ [24]	90.7
POINTCNN [37]	92.2
DGCNN [34]	92.2
ClusterNet (Ours)	88.6

Table 6. The comparison on classification accuracy between our ClusterNet and the supervised methods on point cloud classification on ModelNet40.

As shown in Table. 6, the supervised methods have better performance because all the parameters are tuned by the hand-annotated labels. With the unsupervised learned features and a linear SVM, the performance of our model (using unsupervised DGCNN) is only 3.6% lower than the supervised DGCNN. These results demonstrate the effectiveness of our unsupervised learning methods.

5. Conclusion

We have proposed a straightforward and effective method for learning features for point cloud data from unlabeled data. The experiment results demonstrated that proposed pretext tasks (part contrasting and object clustering) are able to provide essential semantic information of the point cloud data for the network to learn semantic features. Our proposed methods have been evaluated on three public point cloud benchmarks and obtained comparable performance with other state-of-the-art self-supervised learning methods.

6. Acknowledgments

The work is partially supported by the National Science Foundation via awards #CNS-1737533 and #IIP-1827505, as well as a CUNY-Bentley CRA.

References

- [1] Panos Achlioptas, Olga Diamanti, Ioannis Mitliagkas, and Leonidas Guibas. Representation learning and adversarial generation of 3d point clouds. *arXiv preprint arXiv:1707.02392*, 2(3):4, 2017. 2, 3, 8
- [2] Mathieu Aubry, Ulrich Schlickewei, and Daniel Cremers. The wave kernel signature: A quantum mechanical approach to shape analysis. In *ICCVW*, pages 1626–1633. IEEE, 2011. 2
- [3] Michael M Bronstein and Iasonas Kokkinos. Scale-invariant heat kernel signatures for non-rigid shape recognition. In *2010 IEEE Computer Society Conference on Computer Vision and Pattern Recognition*, pages 1704–1711. IEEE, 2010. 2
- [4] Joan Bruna, Wojciech Zaremba, Arthur Szlam, and Yann LeCun. Spectral networks and locally connected networks on graphs. *arXiv preprint arXiv:1312.6203*, 2013. 2
- [5] Mathilde Caron, Piotr Bojanowski, Armand Joulin, and Matthijs Douze. Deep clustering for unsupervised learning of visual features. In *ECCV*, pages 132–149, 2018. 1, 2
- [6] Angel X Chang, Thomas Funkhouser, Leonidas Guibas, Pat Hanrahan, Qixing Huang, Zimo Li, Silvio Savarese, Manolis Savva, Shuran Song, Hao Su, et al. Shapenet: An information-rich 3d model repository. *arXiv preprint arXiv:1512.03012*, 2015. 1, 2
- [7] Ding-Yun Chen, Xiao-Pei Tian, Yu-Te Shen, and Ming Ouhyoung. On visual similarity based 3d model retrieval. In *Computer graphics forum*, volume 22, pages 223–232. Wiley Online Library, 2003. 2, 8
- [8] Yi Fang, Jin Xie, Guoxian Dai, Meng Wang, Fan Zhu, Tiantian Xu, and Edward Wong. 3d deep shape descriptor. In *CVPR*, pages 2319–2328, 2015. 2
- [9] Rohit Girdhar, David F Fouhey, Mikel Rodriguez, and Abhinav Gupta. Learning a predictable and generative vector representation for objects. In *ECCV*, pages 484–499. Springer, 2016. 2, 3, 8
- [10] Kan Guo, Dongqing Zou, and Xiaowu Chen. 3d mesh labeling via deep convolutional neural networks. *TOG*, 35(1):3, 2015. 2
- [11] John A Hartigan and Manchek A Wong. Algorithm as 136: A k-means clustering algorithm. *Journal of the Royal Statistical Society. Series C (Applied Statistics)*, 28(1):100–108, 1979. 3, 5
- [12] Longlong Jing and Yingli Tian. Self-supervised spatiotemporal feature learning by video geometric transformations. *arXiv preprint arXiv:1811.11387*, 2018. 1
- [13] Longlong Jing and Yingli Tian. Self-supervised visual feature learning with deep neural networks: A survey. *arXiv preprint arXiv:1902.06162*, 2019. 2
- [14] Andrew E. Johnson and Martial Hebert. Using spin images for efficient object recognition in cluttered 3d scenes. *TPAMI*, 21(5):433–449, 1999. 2
- [15] Michael Kazhdan, Thomas Funkhouser, and Szymon Rusinkiewicz. Rotation invariant spherical harmonic representation of 3 d shape descriptors. In *Symposium on geometry processing*, volume 6, pages 156–164, 2003. 2, 8
- [16] Roman Klokov and Victor Lempitsky. Escape from cells: Deep kd-networks for the recognition of 3d point cloud models. In *ICCV*, pages 863–872, 2017. 2
- [17] Haibin Ling and David W Jacobs. Shape classification using the inner-distance. *TPAMI*, 29(2):286–299, 2007. 2
- [18] Jonathan Masci, Davide Boscaini, Michael Bronstein, and Pierre Vandergheynst. Geodesic convolutional neural networks on riemannian manifolds. In *ICCVW*, pages 37–45, 2015. 2
- [19] Daniel Maturana and Sebastian Scherer. Voxnet: A 3d convolutional neural network for real-time object recognition. In *IROS*, pages 922–928. IEEE, 2015. 2
- [20] Mehdi Noroozi and Paolo Favaro. Unsupervised learning of visual representations by solving jigsaw puzzles. In *ECCV*, pages 69–84. Springer, 2016. 1
- [21] Deepak Pathak, Philipp Krahenbuhl, Jeff Donahue, Trevor Darrell, and Alexei A Efros. Context encoders: Feature learning by inpainting. In *CVPR*, pages 2536–2544, 2016. 1
- [22] Charles R Qi, Hao Su, Kaichun Mo, and Leonidas J Guibas. Pointnet: Deep learning on point sets for 3d classification and segmentation. In *CVPR*, pages 652–660, 2017. 1, 2, 8
- [23] Charles R Qi, Hao Su, Matthias Nießner, Angela Dai, Mengyuan Yan, and Leonidas J Guibas. Volumetric and multi-view cnns for object classification on 3d data. In *CVPR*, pages 5648–5656, 2016. 2
- [24] Charles Ruizhongtai Qi, Li Yi, Hao Su, and Leonidas J Guibas. Pointnet++: Deep hierarchical feature learning on point sets in a metric space. In *NIPS*, pages 5099–5108, 2017. 1, 2, 8
- [25] Alec Radford, Luke Metz, and Soumith Chintala. Unsupervised representation learning with deep convolutional generative adversarial networks. *arXiv preprint arXiv:1511.06434*, 2015. 1
- [26] Radu Bogdan Rusu, Nico Blodow, and Michael Beetz. Fast point feature histograms (fpfh) for 3d registration. In *ICRA*, pages 3212–3217. IEEE, 2009. 2
- [27] Radu Bogdan Rusu, Nico Blodow, Zoltan Csaba Marton, and Michael Beetz. Aligning point cloud views using persistent feature histograms. In *2008 IEEE/RSJ International Conference on Intelligent Robots and Systems*, pages 3384–3391. IEEE, 2008. 2
- [28] Manolis Savva, Fisher Yu, Hao Su, M Aono, B Chen, D Cohen-Or, W Deng, Hang Su, Song Bai, Xiang Bai, et al. Shrec16 track: largescale 3d shape retrieval from shapenet core55. In *Proceedings of the eurographics workshop on 3D object retrieval*, pages 89–98, 2016. 2
- [29] Abhishek Sharma, Oliver Grau, and Mario Fritz. Vconv-dae: Deep volumetric shape learning without object labels. In *European Conference on Computer Vision*, pages 236–250. Springer, 2016. 8
- [30] Shuran Song, Fisher Yu, Andy Zeng, Angel X Chang, Manolis Savva, and Thomas Funkhouser. Semantic scene completion from a single depth image. In *CVPR*, pages 1746–1754, 2017. 1
- [31] Hang Su, Subhransu Maji, Evangelos Kalogerakis, and Erik Learned-Miller. Multi-view convolutional neural networks for 3d shape recognition. In *ICCV*, pages 945–953, 2015. 2

- [32] Jian Sun, Maks Ovsjanikov, and Leonidas Guibas. A concise and provably informative multi-scale signature based on heat diffusion. In *Computer graphics forum*, volume 28, pages 1383–1392. Wiley Online Library, 2009. 2
- [33] Maxim Tatarchenko, Alexey Dosovitskiy, and Thomas Brox. Octree generating networks: Efficient convolutional architectures for high-resolution 3d outputs. In *ICCV*, pages 2088–2096, 2017. 2
- [34] Yue Wang, Yongbin Sun, Ziwei Liu, Sanjay E Sarma, Michael M Bronstein, and Justin M Solomon. Dynamic graph cnn for learning on point clouds. *arXiv preprint arXiv:1801.07829*, 2018. 1, 2, 4, 5, 8
- [35] Jiajun Wu, Chengkai Zhang, Tianfan Xue, Bill Freeman, and Josh Tenenbaum. Learning a probabilistic latent space of object shapes via 3d generative-adversarial modeling. In *NIPS*, pages 82–90, 2016. 2, 3, 6, 8
- [36] Zhirong Wu, Shuran Song, Aditya Khosla, Fisher Yu, Linguang Zhang, Xiaoou Tang, and Jianxiong Xiao. 3d shapenets: A deep representation for volumetric shapes. In *CVPR*, pages 1912–1920, 2015. 1, 2
- [37] Yaoqing Yang, Chen Feng, Yiru Shen, and Dong Tian. Foldingnet: Point cloud auto-encoder via deep grid deformation. In *CVPR*, pages 206–215, 2018. 2, 3, 6, 8