

# Optimal Recovery Sequencing of Physical Infrastructure After Disasters <sup>\*</sup>

Hemant Gehlot <sup>a</sup>, Shreyas Sundaram <sup>b</sup>, Satish V. Ukkusuri <sup>a</sup>

<sup>a</sup>*Lyles School of Civil Engineering, Purdue University, USA*

<sup>b</sup>*School of Electrical and Computer Engineering, Purdue University, USA*

---

## Abstract

In this paper, we consider a disaster scenario where multiple physical infrastructure components suffer damage. After the disaster, the health of these components continue to deteriorate over time, unless they are being repaired. Given this setting, we consider the problem of finding an optimal sequence to repair the different infrastructure components to maximize the number of components that are eventually returned to full health. We show that under certain conditions on the rates of improvement and deterioration, we can explicitly characterize the optimal repair policy as a function of the health states. We find that the optimal sequence depends on the relationship between the rate of improvement (when being repaired) and the rate of deterioration (when not being repaired).

---

## 1 Introduction

A disaster is a non-routine event that has the potential for catastrophic impacts on physical, natural and social systems. For instance, Hurricane Sandy caused 147 direct casualties along its path and brought damage in excess of \$50 billion in the United States (Blake et al., 2013). The recovery of infrastructure after a disaster is a massive task which, in turn, also affects the return patterns of displaced communities. It is therefore imperative for emergency-response agencies to determine an optimal sequence to repair the damaged components of physical infrastructure in order to maximize recovery.

There are various studies that involve sequencing of recovery decisions in post-disaster scenarios. Some studies develop network flow-based models for physical infrastructure networks where maximizing flow is considered equivalent to maximizing recovery (Nurre et al., 2012). Studies in operations research have focused on finding an optimal sequence of targeting different roads in order to remove debris after disasters (Çelik et al., 2015). However, these studies mainly focus on recovery of individual elements belonging to a certain type of physical infrastructure (e.g., roads in a transportation network) rather than focusing on sequencing decisions for

repairing portions of physical infrastructure with varying damage/health levels. Furthermore, these studies do not model deterioration of physical infrastructure over time if a component is not being repaired. Such deterioration is commonly observed in real-world post-disaster scenarios; for example road infrastructure deteriorates over time in flooded areas after hurricanes (Gaspard et al., 2007).

Our paper considers the problem of finding an optimal sequence (or control policy) that a recovery agency/entity should follow in order to maximize the number of physical infrastructure components that are returned to full health. Specifically, we consider scenarios where the health of a component decreases over time (at a certain rate) if it is not being repaired, and increases (also at a given rate) during those time-steps when it is being repaired. The contributions of this paper are as follows: 1) we prove that the optimal policy is to completely fix a given component before moving to another one when the deterioration rates are larger than the corresponding repair rates; 2) we show that the optimal policy is to target the healthiest component at each time-step when the deterioration and repair rates are homogeneous across all the components and the deterioration rates are larger than the repair rates; and 3) we prove that the optimal policy is to target the component that has the least value of health minus the rate of deterioration at each time step when the rates of repair are sufficiently larger than the corresponding rates of deterioration. In the conference version of this

---

<sup>\*</sup> Corresponding author: Hemant Gehlot.

Email addresses: hgehlot@purdue.edu (Hemant Gehlot), sundara2@purdue.edu (Shreyas Sundaram), sukkusur@purdue.edu (Satish V. Ukkusuri).

paper (Gehlot et al., 2019), we studied the recovery problem with homogeneous rates of repair and deterioration. This paper significantly expands upon the conference paper by considering heterogeneous rates of repair and deterioration and showing that it is not optimal to switch away from fixing a component before fully repairing it when the deterioration rates are larger than the repair rates (even for heterogeneous rates across the components), and fully characterizing the optimal repair policy when the (possibly heterogeneous) rates of repair are sufficiently larger than the (possibly heterogeneous) rates of deterioration.

At a high level, problems of a similar flavor can also be found in optimal control of robotic systems (Smith et al., 2012) that persistently monitor changing environments; there, the goal is to keep the level of uncertainty about some dynamic phenomena below a certain threshold, with the uncertainty growing over time whenever the phenomenon is not being observed. Our problem also has similarities to the problem of allocating resources (e.g., time slots) at a base station to many time-varying competing flows/queues (Eryilmaz and Srikant, 2007; Eryilmaz et al., 2005; Buche and Kushner, 2004). However, these studies do not consider permanent failure of components or flows being serviced, and instead focus on either bounding the long-term state of the system, or maximizing long-term throughput or stability. Job scheduling problems with degrading processing times (Cheng et al., 2004; Wei et al., 2012; Ng et al., 2010) as a function of job starting times also have analogies to our problem. A major difference between job scheduling and our problem is that in the former, a job is considered to be late if its *completion* time exceeds the corresponding due date, whereas in our problem, an infrastructure component is considered to be permanently failed if its health reaches zero before the entity *starts* to fix it. Another important difference is that a job is completely processed even if its completion time exceeds the corresponding due date; in contrast, an infrastructure component cannot be fixed if its health value reaches the state of permanent failure. Our problem also has similarities with scheduling analysis of real-time systems (Zhang and Burns, 2009); there, the analysis focuses on real-time tasks that become available for processing at different times; in contrast, all the infrastructure components in our problem are available for repair starting at the same time.

Control problems for switched systems (Nghiem et al., 2011; Nilsson and Ozay, 2017) also have similarities to our problem. These studies characterize scheduling control policies so that states (e.g., temperature) of the components (e.g., room) in the system always stay in a given interval. In these studies, the system becomes unstable (equivalent to the notion of permanent failure in our problem) if the state of a component violates any of the two interval thresholds. In contrast, our problem has one desirable threshold and one undesirable/failure threshold. The desirable and undesirable thresholds rep-

resent the health value of an infrastructure component when it is permanently repaired and permanently failed, respectively. This model is motivated by the fact that after disasters, infrastructure components such as roads and water/sewer pipes deteriorate rapidly in comparison to the deterioration faced during normal times. For instance, hairline cracks pose little threat to the functionality of pipes; however, in disasters, deterioration is accelerated until the cracks are repaired (Chisolm and Matthews, 2012). The structural strength of pavement sections submerged by floodwaters also significantly reduces over time (Sultana et al., 2014). Thus, it can be assumed that the health of a component does not significantly vary due to normal deterioration processes once it is repaired after disasters and thus can be considered to be *permanently repaired*. Also, infrastructure components like pavement sections can deteriorate to such a level after disasters that they become unusable and require full replacement, which is expensive and thus undesirable (Sultana et al., 2016). At that point, components can be considered to be *permanently failed*. So, the objective of our problem is to maximize the number of components that can be repaired to the desirable threshold value (or permanent recovery) without ever reaching the undesirable threshold (permanent failure). This difference leads us to characterize optimal policies of different types depending on the problem conditions. We show that non-jumping policies, where jumping between different components is not allowed, turn out to be optimal under some conditions. In contrast, the aforementioned studies related to switched systems do not characterize non-jumping policies to be optimal; indeed, jumping is necessary to meet the objectives of those problems.

The outline of the paper is as follows. In the next section, we formally present the problem that we consider in this paper. After this, we characterize the optimal control policies for some instances of this problem. Finally, we present the results of simulation studies to compare the optimal control policies with randomly generated control policies.

## 2 Problem Statement

There are  $N(\geq 2)$  nodes indexed by the set  $\mathcal{V} = \{1, 2, \dots, N\}$ , each representing a component of physical infrastructure. For instance, a node could represent a portion of the power grid, the road network in a given area, the communication infrastructure in a region, a group of buildings, etc. There is a recovery agency (also referred to as an *entity*) whose objective is to repair these components after a disaster. We assume that time progresses in discrete time steps, capturing the resolution at which the entity makes decisions about which node to repair. We index the time steps with the variable  $t \in \mathbb{N}$ . The *health* of each node  $j \in \mathcal{V}$  at time step  $t$  is denoted by  $v_t^j \in [0, 1]$ . The initial health of each node  $j$  is denoted by  $v_0^j \in (0, 1)$ . The aggregate state vector

for the entire system at each time step  $t \in \mathbb{N}$  is given by  $\{v_t^j\}$ , where  $j \in \{1, \dots, N\}$ .

**Definition 1** We say that node  $j$  **permanently fails** at time step  $t$  if  $v_t^j = 0$  and  $v_{t-1}^j > 0$ . We say that node  $j$  **permanently recovers** (or is fixed) at time step  $t$  if  $v_t^j = 1$  and  $v_{t-1}^j < 1$ . If a node permanently fails or permanently recovers, then its health does not change thereafter.

At each time step  $t$ , the entity can target exactly one node to repair during that time step.<sup>1</sup> Thus, the control action taken by the entity at time step  $t$  is denoted by  $u_t \in \mathcal{V}$ . If node  $j$  is being repaired by the entity at time step  $t$  and it has not permanently failed or recovered, its health increases by a quantity  $\Delta_{inc}^j \in [0, 1]$  (up to a maximum health of 1). If node  $j$  is not being repaired by the entity at time step  $t$  and it has not permanently failed or recovered, its health decreases by a fixed quantity  $\Delta_{dec}^j \in [0, 1]$  (down to a minimum health of 0). Thus,  $\{\Delta_{inc}^j\}$  and  $\{\Delta_{dec}^j\}$  represent the vectors of the rates of repair and deterioration, respectively. For each node  $j$ , the dynamics of the (controlled) recovery process are given by

$$v_{t+1}^j = \begin{cases} 1 & \text{if } v_t^j = 1, \\ 0 & \text{if } v_t^j = 0, \\ \min(1, v_t^j + \Delta_{inc}^j) & \text{if } u_t = j \text{ and } v_t^j \in (0, 1), \\ \max(0, v_t^j - \Delta_{dec}^j) & \text{if } u_t \neq j \text{ and } v_t^j \in (0, 1). \end{cases} \quad (1)$$

**Definition 2** For any given initial state  $v_0 = \{v_0^j\}$  and control sequence  $\bar{u}_{0:\infty} = \{\bar{u}_0, \bar{u}_1, \dots\}$ , we define the **reward**  $J(v_0, \bar{u}_{0:\infty})$  as the number of nodes that become permanently repaired under that sequence. Mathematically,  $J(v_0, \bar{u}_{0:\infty}) = |\{j \in \mathcal{V} \mid \exists t \geq 0 \text{ s.t. } v_t^j = 1\}|$ .

Based on the dynamics (1) and the reward definition given above, we study the following problem in this paper.

### Problem 1 (Optimal Recovery Sequencing)

Given a set  $\mathcal{V}$  of  $N$  nodes with initial health values  $v_0 = \{v_0^j\}$ , along with repair and deterioration rates  $\{\Delta_{inc}^j\}$  and  $\{\Delta_{dec}^j\}$ , respectively, find a control sequence  $u_{0:\infty}^*$  that maximizes the reward  $J(v_0, u_{0:\infty}^*)$ .

Before presenting our analysis of the problem, we introduce the concept of a **jump**.

**Definition 3** The entity is said to have jumped at some time step  $t$  if it starts targeting a different node before fully fixing the node it targeted in the last time step. That

<sup>1</sup> We leave an investigation of the case where the entity can simultaneously target multiple nodes for future work.

is, if  $u_{t-1} = j$ ,  $v_t^j < 1$  and  $u_t \neq j$  then the entity is said to have jumped at time step  $t$ . A control sequence that does not contain any jumps is said to be a **non-jumping sequence**.

We will split our analysis of the optimal control sequence for Problem 1 into two parts: one for the case where  $\Delta_{dec}^j \geq \Delta_{inc}^j, \forall j \in \{1, \dots, N\}$ , and the other for the remaining cases.

### 3 Optimal recovery sequencing for $\Delta_{dec}^j \geq \Delta_{inc}^j, \forall j \in \{1, \dots, N\}$

We first show that non-jumping policies are optimal when  $\Delta_{dec}^j \geq \Delta_{inc}^j, \forall j \in \{1, \dots, N\}$ . Subsequently, we show that when the repair rates are lower bounded by a positive real number, the optimal sequence can be found via an algorithm that has run-time polynomial in the number of nodes (but exponential in a certain function of the repair and deterioration rates). Finally, we consider the special case of Problem 1 where the deterioration and repair rates are homogeneous across all the nodes. For this case, we explicitly characterize the optimal non-jumping policy, and thereby find the globally optimal policy.

#### 3.1 Optimality of non-jumping policies

First, we analyze properties of sequences containing at most one jump and later generalize to sequences containing an arbitrary number of jumps. We start with the following result.

**Lemma 1** Suppose  $\Delta_{dec}^j \geq \Delta_{inc}^j, \forall j \in \{1, \dots, N\}$ . Consider the two control sequences  $A$  and  $B$  targeting  $N$  nodes shown in Figures 1 and 2, respectively. Suppose sequence  $A$  fixes all nodes and contains exactly one jump, where the entity partially fixes node  $i_1$  before moving to node  $i_2$  at time step  $t_1^A$ . Sequence  $A$  then fully repairs nodes  $i_2, i_3, \dots, i_k$ , before returning to node  $i_1$  and fully repairing it. Sequence  $B$  is a non-jumping sequence that targets nodes in the order  $\{i_2, i_3, \dots, i_k, i_1, i_{k+1}, \dots, i_N\}$ . Let  $t_j^A$  (resp.  $t_j^B$ ) be the number of time steps taken to fix node  $i_j$  in sequence  $A$  (resp. sequence  $B$ ). Then, sequence  $B$  also fixes all nodes, and furthermore, the following holds true:

$$t_j^A \geq t_j^B + (2^{j-2}) \bar{t}_1^A \quad \forall j \in \{2, \dots, k\}, \quad (2)$$

$$t_1^A \geq t_1^B + (2^{k-1} - 2) \bar{t}_1^A, \quad (3)$$

$$t_j^A \geq t_j^B + (2^{j-1} - 2^{j-k}) \bar{t}_1^A \quad \forall j \in \{k+1, \dots, N\}. \quad (4)$$

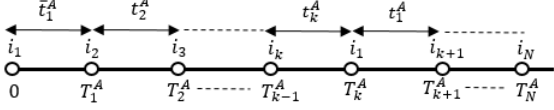


Fig. 1. Sequence A with a single jump.

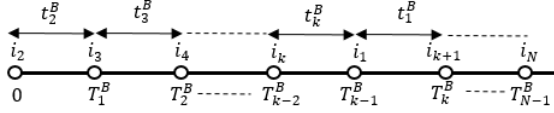


Fig. 2. Non-jumping sequence B.

**PROOF.** Let  $T_1^A, T_2^A, \dots, T_N^A$  be the time steps at which sequence A starts targeting a new node, as shown in Fig. 1. Similarly, let  $T_1^B, T_2^B, \dots, T_{N-1}^B$  be the time steps at which sequence B starts targeting a new node, as shown in Fig. 2.

We start by first proving condition (2). We prove by mathematical induction on the index of nodes in the sequence. Consider  $j = 2$ . At time step  $T_1^A$  in sequence A, the health of node  $i_2$  is given by

$$v_{T_1^A}^{i_2} = v_0^{i_2} - \Delta_{dec}^{i_2} \bar{t}_1^A.$$

We now calculate  $t_2^A$  as

$$\begin{aligned} t_2^A &= \left\lceil \frac{1 - v_{T_1^A}^{i_2}}{\Delta_{inc}^{i_2}} \right\rceil = \left\lceil \frac{1 - v_0^{i_2} + \Delta_{dec}^{i_2} \bar{t}_1^A}{\Delta_{inc}^{i_2}} \right\rceil \\ &\geq \left\lceil \frac{1 - v_0^{i_2}}{\Delta_{inc}^{i_2}} \right\rceil + \bar{t}_1^A = t_2^B + \bar{t}_1^A, \end{aligned}$$

which satisfies condition (2). Suppose that condition (2) holds for  $r$  nodes where  $r < k$ . If sequence A fully repairs nodes  $i_2, \dots, i_r$ , then so does sequence B (as each node is reached at an earlier time step in sequence B than in sequence A, by the above inductive assumption). We now compute  $v_{T_r^A}^{i_{r+1}}$ :

$$\begin{aligned} v_{T_r^A}^{i_{r+1}} &= v_0^{i_{r+1}} - \Delta_{dec}^{i_{r+1}} T_r^A \\ &= v_0^{i_{r+1}} - \Delta_{dec}^{i_{r+1}} (\bar{t}_1^A + t_2^A + \dots + t_r^A). \end{aligned}$$

Thus,

$$\begin{aligned} t_{r+1}^A &= \left\lceil \frac{1 - v_0^{i_{r+1}} + \Delta_{dec}^{i_{r+1}} (\bar{t}_1^A + t_2^A + \dots + t_r^A)}{\Delta_{inc}^{i_{r+1}}} \right\rceil \\ &\geq \left\lceil \frac{1 - v_0^{i_{r+1}} + \Delta_{dec}^{i_{r+1}} (t_2^B + \dots + t_r^B)}{\Delta_{inc}^{i_{r+1}}} + \frac{\Delta_{dec}^{i_{r+1}} (\bar{t}_1^A + \bar{t}_1^A + 2\bar{t}_1^A + \dots + 2^{r-2}\bar{t}_1^A)}{\Delta_{inc}^{i_{r+1}}} \right\rceil \\ &\geq t_{r+1}^B + 2^{r-1} \bar{t}_1^A. \end{aligned}$$

So, we have shown condition (2) by induction. We now prove condition (3). Node  $i_1$  is targeted again in sequence A at time step  $T_k^A$ , at which point its health is

$$v_{T_k^A}^{i_1} = v_0^{i_1} + \bar{t}_1^A \Delta_{inc}^{i_1} - (t_2^A + \dots + t_k^A) \Delta_{dec}^{i_1}. \quad (5)$$

Thus, the number of time steps taken to repair node  $i_1$  in sequence A (the second time it is targeted in the sequence) is

$$t_1^A = \left\lceil \frac{1 - v_0^{i_1} - \bar{t}_1^A \Delta_{inc}^{i_1} + (t_2^A + \dots + t_k^A) \Delta_{dec}^{i_1}}{\Delta_{inc}^{i_1}} \right\rceil. \quad (6)$$

Note that

$$t_2^A + \dots + t_k^A \geq t_2^B + \dots + t_k^B + (2^{k-1} - 1) \bar{t}_1^A, \quad (7)$$

by condition (2). Furthermore, in sequence B, the health of node  $i_1$  at the time it is targeted is given by

$$v_{T_{k-1}^B}^{i_1} = v_0^{i_1} - \Delta_{dec}^{i_1} (t_2^B + t_3^B + \dots + t_k^B).$$

Comparing this to the health of node  $i_1$  in sequence A at the time it is targeted (given by (5)), and using (7), we see that since  $i_1$  is assumed to not have failed in sequence A, it will not have failed in sequence B as well. Thus, the number of time steps required to repair  $i_1$  in sequence B is given by

$$t_1^B = \left\lceil \frac{1 - v_0^{i_1} + \Delta_{dec}^{i_1} (t_2^B + t_3^B + \dots + t_k^B)}{\Delta_{inc}^{i_1}} \right\rceil. \quad (8)$$

Thus, using (6), (7) and (8), we have

$$t_1^A \geq t_1^B + (2^{k-1} - 2) \bar{t}_1^A,$$

proving condition (3).

We now prove condition (4) via mathematical induction. Consider node  $i_{k+1}$ . At the time step when this node is

targeted in sequence  $A$ , its health is

$$\begin{aligned} v_{T_{k+1}}^{i_{k+1}} &= v_0^{i_{k+1}} - \Delta_{dec}^{i_{k+1}} T_{k+1}^A \\ &= v_0^{i_{k+1}} - \Delta_{dec}^{i_{k+1}} (\bar{t}_1^A + t_2^A + \dots + t_k^A + t_1^A). \end{aligned}$$

If node  $i_{k+1}$  has not failed at this point in sequence  $A$ , it has also not failed when it is reached in sequence  $B$  (as all nodes prior to  $i_{k+1}$  are fixed faster in sequence  $B$  than in sequence  $A$ , as shown above). Thus, using (2) and (3),

$$\begin{aligned} t_{k+1}^A &= \left\lceil \frac{1 - v_0^{i_{k+1}} + \Delta_{dec}^{i_{k+1}} (\bar{t}_1^A + t_2^A + \dots + t_k^A + t_1^A)}{\Delta_{inc}^{i_{k+1}}} \right\rceil \\ &\geq \left\lceil \frac{1 - v_0^{i_{k+1}} + \Delta_{dec}^{i_{k+1}} (t_2^B + \dots + t_k^B + t_1^B)}{\Delta_{inc}^{i_{k+1}}} \right\rceil \\ &\quad + \left\lceil \frac{\Delta_{dec}^{i_{k+1}} (\bar{t}_1^A + \bar{t}_1^A + 2\bar{t}_1^A + \dots + 2^{k-2}\bar{t}_1^A + (2^{k-1} - 2)\bar{t}_1^A)}{\Delta_{inc}^{i_{k+1}}} \right\rceil \\ &\geq t_{k+1}^B + (2^k - 2)\bar{t}_1^A, \end{aligned}$$

which satisfies condition (4). Suppose condition (4) holds for  $j \in \{k+1, \dots, r\}$ , where  $r < N$ . Consider node  $i_{r+1}$ . Then, a similar inductive argument can be used to show that

$$t_{r+1}^A \geq t_{r+1}^B + (2^r - 2^{r+1-k})\bar{t}_1^A.$$

This proves the third claim.  $\square$

The above result considered sequences containing exactly one jump. This leads us to the following key result pertaining to the optimal control policy when  $\Delta_{dec}^j \geq \Delta_{inc}^j, \forall j \in \{1, \dots, N\}$ .

**Theorem 1** *Let there be  $N(\geq 2)$  nodes and  $\Delta_{dec}^j \geq \Delta_{inc}^j, \forall j \in \{1, \dots, N\}$ . If there is a sequence  $U$  with one or more jumps that fixes  $x(\leq N)$  nodes, then there exists a non-jumping sequence that fixes  $x$  nodes in less time. Thus, non-jumping sequences are optimal when  $\Delta_{dec}^j \geq \Delta_{inc}^j, \forall j \in \{1, \dots, N\}$ .*

**PROOF.** We prove that given a sequence with an arbitrary number of jumps that fixes  $x(\leq N)$  nodes, one can come up with a sequence that fixes  $x$  nodes but has one less jump than the given sequence (and fixes in less time than the given sequence). One can iteratively apply this result on the obtained sequences to eventually yield a non-jumping sequence that fixes  $x$  nodes in less time as compared to the given sequence.

Consider the given sequence  $U$  that fixes  $x$  nodes and suppose it contains one or more jumps. Denote the set

of  $x$  nodes that are fixed by sequence  $U$  as  $\mathcal{Z}$ . Remove all the nodes in  $U$  that are not fully fixed. This gives a new sequence  $V$  that only targets nodes in the set  $\mathcal{Z}$ . Consider the *last* jump in the sequence, and suppose it occurs at time step  $T$ . Denote the portion of the sequence  $V$  from time step  $T-1$  onwards by  $A$ , and denote the portion of the sequence  $V$  from time step 0 to time step  $T-2$  by  $A'$ . Now, note that sequence  $A$  contains exactly one jump. Thus, by Lemma 1, we can replace sequence  $A$  with another sequence  $B$  that contains no jumps and fully fixes all nodes that are fully fixed in  $A$  in less time. Create a new sequence  $V'$  by concatenating the sequence  $A'$  and the sequence  $B$ . Thus,  $V'$  is a sequence with one fewer jump than  $U$ , and fixes all the  $x$  nodes in set  $\mathcal{Z}$  and does so in less time. The first part of the result thus follows. The fact that non-jumping policies are optimal is then immediately obtained by considering  $U$  to be any optimal policy.  $\square$

### 3.2 Optimal sequencing when the repair rates are lower bounded by a positive real number

We now show that the optimal sequence can be found in polynomial time under certain conditions on the repair and deterioration rates. We start with the following result.

**Lemma 2** *Let there be  $N(\geq 2)$  nodes and  $\Delta_{dec}^j \geq \Delta_{inc}^j, \forall j \in \{1, \dots, N\}$ . Define  $n = \min_j \left\lfloor \frac{\Delta_{dec}^j}{\Delta_{inc}^j} \right\rfloor$ . Then, the maximum number of nodes that can be fixed by a non-jumping sequence is given by*

$$L = \min \left\{ N, \left\lceil \log_{(1+n)} \left( \frac{n}{\min_j \{\Delta_{dec}^j\}} + 1 \right) + 1 \right\rceil \right\}. \quad (9)$$

**PROOF.** Theorem 1 showed that non-jumping sequences are optimal when  $\Delta_{dec}^j \geq \Delta_{inc}^j, \forall j$ . Next, note from the definition of  $n$  that for each time step that a node  $j$  deteriorates (where its health decreases by  $\Delta_{dec}^j$ ), it will take at least  $n$  time steps of repair to compensate for that deterioration. We can now bound the number of nodes that are fixed by a non-jumping sequence as follows. The number of time steps taken to fix the first node is at least equal to 1. Then, the number of time steps taken to fix the second node in the sequence is at least equal to  $1+n$  (for the second node in the sequence, it takes at least  $n$  time steps to repair the health that is lost due to deterioration and it takes at least one additional time step to repair the difference between the initial health and the full health). The number of time steps taken to fix the third node in the sequence is at least equal to  $1+n(1+n)$ , i.e.,  $n$  times the number of time steps spent on repairing the previous nodes in order to make up for the deterioration faced in those time

steps, and at least one additional time step to recover to full health. By induction, it can be easily shown that the number of time steps taken to fix the  $i_j$ th node in the sequence is at least equal to  $(1+n)^{j-1}$ . Let the number of nodes fixed by the optimal sequence be  $x$ . Then, the  $i_x$ th node should have positive health value by the time the first  $x-1$  nodes are fixed. The largest time step at which there is a node with positive health value is given by  $\max_j \left\{ \frac{v_0^j}{\Delta_{dec}^j} \right\}$ . Then,  $(1+n)^0 + (1+n)^1 + \dots + (1+n)^{x-2} = \frac{(1+n)^{x-1} - 1}{n} < \max_j \left\{ \frac{v_0^j}{\Delta_{dec}^j} \right\}$ . Note that  $\max_j \left\{ \frac{v_0^j}{\Delta_{dec}^j} \right\} < \max_j \left\{ \frac{1}{\Delta_{dec}^j} \right\} = \frac{1}{\min_j \{\Delta_{dec}^j\}}$  because  $v_0^j < 1, \forall j$ . Thus,  $x < \log_{(1+n)} \left( \frac{n}{\min_j \{\Delta_{dec}^j\}} + 1 \right) + 1$ .  $\square$

We now show that if  $L$  is upper bounded (which will happen when the ratio  $\frac{n}{\min_j \{\Delta_{dec}^j\}}$  is upper bounded by a positive real number), the optimal sequencing policy can be computed polynomially in the number of nodes.

**Theorem 2** *Let there be  $N(\geq 2)$  nodes and  $\Delta_{dec}^j \geq \Delta_{inc}^j, \forall j \in \{1, \dots, N\}$ . Define  $n = \min_j \left\lfloor \frac{\Delta_{dec}^j}{\Delta_{inc}^j} \right\rfloor$ . If  $\frac{n}{\min_j \{\Delta_{dec}^j\}}$  is upper bounded by a positive real number, then the complexity of finding the optimal sequence is polynomial in the number of nodes.*

**PROOF.** Since  $\frac{n}{\min_j \{\Delta_{dec}^j\}}$  is upper bounded by a positive real number, the quantity  $L$  in (9) is upper-bounded by a constant. Under this condition, we enumerate all the non-jumping sequences of length  $L$  that need to be compared to find the optimal sequence. At the start of the first time step, there are  $N$  choices of nodes that can be targeted; after fixing the first node, there are  $N-1$  choices of nodes that can be fixed, and so on. Since the maximum number of nodes that can be fixed is  $L$ , the number of sequences that need to be compared to find the optimal sequence is  $O(N^L)$ . Denote the set of non-jumping sequences of length  $L$  by  $\mathcal{W}$ . We compute the number of nodes that are fixed by the sequences in set  $\mathcal{W}$  through simulation. Since a sequence can fix at most  $L$  nodes, there would be  $O(L)$  operations in the simulation while computing the number of fixed nodes. Thus, the complexity of computing the optimal sequence is  $O(LN^L)$ . Therefore, the complexity of finding the optimal sequence is polynomial in the number of nodes.  $\square$

**Remark 1** *Note that  $\frac{n}{\min_j \{\Delta_{dec}^j\}} = \frac{n}{\min_j \{n_j \Delta_{inc}^j\}}$ , where  $n_j = \frac{\Delta_{dec}^j}{\Delta_{inc}^j} \geq 1$ . By definition,  $n_j \geq n, \forall j$ . Thus,  $\frac{n}{\min_j \{n_j \Delta_{inc}^j\}} \leq \frac{n}{\min_j \{n \Delta_{inc}^j\}} = \frac{1}{\min_j \{\Delta_{inc}^j\}}$ . Therefore, a*

*sufficient condition for  $\frac{n}{\min_j \{\Delta_{dec}^j\}}$  to be upper bounded by a positive real number is that  $\min_j \{\Delta_{inc}^j\}$  be lower bounded by a positive real number. Thus, the complexity of finding the optimal sequence is polynomial in the number of nodes if the repair rates are lower bounded by a positive real number and for all  $j \in \{1, \dots, N\}$ ,  $\Delta_{dec}^j \geq \Delta_{inc}^j$ .*

While Theorem 2 and Remark 1 establish that the optimal sequence can be found in polynomial-time (specifically,  $O(LN^L)$ ) if the repair rates are bounded away from zero and  $\Delta_{dec}^j \geq \Delta_{inc}^j, \forall j \in \{1, 2, \dots, N\}$ , the exponent  $L$  can be large if the repair rates are small. In the next section, we focus on instances of Problem 1 with homogeneous rates of repair and deterioration. For such instances of the problem, we show that the optimal policy can be explicitly characterized, regardless of the bound on the repair rates.

### 3.3 Optimal sequences for homogeneous rates of repair and deterioration

We now consider a special case of Problem 1 when the deterioration and repair rates are homogeneous across all the nodes, i.e.  $\Delta_{dec}^j = \Delta_{dec}, \forall j$  and  $\Delta_{inc}^j = \Delta_{inc}, \forall j$ . Theorem 1 showed that non-jumping policies are optimal for general (heterogeneous) rates when the rates of deterioration are larger than the rates of repair, and thus this result holds for homogeneous rates as well. We now focus on the homogeneous case, and characterize the optimal non-jumping policy in the set of all non-jumping policies. The following lemma will be useful for a later result.

**Lemma 3** *Let there be  $N(\geq 2)$  nodes, and for all  $j \in \{1, \dots, N\}$ ,  $\Delta_{dec}^j = \Delta_{dec}, \Delta_{inc}^j = \Delta_{inc}$  with  $\Delta_{dec} \geq \Delta_{inc}$ . Consider a non-jumping sequence that fixes all the nodes. Under that sequence, suppose the order in which the nodes are targeted is  $(i_1, \dots, i_N)$  and that  $t_j$  is the number of time steps the entity takes to fix node  $i_j$ . Define  $A_1 = v_0^{i_1}$  and  $A_k = v_0^{i_k} - \Delta_{dec} \sum_{j=2}^k \left\lceil \frac{1-A_{j-1}}{\Delta_{inc}} \right\rceil$  for  $k \in \{2, \dots, N\}$ . Then, the following holds true:*

$$\sum_{p=1}^{N-1} t_p = \sum_{j=2}^N \left\lceil \frac{1-A_{j-1}}{\Delta_{inc}} \right\rceil. \quad (10)$$

The proof follows immediately from mathematical induction by noting that  $A_j$  is the health of node  $i_j$  when it is reached in the sequence, and thus  $t_j = \left\lceil \frac{1-A_j}{\Delta_{inc}} \right\rceil, \forall j \in \{1, \dots, N\}$ .

The next result presents the necessary and sufficient conditions for a non-jumping sequence to fix all nodes.

**Corollary 1** Let there be  $N(\geq 2)$  nodes, and for all  $j \in \{1, \dots, N\}$ ,  $\Delta_{inc}^j = \Delta_{inc}$ ,  $\Delta_{dec}^j = \Delta_{dec}$  and  $\Delta_{dec} \geq \Delta_{inc}$ . Consider a non-jumping sequence, where the order in which the nodes are targeted is  $(i_1, \dots, i_N)$ . Define  $A_1 = v_0^{i_1}$  and  $A_k = v_0^{i_k} - \Delta_{dec} \sum_{j=2}^k \left\lceil \frac{1-A_{j-1}}{\Delta_{inc}} \right\rceil$  for  $k \in \{2, \dots, N\}$ . Then the following conditions are necessary and sufficient for all the nodes to eventually get fixed:

$$A_k > 0 \quad \forall k \in \{1, \dots, N\}. \quad (11)$$

The proof follows trivially from the definition of  $A_k$ , namely that  $A_k$  is the health of node  $i_k$  at the time step when all nodes before  $i_k$  in the sequence under consideration are repaired fully and the entity starts repairing node  $i_k$ .

Based on Corollary 1, we now provide a policy that fixes the maximum number of nodes, under certain conditions on the initial health values and rates of recovery and deterioration.

**Theorem 3** Let there be  $N(\geq 2)$  nodes, and for all  $j \in \{1, \dots, N\}$ ,  $\Delta_{inc}^j = \Delta_{inc}$ ,  $\Delta_{dec}^j = \Delta_{dec}$  and  $\Delta_{dec} \geq \Delta_{inc}$ . Suppose  $\Delta_{dec} = n\Delta_{inc}$ , where  $n$  is a positive integer. Also, for each node  $j \in \{1, \dots, N\}$ , suppose there exists a positive integer  $m_j$  such that  $1 - v_0^j = m_j\Delta_{inc}$ . Then, the non-jumping sequence that targets nodes in decreasing order of their initial health is optimal.

**PROOF.** Consider any optimal (non-jumping) sequence  $B$ , and let  $x$  be the number of nodes fixed by that sequence. Denote this set of  $x(\leq N)$  nodes as  $\mathcal{Z}$ . Let  $\{i_1, \dots, i_x\}$  be the order in which the sequence  $B$  fixes the  $x$  nodes. The conditions  $\Delta_{dec} = n\Delta_{inc}$  and  $1 - v_0^j = m_j\Delta_{inc}$ ,  $\forall j \in \{1, \dots, N\}$  ensure that no node gets fixed halfway through a time step. Thus, the necessary and sufficient conditions to fix  $x$  nodes if a non-jumping sequence  $B$  targets the nodes in the order  $(i_1, \dots, i_x)$  are given by  $A_k > 0, \forall k \in \{1, \dots, x\}$  from Corollary 1, where  $A_1 = v_0^{i_1}$  and  $A_k = v_0^{i_k} - n \sum_{j=2}^k (1 - A_{j-1})$  for  $k \in \{2, \dots, x\}$ . Note that the ceiling functions in the definition of  $A_k$  in Corollary 1 are dropped due to the conditions on the health values and the rates of repair and deterioration.

As  $\Delta_{dec} = n\Delta_{inc}$ , we can expand these conditions as

$$v_0^{i_k} - n \sum_{j=2}^k \left( (1 - v_0^{i_{j-1}})(1+n)^{k-j} \right) > 0 \quad \forall k \in \{2, \dots, x\}. \quad (12)$$

The conditions (12) can be alternatively written as

$$v_0^{i_1}n + v_0^{i_2} > n, \quad (13)$$

$$v_0^{i_1}n(1+n) + v_0^{i_2}n + v_0^{i_3} > n(1+n) + n, \quad (14)$$

$\vdots$

$$v_0^{i_1}n(1+n)^{x-2} + v_0^{i_2}n(1+n)^{x-3} + \dots + v_0^{i_{x-1}}n + v_0^{i_x} > n(1+n)^{x-2} + n(1+n)^{x-3} + \dots + n. \quad (15)$$

The RHS of the above conditions do not depend on the sequence in which the nodes are fixed. Consider the left-hand side (LHS) of the above conditions. In condition (13), the LHS would be the largest when node  $i_1$  has the largest initial health (as coefficients corresponding to  $v_0^{i_1}$  and  $v_0^{i_2}$  are  $n$  and  $1$ , respectively). In condition (14), the LHS would be the largest when node  $i_1$  has the largest initial health and node  $i_2$  has the second largest initial health (as coefficients corresponding to  $v_0^{i_1}, v_0^{i_2}, v_0^{i_3}$  are  $n(1+n), n, 1$ , respectively). Proceeding in this manner until the last condition (equation (15)), we see that the LHS would be largest when  $i_1$  is the node with largest initial health,  $i_2$  is the node with the second largest initial health and so on. Thus, the non-jumping sequence  $C$  that targets the nodes of set  $\mathcal{Z}$  in decreasing order of their initial health values would also fix  $x$  nodes and hence will be optimal (since it fixes the same number of nodes as the optimal sequence  $B$ ). Consider another non-jumping sequence  $D$  that targets the top  $x$  nodes with the largest initial health values from the  $N$  nodes. Then, the sequence  $D$  would also fix  $x$  nodes. That is because each node in sequence  $D$  has a higher initial health value (or at least equal) to the corresponding node in sequence  $C$  and thus sequence  $D$  satisfies the conditions (13)-(15). Thus, the policy of targeting the nodes in decreasing order of their initial health values would also fix  $x$  nodes, and hence is optimal.  $\square$

**Remark 2** Theorem 1 shows that non-jumping policies are optimal when  $\Delta_{dec} \geq \Delta_{inc}$ . Furthermore, Theorem 3 shows that under certain conditions on the initial health values and repair/deterioration rates, repairing the nodes in decreasing order of their initial health is optimal. **Equivalently, under the conditions given in these theorems, the optimal sequence is a feedback policy that targets the healthiest node at each time step.**

The above theorem relied on the initial health values and rates of repair/deterioration being such that each node requires an integer number of time steps to be fully repaired (allowing the ceiling functions in the characterization of the number of time steps to be dropped). When the health values and rates do not satisfy those conditions, we provide an example to show that the policy of targeting the nodes in decreasing order of their initial health values need not be optimal.

**Example 1** Consider  $\Delta_{dec} = 0.7, \Delta_{inc} = 0.6$  and two nodes with initial health values as  $v_0^1 = 0.95, v_0^2 = 0.6$ .

If the node with the largest initial health (i.e., node 1) is first targeted, then node 2 fails by the time the entity reaches it. However, if the node with the lowest initial health (i.e., node 2) is first targeted before targeting node 1 then it is possible to fix both the nodes. Thus, when the conditions of Theorem 3 are not satisfied then targeting the nodes in decreasing order of health values might not be the optimal policy.

We also give an example to show that the policy that targets the healthiest node at each time step may not be optimal when the deterioration and repair rates are not homogeneous.

**Example 2** Consider two nodes such that  $v_0^1 = 0.9, v_0^2 = 0.4, \Delta_{dec}^1 = 0.6, \Delta_{dec}^2 = 0.6, \Delta_{inc}^1 = 0.1$ , and  $\Delta_{inc}^2 = 0.6$ . If the policy of targeting the healthiest node at each time step is followed then node 2 fails by the time the entity reaches it. However, if we follow the non-jumping sequence that first fixes the least healthy node (i.e., node 2), then it is possible to fix both the nodes.

Characterizing the optimal policy in the above cases is an avenue for future research.

#### 4 Optimal Sequences for $\Delta_{dec}^j < \Delta_{inc}^j$

We now turn our attention to the case where  $\Delta_{dec}^j < \Delta_{inc}^j$  for one or more  $j \in \{1, \dots, N\}$ . First, we define the concept of a **modified health value**.

**Definition 4** The modified health value of a node  $j$  at time  $t$  is the health value minus the rate of deterioration,<sup>2</sup> i.e.,  $v_t^j - \Delta_{dec}^j$ .

We start with the following general result.

**Lemma 4** Let there be  $N(\geq 2)$  nodes. Then, a necessary condition for all the nodes to eventually get fixed (regardless of the rates of repair and deterioration) is that there exists a permutation  $(i_1, \dots, i_N)$  such that

$$v_0^{i_j} > (N - j)\Delta_{dec}^{i_j}, \quad \forall j \in \{1, \dots, N\}. \quad (16)$$

**PROOF.** Suppose there exists a sequence that fixes all the nodes. At each time step  $t$ , use  $\mathcal{C}^t$  to denote the set of nodes that have not been targeted at least once by the entity prior to  $t$ . Note that  $\mathcal{C}^0 \supseteq \mathcal{C}^1 \supseteq \dots \supseteq \mathcal{C}^{N-1}$ . At  $t = 0$ ,  $|\mathcal{C}^t| = N$  where  $|\mathcal{C}^t|$  denotes the cardinality of set  $\mathcal{C}^t$ . At time  $t = 1$ ,  $|\mathcal{C}^t| = N - 1$  as there are  $N - 1$  nodes that have not been targeted by the entity at least once. Each node  $k$  belonging to the set  $\mathcal{C}^1$  should have

<sup>2</sup> Note that modified health value of a node is allowed to be negative unlike the health value.

initial health value larger than  $\Delta_{dec}^k$  to survive until  $t = 1$ . At  $t = 2$ ,  $|\mathcal{C}^t| \geq N - 2$  as there are at least  $N - 2$  nodes that have not been targeted by the entity at least once. Each node  $k$  belonging to the set  $\mathcal{C}^2$  should have initial health value larger than  $2\Delta_{dec}^k$  to survive until  $t = 2$ . Repeating this argument for the next  $N - 3$  time steps proves that there should be a permutation  $(i_1, \dots, i_N)$  that should satisfy the conditions (16) for all the nodes to eventually get fixed. Note that (16) represents necessary conditions that need to be satisfied by *any* sequence that fixes all the nodes, regardless of the rates of repair and deterioration.  $\square$

We now provide the following result for the case when the rates of repair are significantly larger than the rates of deterioration.

**Lemma 5** Let there be  $N(\geq 2)$  nodes, and suppose  $\Delta_{inc}^j > (N - 1)\Delta_{dec}^j, \forall j \in \{1, \dots, N\}$  and  $\Delta_{inc}^j > \sum_{k \neq j} \Delta_{dec}^k, \forall j \in \{1, \dots, N\}$ . Suppose there exists a permutation  $(i_1, \dots, i_N)$  such that

$$v_0^{i_j} > (N - j)\Delta_{dec}^{i_j}, \quad \forall j \in \{1, \dots, N\}. \quad (17)$$

Then, the sequence that fixes the node with the least modified health at each time step will fix all of the nodes.

**PROOF.** Suppose there is a permutation  $(i_1, \dots, i_N)$  such that (17) holds. There are  $N$  possible cases depending upon on which node has the lowest initial modified health. The first case is when node  $i_N$  has the lowest initial modified health, i.e.,  $v_0^{i_N} - \Delta_{dec}^{i_N} = \min_{i_j} \{v_0^{i_j} - \Delta_{dec}^{i_j}\}$ . After the completion of the first time step, unless node  $i_N$  gets permanently repaired, the health values of the nodes are given by

$$v_1^{i_N} = v_0^{i_N} + \Delta_{inc}^{i_N} > (N - 1)\Delta_{dec}^{i_N}, \quad (18)$$

$$v_1^{i_j} = v_0^{i_j} - \Delta_{dec}^{i_j} > (N - 1 - j)\Delta_{dec}^{i_j}, \quad \forall j \in \{1, \dots, N - 1\}, \quad (19)$$

where the inequality in (19) comes from (17). Thus, there exists a permutation  $(i'_1, \dots, i'_N) = (i_N, i_1, i_2, \dots, i_{N-1})$  that satisfies the conditions (17) at time  $t = 1$ . We now consider the second case, when  $v_0^{i_{N-1}} - \Delta_{dec}^{i_{N-1}} = \min_{i_j} \{v_0^{i_j} - \Delta_{dec}^{i_j}\}$  but node  $i_N$  does not have the lowest modified health. Then, after the completion of the first time step, unless node  $i_{N-1}$  gets permanently repaired, the health values of the nodes are given by

$$v_1^{i_{N-1}} = v_0^{i_{N-1}} + \Delta_{inc}^{i_{N-1}} > (N - 1)\Delta_{dec}^{i_{N-1}}, \quad (20)$$

$$v_1^{i_N} = v_0^{i_N} - \Delta_{dec}^{i_N} > v_0^{i_{N-1}} - \Delta_{dec}^{i_{N-1}} > 0, \quad (21)$$

$$v_1^{i_j} = v_0^{i_j} - \Delta_{dec}^{i_j} > (N - 1 - j)\Delta_{dec}^{i_j}, \quad \forall j \in \{1, \dots, N - 2\}. \quad (22)$$



Note that the first inequality in condition (21) holds as  $v_0^{i_{N-1}} - \Delta_{dec}^{i_{N-1}} = \min_{i_j} \{v_0^{i_j} - \Delta_{dec}^{i_j}\}$ . The second inequality in condition (21) holds from (17). Thus, the  $N$  nodes satisfy (17), but with the indices reordered. The remaining  $N - 2$  cases similarly follow and are therefore omitted. Thus, if the health values of the nodes satisfy the conditions in equation (17) at any time step then there would be a permutation of nodes that satisfies the conditions (17) in the next time step. Therefore, no node's health would become zero at any time. Furthermore, if node  $j$  is targeted by the entity at a time step and it does not get permanently fixed then the average health of all the nodes increases by at least  $\frac{\Delta_{inc}^j - \sum_{k \neq j} \Delta_{dec}^k}{N}$ . Note that  $\frac{\Delta_{inc}^j - \sum_{k \neq j} \Delta_{dec}^k}{N} > 0$  as  $\Delta_{inc}^j > \sum_{k \neq j} \Delta_{dec}^k, \forall j \in \{1, \dots, N\}$ . So, either the increase in average health at each time step is positive or a node gets permanently fixed in a time step or both. Therefore, all the nodes would eventually get fixed.  $\square$

The next result shows that it is optimal to target the node with the least modified health at each time step, under certain conditions on the rates of repair and deterioration. Thus, non-jumping policies are no longer necessarily optimal when  $\Delta_{dec}^j < \Delta_{inc}^j$  for one or more  $j \in \{1, \dots, N\}$ .

**Theorem 4** *Let there be  $N(\geq 2)$  nodes and suppose  $\Delta_{inc}^j > (N - 1)\Delta_{dec}^j, \forall j \in \{1, \dots, N\}$  and  $\Delta_{inc}^j > \sum_{k \neq j} \Delta_{dec}^k, \forall j \in \{1, \dots, N\}$ . Then, the optimal policy is to target the node with the least modified health at each time step.*

**PROOF.** Consider a sequence  $U$  that fixes  $x(\leq N)$  nodes. Denote the set of  $x$  nodes as  $\mathcal{Z}$ . By Lemma 4, there exists a permutation  $(i_1, \dots, i_x)$  of the nodes in the set  $\mathcal{Z}$  such that

$$v_0^{i_j} > (x - j)\Delta_{dec}^{i_j}, \quad \forall j \in \{1, \dots, x\}. \quad (23)$$

Since there exists a permutation of the nodes in the set  $\mathcal{Z}$  satisfying the conditions (23), the sequence  $S$  that targets the node with the least modified health at each time step in  $\mathcal{Z}$  fixes all of the nodes in  $\mathcal{Z}$  by Lemma 5. Denote the set of nodes that satisfies conditions (23) at time step  $t$  as  $\mathcal{B}_t$ . Then,  $\mathcal{B}_0$  is the set  $\mathcal{Z}$ . We show that there exists a set  $\mathcal{B}_t$  at each time step  $t$  if the node with the least modified health (among the  $N$  nodes) is targeted at each time step. In the first time step, either the node with the least modified health value from the set  $\mathcal{B}_0$  is targeted or a node outside the set  $\mathcal{B}_0$  is targeted. If a node from the set  $\mathcal{B}_0$  is targeted then the nodes from set  $\mathcal{B}_0$  satisfy the conditions (23) at the end of first time step (as shown in the proof of Lemma 5). Thus, the set  $\mathcal{B}_1$  would be the same as set  $\mathcal{B}_0$ . Consider the other case in which a node  $c$  not belonging to the set  $\mathcal{B}_0$  is targeted.

Then, the health value of node  $c$  after the first step would be greater than  $(x - 1)\Delta_{dec}^c$  as  $\Delta_{inc}^c > (N - 1)\Delta_{dec}^c \geq (x - 1)\Delta_{dec}^c$ . Also, a set of  $x - 1$  nodes in the set  $\mathcal{B}_0$  would satisfy the following due to conditions (23):

$$v_1^{i_j} = v_0^{i_j} - \Delta_{dec}^{i_j} > (x - j - 1)\Delta_{dec}^{i_j}, \quad \forall j \in \{1, \dots, x - 1\}.$$

Thus, there exists a permutation of nodes in the set  $\mathcal{B}_1$  (consisting of node  $c$  and  $x - 1$  nodes from  $\mathcal{B}_0$ ) that satisfies the conditions (23) after the first time step. We can repeat this argument for all the subsequent time steps, noting that there would always be a set  $\mathcal{B}_t$  of size  $x$  that would satisfy the conditions (23) and thus  $x$  nodes would eventually get fixed. Thus, if there is a sequence  $U$  that fixes  $x(\leq N)$  nodes then the sequence that targets the node with the least modified health at each time step also fixes  $x$  nodes. The result thus follows.  $\square$

Note that when the deterioration rates are homogeneous across all the nodes and  $\Delta_{inc} > (N - 1)\Delta_{dec}$ , the optimal policy is to target the least healthy node at each time step by Theorem 4. Also, it can be seen that optimal control sequences depend on the relationship between  $\Delta_{dec}^j$  and  $\Delta_{inc}^j$ . When the deterioration and the repair rates are homogeneous across all the nodes and  $\Delta_{dec} \geq \Delta_{inc}$ , targeting the healthiest node at each time step is the optimal feedback policy (under certain conditions on the initial health values), whereas targeting the node with the least modified health at each time step is the optimal feedback policy when  $\Delta_{inc}^j > (N - 1)\Delta_{dec}^j, \forall j$  and  $\Delta_{inc}^j > \sum_{k \neq j} \Delta_{dec}^k$ . For the range  $\Delta_{dec}^j < \Delta_{inc}^j < (N - 1)\Delta_{dec}^j$ , we provide an example to show that these properties of the optimal sequence need not apply.

**Example 3** *Consider three nodes with homogeneous rates of deterioration and repair,  $\Delta_{inc} = 0.025$  and  $\Delta_{dec} = 0.02$ , so that  $\Delta_{dec} < \Delta_{inc} < (N - 1)\Delta_{dec}$ . Suppose  $v_0^1 = 0.8$ ,  $v_0^2 = 0.52$  and  $v_0^3 = 0.73$ . Consider a non-jumping sequence that targets the nodes in the order  $(1, 2, 3)$ ; one can verify that this sequence fixes all the nodes. However, the non-jumping sequence  $(1, 3, 2)$  that targets nodes in decreasing order of their health values does not fix all the nodes. Table 1 presents the progression of health values of nodes for the aforementioned sequences. Additionally, consider the sequence that targets the least healthy node at each time step (i.e., the optimal policy under homogeneous rates when  $\Delta_{inc} > (N - 1)\Delta_{dec}$ ). This sequence also does not fix all nodes. Table 2 presents the progression of health values of nodes when the least healthy node is targeted at each time step.*

Table 1  
Health progression with non-jumping sequences (1, 2, 3) and (1, 3, 2) in Example 3

Time step ( $t$ )	$v_t^1$	$v_t^2$	$v_t^3$	Time step ( $t$ )	$v_t^1$	$v_t^2$	$v_t^3$
0	0.8	0.52	0.73	0	0.8	0.52	0.73
8	1	0.36	0.57	8	1	0.36	0.57
34	1	1	0.05	26	1	0	1
72	1	1	1				

Table 2  
Health progression when the least healthy node is targeted at each time step in Example 3

Time step ( $t$ )	$v_t^1$	$v_t^2$	$v_t^3$
0	0.8	0.52	0.73
1	0.78	0.545	0.71
2	0.76	0.57	0.69
3	0.74	0.595	0.67
$\vdots$	$\vdots$	$\vdots$	$\vdots$
134	0.01	0	0.03
$\vdots$	$\vdots$	$\vdots$	$\vdots$

## 5 Simulation results

In this section, we seek to understand how much better the optimal policy can perform compared to *randomly generated* sequences. In a *randomly generated* sequence, a node is chosen uniformly random from all the nodes that have health values in the interval (0,1) (i.e., the nodes that are not permanently failed or repaired) at each time-step. In these tests, we keep the deterioration and repair rates to be homogeneous. We split our results into two parts: 1)  $\Delta_{dec} \geq \Delta_{inc}$ , and 2)  $\Delta_{dec} < \Delta_{inc}$ .

In the first case, consider  $\Delta_{dec} = 0.01$ ,  $\Delta_{inc} = 0.01$  and 15 nodes that have identical initial health values equal to 0.99. These parameters satisfy the conditions of Theorem 3. Therefore, the sequence that targets the nodes in decreasing order of health values is optimal. By simulation, we find that the number of nodes that are fixed by the optimal sequence is equal to 7. For this example, the maximum number of nodes that can be fixed can also be calculated by Lemma 2 with  $n = \frac{\Delta_{dec}}{\Delta_{inc}} = 1$ . Note that  $\left\lfloor \log_{(1+n)} \left( \frac{n}{\min_j \{\Delta_{dec}^j\}} + 1 \right) + 1 \right\rfloor = \left\lfloor \log_2 \left( \frac{1}{0.01} + 1 \right) + 1 \right\rfloor = 7 < 15$ . Thus, the maximum number of nodes that can be fixed is  $L = 7$ .

To compare how much better the optimal policy does than randomly generated sequences, we randomly generated 1000 sequences (without any restriction on jumps) and computed the number of nodes that are fixed by each one. Figure 3 presents the distribution of nodes that are fixed by the randomly generated sequences. It can be

seen that most of the sequences fix two nodes. We also randomly generated non-jumping sequences and plotted the distribution of nodes that are fixed by such sequences in Figure 4 (in a randomly generated non-jumping sequence, a node is chosen uniformly random from all the nodes that have health values in the interval (0,1) at the given time and then that node is fixed to the full health before another node is targeted by the entity). It can be seen that all the non-jumping sequences fix 7 nodes; this is due to the initial health values of all the nodes being equal (causing all nodes to be identical in this example). Another important point from Figures 3 and 4 is that non-jumping sequences fix more nodes than general sequences because non-jumping policies are optimal when  $\Delta_{dec} \geq \Delta_{inc}$ .

Note that in the aforementioned example, all non-jumping sequences perform equally well. However, this will not always hold true. For example, consider a setting with  $N(\geq 3)$  nodes. For all  $j \in \{1, \dots, N\}$ , let  $\Delta_{dec}^j = \Delta_{dec} = \frac{1}{N}$ , and  $\Delta_{inc}^j = \Delta_{inc} = \frac{1}{N}$ . Out of the  $N$  nodes, let  $\lfloor \log_2(N+1) + 1 \rfloor$  nodes have initial health values equal to  $1 - \Delta_{inc} = 1 - \frac{1}{N}$  and the remaining nodes have health values equal to  $\Delta_{inc} = \frac{1}{N}$ . Then, the optimal sequence (that targets the nodes in decreasing order of initial health values) fixes  $\lfloor \log_2(N+1) + 1 \rfloor$  nodes by Lemma 2. Note that although Lemma 2 gives an upper bound on the number of nodes that are fixed by the optimal sequence, the number of nodes fixed by the optimal sequence is equal to  $\lfloor \log_2(N+1) + 1 \rfloor$  in this example because the repair and deterioration rates are homogeneous across all the nodes, and there are  $\lfloor \log_2(N+1) + 1 \rfloor$  nodes having largest and identical initial health values. As  $N \rightarrow \infty$ , the number of nodes fixed by the optimal sequence goes to infinity. Thus, the sequence that targets the nodes in decreasing order of initial health values fixes all the nodes that have initial health values equal to  $\lfloor \log_2(N+1) + 1 \rfloor$ . Consider a non-jumping sequence that first targets one of the nodes that have initial health values equal to  $\frac{1}{N}$ . Then, this sequence would only be able to fix one node (as all the other nodes would fail by the time the entity starts fixing them). The probability that a randomly generated sequence would start targeting one of the nodes having initial health value equal to  $\frac{1}{N}$  is  $\frac{N - \lfloor \log_2(N+1) + 1 \rfloor}{N}$ . Thus, as  $N \rightarrow \infty$ , the probability that a randomly generated sequence fixes only one node goes to one. Therefore, the optimal sequence does infinitely better than a randomly generated sequence with probability one as  $N \rightarrow \infty$ .

Next, consider another case where the initial health values of the 15 nodes are equal to 0.05, 0.1, ..., 0.75. Let  $\Delta_{dec} = 0.03$  and  $\Delta_{inc} = 0.75$ , so that the condition  $\Delta_{inc} > (N-1)\Delta_{dec}$  is satisfied. Thus, the sequence that fixes the least healthy node at each time step is optimal (under homogeneous rates) by Theorem 4. By simulating this sequence, we find that the sequence fixes all the 15 nodes. Figure 5 presents the distribution of nodes

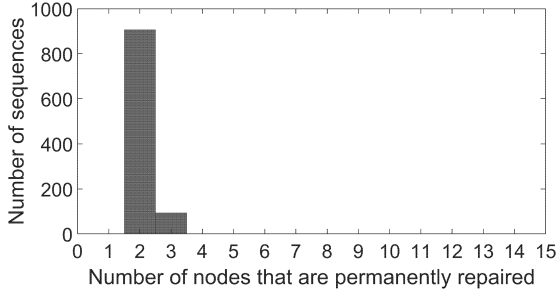


Fig. 3. Histogram of number of nodes that are fixed by randomly generated sequences in case 1.

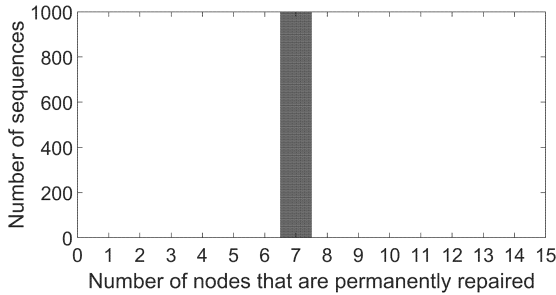


Fig. 4. Histogram of number of nodes that are fixed by randomly generated non-jumping sequences in case 1.

that are fixed by randomly generated sequences. It can be seen that the random sequences fix approximately 11 nodes.

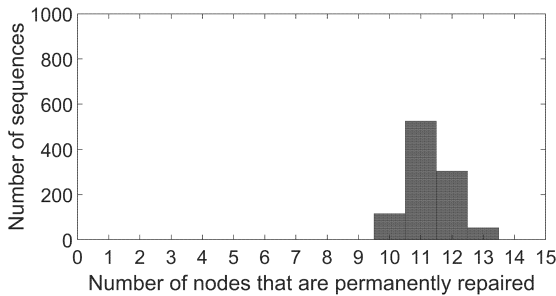


Fig. 5. Histogram of number of nodes that are fixed by randomly generated sequences in case 2.

The aforementioned simulation results show that the number of nodes that are fixed by randomly generated sequences can be significantly different from the optimal sequences, and thereby illustrate the benefit of characterizing and using the optimal policies.

## 6 Summary

In this paper, we studied the problem of optimal sequencing of recovery actions in a post-disaster scenario, where multiple physical infrastructure components have been damaged, and an agency wishes to fully repair as

many components as possible. We characterized optimal policies for specific instances of the problem. We found that the properties of optimal policies depend on the relationship between the repair rate and the deterioration rate. We showed that when deterioration and repair rates are homogeneous, and the deterioration rate is larger than the repair rate, it is optimal to target the healthiest component at each time step (under certain conditions on the initial health values). If the repair rate is sufficiently greater than the deterioration rate for each node, then it is optimal to target the node that has the least modified health at each step.

There are several interesting avenues for future research. Characterizing optimal sequences with non-constant deterioration and repair rates is one such promising direction. Introducing more complex reward functions such as different weights for infrastructure components is also a possible future direction. Extending the problem to take into account stochasticity in deterioration and repair rates is another future avenue. Also, developing state estimation methods for exact measurement of the health values and the rates of the nodes will be of interest. Furthermore, incorporating interdependencies between different infrastructure components into the sequencing decisions also has importance for real-world scenarios.

## 7 Acknowledgment

This research was supported by National Science Foundation award CMMI 1638311.

## References

- Blake, E. S., Kimberlain, T. B., Berg, R. J., Cangialosi, J. P., and Beven Ii, J. L. (2013). Tropical cyclone report: Hurricane Sandy. *National Hurricane Center*, 12:1–10.
- Buche, R. and Kushner, H. J. (2004). Control of mobile communication systems with time-varying channels via stability methods. *IEEE Transactions on Automatic Control*, 49(11):1954–1962.
- Çelik, M., Ergun, Ö., and Keskinocak, P. (2015). The post-disaster debris clearance problem under incomplete information. *Operations Research*, 63(1):65–85.
- Cheng, T. E., Ding, Q., and Lin, B. M. (2004). A concise survey of scheduling with time-dependent processing times. *European Journal of Operational Research*, 152(1):1–13.
- Chisolm, E. I. and Matthews, J. C. (2012). Impact of hurricanes and flooding on buried infrastructure. *Leadership and Management in Engineering*, 12(3):151–156.
- Eryilmaz, A. and Srikant, R. (2007). Fair resource allocation in wireless networks using queue-length-based scheduling and congestion control. *IEEE/ACM Transactions on Networking (TON)*, 15(6):1333–1344.

- Eryilmaz, A., Srikant, R., and Perkins, J. R. (2005). Stable scheduling policies for fading wireless channels. *IEEE/ACM Transactions on Networking*, 13(2):411–424.
- Gaspard, K., Martinez, M., Zhang, Z., and Wu, Z. (2007). Impact of Hurricane Katrina on roadways in the New Orleans area. *Technical Assistance Rep. No. 07-2TA*.
- Gehlot, H., Sundaram, S., and Ukkusuri, S. V. (2019). Optimal sequencing policies for recovery of physical infrastructure after disasters. In *American Control Conference 2019, (accepted)*.
- Ng, C., Li, S., Cheng, T. E., and Yuan, J. (2010). Pre-emptive scheduling with simple linear deterioration on a single machine. *Theoretical Computer Science*, 411(40-42):3578–3586.
- Nghiem, T. X., Behl, M., Mangharam, R., and Pappas, G. J. (2011). Green scheduling of control systems for peak demand reduction. In *50th IEEE Conference on Decision and Control, and European Control Conference (CDC-ECC)*, pages 5131–5136.
- Nilsson, P. and Ozay, N. (2017). On a class of maximal invariance inducing control strategies for large collections of switched systems. In *Proceedings of the 20th International Conference on Hybrid Systems: Computation and Control*, pages 187–196. ACM.
- Nurre, S. G., Cavdaroglu, B., Mitchell, J. E., Sharkey, T. C., and Wallace, W. A. (2012). Restoring infrastructure systems: An integrated network design and scheduling (INDS) problem. *European Journal of Operational Research*, 223(3):794–806.
- Smith, S. L., Schwager, M., and Rus, D. (2012). Persistent robotic tasks: Monitoring and sweeping in changing environments. *IEEE Transactions on Robotics*, 28(2):410–426.
- Sultana, M., Chai, G., Chowdhury, S., and Martin, T. (2016). Deterioration of flood affected Queensland roads—an investigative study. *International Journal of Pavement Research and Technology*, 9(6):424–435.
- Sultana, M., Chai, G., Martin, T., and Chowdhury, S. (2014). A review of the structural performance of flooded pavements. In *26th ARRB Conference—Research Driving Efficiency, Sydney, New South Wales*.
- Wei, C.-M., Wang, J.-B., and Ji, P. (2012). Single-machine scheduling with time-and-resource-dependent processing times. *Applied Mathematical Modelling*, 36(2):792–798.
- Zhang, F. and Burns, A. (2009). Schedulability analysis for real-time systems with EDF scheduling. *IEEE Transactions on Computers*, (9):1250–1258.