

Distributed Adaptive Consensus Control of High Order Unknown Nonlinear Networked Systems with Guaranteed Performance

Hashim A. Hashim

Abstract—Adaptive cooperative tracking control with prescribed performance function (PPF) is proposed for high-order nonlinear multi-agent systems. The tracking error originally within a known large set is confined to a smaller predefined set using this approach. Using output error transformation, the constrained system is relaxed and mapped to an unconstrained one. The controller is conceived under the assumption that the agents' nonlinear dynamics are unknown and the perceived network is structured and strongly connected. Under the proposed controller, all agents track the trajectory of the leader node with guaranteed uniform ultimately bounded transformed error and bounded adaptive estimate of unknown parameters and dynamics. In addition, the proposed controllers with PPF are distributed such that each follower agent requires information between its own state relative to connected neighbors. Proposed controller is validated for robustness and smoothness using highly nonlinear heterogeneous networked system with uncertain time-varying parameters and external disturbances.

Index Terms—Prescribed performance, neuro-adaptive, high order, Transformed error, Multi-agents, Distributed control, Consensus, Synchronization, Transient, Steady-state error, MIMO, SISO.

I. INTRODUCTION

BIOLOGICAL behavioral analogies such as bees swarming, birds flocking, ants foraging, fish schooling have sprung up researchers' interest in distributed cooperative control (DCC) and its applications. DCC employs the divide-and-conquer mechanism to collaborate on tasks that are too complicated and time-consuming for individual agent. In addition, agents collaborate to enhance performance and productivity by exchanging information in manners present in social settings.

DCC is of paramount importance in many applications such as autonomous mobile robot vehicles control, energy and mineral explorations, surveillance, space explorations, just to mention a few. For the purpose of useful information exchange, agents are networked and referred to as nodes. A group of agents follows at least one real or virtual leader. The network of these nodes can be modeled as a directed or undirected graph. In undirected graphs, the relationship between two adjacent nodes is mutual and information flows in a bi-directional fashion. When the direction of information flow is not necessarily bi-directional, the term directed graph (or simply digraph) is conventionally used. In directed graphs, direction of the flow of information between a node and its

neighbors is explicitly defined.

Design of DCC and multi-agent systems consensus in general was originally introduced in [1,2] and has since then gone through many layers of advancement. Several studies have focused on addressing several research gaps such as node cooperative tracking problem [3] and consensus of passive nonlinear systems [4]. Linear heterogeneous agents with multiple-input-multiple-output (MIMO) dynamics and parameter uncertainties have been considered and controlled in a distributed fashion [5]. In addition, cooperative tracking control problems have been addressed for both single node with first-order dynamics [6–8] and high-order dynamics [9,10]. Unknown nonlinear heterogeneous agents connected via a digraph and under a neuro-adaptive distributed control scheme have also been considered [6,8,9,11].

It is worth mentioning that most of the aforementioned studies assume known input in the node dynamics. To address this shortcoming, many studies have developed cooperative tracking control for systems with unknown input function [12,13]. Neuro-adaptive-fuzzy-based cooperative tracking control was used to approximate unknown nonlinear dynamics and input functions [12]. The choice of output membership functions' centroid was solely based on offline trials. One common assumption to many of the previous studies is that they mostly consider unknown nonlinear dynamics and input function with parameter linearity [13,14] with the objective of ensuring ultimate stability of the tracking error.

Owing to these shortcomings, prescribed performance framework will be beneficial for guaranteeing desired performance. Prescribed performance framework has been used in many control applications in recent time. Multi-agent distributed control in a way addresses many problems such as nonlinearities, unmodeled dynamics, uncertainties, and disturbances. It is often conceived that closed loop characteristics (transient and steady state error for instance) are analytically rigorous [7,11,15]. With prescribed performance however, such characteristics have been mapped to a relatively smaller set with constrained convergence. In prescribed performance approach, error is transformed from a space that is constrained into unconstrained one. Some of many objectives of this method are that error of convergence must be lesser than predefined value, prescribed constant bounds the maximum overshoot, smooth system's output, boundedness and smoothness of control signal is guaranteed, and boundedness of error [7,11,15]. Details about prescribed performance is giving in subsequent section.

H. A. Hashim is with the Department of Electrical and Computer Engineering, Western University, London, ON, Canada, N6A-5B9, (e-mail: hmoham33@uwo.ca)

Cooperative control with prescribed performance for multi-agent systems is beneficial because it ensures that the consensus output error starts in a large predefined set with steady convergence into a narrow set that is predefined [7,11,15]. The transient and steady-state consensus tracking errors are in conformity with a known time-varying performance. Adaptive cooperative control with prescribed performance is capable of improving the robustness and lowering the control effect. By carefully selecting the upper and lower bounds of the prescribed performance functions, the error converges inside a preset bounds.

The application of prescribed performance scheme with neural approximation including strict-feedback systems [?,15] and large-scale systems with time delays [16] have been addressed in recent studies. Several studies considered adaptive prescribed performance based on neural network such as [15]. A vast majority of these studies were based on the assumptions that input matrix continuity is continuous. Significant improvements have been made by replacing neural network with trial and error hyper-parameter tuning for controller design with prescribed performance based on model reference adaptive control [?].

This paper proposes a robust adaptive distributed control with prescribed performance for a group of agents with high order nonlinear dynamics connected through a directed communication graph with known topology. The proposed control law is fully distributed in the sense that only local neighborhood information is accessible to each node. Also, the control law of each node is designed to preserve the network topology and communications from the leader do not propagate to all the nodes. In this work, L and B matrices characterize the general network framework. The imposed predefined characteristics confine the nodes synchronization error in conformity with the prescribed performance. The dynamics of the nodes are unknown, nonlinear, and with time-varying uncertainties. The controller for each node is conceived with predefined transient and steady-state requirements. The proposed ensures stable dynamics and control signal that is bounded and smooth. This paper considerably expands the scope of single-order nonlinear nodes considered in [?] to high order dynamics.

The rest of the paper is structured as follows: Section II presents preliminaries of math notations and graph theory. Problem and local error synchronization formulations are presented in Section III. Prescribed performance is introduced in Section IV. Section V formulates the control law and stability proof of the connected graph. Simulations results are detailed in Section VI. Finally, conclusions are drawn with future work in Section VII.

II. MATHEMATICAL IDENTITIES AND BASIC GRAPH THEORY

A. Math Notations and Identities

Throughout this paper, the set of real numbers is denoted as \mathbb{R} ; n -dimensional vector space as \mathbb{R}^n ; the space span by $n \times m$ matrix as $\mathbb{R}^{n \times m}$; identity matrix of order m as \mathbf{I}_m ; absolute value as $|\cdot|$. For $x \in \mathbb{R}^n$, the Euclidean norm is given as $\|x\| = \sqrt{x^\top x}$ and matrix Frobenius norm is given as $\|\cdot\|_F$. For any

$x_i \in \mathbb{R}^n$ we have $x_i = [x_i^1, \dots, x_i^n]^\top$ for $i = 1, 2, \dots, N$ and for $x^j \in \mathbb{R}^N$ we have $x^j = [x_1^j, \dots, x_N^j]$ for $j = 1, 2, \dots, n$. Trace of associated matrix is denoted as $\text{Tr}\{\cdot\}$, \mathcal{N} is the set $\{1, \dots, N\}$, and $\mathbf{1}_N$ is a unity vector $[1, \dots, 1]^\top \in \mathbb{R}^N$. A is said to be positive definite if $A > 0$ for $A \in \mathbb{R}^{n \times n}$; $A \geq 0$ indicates positive semi-definite; $\sigma(\cdot)$ is the set of singular values of a matrix with maximum value $\bar{\sigma}(\cdot)$ and minimum value $\underline{\sigma}(\cdot)$.

B. Basic Graph Theory

$\mathcal{G} = (\mathcal{V}, \mathcal{E})$ denotes a graph with a nonempty finite set of nodes (or vertices) $\mathcal{V} = \{\mathcal{V}_1, \mathcal{V}_2, \dots, \mathcal{V}_n\}$, and set of edges (or arcs) $\mathcal{E} \subseteq \mathcal{V} \times \mathcal{V}$. $(\mathcal{V}_i, \mathcal{V}_j) \in \mathcal{E}$ if an edge exists from node i to node j . The structure or topology of weighted graph is represented using the adjacency matrix $A = [a_{i,j}] \in \mathbb{R}^{N \times N}$ with weights $a_{i,j} > 0$ if $(\mathcal{V}_j, \mathcal{V}_i) \in \mathcal{E}$ and $a_{i,j} = 0$ otherwise. It is assumed in this work that the topology is fixed (that is, A is time-invariant) and there is no self-connectivity (that is, $a_{i,i} = 0$). The sum of i -th row of A , that is, $d_i = \sum_{j=1}^N a_{i,j}$ is denoted as the weighted in-degree of a node i . Letting the diagonal of in-degree matrix $D = \text{diag}(d_1, \dots, d_N) \in \mathbb{R}^{N \times N}$ and the Laplacian matrix $L = D - A$. The set of node i th neighbors of is $N_i = \{j | (\mathcal{V}_j \times \mathcal{V}_i) \in \mathcal{E}\}$. Node j is said to be node i th neighbor if node i can get information from node j . A sequence of successive edges of the form $\{(\mathcal{V}_i, \mathcal{V}_k), (\mathcal{V}_k, \mathcal{V}_l), \dots, (\mathcal{V}_m, \mathcal{V}_j)\}$ is a direct path from node i to j . A digraph is a spanning tree if a direct path exists from the root node to all other nodes within a graph. A strongly connected digraph if for any ordered pair of nodes $[\mathcal{V}_i, \mathcal{V}_j]$ with $i \neq j$, there is direct path from node i to node j [17,18].

III. PROBLEM FORMULATION

Consider the following nonlinear dynamics for the i th node

$$\begin{aligned} \dot{x}_i^1 &= x_i^2 \\ \dot{x}_i^2 &= x_i^3 \\ &\vdots \\ \dot{x}_i^{M_p} &= f_i(x_i) + G_i u_i \\ y_i &= x_i^1 \end{aligned} \quad (1)$$

where $x_i^{m_p} \in \mathbb{R}^P$ denotes the m_p th-state of i , $P \geq 1$ is number of inputs equal to number of outputs, $m_p = 1, 2, \dots, M_P$, $M_P \geq 1$ is the system order, $x_i = [x_i^1, \dots, x_i^{M_p}]^\top \in \mathbb{R}^{P M_p}$, and $i = 1, 2, \dots, N$ with N is number of agents in the graph. $G_i \in \mathbb{R}^{P \times P}$ is a known control input matrix, $u_i \in \mathbb{R}^P$ is the control signal node with output vector $y_i \in \mathbb{R}^P$ such that $p = 1, 2, \dots, P$. $f_i : \mathbb{R}^{P M_p} \rightarrow \mathbb{R}^P$ is the unknown but Lipschitz nonlinear vector of dynamics. For simplicity we denote $x := x(t)$ and $u := u(t)$. The corresponding global dynamics of (1) can be described by

$$\begin{aligned} \dot{x}^1 &= x^2 \\ \dot{x}^2 &= x^3 \\ &\vdots \\ \dot{x}^{M_p} &= f(x) + Gu \\ y &= x^1 \end{aligned} \quad (2)$$

where $x^{m_p} = [x_1^{m_p}, \dots, x_N^{m_p}]^\top \in \mathbb{R}^{PN}$, $u = [u_1^\top, \dots, u_N^\top]^\top \in \mathbb{R}^{PN}$, $G = \text{diag}\{G_i\} \in \mathbb{R}^{PN \times PN}$, $y = [y_1, \dots, y_N]^\top \in \mathbb{R}^{PN}$, $i = 1, \dots, N$ and $f(x) = [f_1(x_1), \dots, f_N(x_N)]^\top \in \mathbb{R}^{PN}$. The state dynamics of the leader are given as in (3)

$$\begin{aligned} \dot{x}_0^1 &= x_0^2 \\ \dot{x}_0^2 &= x_0^3 \\ &\vdots \\ \dot{x}_0^{M_p} &= f_0(t, x_0) \\ y_0 &= x_0^1 \end{aligned} \quad (3)$$

where x_0 is the leader state vector, which could be time varying; $x_{0,m_p} \in \mathbb{R}^P$ is the m^{th} state variable of the leader where $x_0 = [x_0^1, \dots, x_0^{M_p}]^\top$; the leader nonlinear function vector $f_0 : [0, \infty) \times \mathbb{R}^{PM_p} \rightarrow \mathbb{R}^P$ is piece-wise continuous in t and locally Lipschitz. The disagreement variable in i is $\delta_i^1 = x_i^1 - x_0^1$ and the global disagreement is

$$\gamma^{M_p} = x^1 - \underline{x}_0^1 \quad (4)$$

where $\gamma^{M_p} = [\gamma_1^1, \dots, \gamma_N^1]^\top \in \mathbb{R}^{PN}$, $\underline{x}_0^1 = [x_0^1, \dots, x_0^1]^\top \in \mathbb{R}^{PN}$. It is assumed that the distributed state information of the communication graph for i th node is known. The neighborhood synchronization error $e := e(t)$ is defined as in [19,20] by

$$e_i = \sum_{j \in \mathcal{N}_i} a_{i,j} (x_i^1 - x_j^1) + b_{i,i} (x_i^1 - x_0^1) \quad (5)$$

where $e_i = [e_i^1, \dots, e_i^P]^\top \in \mathbb{R}^P$, $a_{i,j} \geq 0$ and $a_{i,j} > 0$ when agent i is a neighbor of agent j ; $b_i \geq 0$ and $b_i > 0$ when one or more agents are neighbors of the leader. $e^p = [e_1^p, \dots, e_N^p]^\top \in \mathbb{R}^N$, $p = 1, \dots, P$ and $B = \text{diag}\{b_i\} \in \mathbb{R}^{N \times N}$. Hence, the global error dynamics in (6)

$$\dot{e} = -(L + B)(\underline{x}_0^1 - x^1) = (L + B)(x^1 - \underline{x}_0^1) \quad (6)$$

By re-writing global error dynamics in state vector form gives the expression in (7)

$$\begin{aligned} \dot{e}^1 &= e^2 \\ \dot{e}^2 &= e^3 \\ &\vdots \\ \dot{e}^{M_p} &= (L + B)(f(x) + Gu - \underline{f}_0) \end{aligned} \quad (7)$$

with bounded reference nonlinear dynamics $\underline{f}_0 = [f_0(t, x_0), \dots, f_0(t, x_0)]^\top \in \mathbb{R}^N$. The proof of equation (7) can be found in [15].

Remark 1. The global error dynamics in (6) for MIMO where $P > 1$ becomes

$$\begin{aligned} \dot{e} &= -((L + B) \otimes \mathbf{I}_P)(\underline{x}_0^1 - x^1) \\ &= ((L + B) \otimes \mathbf{I}_P)(x^1 - \underline{x}_0^1) \end{aligned} \quad (8)$$

In the same vein as (8), (7) becomes

$$\begin{aligned} \dot{e}^1 &= e^2 \\ \dot{e}^2 &= e^3 \\ &\vdots \\ \dot{e}^{M_p} &= ((L + B) \otimes \mathbf{I}_P)(f(x) + Gu - \underline{f}_0) \end{aligned} \quad (9)$$

where \otimes is the Kronecker product and $\mathbf{I}_P \in \mathbb{R}^{P \times P}$ is the identity matrix.

Remark 2. If $b_i \neq 0$ for at least one i with $i = 1, \dots, N$ then $(L + B)$ is an irreducible diagonally dominant matrix M and hence nonsingular [21].

For a strongly connected graph, $B \neq 0$ and

$$\|e_0\| \leq \frac{\|e\|}{\underline{\sigma}(L + B)} \quad (10)$$

where $\underline{\sigma}(L + B)$ is the minimum singular value of $L + B$.

IV. PRESCRIBED PERFORMANCE

As mentioned earlier, error can be confined using a decreasing function with prescribed features known as the Prescribed Performance Function (PPF) [15]. PPF offers a way of improving the transient behavior and control signal by enforcing certain features on error signal. $\rho(t)$ denotes the main component of PPF which is a smooth positive decreasing function given in (11) such that $\rho : \mathbb{R}_+ \rightarrow \mathbb{R}_+$ and $\lim_{t \rightarrow \infty} \rho(t) = \rho_\infty > 0$ hold.

$$\rho_i^p(t) = (\rho_{i,0}^p - \rho_{i,\infty}^p) \exp(-\ell_i^p t) + \rho_{i,\infty}^p \quad (11)$$

where $\rho_{i,0}^p$ is the maximum or the initial value of PPF set, $\rho_{i,\infty}^p$ is the minimum or the steady state value of allocated set, and ℓ_i^p tunes the reduction of set boundaries with respect to time. PPF and error component $e(t)$ satisfy the following properties:

$$-\delta_i^p \rho_i^p(t) < e_i^p(t) < \rho_i^p(t), \text{ if } e_i^p(0) > 0 \quad (12)$$

$$-\rho_i^p(t) < e_i^p(t) < \delta_i^p \rho_i^p(t), \text{ if } e_i^p(0) < 0 \quad (13)$$

for all $t \geq 0$, $1 \geq \delta_i^p \geq 0$, $i = 1, \dots, N$ and $p = 1, \dots, P$. The tracking errors of agents with prescribed performance reduces from a large to a smaller set in accordance with (12) and (13) as shown in Fig. 1. The complete idea of prescribed performance is illustrated in Fig. 1.

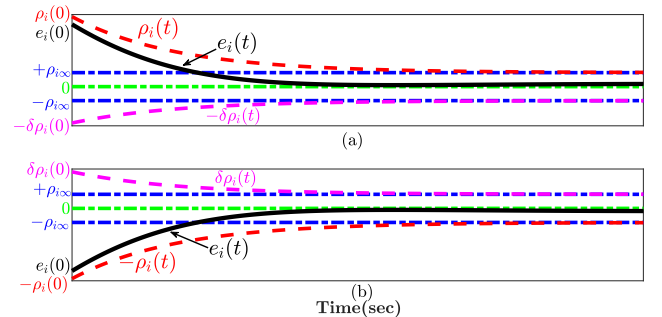


Fig. 1. Graphical representation of tracking error with prescribed performance satisfying (a) Eq. (12); (b) Eq. (13).

Remark 3. As detailed in [7,11,15], knowing the sign of $e_i(0)$ is sufficient to maintain the same robust controller for all $t > 0$ and satisfy the performance constraints since switching does not occur after $t = 0$.

A transformed error drives the error dynamics from constrained bounds in either (12) or (13) to that in (14) which is unconstrained.

$$e_i^p(t) = \Upsilon \left(\frac{e_i^p(t)}{\rho_i^p(t)} \right) \quad (14)$$

Subsequently,

$$e_i^p(t) = \rho_i^p(t) \mathcal{F}(e_i^p) \quad (15)$$

where ε_i^p , $\mathcal{F}(\cdot)$ and $\Upsilon^{-1}(\cdot)$ are smooth functions, $i = 1, 2, \dots, N$. For clarity, $\varepsilon := \varepsilon(t)$ and $\rho := \rho(t)$ are defined accordingly. The smooth function $\mathcal{F}(\cdot) = \Upsilon^{-1}(\cdot)$ and $\mathcal{F}(\cdot)$ must satisfy [15]:

- P 1) $\mathcal{F}(\varepsilon_i^p)$ is smooth and strictly increasing.
P 2) $\mathcal{F}(\varepsilon_i^p)$ is bounded between two predefined bounds
 $-\underline{\delta}_i^p < \mathcal{F}(\varepsilon_i^p) < \bar{\delta}_i^p$, if $e_i^p(0) \geq 0$
 $-\bar{\delta}_i^p < \mathcal{F}(\varepsilon_i^p) < \underline{\delta}_i^p$, if $e_i^p(0) < 0$

- P 3)
$$\left. \begin{array}{l} \lim_{\varepsilon_i^p \rightarrow -\infty} \mathcal{F}(\varepsilon_i^p) = -\bar{\delta}_i^p \\ \lim_{\varepsilon_i^p \rightarrow +\infty} \mathcal{F}(\varepsilon_i^p) = \bar{\delta}_i^p \\ \lim_{\varepsilon_i^p \rightarrow -\infty} \mathcal{F}(\varepsilon_i^p) = -\underline{\delta}_i^p \\ \lim_{\varepsilon_i^p \rightarrow +\infty} \mathcal{F}(\varepsilon_i^p) = \underline{\delta}_i^p \end{array} \right\} \begin{array}{l} \text{if } e_i^p(0) \geq 0 \\ \text{if } e_i^p(0) < 0 \end{array}$$

where

$$\mathcal{F}(\varepsilon_i^p) = \begin{cases} \frac{\bar{\delta}_i^p \exp(\varepsilon_i^p) - \underline{\delta}_i^p \exp(-\varepsilon_i^p)}{\exp(\varepsilon_i^p) + \exp(-\varepsilon_i^p)}, & \bar{\delta}_i^p \geq \underline{\delta}_i^p \text{ if } e_i^p(0) \geq 0 \\ \frac{\bar{\delta}_i^p \exp(\varepsilon_i^p) - \underline{\delta}_i^p \exp(-\varepsilon_i^p)}{\exp(\varepsilon_i^p) + \exp(-\varepsilon_i^p)}, & \underline{\delta}_i^p \geq \bar{\delta}_i^p \text{ if } e_i^p(0) < 0 \end{cases} \quad (16)$$

The function $\mathcal{F}(\varepsilon_i)$ is given as

$$\mathcal{F}(\varepsilon_i^p) = \frac{\bar{\delta}_i^p \exp_i^p(\varepsilon_i^p) - \underline{\delta}_i^p \exp_i^p(-\varepsilon_i^p)}{\exp_i^p(\varepsilon_i^p) + \exp_i^p(-\varepsilon_i^p)} \quad (17)$$

and the transformed error is defined as

$$\begin{aligned} \varepsilon_i^p &= \mathcal{F}^{-1}(e_i^p/\rho_i^p) \\ &= \frac{1}{2} \begin{cases} \ln \frac{\bar{\delta}_i^p + e_i^p/\rho_i^p}{\bar{\delta}_i^p - e_i^p/\rho_i^p}, & \bar{\delta}_i^p \geq \underline{\delta}_i^p \text{ if } e_i^p(0) \geq 0 \\ \ln \frac{\bar{\delta}_i^p + e_i^p/\rho_i^p}{\bar{\delta}_i^p - e_i^p/\rho_i^p}, & \underline{\delta}_i^p \geq \bar{\delta}_i^p \text{ if } e_i^p(0) < 0 \end{cases} \end{aligned} \quad (18)$$

Then ε_i^p is governed by

$$\dot{\varepsilon}_i^p = \frac{1}{2\rho_i^p} \left(\frac{1}{\bar{\delta}_i^p + e_i^p/\rho_i^p} + \frac{1}{\bar{\delta}_i^p - e_i^p/\rho_i^p} \right) \left(\dot{e}_i^p - \frac{e_i^p \dot{\rho}_i^p}{\rho_i^p} \right) \quad (19)$$

where $\varepsilon_i \in \mathbb{R}^{P \times 1}$.

From (19), new variable r_i^p is defined as follows

$$\begin{aligned} r_i^p &= \frac{1}{2\rho_i^p} \frac{\partial \mathcal{F}^{-1}(e_i^p/\rho_i^p)}{\partial (e_i^p/\rho_i^p)} \\ &= \frac{1}{2\rho_i^p} \left(\frac{1}{\bar{\delta}_i^p + e_i^p/\rho_i^p} + \frac{1}{\bar{\delta}_i^p - e_i^p/\rho_i^p} \right) \end{aligned} \quad (20)$$

Then a metric error $\mathbf{E}_i \in \mathbb{R}^{P \times 1}$ is introduced and it is given as in (21) or equivalently in (22).

$$\mathbf{E}_i = \left(\frac{d}{dt} + \lambda_i^{m_p} \right)^{M_p-1} \varepsilon_i^1 \quad (21)$$

$$\mathbf{E}_i = \varepsilon_i^{M_p} + \lambda_{i,M_p-1} \varepsilon_{i,M_p-1} + \dots + \lambda_i^1 \varepsilon_i^1 \quad (22)$$

for $i = 1, \dots, N$ and $m_p = 1, \dots, M_p$. Putting (22) in global form, we have:

$$\mathbf{E} = \varepsilon^{M_p} + \lambda_{M_p-1} \varepsilon^{M_p-1} + \dots + \lambda_1 \varepsilon^1 \quad (23)$$

where $\lambda_i^{m_p}$ is a positive constant, $\varepsilon^{m_p} = [\varepsilon_1^{m_p}, \dots, \varepsilon_N^{m_p}]^\top$, $m_p = 1, \dots, M_p$.

With the assumptions that:

$$\Phi_1 = [\varepsilon^1, \varepsilon^2, \dots, \varepsilon^{M_p-1}]^\top \quad (24)$$

$$\Phi_2 = \dot{\Phi}_1 = [\varepsilon^2, \varepsilon^3, \dots, \varepsilon^{M_p}]^\top \quad (25)$$

$$l = [0, 0, \dots, 0, 1]^\top \in \mathbb{R}^{M_p-1}$$

and

$$\Lambda = \begin{bmatrix} 0 & 1 & 0 & \dots & 0 & 0 \\ 0 & 0 & 1 & \dots & 0 & 0 \\ \vdots & \vdots & \vdots & \ddots & \vdots & \vdots \\ 0 & 0 & 0 & \dots & 0 & 1 \\ -\lambda^1 & -\lambda^2 & -\lambda^3 & \dots & \lambda^{M_p-2} & -\lambda^{M_p-1} \end{bmatrix}$$

and Λ is Hurwitz, then,

$$\Phi_2 = \Phi_1 \Lambda^\top + \mathbf{E} l^\top \quad (26)$$

and

$$\Lambda^\top M + M \Lambda = -\beta \mathbf{I}_{M_p-1} \quad (27)$$

where β is a positive constant, $M > 0$ and \mathbf{I}_{M_p-1} is the identity matrix with dimension $M_p - 1$. By considering (7) and (19), then, the derivative of the metric error in (21) is given as

$$\dot{\mathbf{E}}_i = \sum_{j=1}^{M_p-1} \begin{bmatrix} M_p-1 \\ j \end{bmatrix} \lambda_i^j \varepsilon_i^{M_p-j} + \varepsilon_i^{M_p} \quad (28)$$

with $\bar{\lambda} = [\lambda^1, \dots, \lambda^{M_p-1}]^\top \in \mathbb{R}^{P N}$. Hence, the global form of (28) is

$$\begin{aligned} \dot{\mathbf{E}} &= \varepsilon^{M_p+1} + \Phi_2 \bar{\lambda} \\ &= R(L+B) \left(f(x) + Gu - \underline{f}_0 \right) + \Delta + \Phi_2 \bar{\lambda} \end{aligned} \quad (29)$$

where $\mathbf{E} = [\mathbf{E}_1, \dots, \mathbf{E}_N]^\top \in \mathbb{R}^{P N}$; $\varepsilon^{M_p+1} = e^{M_p+1} + \Delta$; Δ is the function of higher orders of ρ_i^p , r_i^p . Δ is vanishing because high orders of ρ_i^p , r_i^p vanish, that is, tend to zero as $t \rightarrow \infty$. Also, $R = \text{diag}\{\Omega_i\} \in \mathbb{R}^{P N \times P N}$ and

$$\Omega_i = \begin{bmatrix} \frac{1}{2\rho_i^1} \frac{\partial \mathcal{F}^{-1}(e_i^1/\rho_i^1)}{\partial (e_i^1/\rho_i^1)} & \dots & 0 \\ \vdots & \ddots & \vdots \\ 0 & \dots & \frac{1}{2\rho_i^{M_p}} \frac{\partial \mathcal{F}^{-1}(e_i^{M_p}/\rho_i^{M_p})}{\partial (e_i^{M_p}/\rho_i^{M_p})} \end{bmatrix}$$

Ω_i is a decreasing positive definite matrix with $\Omega_i > 0$ and its components are defined in (20). The following definitions are also crucial (see [6]).

Definition 1. The global neighborhood error $e(t) \in \mathbb{R}^{PN}$ is uniformly ultimately bounded (UUB) if there exists a compact set $\Psi \subset \mathbb{R}^{PN}$ such that $\forall e(t_0) \in \Psi$, there exist a bound B and a time $t_f(B, e(t_0))$, both independent at $t_0 \geq 0$, so that $\|e(t)\| \leq B \forall t > t_0 + t_f$.

Definition 2. The control node trajectory $x_0(t)$ given in (1) is cooperatively UUB with respect to solutions of node dynamics in (3) if there exists a compact set $\Psi \subset \mathbb{R}^{PN}$ such that $\forall (x_i(t_0) - x_0(t_0)) \in \Psi$, there exist a bound B and a time $t_f(B, (x(t_0) - x_0(t_0)))$, both independent at $t_0 \geq 0$, so that $\|x(t_0) - x_0(t_0)\| \leq B, \forall i, \forall t > t_0 + t_f$.

V. ADAPTIVE PROJECTION APPROXIMATION

The i^{th} agent nonlinear dynamics in (1) can be approximated as

$$\begin{aligned} \dot{x}_i^1 &= x_i^2 \\ \dot{x}_i^2 &= x_i^3 \\ &\vdots \\ \dot{x}_i^{M_p} &= G_i u_i + \theta_i \|x_i\|_\infty + \omega_i \\ y_i &= x_i^1 \end{aligned} \quad (30)$$

with $\theta_i, \omega_i \in \mathbb{R}^P$ are unknown entities in the model such as uncertainties and external disturbances [7].

Assumption 1. (Uniform boundedness of the unknown parameters)

Let $\theta_i \in \Theta_i$ and $\omega_i \in \Delta_i$ of which Θ_i and Δ_i are known convex compact sets.

The unknown nonlinearities of a local node can be approximated by

$$f(x_i) = \theta_i \|x_i\|_\infty + \omega_i(x_i, t) \quad (31)$$

Assumption 2. Matrix G_i is known and invertible, that is, G_i^{-1} exists.

Let $\hat{\theta}$ and $\hat{\omega}$ be the approximations of θ and ω , respectively. Then the estimation of unknown nonlinearities for a local node is given as

$$\hat{f}(x_i) = \hat{\theta}_i \|x_i\|_\infty + \hat{\omega}_i(x_i, t) \quad (32)$$

The estimation error of nonlinearities is thus

$$\tilde{f}(x_i) = f(x_i) - \hat{f}(x_i) = \tilde{\theta}_i \|x_i\|_\infty + \tilde{\omega}_i \quad (33)$$

where

$$\tilde{\theta}_i = \theta_i - \hat{\theta}_i \quad (34)$$

$$\tilde{\omega}_i = \omega_i - \hat{\omega}_i \quad (35)$$

In this work, subsequent assumptions are considered. It is worthy of note that the values of the estimation bounds are not necessary known.

Assumption 3. [22]

- 1) States of the leader are bounded by $\|x_0\| \leq X_0$.

- 2) Dynamics of the leader is unknown and bounded such that $\|\underline{f}_0(x_0, t)\| \leq F_M$.
- 3) Unknown parameters are uniformly bounded: $\|\theta\| \leq \theta_M$ and $\|\omega\| \leq \omega_M$ for all $t > 0$.

Lemma 1. [18] Define

$$q = [q_1, \dots, q_N]^\top = (L + B)^\top \cdot \mathbf{1}_N \quad (36)$$

$$M = \text{diag}\{m_i\} = \text{diag}\{1/q_i\} \quad (37)$$

Then $M > 0$ and the matrix Q is defined as

$$Q = M(L + B) + (L + B)^\top M \quad (38)$$

Let the control signal of local node i be given as

$$\begin{aligned} u_i &= -G_i^{-1} \left(c \mathbf{E}_i + \hat{\theta}_i \|x_i\|_\infty + \hat{\omega}_i \right) \\ &\quad - G_i^{-1} (d_i + b_i)^{-1} \Omega_i^{-1} \left(\lambda_{i, M_p - 1} \varepsilon_i^{M_p} + \dots + \lambda_i^1 \varepsilon_i^2 \right) \end{aligned} \quad (39)$$

such that the global form of the control input in (39) is defined as

$$u = -G^{-1} \left(c \mathbf{E} + \hat{\theta} \|x\|_\infty + \hat{\omega} + (B + D)^{-1} R^{-1} \Phi_2 \bar{\lambda} \right) \quad (40)$$

where $\|x\|_\infty = [\|x_1\|_\infty, \dots, \|x_N\|_\infty]^\top \otimes \mathbf{1}_{N \times 1}$, $\mathbf{1}_{N \times 1} = [1, \dots, 1]^\top \in \mathbb{R}^{N \times 1}$ and the control gain $c > 0$ such that

$$c > \frac{1}{\underline{\sigma}(Q) \underline{\sigma}(R)} \left(\frac{\gamma_1^2 + \gamma_2^2}{k} + \frac{2}{\beta} g^2 + \nu \right) \quad (41)$$

and Q is as defined in (38). The control variable c satisfies $\gamma := -\frac{1}{2} \Phi \bar{\sigma}(M) \bar{\sigma}(R) \bar{\sigma}(A)$,

$g := -\frac{1}{2} \left(\bar{\sigma}(M) + \frac{\bar{\sigma}(M) \bar{\sigma}(A)}{\underline{\sigma}(B+D)} \|\Lambda\|_F \|\bar{\lambda}\| \right)$, $\nu := \frac{\bar{\sigma}(M) \bar{\sigma}(A)}{\underline{\sigma}(B+D)} \|\bar{\lambda}\|$, and M is as defined in (27) for $\beta > 0$.

The adaptive estimates $\hat{\theta}$ and $\hat{\omega}$ are updated according to (42) and (43).

$$\dot{\hat{\theta}}_i = \Gamma_{1i} (d_i + b_i) r_i m_i \mathbf{E}_i \|x_i\|_\infty - k \Gamma_{1i} \hat{\theta}_i \quad (42)$$

$$\dot{\hat{\omega}}_i = \Gamma_{2i} (d_i + b_i) r_i m_i \mathbf{E}_i - k \Gamma_{2i} \hat{\omega}_i \quad (43)$$

with $\Gamma_{1i}, \Gamma_{2i} \in \mathbb{R}^+$ and $k > 0$.

Theorem 1. Let L be an irreducible matrix and $B \neq 0$ such that $(L + B)$ is nonsingular. c and k are scalar design parameters defined in (41). Consider the distributed system in (1) and the leader dynamics in (3) coupled directly to the control input in (39) with adaptive estimates (42) and (43). If Assumptions 2 and 3 hold and the distributed control is as in (40). Then, the control node trajectory $x_0(t)$ is cooperatively UUB and all nodes synchronize close to $x_0(t)$.

Proof: Based on (38) in Lemma 1, the error function in (7) then becomes

$$\dot{e}^{M_p} = (L + B) \left(\theta \|x\|_\infty + \omega + Gu - \underline{f}_0(x_0, t) \right)$$

and can be rewritten as

$$\begin{aligned} \dot{e} &= (L + B) \left(\tilde{\theta} \|x\|_\infty + \tilde{\omega} - c \mathbf{E} - (B + D)^{-1} R^{-1} \Phi_2 \bar{\lambda} \right. \\ &\quad \left. - \underline{f}(x_0, t) \right) \end{aligned} \quad (44)$$

and from (29), the transformed error then yields

$$\begin{aligned} \dot{\mathbf{E}} = R(L+B) (\tilde{\theta} \|x\|_\infty + \tilde{\omega} - c\mathbf{E} - (B+D)^{-1} R^{-1} \Phi_2 \bar{\lambda} \\ - \underline{f}(x_0, t)) + \Delta + \Phi_2 \bar{\lambda} \end{aligned} \quad (45)$$

By considering the following Lyapunov candidate function

$$\begin{aligned} V = \frac{1}{2} \mathbf{E}^\top \mathcal{M} \mathbf{E} + \frac{1}{2} \tilde{\theta}^\top \Gamma_1^{-1} \tilde{\theta} + \frac{1}{2} \tilde{\omega}^\top \Gamma_2^{-1} \tilde{\omega} + \frac{1}{2} \text{Tr} \{ \Phi_1 M \Phi_1^\top \} \\ = V_1 + V_2 + V_3 + V_4 \end{aligned} \quad (46)$$

with $\mathcal{M} > 0$ is defined in Lemma 1, $\Gamma_{1i}, \Gamma_{2i} \in \mathbb{R}^{P \times P}$ were mentioned in (42) and (43), respectively, such that $\Gamma_1 := \text{diag} \{ \Gamma_{1i} \}$, $\Gamma_2 := \text{diag} \{ \Gamma_{2i} \}$ and strictly positive. Let $V_1 := \frac{1}{2} \mathbf{E}^\top \mathcal{M} \mathbf{E}$, $V_2 := \frac{1}{2} \tilde{\theta}^\top \Gamma_1^{-1} \tilde{\theta}$, $V_3 := \frac{1}{2} \tilde{\omega}^\top \Gamma_2^{-1} \tilde{\omega}$ and $V_4 := \frac{1}{2} \text{Tr} \{ \Phi_1 M \Phi_1^\top \}$ be defined in (46) and Γ_1^{-1} and Γ_2^{-1} are block diagonal matrices as in (42) and (43), respectively. For simplicity, let $\Gamma_{1i} = \Gamma_{2i}$. After algebraic manipulations and substitution of (42) and (43),

$$\dot{V}_1 + \dot{V}_2 + \dot{V}_3 = \mathbf{E}^\top \mathcal{M} \dot{\mathbf{E}} + \tilde{\theta}^\top \Gamma_1^{-1} \dot{\tilde{\theta}} + \tilde{\omega}^\top \Gamma_2^{-1} \dot{\tilde{\omega}} \quad (47)$$

■

$$\begin{aligned} \dot{V}_1 + \dot{V}_2 + \dot{V}_3 \\ = -c\mathbf{E}^\top MR(L+B)\mathbf{E} + \mathbf{E}^\top MR(B+D)\tilde{\theta} \|x\|_\infty \\ + \mathbf{E}^\top MR(B+D)\tilde{\omega} + \mathbf{E}^\top MRA(B+D)^{-1} R^{-1} \Phi_2 \bar{\lambda} \\ - \mathbf{E}^\top MR(L+B)\underline{f}(x_0, t) - \mathbf{E}^\top MRA\tilde{\theta} \|x\|_\infty \\ - \mathbf{E}^\top MRA\tilde{\omega} + \mathbf{E}^\top M\Delta + \tilde{\theta}^\top \Gamma_1^{-1} \dot{\tilde{\theta}} + \tilde{\omega}^\top \Gamma_2^{-1} \dot{\tilde{\omega}} \end{aligned} \quad (48)$$

since $\dot{\tilde{\theta}} = \dot{\theta} - \dot{\hat{\theta}} = -\dot{\hat{\theta}}$ and $\dot{\tilde{\omega}} = \dot{\omega} - \dot{\hat{\omega}} = -\dot{\hat{\omega}}$, one can write (48) as

$$\begin{aligned} \dot{V}_1 + \dot{V}_2 + \dot{V}_3 \\ = -c\mathbf{E}^\top MR(L+B)\mathbf{E} + \mathbf{E}^\top MR(B+D)\tilde{\theta} \|x\|_\infty \\ + \mathbf{E}^\top MR(B+D)\tilde{\omega} + \mathbf{E}^\top MRA(B+D)^{-1} R^{-1} \Phi_2 \bar{\lambda} \\ - \mathbf{E}^\top MR(L+B)\underline{f}(x_0, t) + \mathbf{E}^\top M\Delta - \mathbf{E}^\top MRA\tilde{\theta} \|x\|_\infty \\ - \tilde{\theta}^\top \Gamma_1^{-1} (\Gamma_1 (B+D) R M \mathbf{E} \|x\|_\infty - k\Gamma_1 \hat{\theta}) \\ - \tilde{\omega}^\top \Gamma_2^{-1} (\Gamma_2 (B+D) R M \mathbf{E} - k\Gamma_2 \hat{\omega}) - \mathbf{E}^\top MRA\tilde{\omega} \end{aligned} \quad (49)$$

Note that $x^\top y = \text{Tr} \{ yx^\top \}$, $\forall x, y \in \mathbb{R}^N$, then $\dot{V}_1 + \dot{V}_2 + \dot{V}_3$ can be written as

$$\begin{aligned} \dot{V}_1 + \dot{V}_2 + \dot{V}_3 = -c\mathbf{E}^\top RQ\mathbf{E} + \mathbf{E}^\top MR(B+D)\tilde{\theta} \|x\|_\infty \\ - \mathbf{E}^\top MR(L+B)\underline{f}(x_0, t) + \mathbf{E}^\top MR(B+D)\tilde{\omega} \\ + \mathbf{E}^\top MRA(B+D)^{-1} R^{-1} \Phi_2 \bar{\lambda} + \mathbf{E}^\top M\Delta \\ - \mathbf{E}^\top MRA\tilde{\theta} \|x\|_\infty - \mathbf{E}^\top MR(B+D)\|x\|_\infty \tilde{\theta} \\ + k\hat{\theta}^\top \tilde{\theta} - \mathbf{E}^\top MR(B+D)\tilde{\omega} + k\hat{\omega}^\top \tilde{\omega} \\ - \mathbf{E}^\top MRA\tilde{\omega} \end{aligned} \quad (50)$$

Also, $\tilde{\theta} = \theta - \hat{\theta}$ and $\tilde{\omega} = \omega - \hat{\omega}$ and by substituting (27) with (50), we end up with

$$\begin{aligned} \dot{V}_1 + \dot{V}_2 + \dot{V}_3 = -c\mathbf{E}^\top RQ\mathbf{E} + \mathbf{E}^\top M\Delta \\ + \mathbf{E}^\top MRA(B+D)^{-1} R^{-1} \Phi_1 \Lambda^\top \\ + \mathbf{E}^\top MRA(B+D)^{-1} R^{-1} \mathbf{E} l^\top \bar{\lambda} \\ - \mathbf{E}^\top MR(L+B)\underline{f}(x_0, t) \\ - \mathbf{E}^\top MRA\tilde{\theta} \|x\|_\infty + k\hat{\theta}^\top \tilde{\theta} - k\hat{\theta}^\top \tilde{\theta} \\ + k\omega^\top \tilde{\omega} - k\hat{\omega}^\top \tilde{\omega} - \mathbf{E}^\top MRA\tilde{\omega} \end{aligned} \quad (51)$$

then (51) can be rewritten in inequality form using the second norm as

$$\begin{aligned} \dot{V}_1 + \dot{V}_2 + \dot{V}_3 \leq \\ -c\sigma(R)\sigma(Q)\|\mathbf{E}\|^2 + \frac{\bar{\sigma}(\mathcal{M})\bar{\sigma}(A)}{\sigma(B+D)} \|\Lambda\|_F \|\Phi_1\| \|\mathbf{E}\| \\ + \frac{\bar{\sigma}(\mathcal{M})\bar{\sigma}(A)}{\sigma(B+D)} \|\bar{\lambda}\| \|\mathbf{E}\|^2 + \bar{\sigma}(\mathcal{M})\bar{\sigma}(\Delta) \|\mathbf{E}\| \\ + \bar{\sigma}(\mathcal{M})\bar{\sigma}(R)\bar{\sigma}(L+B)\underline{f}_M \|\mathbf{E}\| \\ + \bar{\sigma}(\mathcal{M})\bar{\sigma}(R)\bar{\sigma}(A)x_M \|\tilde{\theta}\| \|\mathbf{E}\| + k\theta_M \|\tilde{\theta}\| - k\|\tilde{\theta}\|^2 \\ + k\omega_M \|\tilde{\omega}\| - k\|\tilde{\omega}\|^2 + \bar{\sigma}(\mathcal{M})\bar{\sigma}(R)\bar{\sigma}(A) \|\tilde{\omega}\| \|\mathbf{E}\| \end{aligned} \quad (52)$$

Also, from (24), (25) and (46), the derivative of the fourth Lyapunov term V_4 is defined by

$$\dot{V}_4 = \frac{1}{2} \text{Tr} \{ \dot{\Phi}_1 M \Phi_1^\top + \Phi_1 M \dot{\Phi}_1 \} = \text{Tr} \{ \Phi_2 M \Phi_1^\top \} \quad (53)$$

substituting (26) in (53) yields

$$\begin{aligned} \dot{V}_4 = \text{Tr} \{ \Phi_1 (M\Lambda + \Lambda^\top M) \Phi_1^\top \} + \text{Tr} \{ \mathbf{E} l^\top M \Phi_1^\top \} \\ = -\frac{1}{2} \beta \text{Tr} \{ \Phi_1 \Phi_1^\top \} + \text{Tr} \{ \mathbf{E} l^\top M \Phi_1^\top \} \end{aligned} \quad (54)$$

Now, we put (52) and (54) in the complete form

$$\begin{aligned} \dot{V} \leq -c\sigma(R)\sigma(Q)\|\mathbf{E}\|^2 + \frac{\bar{\sigma}(\mathcal{M})\bar{\sigma}(A)}{\sigma(B+D)} \|\Lambda\|_F \|\Phi_1\| \|\mathbf{E}\| \\ + \frac{\bar{\sigma}(\mathcal{M})\bar{\sigma}(A)}{\sigma(B+D)} \|\bar{\lambda}\| \|\mathbf{E}\|^2 + \bar{\sigma}(\mathcal{M})\bar{\sigma}(\Delta) \|\mathbf{E}\| \\ + \bar{\sigma}(\mathcal{M}) (\bar{\sigma}(R)\bar{\sigma}(L+B)\underline{f}_M + \bar{\sigma}(R)\bar{\sigma}(A)x_M \|\tilde{\theta}\|) \|\mathbf{E}\| \\ + k\theta_M \|\tilde{\theta}\| - k\|\tilde{\theta}\|^2 + k\omega_M \|\tilde{\omega}\| - k\|\tilde{\omega}\|^2 \\ + \bar{\sigma}(\mathcal{M})\bar{\sigma}(R)\bar{\sigma}(A) \|\tilde{\omega}\| \|\mathbf{E}\| - \frac{1}{2} \beta \|\Phi_1\|^2 \\ + \bar{M} \|\mathbf{E}\| \|\Phi_1\| \|\mathbf{E}\| \end{aligned} \quad (55)$$

with $\|l\| = 1$

$$\begin{aligned} \dot{V} \leq & - \left(c\underline{\sigma}(R)\underline{\sigma}(Q) - \frac{\bar{\sigma}(\mathcal{M})\bar{\sigma}(A)}{\underline{\sigma}(B+D)} \|\bar{\lambda}\| \right) \|\mathbf{E}\|^2 \\ & + \left(\bar{M} + \frac{\bar{\sigma}(\mathcal{M})\bar{\sigma}(A)}{\underline{\sigma}(B+D)} \|\Lambda\|_F \right) \|\Phi_1\| \|\mathbf{E}\| \\ & + \bar{\sigma}(\mathcal{M}) \left(\bar{\sigma}(\Delta) + \bar{\sigma}(R)\bar{\sigma}(L+B) \underline{f}_M \right) \|\mathbf{E}\| \\ & + \bar{\sigma}(\mathcal{M})\bar{\sigma}(R)\bar{\sigma}(A) x_M \|\tilde{\theta}\| \|\mathbf{E}\| \\ & + k\theta_M \|\tilde{\theta}\| - k \|\tilde{\theta}\|^2 + k\omega_M \|\tilde{\omega}\| - k \|\tilde{\omega}\|^2 \\ & + \bar{\sigma}(\mathcal{M})\bar{\sigma}(R)\bar{\sigma}(A) \|\tilde{\omega}\| \|\mathbf{E}\| - \frac{1}{2}\beta \|\Phi_1\|^2 \end{aligned} \quad (56)$$

Let us define

$$\begin{aligned} \gamma_1 &= -\frac{1}{2}\bar{\sigma}(\mathcal{M})\bar{\sigma}(R)\bar{\sigma}(A) x_M \\ \gamma_2 &= -\frac{1}{2}\bar{\sigma}(\mathcal{M})\bar{\sigma}(R)\bar{\sigma}(A) \\ g &= -\frac{1}{2} \left(\bar{\sigma}(M) + \frac{\bar{\sigma}(\mathcal{M})\bar{\sigma}(A)}{\underline{\sigma}(B+D)} \|\Lambda\|_F \|\bar{\lambda}\| \right) \\ \nu &= \frac{\bar{\sigma}(\mathcal{M})\bar{\sigma}(A)}{\underline{\sigma}(B+D)} \|\bar{\lambda}\| \\ \mu &= \left(c\underline{\sigma}(R)\underline{\sigma}(Q) - \frac{\bar{\sigma}(\mathcal{M})\bar{\sigma}(A)}{\underline{\sigma}(B+D)} \right) \end{aligned}$$

hence, the inequality in (56) can be expressed as

$$\begin{aligned} \dot{V} \leq & - \left[\|\Phi_1\| \|\tilde{\theta}\| \|\tilde{\omega}\| \|\mathbf{E}\| \right] \begin{bmatrix} \frac{1}{2}\beta & 0 & 0 & g \\ 0 & k & 0 & \gamma_1 \\ 0 & 0 & k & \gamma_2 \\ g & \gamma_1 & \gamma_2 & \mu \end{bmatrix} \begin{bmatrix} \|\Phi_1\| \\ \|\tilde{\theta}\| \\ \|\tilde{\omega}\| \\ \|\mathbf{E}\| \end{bmatrix} \\ & + \left[0 \ k\theta_M \ k\omega_M \ \bar{\sigma}(\mathcal{M})(\bar{\sigma}(\Delta)+\bar{\sigma}(R)\bar{\sigma}(L+B)\underline{f}_M) \right] \begin{bmatrix} \|\Phi_1\| \\ \|\tilde{\theta}\| \\ \|\tilde{\omega}\| \\ \|\mathbf{E}\| \end{bmatrix} \end{aligned} \quad (57)$$

Define $z = \left[\|\Phi_1\| \|\tilde{\theta}\| \|\tilde{\omega}\| \|\mathbf{E}\| \right]^\top$, $h = \left[0 \ k\theta_M \ k\omega_M \ \bar{\sigma}(\mathcal{M})(\bar{\sigma}(\Delta)+\bar{\sigma}(R)\bar{\sigma}(L+B)\underline{f}_M) \right]^\top$ and

$$\mathcal{H} = \begin{bmatrix} \frac{1}{2}\beta & 0 & 0 & g \\ 0 & k & 0 & \gamma_1 \\ 0 & 0 & k & \gamma_2 \\ g & \gamma_1 & \gamma_2 & \mu \end{bmatrix}$$

such that (57) can be written in simpler form as

$$\dot{V} \leq -z^\top \mathcal{H} z + h^\top z \quad (58)$$

then, we have $\dot{V} \leq 0$ if and only if \mathcal{H} is positive definite and

$$\|z\| > \frac{\|h\|}{\underline{\sigma}(\mathcal{H})} \quad (59)$$

According to Sylvester's criterion, $\mathcal{H} > 0$ if

- 1) $\beta > 0$
- 2) $\beta k > 0$
- 3) $\beta k^2 > 0$
- 4) $k(\beta\mu - 2g^2) - \beta(\gamma_1^2 + \gamma_2^2) > 0$

Solving the foregoing equations show (41)

$$c > \frac{1}{\underline{\sigma}(Q)\underline{\sigma}(R)} \left(\frac{\gamma_1^2 + \gamma_2^2}{k} + \frac{2}{\beta} g^2 + \nu \right)$$

Then, with the assumption that

$$\eta = \frac{k\theta_M + k\omega_M + \bar{\sigma}(\mathcal{M}) \left(\bar{\sigma}(\Delta) + \bar{\sigma}(R)\bar{\sigma}(L+B) \underline{f}_M \right)}{\underline{\sigma}(\mathcal{H})} \quad (60)$$

we have $\dot{V} \leq 0$ if $\|z\| > \eta$. In accordance with (46), we have

$$\begin{aligned} \frac{1}{2}z^\top \begin{bmatrix} \underline{\sigma}(M) & 0 & 0 & 0 \\ 0 & \bar{\sigma}(\Gamma_1) & 0 & 0 \\ 0 & 0 & \bar{\sigma}(\Gamma_2) & 0 \\ 0 & 0 & 0 & \underline{\sigma}(\mathcal{M}) \end{bmatrix} z \leq V \leq \\ \frac{1}{2}z^\top \begin{bmatrix} \bar{\sigma}(M) & 0 & 0 & 0 \\ 0 & \underline{\sigma}(\Gamma_1) & 0 & 0 \\ 0 & 0 & \underline{\sigma}(\Gamma_2) & 0 \\ 0 & 0 & 0 & \bar{\sigma}(\mathcal{M}) \end{bmatrix} z \end{aligned} \quad (61)$$

By defining appropriate matching variables, (61) becomes

$$\frac{1}{2}z^\top \mathcal{X} z \leq V \leq \frac{1}{2}z^\top \bar{\mathcal{X}} z \quad (62)$$

which is equivalent to

$$\frac{1}{2}\underline{\sigma}(\mathcal{X}) \|z\|^2 \leq V \leq \frac{1}{2}\bar{\sigma}(\bar{\mathcal{X}}) \|z\|^2 \quad (63)$$

then,

$$V > \frac{1}{2}\bar{\sigma}(\bar{\mathcal{X}}) \frac{\|h\|^2}{\underline{\sigma}^2(\mathcal{H})} \quad (64)$$

Hence, based on Theorem 4.18 in [23], for any the initial value $z(t_0)$ there exists T_0 such that

$$z(t) < \sqrt{\frac{\bar{\sigma}(\bar{\mathcal{X}})}{\underline{\sigma}(\mathcal{X})}} \eta, \forall t \geq t_0 + T_0 \quad (65)$$

where time T_0 is evaluated using

$$T_0 = \frac{V(t_0) - \bar{\sigma}(\mathcal{X})\eta^2}{k} \quad (66)$$

Also from (66), we have the relations

$$\|z\| \leq \sqrt{\frac{2V}{\underline{\sigma}(\mathcal{X})}}, \quad \|z\| \geq \sqrt{\frac{2V}{\bar{\sigma}(\bar{\mathcal{X}})}} \quad (67)$$

Then, equation (57) can be written as

$$\dot{V} \leq -\tau_1 V + \tau_2 \sqrt{V} \quad (68)$$

with $\tau_1 := \frac{2\underline{\sigma}(\mathcal{H})}{\bar{\sigma}(\bar{\mathcal{X}})}$ and $\tau_2 := \frac{\sqrt{2}\|h\|}{\sqrt{\underline{\sigma}(\mathcal{X})}}$ leading to

$$\sqrt{V} \leq \sqrt{V(0)} + \frac{\tau_2}{\tau_1} \quad (69)$$

Therefore ε is \mathcal{L}_∞ and contained for $t > t_0$ in the compact set $\Psi_0 = \{\varepsilon(t) \mid \|\varepsilon(t)\| \leq r_{t_0}\}$ as stated in Theorem 1. Hence, $e(t)$ will satisfy the prescribed performance $\forall t$ if we start at $t = t_0$ within the prescribed functions.

Remark 4. (Notes on control design parameters) $\bar{\delta}_i$ and δ_i define the dynamic boundaries of the initial (large) and final (small) set and they have a significant impact on the control effort up to small error tracking which is bounded by $\rho_{i\infty}$. Higher values of $\bar{\delta}_i$ and δ_i require more time for the systematic convergence from large to small set. Whereas, the impact of

ℓ_i can be noticed on the speed of convergence from large to small sets that implies values of ℓ_i has a direct impact on the range of control signal. It should be remarked that k and Γ_i^p are associated with nonlinearity compensation of adaptive estimate, c controls the speed of convergence to the desired tracking output and has to be selected to satisfy (41). The bounds on local consensus modified errors can be made small by increasing the control gains c .

Finally, the algorithm of nonlinear high order agent dynamics such as equation (1) can be summarized briefly as

- Step 1. Select the control design parameters such as $\bar{\delta}_i^p$, δ_i^p , $\rho_{i,p\infty}$, ℓ_i^p , Γ_i^p , k and c .
- Step 2. Evaluate local error synchronization e_i from equation (5).
- Step 3. Evaluate the prescribed performance function ρ_i from equation (11).
- Step 4. Evaluate r_i^p from equation (20).
- Step 5. Evaluate the transformed error from equation (18) starting from ε^1 to ε^{M_p} .
- Step 6. Evaluate the metric error \mathbf{E}_i from (21) or (22).
- Step 7. Evaluate control signal u_i from equation (39).
- Step 8. Evaluate the adaptive estimates $\hat{\theta}_i$ and $\hat{\omega}_i$ from equations (42) and (43), respectively.
- Step 9. Go to Step 2.

VI. SIMULATION RESULTS

In this section, we present two different examples to illustrate the robustness of the proposed controller. The first example considers single-input single-output (SISO) problem and the second example present multi-input multi-output (MIMO) problem with high order dynamics. Consider a connected network is composed of 5 agents denoted by 1 to 5 with one leader denoted by 0 and the leader node is connected to agents 1 and 5 as in Fig. 2.

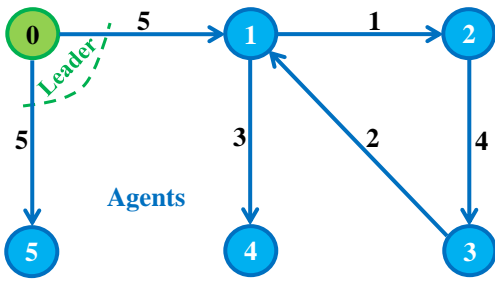


Fig. 2. Connected graph with one leader and five agents.

Example 1 (SISO): Let the graph in Fig. 2 be SISO with high order nonlinear dynamics such as

$$\begin{aligned} \dot{x}_i^1 &= x_i^2 \\ \dot{x}_i^2 &= x_i^3 \\ \dot{x}_i^3 &= f_i(x_i) + u_i \\ y_i &= x_i^1 \end{aligned}$$

such that $i = 1, 2, \dots, 5$ with nonlinear dynamics

$$\begin{aligned} f_1 &= x_1^2 \sin(x_1^1) + \cos(x_1^3)^2, \\ f_2 &= -(x_2^1)^2 x_2^2 + 0.01 x_2^1 - 0.01 (x_2^1)^3, \\ f_3 &= x_3^2 + \sin(x_3^3), \\ f_4 &= -3(x_4^1 + x_4^2 - 1)^2 (x_4^1 + x_4^2 + x_4^3 - 1) - x_4^3 \\ &\quad + 0.5 \sin(2t) + \cos(2t), \\ f_5 &= \cos(x_5^1) \end{aligned}$$

and the leader dynamics is

$$\begin{aligned} \dot{x}_0^1 &= x_0^2 \\ \dot{x}_0^2 &= x_0^3 \\ \dot{x}_0^3 &= -x_0^2 - 2x_0^3 + 1 + 3\sin(2t) + 6\cos(2t) \\ &\quad - \frac{1}{3}(x_0^1 + x_0^2 - 1)(x_0^1 + 4x_0^2 + 3x_0^3 - 1) \\ y_0 &= x_0^1 \end{aligned}$$

The setting parameters in this problem were selected as $\rho_\infty = 0.03 \times \mathbf{1}_{5 \times 1}$, $\rho_0 = 5 \times \mathbf{1}_{5 \times 1}$, $\ell = 0.6 \times \mathbf{1}_{5 \times 1}$, $\bar{\delta} = 4 \times \mathbf{1}_{5 \times 1}$, $\hat{\delta} = 5 \times \mathbf{1}_{5 \times 1}$, $c = 30 \times \mathbf{1}_{5 \times 1}$, $k = 0.1$, $\Gamma_1 = 10000 \mathbf{I}_{5 \times 1}$, $\Gamma_2 = 10000 \mathbf{I}_{5 \times 1}$. $x_0(0) = [0.3, 0.3, 0.3]^\top$ is the initial vector of the nonlinear leader system, and the values of agents are

$$\begin{aligned} x_1(0) &= [-0.2850, -0.0821, -0.2126]^\top, \\ x_2(0) &= [-0.6044, -0.3964, -0.0775]^\top, \\ x_3(0) &= [-0.2110, -0.4237, -0.3253]^\top, \\ x_4(0) &= [-0.1501, -0.3986, -0.0050]^\top, \\ x_5(0) &= [-0.3281, 0.1618, -0.4160]^\top \end{aligned}$$

Fig. 3 presents the output performance of the proposed control and it shows smooth tracking performance for $y = x^1$. It can be noticed that the networked system with unknown high nonlinear dynamics converged smoothly to the leader trajectory in the presence of high nonlinearities and time-varying disturbances. Fig. 4 illustrates the systematic convergence of the synchronized error e_i for $i = 1, \dots, 5$ satisfying the predefined constraints and setting parameters imposed on the system. In fact, Fig. 4 shows how the error started from a predefined large set and reduced systematically into the predefined small set prescribed by the value of ρ_∞ . Moreover, Fig. 4 presents transformed error ε_i associated to agent i .

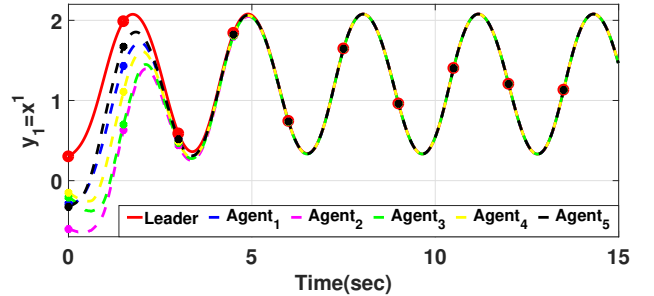


Fig. 3. The output performance of high order nonlinear SISO networked system $y = [y_0, y_1, \dots, y_5]$.

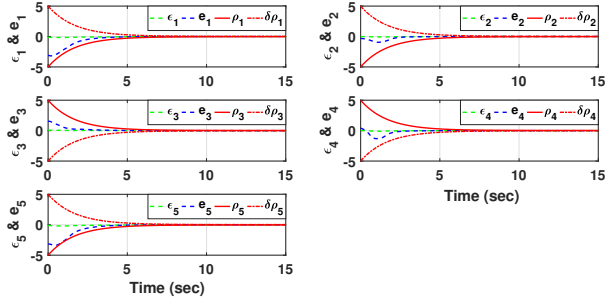


Fig. 4. Error and transformed error of high order nonlinear SISO networked system.

Example 2 (MIMO Problem): Consider the graph in Fig. 2 and let each agent be defined by a second order system with 2 inputs and 2 outputs with high nonlinear dynamics. The nonlinear dynamics are defined by

$$\begin{bmatrix} \ddot{x}_i^1 \\ \ddot{x}_i^2 \end{bmatrix} = \begin{bmatrix} f_i^1(x_i, t) \\ f_i^2(x_i, t) \end{bmatrix} + \psi_i(t) \begin{bmatrix} x_i^1 \\ x_i^2 \end{bmatrix} + \begin{bmatrix} D_i^1(t) \\ D_i^2(t) \end{bmatrix} + \begin{bmatrix} u_i^1(t) \\ u_i^2(t) \end{bmatrix}$$

$$y_{i,:} = [x_i^1, x_i^2]^\top$$

where

$$f_i(x_i) = \begin{bmatrix} a_i^1 x_i^1 (x_i^1)^2 \dot{x}_i^2 + 0.2 \sin(a_i^1 x_i^1 \dot{x}_i^1) \\ -a_i^2 x_i^1 x_i^2 \dot{x}_i^1 - 0.2 a_i^2 \cos(a_i^2 x_i^2 t) x_i^1 \dot{x}_i^2 \end{bmatrix},$$

$$\psi_i(t) = \begin{bmatrix} 3c_i^1 \sin(0.5t) & 2c_i^1 \sin(0.4c_i^1 t) \cos(0.3t) \\ 0.9 \sin(0.2c_i^2 t) & 2.5 \sin(0.3c_i^2 t) + 0.3 \cos(t) \end{bmatrix},$$

$$D_i(t) = \begin{bmatrix} 1 + b_i^1 \sin(b_i^1 t) \\ 1.2 \cos(b_i^2 t) \end{bmatrix},$$

and

$$a = \begin{bmatrix} a_i^1 \\ a_i^2 \end{bmatrix} = \begin{bmatrix} 1.5 & 0.5 & 0.7 & 1.3 & 0.7 \\ 0.5 & 1.4 & 0.1 & 1.3 & 2.4 \end{bmatrix}^\top,$$

$$b = \begin{bmatrix} 0.5 & 1.5 & 1.1 & 1.6 & 0.3 \\ 0.7 & 1.2 & 1.3 & 0.5 & 0.3 \end{bmatrix}^\top,$$

$$c = \begin{bmatrix} 1.5 & 2.5 & 0.5 & 1.7 & 0.7 \\ 0.5 & 1.7 & 1.1 & 0.3 & 0.4 \end{bmatrix}^\top$$

where $f_i(\cdot) \in \mathbb{R}^2$ is system nonlinearity, $D_i(t) \in \mathbb{R}^2$ and $\psi_i(t) \in \mathbb{R}^{2 \times 2}$ are time variant disturbances of the associated agent i . Also, the correspondent nonlinear and time variant disturbance components $f_i(\cdot)$, $D_i(t)$ and $\Upsilon_i(t)$ are assumed to be completely unknown. It can be noticed that we considered $f_i(x_i) \neq f_j(x_j)$, $D_i(t) \neq D_j(t)$, $\psi_i(t) \neq \psi_j(t)$, for $i \neq j$ and $i, j = 1, \dots, N$. The leader dynamics is selected to be $x_0 = [0.6 \cos(0.6t), 0.8 \cos(0.5t)]^\top$. The control parameters of the problem were defined as $\rho_\infty = 0.03 \times \mathbf{1}_{5 \times 2}$, $\rho_0 = 7 \times \mathbf{1}_{5 \times 2}$, $l = 0.6 \times \mathbf{1}_{5 \times 2}$, $\Gamma_1 = 100 \mathbf{I}_{5 \times 2}$, $\Gamma_2 = 100 \mathbf{I}_{5 \times 2}$, $\delta = 7 \times \mathbf{1}_{5 \times 2}$, $\underline{\delta} = 7 \times \mathbf{1}_{5 \times 2}$, $c = 30 \mathbf{I}_{5 \times 2}$, $k = 0.01 \mathbf{I}_{5 \times 2}$. Initial conditions of $x_1(0) = [0.2310, -0.0276]^\top$, $x_2(0) = [-0.1362, -0.4615]^\top$, $x_3(0) = [-0.2867, -0.1315]^\top$, $x_4(0) = [0.5157, 0.3539]^\top$, $x_5(0) = [-0.4700, 0.4070]^\top$ and the derivative of states is $\dot{x}(0) = \text{randn}(5, 2)$ where "randn" is a command in MATLAB[®] denotes normal random distribution. It can be noticed that we considered different initial conditions such that

$x_i(0) \neq x_j(0)$, for $i \neq j$ and $i, j = 1, \dots, N$.

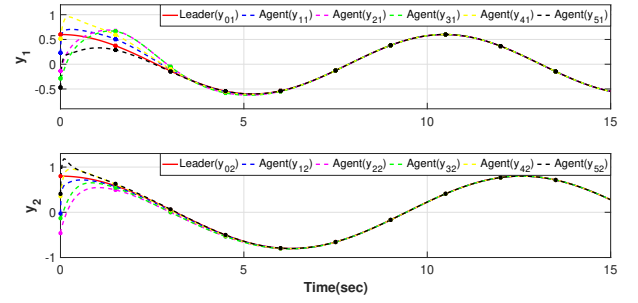


Fig. 5. Output performance of MIMO nonlinear networked system for y_1 and y_2 .

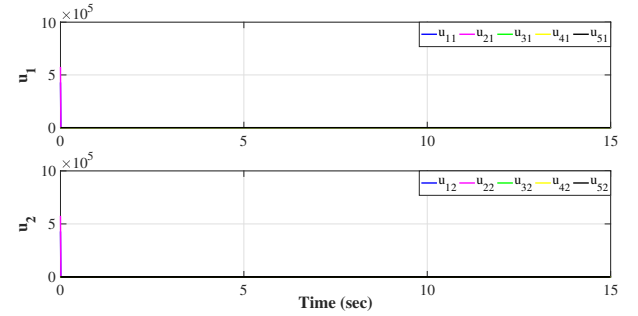


Fig. 6. Control signal of MIMO nonlinear networked system for u_1 and u_2 .

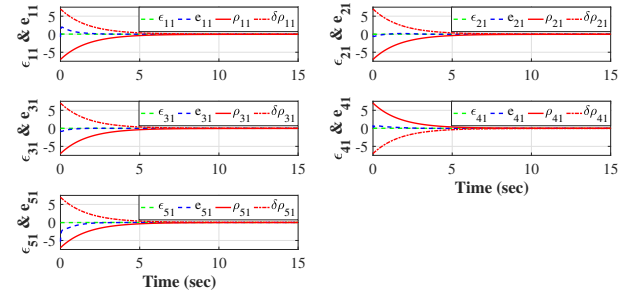


Fig. 7. Error and transformed error of MIMO nonlinear networked system for the first output.

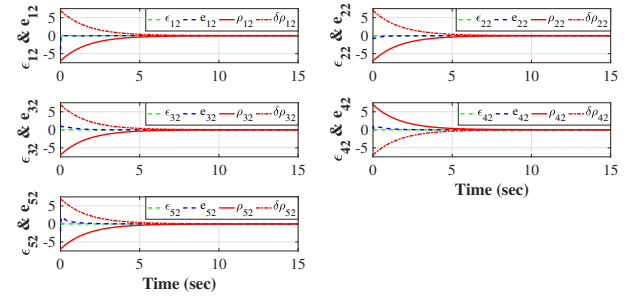


Fig. 8. Error and transformed error of MIMO nonlinear networked system for the second output.

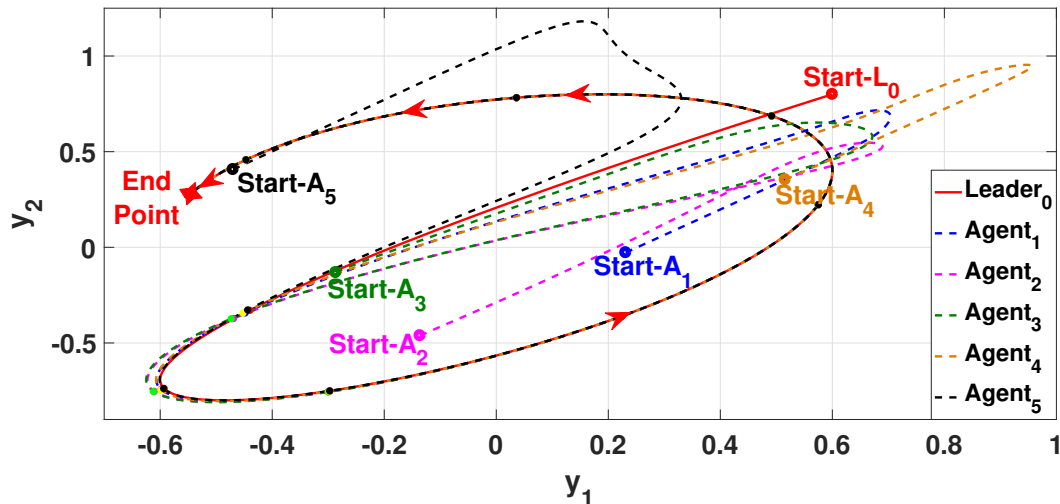


Fig. 9. Phase plane plot for all the agents.

The robustness of the proposed controller against time variant uncertain parameters, time variant external disturbances, and high nonlinearities are tested. Fig. 5 shows the output performance of the proposed controller for this MIMO case. The output performance demonstrate impressive smooth tracking performance of the follower agents x_i for $i = 1, \dots, N$ to the leader agent x_0 . The control input of system dynamics in the connected graph is demonstrated in Fig. 6. The tracking errors and their associated transformed errors are depicted in Fig. 7 and 8. The initial errors of $e_{i1}(0)$ and $e_{i2}(0)$ satisfy the static boundaries that were defined initially by $\bar{\delta}$ and $\underline{\delta}$. The transient errors $e_{i1}(t)$ and $e_{i2}(t)$ for $t \geq 0$ satisfy the dynamic boundaries which can be represented by $\rho_{i1}(t)$ and $\rho_{i2}(t)$, respectively. Finally, the errors are successfully trapped between $\pm\rho_{ij\infty}$ and $\delta\rho_{i,j}$ for $i = 1, \dots, N$ and $j = 1, 2$. In fact, Fig. 5, 6, 7, and 8 illustrate the effectiveness and robustness of the proposed distributed adaptive control with prescribed performance characteristics of the high order unknown nonlinear networked systems. The phase plane is presented in Fig. 9.

VII. CONCLUSION

A distributed cooperative adaptive control of high order nonlinear multi-agent systems with prescribed performance has been proposed. We considered the nonlinearities of the agents to be Lipschitz but completely unknown. Adaptive estimates has been used to estimate the system's nonlinearities and uncertainties. The controller has been developed for strongly connected digraph. The control signal has been chosen properly to ensure UUB stability of the synchronization errors. The controller successfully brought the agents from random initial values and synchronized their outputs to the desired trajectory within the prescribed performance constraints. Simulation examples included highly nonlinear heterogeneous systems with time varying parameters, uncertainties and disturbances.

ACKNOWLEDGMENT

The author would like to thank **Babajide O Ayinde** for providing helpful comments that greatly improved the manuscript and for his assistance that made this work possible.

REFERENCES

- [1] J. A. Fax and R. M. Murray, "Information flow and cooperative control of vehicle formations," *IEEE Transactions on Automatic Control*, vol. 49, no. 9, pp. 1465–1476, 2004.
- [2] W. Ren, R. W. Beard, and others, "Consensus seeking in multiagent systems under dynamically changing interaction topologies," *IEEE Transactions on automatic control*, vol. 50, no. 5, pp. 655–661, 2005.
- [3] R. Olfati-Saber, J. A. Fax, and R. M. Murray, "Consensus and cooperation in networked multi-agent systems," *Proceedings of the IEEE*, vol. 95, no. 1, pp. 215–233, 2007.
- [4] N. Chopra and M. W. Spong, "Passivity-based control of multi-agent systems," in *Advances in robot control*. Springer, 2006, pp. 107–134.
- [5] Y. Zhao, Z. S. Duan, G. H. Wen, Z. K. Li, and G. R. Chen, "Fully distributed tracking control for non-identical multi-agent systems with matching uncertainty," *International Journal of Adaptive Control and Signal Processing*, vol. 29, no. 8, pp. 1024–1037, 2015.
- [6] A. Das and F. L. Lewis, "Distributed adaptive control for synchronization of unknown nonlinear networked systems," *Automatica*, vol. 46, no. 12, pp. 2014–2021, 2010.
- [7] H. A. Hashim, S. El-Ferik, and F. L. Lewis, "Adaptive synchronisation of unknown nonlinear networked systems with prescribed performance," *International Journal of Systems Science*, vol. 48, no. 4, pp. 885–898, 2017.
- [8] S. El-Ferik, H. A. Hashim, and F. L. Lewis, "Neuro-adaptive distributed control with prescribed performance for the synchronization of unknown nonlinear networked systems," *IEEE Transactions on Systems, Man, and Cybernetics: Systems*, vol. 48, no. 12, pp. 2135–2144, 2018.
- [9] H. Zhang and F. L. Lewis, "Adaptive cooperative tracking control of higher-order nonlinear systems with unknown dynamics," *Automatica*, vol. 48, no. 7, pp. 1432–1439, 2012.
- [10] W. Yu, Y. Li, G. Wen, X. Yu, and J. Cao, "Observer design for tracking consensus in second-order multi-agent systems: Fractional order less than two," *IEEE Transactions on Automatic Control*, vol. 62, no. 2, pp. 894–900, 2017.
- [11] H. A. Hashim, S. El-Ferik, and F. L. Lewis, "Neuro-adaptive cooperative tracking control with prescribed performance of unknown higher-order nonlinear multi-agent systems," *International Journal of Control*, pp. 1–16, 2017.
- [12] D. C. Theodoridis, Y. S. Boutalis, and M. A. Christodoulou, "Direct adaptive neuro-fuzzy trajectory tracking of uncertain nonlinear systems," *International Journal of Adaptive Control and Signal Processing*, vol. 26, no. 7, pp. 660–688, 2012.

- [13] S. El-Ferik, A. Qureshi, and F. L. Lewis, "Neuro-adaptive cooperative tracking control of unknown higher-order affine nonlinear systems," *Automatica*, vol. 50, no. 3, pp. 798–808, 2014.
- [14] F. W. Lewis, S. Jagannathan, and A. Yesildirak, *Neural network control of robot manipulators and non-linear systems*. CRC Press, 1998.
- [15] C. P. Bechlioulis and G. A. Rovithakis, "Robust adaptive control of feedback linearizable MIMO nonlinear systems with prescribed performance," *IEEE Transactions on Automatic Control*, vol. 53, no. 9, pp. 2090–2099, 2008.
- [16] Y. Li and S. Tong, "Prescribed performance adaptive fuzzy output-feedback dynamic surface control for nonlinear large-scale systems with time delays," *Information Sciences*, vol. 292, pp. 125–142, 2015.
- [17] W. Ren and R. W. Beard, *Distributed consensus in multi-vehicle cooperative control*. Springer, 2008.
- [18] F. L. Lewis, H. Zhang, K. Hengster-Movric, and A. Das, *Cooperative control of multi-agent systems: optimal and adaptive design approaches*. Springer Science & Business Media, 2013.
- [19] X. Li, X. Wang, and G. Chen, "Pinning a complex dynamical network to its equilibrium," *IEEE Transactions on Circuits and Systems I: Regular Papers*, vol. 51, no. 10, pp. 2074–2087, 2004.
- [20] S. Khoo, L. Xie, and Z. Man, "Robust finite-time consensus tracking algorithm for multirobot systems," *IEEE/ASME Transactions on Mechatronics*, vol. 14, no. 2, pp. 219–228, 2009.
- [21] Z. Qu, *Cooperative control of dynamical systems: applications to autonomous vehicles*. Springer Science & Business Media, 2009.
- [22] N. Hovakimyan and C. Cao, *L1 adaptive control theory: Guaranteed robustness with fast adaptation*. Siam, 2010, vol. 21.
- [23] H. K. Khalil, "Nonlinear systems, 3rd," *New Jersey, Prentice Hall*, vol. 9, 2002.