

DeepPR: Incremental Recovery for Interdependent VNFs with Deep Reinforcement Learning

Genya Ishigaki, Siddhartha Devic, Riti Gour, and Jason P. Jue

Department of Computer Science, The University of Texas at Dallas, Richardson, Texas 75080, USA

Email: {gishigaki, sid.devic, rgour, jjue}@utdalls.edu

Abstract—The increasing reliance upon cloud services entails more flexible networks that are realized by virtualized network equipment and functions. When such advanced network systems face a massive failure by natural disasters or attacks, the recovery of the entire systems may be conducted in a progressive way due to limited repair resources. The prioritization of network equipment in the recovery phase influences the interim computation and communication capability of systems, since the systems are operated under partial functionality. Hence, finding the best recovery order is a critical problem, which is further complicated by virtualization due to dependency among network nodes and layers. This paper deals with a progressive recovery problem under limited resources in networks with VNFs, where some dependent network layers exist. We prove the NP-hardness of the progressive recovery problem and approach the optimum solution by introducing DeepPR, a progressive recovery technique based on deep reinforcement learning. Our simulation results indicate that DeepPR can obtain 98.4% of the theoretical optimum in certain networks. The results suggest the applicability of Deep RL to more general progressive recovery problems and similar intractable resource allocation problems.

Index Terms—network recovery, Network Function Virtualization (NFV), network orchestration, Deep Reinforcement Learning (Deep RL), interdependent networks.

I. INTRODUCTION

Resilience is a critical concern for communication networks that are deployed in support of cloud systems. However, the recent trend towards the virtualization of network equipment and functions potentially introduces new fragility into such systems due to layering [1].

Many studies reveal the fragility unique in layered networks [2], [3]. For example, a network system may be realized by the combination of virtualized functions and infrastructure (physical) nodes. The nodes in the infrastructure layer host some functions including the orchestrator function that manages the life cycle of virtualized functions and the mapping between the two layers [4]. Therefore, the functionality of the orchestrator function depends on the infrastructure node hosting it; at the same time, it is necessary to have a working virtualized orchestrator to manage the physical computation resources on every infrastructure node. This interdependency between two layers results in increased fragility.

Furthermore, the interdependency has an influence on recovery decisions after a massive failure. After massive failures, it is critical to start providing necessary connections as soon as possible, even when available resources, such as manpower or backup equipment, to repair the system is limited. The

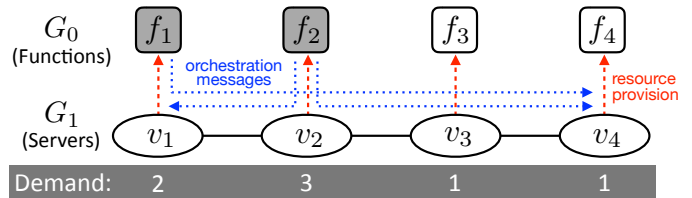


Fig. 1. A motivating example.

TABLE I
AVAILABLE COMPUTATION POWER AT EACH TIME STEP WITH DIFFERENT RECOVERY ORDERS.

	t_1	t_2	t_3	t_4	t_5	t_6	t_7
P_1	0	1 (v_1)	1	1	2 (v_2)	3 (v_3)	4 (v_4)
P_2	0	0	0	0	3 (v_2, v_3, v_4)	3	4 (v_1)

prioritization of specific connections or services are well-studied in [5], [6], [7] for single layer networks. However, this prioritization becomes more complex when there is interdependency between layers, since the role of each node is determined not only by the topology of a network but also by the interdependency [8], [9]. The following example characterizes the inherent complexity of the problem.

Let us consider an example illustrated in Fig. 1. The network consists of two constituent layers, which represent a virtualized function layer G_0 and an infrastructure layer G_1 . Each server v_i on G_1 can host one function f_i . Suppose that either v_1 or v_2 hosts a virtualized orchestration function among the four servers; i.e. f_1 or f_2 can be an orchestration function. As explained above, at least one orchestration function needs to be available for servers to be functional. The demand of each server shows the amount of resources needed to repair it.

Our problem is to determine the recovery order of the servers, considering the number of functions available during the recovery process. Here, the following two recovery orders are compared in terms of the total number of functions available over recovery time steps: $P_1 : v_1 \rightarrow v_2 \rightarrow v_3 \rightarrow v_4$ and $P_2 : v_4 \rightarrow v_3 \rightarrow v_2 \rightarrow v_1$. For simplicity, it is assumed that only one unit of resource is available at each time step t_i ($1 \leq i \leq 7$).

Table I describes the number of available functions at each time step when following each recovery order. Note that an integer in each cell represents the the number of functions

available (utility) at the time step. For instance, in P_1 , we first recover v_1 and obtain 1 available function (utility) at t_2 , since it takes two steps to satisfy the demand of the node. A recovered node stays functional until the last step t_7 and continues providing the same utility at every step after the step in which it was recovered. Therefore, the computation capability at t_3 and t_4 is 1, as there are no other nodes recovered during these steps. Since v_2 is recovered after three steps, another unit of utility is added at t_5 . In P_2 , the interdependency between the virtualized function layer and the infrastructure layer plays an interesting role in the recovery process. Even though sufficient resources are assigned to v_4 and v_3 in the first two steps, the utility remains 0 until v_2 is recovered. This is because the two nodes (v_3, v_4) cannot receive the orchestration messages due to the unreachability to f_2 , which is an orchestration function. Hence, the total utility jumps to 3, once v_2 is recovered at t_5 . As a result, the total utility over time of P_1 is 12, while the total utility of P_2 is 10.

Hence, the total utility available during recovery is different depending on which recovery order we adopt. Motivated by this simple example, the question addressed in this paper is the following. *How do we find a recovery order that maximizes the accumulated utility during the recovery process in networks with interdependency between layers?* This problem is a variant of the progressive recovery problem [5], which aims at maximizing the amount of flows going through a network during the recovery process. However, the fundamental difference lies in the consideration of the interconnectedness between nodes in different layers.

In order to answer this question, we first prove that the progressive recovery problem with a general graph always has an equivalent progressive recovery problem with a simpler graph. Additionally, the NP-hardness of the simpler problem is shown, which implies that the general case cannot be solved in polynomial time. We then propose a Deep reinforcement learning-based algorithm for Progressive Recovery (DeepPR) to solve the problem. Deep reinforcement learning seems suitable for this problem, because it is easy to calculate the total available computation capability when given a recovery order, as seen in the previous example, even though determining the optimum order is intractable.

II. RELATED WORKS

Pioneering work [5] on the progressive recovery problem focuses on determining the recovery order of communication links that maximizes the amount of flows on the recovered network with limited resources. As an extension, the work [6] proposes node evaluation indices to decide the recovery order to maximize the number of virtual networks accommodated. Considering the necessity of monitoring to observe failure situations, the joint problem of progressive recovery and monitor placement is discussed in [7].

recovery datacenter [10] (reachability to contents) prediction of cascade by learning - [11] TCOM opt algo for convex [12] analytical solution

Buldyrev et al. in [13]

The fragility induced by dependency between network layers has been pointed out in the context of interdependent network research [2], [3], [14]. In particular, the interdependency between virtualized nodes and physical nodes in optical networks is considered in [2]. A similar dependency caused by VNF orchestration is discussed in [3].

The works in [15], [16], [17] analyze the behaviors of failure propagations in such interdependent networks when each node performs local recovery (healing), where a functioning node substitutes for the failed node by establishing new connections with its neighbors.

Progressive recovery problems in interdependent networks have been discussed in [18], [8], [9], [19]. Classifying the progressive recovery problems by the types of interdependency, the work [18] proposes the optimum algorithm for a special case and heuristics for other cases. ILP and DP-based algorithms are employed to solve a variant of the progressive recovery problem in [8].

Other works [20], [21] propose some metrics to evaluate network nodes that can be used to decide the priority among the nodes.

III. MODEL

A. Network Model

A network, which consists of virtualized functions and infrastructure nodes hosting the functions, is modeled by an interdependent network that is formed by two constituent graphs $G_i = (V_i, E_{ii})$ ($i \in \{0, 1\}$), which correspond to the virtualized orchestration function layer (G_0) and the infrastructure node layer (G_1). A pair of nodes in different constituent graphs can be connected by an arc representing their dependency relationships: A_{ij} ($i, j \in \{0, 1\}$, $i \neq j$). Edges in $E_{ii} \subseteq V_i \times V_i$ are called *intra*-edges because they connect pairs of nodes in a constituent network. In contrast, arcs in $A_{ij} \subseteq V_i \times V_j$ ($i \neq j$) are called *inter*- or *dependency* arcs. An arc $(v_i, v_j) \in A_{ij}$ ($v_i \in V_i, v_j \in V_j$) indicates that a node v_j has dependency on a node v_i . The node v_i is called a *supporting* node, and v_j is a supported node.

Two node attribute functions are defined to capture the characteristics of each node: *demand* and *utility* functions. The demand function $d : V \rightarrow \mathbb{N}$ represents how many resources needs to be assigned to fully recover a given node. This demand can be interpreted as the cost or manpower to repair a specific node in the context of recovery problems. The utility function $u : V \rightarrow \mathbb{N}$ indicates the computational capability of a given node, such as the number of functions it can host, when it is fully recovered.

B. Network Failure and Progressive Recovery Plan

When a network failure event occurs at time t_0 , some nodes in the network become nonfunctional. Let $F[t_k] \subseteq V (= \bigcup_{i \in \{0, 1\}} V_i)$ denote a set of nonfunctional nodes at time t_k . With this notation, the nonfunctional nodes right after the failure are represented as $F[t_0]$. A failure is represented by a node set in this paper, because any failure of an edge can be

converted to a node failure by replacing the nonfunctional edge $(v_i, v_j) \in E$ with a nonfunctional node v_{ij} and two functional edges $\{(v_i, v_{ij}), (v_{ij}, v_j)\}$.

In progressive recovery scenarios, we receive a limited amount of resources at each time step after a failure. The resource function $r : t_i \mapsto c_i \in \mathbb{N}$ indicates the amount of the repair resources available at time t_i ($i \in \{0, \dots, T\} \subset \mathbb{N}$).

A progressive recovery plan P is an assignment of the available resources to the nonfunctional nodes. Formally, P is a $(T + 1) \times |V|$ matrix whose entries indicate the amount of resources assigned to a specific node at a specific time. Because of the limitation on the available resource amount, $P[t_i] := \sum_{v \in V} P[t_i][v] = r(t_i)$ for every t_i .

During the recovery process, nodes can be classified by two measures: the amount of resources assigned to the node and the functionality of the node. A node v is *saturated* when it has received enough recovery resources: $d(v) \leq \sum_{i=0}^k P[t_i][v]$. Let $K[t_i]$ denote a set of saturated nodes at time t_i . A node v is said to be *functional* if and only if it is (1) saturated and (2) reachable from at least one saturated supporting node in the other constituent graph via a simple path consisting of functional nodes. When a node v is functional at time t_i ($i \in \{0, \dots, T\} \subset \mathbb{N}$), the node state function $\alpha_i(v) = 1$; otherwise 0. A node v is *recovered* at t_i only when it becomes functional by assigning $P[t_i][v]$. In real networks, a nonfunctional saturated node can be interpreted as either an infrastructure node unreachable from an orchestration function or a virtualized function that is hosted on an infrastructure node that is nonfunctional.

A resource assignment $P[t_i]$ at each step t_i is called a *splitting* assignment when it prevents any nodes from saturation or recovery, even though there exists a node that can be saturated or recovered at t_i . Contrarily, a *concentrating* assignment saturates or recovers some node if possible, and provides all the extra resources, which cannot saturate nor recover any node, to one unsaturated node.

IV. PROBLEM FORMULATION

This section formulates the progressive recovery problem in interdependent networks, and discusses and theoretically proves some properties of the problem.

A. The Problem and Special Cases

The progressive recovery problem is to find a recovery plan P represented by a (time step \times node)-matrix that maximizes the sum of utility provided by functional nodes during the recovery.

Problem 1. Progressive Recovery Problem (PR): Given a graph $N = (V = V_0 \cup V_1, A = A_{01} \cup A_{10} \cup E_{00} \cup E_{11})$, a demand function d , an utility function u , a set of initially failed nodes $F[t_0] \subseteq V$, and a resource function r , maximize the network-wide utility $U_P = \sum_{i=0}^T \sum_{v \in V} u(v)\alpha_i(v)$ by deciding a resource assignment matrix P .

For clear representation of special cases, the problem is characterized by a five-tuple $\langle N = (V, A), F, d, u, r \rangle$. When

d or u return the same constant for any node, the function is called *node-invariant*. Similarly, r is time-invariant when the amount of available resources does not change over time.

A simpler case of the problem is one in which it is assumed that the functionality of virtualized functions totally depends on the functionality of a physical server hosting the function. In other words, there is no need for recovery (resource allocations) to repair virtualized functions, since the unavailability of the functions occurs only due to the loss of physical servers hosting them. In our terminology, when virtualized function nodes are nonfunctional, they are always saturated.

The interdependency between the virtual and physical layer still exists even with the above assumption, since any physical machine needs at least an indirect connection with a virtual control function. Obviously, a virtual function needs at least one physical machine, which can host it, to be functional.

Definition 1. A graph $N = (V, A)$ in the progressive recovery problem is said to be *one-layered* when nodes in $G_0 = (V_0, E_{00})$ never require repair resources to be functional. In other words, nodes in G_0 are nonfunctional only because the loss of supporting nodes in the other constituent graph: $v \in K[t_0]$ for any node $v \in (V_0 \cap F[t_0])$.

Problem 2. One-layered star case (StarPR): Assume that the graph topology is a star whose nodes are in G_1 , except for the center node $v \in V_0$; also, each node $u \in V_1$ is biconnected with $v \in V_0$: $\langle \text{Star } N = (\{v\} \cup V_1, A_{01}), F = \{v\} \cup V_1, \forall d(d(v) = 0), \forall u, \forall r \rangle$.

Problem 3. One-layered rooted tree case: Extend Problem 2 by adding more nodes to G_1 that are not adjacent to the node in G_0 , i.e., the graph is a tree rooted at the node v in G_0 : $\langle \text{Tree } N = (\{v\} \cup V_1, A_{01} \cup A_{11}), F = \{v\} \cup V_1, \forall d(d(v) = 0), \forall u, \forall r \rangle$.

B. Intractability

Definition 2. Time-Invariant Incremental Knapsack Problem (IIK) [22]: Let $X = \{x_i\}$ denote a set of items, which each have value $a(x_i)$ and weight $w(x_i)$. For any subset X' of X , the value and weight are defined as follows: $a(S) = \sum_{x_i \in S} a(x_i)$, and $w(X') = \sum_{x_i \in S} w(x_i)$. IK is to find a sequence of subsets of X , $[S_1, S_2, \dots, S_T]$ ($S_i \subseteq S_{i+1}$, $i = 1, \dots, T - 1$) from time 1 to T that maximize $\sum_{t=1}^T a(S_t)$ subject to $w(S_t) \leq B_t$ ($t = 1, \dots, T$), where B_t is the available capacity of the knapsack at time t . Note that IK is known to be NP-hard.

Theorem 1. The one-layered star case (StarPR) is NP-hard.

Proof. What needs to be shown is $\text{IIK} \leq_p \text{StarPR}$.

Given an instance of IIK, an instance of StarPR is constructed as follows. We construct a graph with v_i 's that corresponds to each item $x_i \in X$ and a special node v . Edges are added so that each v_i is adjacent to v : $E = \{(v, v_i)\}$. Formally, $N = (\{v\} \cup \{v_i\}, E)$. The set of failed nodes F consists of v_i 's. The demand d and utility u functions

are defined using the given weight w and value a functions, respectively. The available resource function value $r(t)$ for time t is defined by the given capacity function B_t . This conversion is obviously executed in polynomial time.

Clearly, IIK reaches the optimum if and only if StarPR reaches the optimum, since the objective functions of these two problems are identical with the settings above. The progressive property of StarPR, which accumulates utility over time, is inherited in the property of IIK solutions that $S_i \subseteq S_{i+1}$ ($i = 1, \dots, T - 1$). \square

Therefore, the PR problem is, in general, a NP-hard problem. This proof also implies that the intractability of a progressive recovery problem changes, depending on the d , u , and r functions. The work [18] provides a polynomial time optimum algorithm for the one-layered star case (Case 1 in [18]) with $r : t_i \mapsto C$ and $d : V \rightarrow C$, where C is a constant. This means that $\langle \text{Star } N = (\{v\} \cup V_1, A_{01}), F = \{v\} \cup V_1, \text{node-invariant } d, \forall u, \text{time-invariant } r \rangle$ is in class P.

C. Relations among PR with Different Topology

This section first characterizes the optimum recovery plan in special types of graphs (one-layered graphs). Also, it is proven that the optimum recovery plan of a general network topology shares the same property with that of one-layered graphs, by showing the conversion of the general case into one-layered graph cases.

Lemma 1. The optimum recovery plan P^* for any one-layered star graph only consists of concentrating assignments when $r : t_i \mapsto C$ ($\forall t_i$): $\langle \text{Star } N = (\{v\} \cup V_1, A_{01}), F = \{v\} \cup V_1, \forall d (d(v) = 0), \forall u, \text{time-invariant } r \rangle$.

Proof. First, we argue the statement is true for a star graph with two nodes $|I| = 2$, $C = 2$, and $2 \mid d(v_i) = d(v_j)$. Suppose P only consists of concentrating assignments and P' includes some splitting assignment.

Because P concentrate resources on a node v_i , the node becomes functional after $\frac{d(v_i)}{C(=2)}$ steps. After the step, it takes $\frac{d(v_j)}{2}$ more steps to recover the other node v_j . Note that during these $\frac{d(v_j)}{2}$ steps, the network-wide utility is always $u(v_i)$. Therefore, $U_P = \frac{d(v_j)}{2} \times u(v_i) + u(v_j)$.

Let us think about P' that contains a splitting assignment at one time step t_k and concentrating assignments for the other steps. The splitting must be conducted before v_i becomes functional, since there are only two nodes. Then, it takes $\frac{d(v_i)}{2} + 1$ steps for v_i and $\frac{d(v_j)}{2} - 1$ steps for v_j to be recovered. Note that v_j receives one unit of resource at both t_k and $(\frac{d(v_i)}{2} + 1)$ th step. Thus, $U_{P'} = (\frac{d(v_j)}{2} - 1) \times u(v_i) + u(v_j) < U_P$. The same discussion can be applied to the cases with more splitting, and $U_{P'}$ decreases when more splitting assignments are included in P' . When P' only consists of the splitting, it takes $d(v_i)$ steps for both nodes to be recovered. Therefore the network-wide utility is $u(v_i) + u(v_j) < U_P$.

Second, we change the settings by allowing more general demands $d(v_i), d(v_j) \in \mathbb{N}$. Without loss of generality, suppose $d(v_i) > d(v_j)$. There are three recovery plans to be

compared. Let P_l denote the recovery plan only consisting of concentrations with the prioritization of v_l and P' be a plan including splitting. Based on the previous discussion, $U_{P_i} = \left\lceil \frac{d(v_j)}{2} \right\rceil \times u(v_i) + u(v_j)$, and $U_{P_j} = \left\lceil \frac{d(v_i)}{2} \right\rceil \times u(v_j) + u(v_i)$.

When P' uses the splitting assignment at one step, v_j is recovered at $\left\lceil \frac{d(v_j)}{2} \right\rceil$ th step, and it takes $\left\lceil \frac{d(v_i) - 1 - e}{2} \right\rceil$ more steps to recover v_i , where $e = d(v_j) \bmod 2$. This is because the splitting assigns one unit of resources to v_i , and the ceiling function at $\left\lceil \frac{d(v_j)}{2} \right\rceil$ th step may assign another excess unit, depending on if $d(v_j)$ is divided by C . Therefore, $U_{P'} \leq \left\lceil \frac{d(v_i) - 1}{2} \right\rceil \times u(v_j) + u(v_i) \leq U_{P_j}$. When P' exploits more splitting assignments, the network-wide utility decreases as observed in the previous setting.

It is easily shown by similar discussion that, for any $C (> 2)$, a recovery plan that only includes concentrating assignments is better than plans including splitting assignments. This is because the difference in resource amounts is just a problem of scaling of r and d . Thus, the inherent property of the splitting and concentrating assignments does hold even with any different C .

It is also obvious that similar discussions hold for general star graphs with n nodes. The key property here is that the splitting delays recovery of a certain node by assigning resources to more nodes, even though the number of steps required to recover all nodes is fixed: $\left\lceil \frac{\sum_{u \in V} d(u)}{C} \right\rceil$. \square

Lemma 2. The optimum recovery plan P^* for any one-layered rooted tree never saturates any node that is not adjacent to a functional node; i.e., the candidate nodes for resource assignments are always adjacent to a functional node when $r : t_i \mapsto C$ ($\forall t_i$): $\langle \text{Tree } N = (\{v\} \cup V_1, A_{01} \cup A_{11}), F = \{v\} \cup V_1, \forall d (d(v) = 0), \forall u, \text{time-invariant } r \rangle$.

Proof. For contradiction, let us think the case where saturation gives us better network-wide utility. Suppose there are two adjacent nodes v_i, v_j in a rooted tree, such that v_i is adjacent to an independent node, but v_j is not.

First, we consider the case only with concentrating assignments. After saturating v_j , it takes $\left\lceil \frac{d(v_i)}{C} \right\rceil$ steps to recover v_i . During these steps, the utility provided by v_j remains 0. In contrast, when v_i is recovered before v_j , it takes $\left\lceil \frac{d(v_j)}{C} \right\rceil$ to recover v_j , and v_i will provide utility of $u(v_i)$ at each of these steps. This generates contradiction, since the number of total steps in both scenarios stays the same.

Second, let us try to improve the total utility, by introducing the splitting assignments, from $\left\lceil \frac{d(v_i)}{C} \right\rceil \times u(v_i) + u(v_j)$. However, it is impossible based on the discussion in star graphs. When exploiting the splitting at one step, the duration that v_i is functional is strictly less than $\left\lceil \frac{d(v_j)}{C} \right\rceil$. \square

Theorem 2. The optimum recovery plan P^* for any one-layered rooted tree only consists of concentrating assignments that allocate resources to nodes adjacent to a functional node

when $r : t_i \mapsto C (\forall t_i) : \langle \text{Tree } N = (\{v\} \cup V_1, A_{01} \cup A_{11}), F = \{v\} \cup V_1, \forall d(d(v) = 0), \forall u, \text{time-invariant } r \rangle$.

Proof. When a network has only one functional node, Lemma 2 eliminates the possibilities to assign resources beyond the neighbors of the functional node. Then, the network can be considered as a star graph consisting of the functional node and its neighbors. Hence, the statement holds because of Lemma 1.

Accordingly, the node that becomes functional next is adjacent to a functional node. By contracting the edge between the two functional nodes, the problem is reduced to the original problem with one functional node. \square

Definition 3. Pseudo star graph $S_G(\alpha_k)$: Given a graph $G = (V, E)$ and a node state function α_k at time t_k , the logical star graph $S_G(\alpha_k) = (V(S_G(\alpha_k)), E(S_G(\alpha_k)))$ consists of one logical functional node s and the nodes adjacent to any of the functional nodes in original graph, and edges connecting s and the others. Formally, $V(S_G(\alpha_k)) = \{s\} \cup \{v_i \in V \mid \exists v_j \in V \text{ s.t. } \alpha_k(v_j) = 1 \text{ and } (v_j, v_i) \in E\}$, and $E(S_G(\alpha_k)) = \{(s, v_i) \mid v_i \in V(S_G(\alpha_k))\}$.

The same statement holds for the case where G_0 has more nodes, and there exists more biconnected pairs of nodes between G_0 and G_1 .

Theorem 3. For any one-layered graph, the optimum recovery plan P^* only consists of concentrating assignments that allocate resources to nodes adjacent to a functional node when $r : t_i \mapsto C (\forall t_i) : \langle N, F = V, \forall d(d(v \in V_0) = 0), \forall u, \text{time-invariant } r \rangle$.

Proof. It is trivial that the optimum recovery plan does not saturate any node that is not adjacent to a functional node, even when a graph has more than one independent nodes or any cycle. Based on a discussion similar to Lemma 2, an assignment of resources to a node adjacent to a functional node always provides more network-wide utility over time, since the node assigned resources starts contributing to the utility in an earlier step. Thus, the candidate nodes for resource assignment at each step t_k are the nodes adjacent to any functional node.

Therefore, a resource assignment decision at each time step, $P[t_k]$ is equivalent to the progressive recovery problem in a logical star graph $S_G(\alpha_k)$, where α_k is a node state function reflecting recovery from t_0 to t_{k-1} . Therefore, it can be considered as the recovery problem in a star graph with a single logical functional node at the center and surrounding leaf nodes $V(S_G(\alpha_k))$.

Hence, it is easily provable, by the argument in Lemma 1, that the optimum plan does not involve splitting assignments, since the concentration of the split resources to a node can always recover the node in an earlier time step and provide more network-wide utility. \square

Lemma 3. Algorithm 1 is the optimum (exponential) algorithm to solve the progressive recovery problem in a general graph with $d(v_i) + d(v_j) > 2C - 1 (\forall (v_i, v_j) \in V \times V)$,

where C is a constant representing the amount of available resource.

Proof. When $d(v_i) + d(v_j) > 2C - 1 (\forall (v_i, v_j) \in V \times V)$, any recovery plan recovers at most one node at each time step. The duration that a node v_i is functional is the duration that the rest of nonfunctional nodes are recovered: $\left\lceil \frac{\sum_{v_j \in X \setminus \{v_i\}} d(v_j)}{C} \right\rceil$, where X is a set of nonfunctional nodes. Hence, the total utility to which the recovered node v_i contributes until the last step is $\left\lceil \frac{u(v_i) \cdot \sum_{v_j \in X \setminus \{v_i\}} d(v_j)}{C} \right\rceil$.

The remaining problem is the same problem with $X \setminus \{v_i\}$ to recover the rest of nonfunctional nodes. The problems with smaller subsets are already solved in previous loops. Thus, the algorithm can reuse the pre-calculated results stored in Z . Therefore, the value of q , which is always the maximum for subsets of the same size, reaches the optimum when $s = |V|$.

The recovery plan P is restored by traversing B (line 17 - 22), and the optimum network-wide utility is $Z[V]$.

This algorithm does not depend on any assumption on specific graph topology, since it solves the problem in a logical star graph. The set X' , which represents a set of nodes adjacent to any functional nodes, implicitly composes the logical star graph for each time step. \square

Lemma 4. The complexity of Algorithm 1 is $O((|V| + |E|)2^{|V|})$.

Proof. The two for-loops in line 3-4 collectively go through all subsets in the power set of V . Also, in line 7, the algorithm calculates the network-wide utility by attempting to recover each node $v_i \in X$ that is adjacent to a functional node. In the worst case, the size of X' is $|V| - 1$, and it requires a traversal of E to check the adjacency. Thus, the computation complexity is $O((|V| + |E|)2^{|V|})$. \square

Next, we claim that the progressive recovery problem with any network topology can be converted into the case in a one-layered graph.

Definition 4. A pair of nodes $v \in V_0$ and $v' \in V_1$ is called a *support pair* when $(v, v') \in A_{01}$ and $(v', v) \in A_{10}$.

Lemma 5. When v and v' are the first support pair recovered in a given graph N , the order of saturation of these two nodes does not influence the total utility.

Proof. Let us assume that a recovery plan saturates v first and v' later. Note that there may be some nodes saturated before and between v and v' . Since v, v' are the first supporting pair to be recovered, there is no functional node in N before v' is saturated. The total utility generated until the step t_i when v' is saturated is $u(v) + u(v') + \sum_{w \in V_r} u(w)$, where $V_r \subseteq K[t_i]$ is a set of saturated nodes that are reachable from v or v' . When we exchange the ordering of v and v' , the total utility until the step t_i when v is saturated remains the same, because the saturated nodes until t_i are same. Therefore, the order of saturation of v and v' does not change the total utility. \square

Algorithm 1 OPT1(G)

Input: A graph $G = (V, E)$, a dictionary Z (size $2^{|V|}$), a dictionary B (size $2^{|V|}$)

Note that $[V]^s$ denotes a family of V 's subsets of size s

```
1:  $B[\emptyset] \leftarrow \emptyset$ 
2:  $Z[\emptyset] \leftarrow 0$ 
3: for  $s \leftarrow 1$  to  $|V|$  do
4:   for  $X \in [V]^s$  do
5:      $q \leftarrow -\infty$ 
6:      $X' \leftarrow \{v_i \in X \mid \exists v_j \in V \setminus X \text{ s.t. } (v_i, v_j) \in E\}$ 
7:     for  $v_i \in X'$  do
8:        $q' \leftarrow u(v_i) \left( 1 + \left\lceil \frac{\sum_{v_j \in X' \setminus \{v_i\}} d(v_j)}{C} \right\rceil \right) + Z(X \setminus \{v_i\})$ 
9:       if  $q < q'$  then
10:         $q \leftarrow q'$ 
11:         $B[X] \leftarrow v_i$ 
12:       end if
13:     end for
14:      $Z[X] \leftarrow q$ 
15:   end for
16: end for
17:  $Y \leftarrow \emptyset$ 
18: while  $Y \neq V$  do
19:    $\text{print}(B[V \setminus Y])$ 
20:    $Y' \leftarrow Y \cup B[V \setminus Y]$ 
21:    $Y \leftarrow Y'$ 
22: end while
```

Lemma 6. In any graph, the first two nodes saturated by the optimum recovery plan P^* are always the nodes in a support pair. $\langle \forall N, F = V, \forall d, \forall u, \forall r \rangle$.

Proof. For contradiction, assume a node $w \in V_0$ was a node saturated at first by the optimum recovery plan P^* , and the two nodes v, v' in a support pair will be recovered right after w . Without loss of generality, it is assumed that v is saturated first from Lemma 5. Then, the total utility until the step t_i when v' is saturated is $u(v) + u(v) + \beta u(w)$, where $\beta = 1$ iff w is adjacent to v or v' ; otherwise, 0.

However, another recovery plan P' , which saturates v and v' first and w later, provides the total utility until t_i is $2(u(v) + u(v')) + \beta u(w)$, since v and v' are already functional at t_{i-1} . It contradicts the fact that P^* is the optimum. \square

Lemma 7. Let us think about the recovery of a one-layered rooted tree satisfying the following property.

- There is only one node $u \in V_0$ that is saturated.
- Any node adjacent to the node $u \in V_0$ has utility of zero: $d(v) = 0$ ($\forall v$ s.t. $(u, v) \in A_{01}$).

In the one-layered rooted tree, the second node v_2 recovered by the optimum recovery plan P^* has utility strictly greater than zero: $d(v_2) > 0$.

Proof. All the nodes adjacent to $u \in V_0$ have utility of zero. Therefore, the first node v_1 recovered by the P^* is one of

these node. For contradiction, assume the second node v_2 is also one of these zero-utility nodes, and let v_k be the first node recovered, whose utility is greater than 0 (k -th node recovered in the plan).

In order to recover v_k , it is necessary to have a zero-utility node that is already recovered for the reachability to u . There are two possible scenarios: (1) v_1 is adjacent to v_k , or (2) v_j ($2 \leq j < k$) is adjacent to v_k .

For the first scenario, we can exchange the recovery order of v_2 and v_k . This exchange has no influence on the candidate nodes at each step after k -th recovery, because the recovered nodes until k -th recovery stay the same. However, it increases the utility and contradicts the fact that P^* is optimum.

For the second scenario, we can exchange the recovery order of v_1 and v_j . Again, this does not change any candidate sets for recovery after k -th recovery. Since v_j is recovered at the very beginning, we can use the same discussion with the first scenario. Therefore, it provides a contradiction. Therefore, the second node recovered in the optimum plan should have nonzero-utility. \square

Theorem 4. A progressive recovery problem with any general graph with $u(v \in V_0) = 0$ has an equivalent progressive recovery problem with a one-layered graph. $\langle \forall N, F = V, \forall d, \forall u (u(v \in V_0) = 0), \forall r \rangle \sim \langle \forall N' = (\{x\} \cup V'_1, A'), F = V, \forall d (d(v \in \hat{V}'_1) = 0), \forall u, \forall r \rangle$.

Proof. For clarification, a new one-layered graph N' consists of a layer G'_0 consisting of only one node x and another layer G'_1 that can be any graph.

The problem with a general graph is converted into the problem with a one-layered graph as follows. We add a new node x to G'_0 and put all the nodes and edges in the original N into G'_1 . An edge is added between $x \in V'_0$ and each $v \in \hat{V}'_1$, where \hat{V}'_1 consists of nodes that are originally in V_0 of N ; i.e. $u(v \in \hat{V}'_1) = 0$.

Lemma 6 shows that the first two nodes to be saturated (recovered) are the ones in a support pair. Also, according to Lemma 5, it can be assumed without loss of generality that a node v in V_0 in each support pair is the first node to be saturated.

The edges newly added confirm that the first node recovered is one of the nodes in V_0 , since x is the only saturated node in the initial step. The other correspondence between two problems to be checked is that the second node recovered in N' is v' that forms a support pair with v in the original graph N , and Lemma 7 guarantees this. \square

Therefore, it is enough to think about the cases of one-layered graphs. Also, it is possible to aggregate multiple nodes in G_0 into one logical node in G_0 to decide the resource assignment, as the proof of Theorem 3 suggests. Thus, without loss of generality, the rest of this paper only deals with the one-layered graphs with one node in G_0 .

Corollary 1. Algorithm 1 is the optimum algorithm for the progressive recovery problem with any general graph with $u(v) = 0$ ($\forall v \in V_0$), a time-invariant r , and $d(v_i) + d(v_j) >$

$2C - 1$ ($\forall (v_i, v_{j \neq i}) \in V \times V$), where C is a constant representing the amount of available resource.

V. REINFORCEMENT LEARNING FOR PROGRESSIVE RECOVERY PLAN

A. Q-Learning

Reinforcement Learning (RL) is a method to learn the best mapping of scenarios \mathcal{S} to actions \mathcal{A} . The key elements of RL are an *agent*, who learns the mapping by numerical rewards for its trial actions, and an *environment*, which updates scenarios and returns the numerical *reward* depending on actions the agent takes.

In Q-learning, the mapping is learned using the *action-value function* $Q : \mathcal{S} \times \mathcal{A} \rightarrow \mathbb{R}$ that represents the quality of each pair of a state and an action. In theory, the Q-value converges after infinite trial actions (experiences): $Q^*(s, a) = \max_{\pi} \mathbb{E}[\sum_{k=0}^{\infty} \gamma^k r_{t+k} \mid s_t = s, a_t = a, \pi]$, which means the expected reward achievable by following the optimum action sequence (policy) π from state s taking action a at time t . Note that γ is a discount factor for future rewards that defines the scope of learning. For each experience, the update of the Q-value is performed by $Q(s_t, a_t) \leftarrow Q(s_t, a_t) + \alpha (y_t - Q(s_t, a_t))$, where $y_t = r_{t+1} + \gamma \max_{a_{t+1}} Q(s_{t+1}, a_{t+1})$, and α is a learning rate. y_t is called the *target*, since y_t should be equal to $Q(s_t, a_t)$ by convergence.

B. Deep Q-Network (DQN)

Mnih et al. [23] report a significant improvement in RL by introducing Deep Q-Network (DQN). Instead of explicitly calculating the Q-values, DQN uses neural networks (NNs), which are parametrized by a weight function θ , as a function approximator to estimate the optimum Q-values: $Q^*(s, a) \approx Q(s, a; \theta)$.

The dramatical improvement by DQN in learning performance is achieved mainly by introducing *experience replay* and *Target-Net* [23]. Also, ϵ -greedy exploration is used to effectively traverse state-action pairs.

1) *Experience Replay*: It is known that the correlation among experiences $e_t = (s_t, a_t, r_t, s_{t+1})$ causes fluctuations of the learning process. Experience Replay buffers the experiences $B = \{e_t\}$ and randomly takes samples from B for the learning. This random sampling prevents DQN from undergoing fluctuation due to correlated experiences.

2) *Target-Net and Eval-Net*: The learning by DQN updates not only $Q(s_t, a_t)$ but also the target value y_t , since y_t involves the estimate of the Q-value. In order to stabilize the learning, it is proposed to use two separated NNs; one, named Eval-Net for the learning for each experience, and the other, named Target-Net, for calculating the target value y_t . The weight function θ_T of Target-Net is periodically updated by copying the weight function θ of Eval-Net.

3) *ϵ -greedy Exploration*: The tradeoff between exploration and exploitation is one of the crucial challenges in RL. The ϵ -greedy exploration is a commonly used approach to address this challenge. In this greedy approach, the agent follows the

current best action known in a current state to reinforce the previous learning (exploitation) with probability $(1 - \epsilon)$. With probability ϵ , it tries a different action that can potentially return a better reward (exploration).

C. Applying DQN to PR

In our problem, the agent tries to learn the optimum resource allocations to nonfunctional nodes. Therefore, the legal actions for our agent are selecting a subset of nonfunctional nodes. Here, we assume a situation where at most one node is recovered at a time step by setting $d(v_i) + d(v_j) > 2C - 1$ ($\forall (v_i, v_{j \neq i}) \in V \times V$). Therefore, the number of legal **actions** is always the number of 2-permutations of $|V|$, $P(|V|, 2)$, since the available resources are used to saturate the first node in the permutation and may be assigned to the second if remaining. Each **state** is represented as a $(|V| \times 1)$ -boolean vector in which i th element indicates the remaining demand of the corresponding node $v_i \in V$. The sum of utilities of the functional nodes is recognized as a **reward** of the state.

One of the biggest challenges in our problem is the size of the state space, which grows exponentially in the number of nodes. Even with a graph with 20 nodes, over 1 million ($\approx 2^{20}$) possible states exist, and the number of Q-values is $P(20, 2) \times 2^{20}$. In order to improve the performance of exploration in such a huge state space, we take a random action among a set of legal actions with probability ϵ .

VI. EVALUATIONS

Simulations are conducted with different topology, node attributes, and resource amount, as explained below. DeepPR is evaluated by comparing it with a few baseline algorithms, including theoretical optimum and heuristics.

A. Simulation Settings

1) *Network Topology*: GNP random graphs [24] and the BT North America graph [25] are used as network topologies. Since our theoretical results indicate it is enough to test the algorithm performance in one-layered graphs with single node in G_0 , a node in G_0 is randomly selected among the nodes in each graph. For GNP random graphs, we used the following ranges: $n \in \{5, 6, \dots, 20\}$, and $p = 0.2$. Note that only connected GNP random graphs are fed into our simulations. The BT North America graph is based on an IP backbone network with 36 nodes and 76 edges.

2) *Node Attributes and Available Resource*: The utility, demand, and resource values are randomly selected among the integers within given ranges. Here, the following setting is used: (utility range, demand range, resource amount available at each time step) = $([1, 4], [1, 2], 1)$.

B. Baseline Algorithms

DeepPR is compared with three baseline algorithms named DP-OPT, RANDOM, and RATIO. DP-OPT is the optimum network-wide utility calculated by a bottom-up dynamic programming technique, which enables us to obtain the optimum until relatively larger graphs compared to simple enumerations.

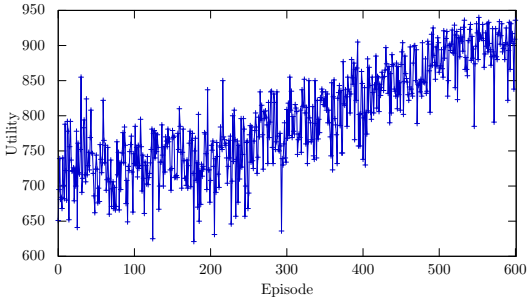


Fig. 2. Learning Curve of DeepPR in a GNP Random Graph.

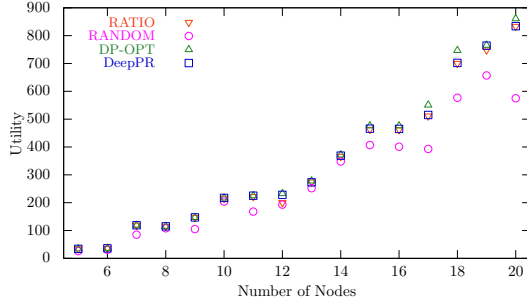


Fig. 3. Utility in GNP Random Graphs.

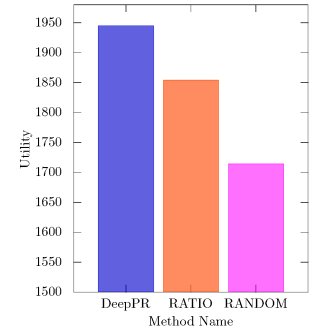


Fig. 4. Utility in the BT North America Graph.

Algorithm 2 ratioUD(G)

Input: A graph $G = (V, E)$, $\text{rEval}[0 : (|V| - 1)]$

- 1: **for** $v_i \in V$ **do**
 - 2: $\text{rEval}[i] \leftarrow \frac{u(v_i)}{d(v_i)}$
 - 3: **end for**
 - 4: **return** rEval
-

RANDOM is a heuristic algorithm that randomly selects one of the nonfunctional nodes adjacent to functional nodes. RATIO is a greedy heuristic algorithm inspired by the approximation algorithm of the set cover problem. This heuristic assigns resources to the most cost-effective node among the nodes adjacent to functional nodes at each time step by calculating $\frac{u(v)}{d(v)}$. The detailed explanation of both algorithms are available on our technical report.

C. Results and Discussions

Fig. 2 illustrates a sample of the learning curve of DeepPR over episodes, which are alternative sequences of states and actions from the initial network state to the fully recovered state. This sample is obtained in a GNP graph with 19 nodes, and similar curves are also observed in other graphs. Since the NNs are randomly initialized, the initial Q -values do not reflect the actual rewards. Through the update on Q -values during explorations, the NNs, which estimate Q -values, are gradually trained as to produce more accurate rewards. In the figure, the utility (total reward) that DeepPR achieves stays at approximately 725 until around the 250th episode, and after that, it continues increasing towards around 900. Because of the exploration by random actions, utility values fluctuate during the entire training period. Note that each episode takes 1.057 seconds on average in a computer with a 2.5 GHz Intel Core i5 CPU, Intel HD Graphics 4000 (1536 MB), and 8 G memory.

Fig. 3 indicates a comparison among the four algorithms in terms of total utility in GNP random graphs. In smaller graphs, the utility obtained by DeepPR always matches with the theoretical optimum (DP-OPT). In theory, Q -learning is guaranteed to achieve the optimum by visiting each state-action pair an infinite number of times. Since it is easier to visit

each state-action pair a greater number of times in graphs with fewer states and action choices, the estimation of Q -values seems to converge to more accurate values, which leads to the optimum. In contrast, the difference between DP-OPT and DeepPR becomes notable in some larger graphs for the same reason. Compared to RATIO, DeepPR performs slightly better in those larger graphs. Also, RANDOM is the worst heuristic among the four methods over all sizes of graphs and continues getting worse along with the graph size because of the increase of recovery choices.

Fig. 4 shows the utility obtained by three algorithms in the BT North America graph. Here, DP-OPT is not included since it is infeasible due to the number of nodes. A similar trend from GNP graphs is also observed in this practical topology.

In general, RATIO performs well since it decides the recovery ordering based on the cost-effectiveness, which is used in an approximation algorithm for the set cover problem. It is known that greedy choices based on the cost-effectiveness could reach the nearly optimum in many cases. At the same time, the performance of DeepPR is quite interesting, when considering a fact that the RL agent does not know the meaning of states, actions, and the condition for recovery.

VII. CONCLUSION

This paper discusses a progressive recovery problem of interdependent networks to maximize the total available computation utility of the networks, where a limited amount of resources arrives in a time sequence. It is proved that the recovery problem with a general network topology always has an equivalent progressive recovery problem with a one-layered graph, which is much simpler but still NP-hard. In order to solve the intractable recovery problem, a deep reinforcement learning-based algorithm, DeepPR is introduced by taking node state vectors and total utility over time as its states and discounted rewards, respectively. The simulation results indicate that it achieves 98.4% of the theoretical optimum in smaller GNP random networks.

REFERENCES

- [1] S. G. Kulkarni, G. Liu, K. K. Ramakrishnan, M. Arumathurai, T. Wood, and X. Fu, "Reinforce: Achieving efficient failure resiliency for network function virtualization based services," in *Proceedings of the 14th*

- International Conference on Emerging Networking EXperiments and Technologies*, CoNEXT '18, (New York, NY, USA), pp. 41–53, ACM, 2018.
- [2] H. Rastegarfar, D. C. Kilper, M. Glick, and N. Peyghambarian, "Cyber-physical interdependency in dynamic software-defined optical transmission networks," *IEEE/OSA Journal of Optical Communications and Networking*, vol. 7, pp. 1126–1134, Dec 2015.
 - [3] J. Liu, Z. Jiang, N. Kato, O. Akashi, and A. Takahara, "Reliability evaluation for NFV deployment of future mobile broadband networks," *IEEE Wireless Communications*, vol. 23, pp. 90–96, June 2016.
 - [4] ETSI, "ETSI GS NFV-MAN 001 V1.1.1 (2014-12)," Retrieved on March 27, 2019. , Retrieved on March 27, 2019.
 - [5] J. Wang, C. Qiao, and H. Yu, "On progressive network recovery after a major disruption," in *2011 Proceedings IEEE INFOCOM*, pp. 1925–1933, April 2011.
 - [6] M. Pourvali, K. Liang, F. Gu, H. Bai, K. Shaban, S. Khan, and N. Ghani, "Progressive recovery for network virtualization after large-scale disasters," in *2016 International Conference on Computing, Networking and Communications (ICNC)*, pp. 1–5, Feb 2016.
 - [7] S. Ciavarella, N. Bartolini, H. Khamfroush, and T. L. Porta, "Progressive damage assessment and network recovery after massive failures," in *IEEE INFOCOM 2017 - IEEE Conference on Computer Communications*, pp. 1–9, May 2017.
 - [8] Y. Zhao, M. Pithapur, and C. Qiao, "On progressive recovery in interdependent cyber physical systems," in *2016 IEEE Global Communications Conference (GLOBECOM)*, pp. 1–6, Dec 2016.
 - [9] A. Majdandzic, L. A. Braunstein, C. Curme, I. Vodenska, S. Levy-Carciente, H. Eugene Stanley, and S. Havlin, "Multiple tipping points and optimal repairing in interacting networks," *Nature Communications*, vol. 7:10850, March 2016.
 - [10] S. Ferdousi, F. Dikbiyik, M. Tornatore, and B. Mukherjee, "Progressive datacenter recovery over optical core networks after a large-scale disaster," in *2016 12th International Conference on the Design of Reliable Communication Networks (DRCN)*, pp. 47–54, March 2016.
 - [11] T. Pan, A. Kuhnle, X. Li, and M. Thai, "Vulnerability of interdependent networks with heterogeneous cascade models and timescales," in *2018 IEEE 38th International Conference on Distributed Computing Systems (ICDCS)*, pp. 290–299, July 2018.
 - [12] A. Tajer, M. Zohdy, and K. Alnajjar, "Resource allocation under sequential resource access," *IEEE Transactions on Communications*, vol. 66, pp. 5608–5620, Nov 2018.
 - [13] S. V. Buldyrev, R. Parshani, G. Paul, H. E. Stanley, and S. Havlin, "Catastrophic cascade of failures in interdependent networks," *Nature*, vol. 464, pp. 1025–1028, Apr 2010.
 - [14] D. H. Shin, D. Qian, and J. Zhang, "Cascading effects in interdependent networks," *IEEE Network*, vol. 28, pp. 82–87, July 2014.
 - [15] M. Stippinger and J. Kertsz, "Enhancing resilience of interdependent networks by healing," *Physica A: Statistical Mechanics and its Applications*, vol. 416, pp. 481 – 487, 2014.
 - [16] L. K. Gallos and N. H. Fefferman, "Simple and efficient self-healing strategy for damaged complex networks," *Phys. Rev. E*, vol. 92, p. 052806, Nov 2015.
 - [17] A. Behfarnia and A. Eslami, "Error correction coding meets cyber-physical systems: Message-passing analysis of self-healing interdependent networks," *IEEE Transactions on Communications*, vol. 65, pp. 2753–2768, July 2017.
 - [18] A. Mazumder, C. Zhou, A. Das, and A. Sen, "Progressive recovery from failure in multi-layered interdependent network using a new model of interdependency," in *Critical Information Infrastructures Security* (C. G. Panayiotou, G. Ellinas, E. Kyriakides, and M. M. Polycarpou, eds.), (Cham), pp. 368–380, Springer International Publishing, 2016.
 - [19] E. E. Lee II, J. E. Mitchell, and W. A. Wallace, "Restoration of services in interdependent infrastructure systems: A network flows approach," *IEEE Transactions on Systems, Man, and Cybernetics, Part C (Applications and Reviews)*, vol. 37, pp. 1303–1317, Nov 2007.
 - [20] A. Sen, A. Mazumder, J. Banerjee, A. Das, and R. Compton, "Identification of K most vulnerable nodes in multi-layered network using a new model of interdependency," in *2014 IEEE Conference on Computer Communications Workshops (INFOCOM WKSHPS)*, pp. 831–836, April 2014.
 - [21] D. T. Nguyen, Y. Shen, and M. T. Thai, "Detecting critical nodes in interdependent power networks for vulnerability assessment," *IEEE Transactions on Smart Grid*, vol. 4, pp. 151–159, March 2013.
 - [22] D. Bienstock, J. Sethuraman, and C. Ye, "Approximation algorithms for the incremental knapsack problem via disjunctive programming," 2013.
 - [23] V. Mnih, K. Kavukcuoglu, D. Silver, A. A. Rusu, J. Veness, M. G. Bellemare, A. Graves, M. Riedmiller, A. K. Fidjeland, G. Ostrovski, et al., "Human-level control through deep reinforcement learning," *Nature*, vol. 518, no. 7540, p. 529, 2015.
 - [24] NetworkX, "networkx.generators.random_graphs.gnp_random_graph," Retrieved on March 27, 2019. <https://networkx.github.io/>, Retrieved on March 27, 2019.
 - [25] The Internet Topology Zoo, "BT North America," Retrieved on March 27, 2019. <http://www.topology-zoo.org/dataset.html>, Retrieved on March 27, 2019.