

Large Scale Holistic Video Understanding

Ali Diba^{1,*}, Mohsen Fayyaz^{2,*}, Vivek Sharma^{3,*},
Manohar Paluri, Jürgen Gall², Rainer Stiefelhagen³, Luc Van Gool^{1,5}

¹ESAT-PSI, KU Leuven ²University of Bonn ³CV:HCI, KIT ⁴CVL, ETH Zürich
{firstname.lastname}@esat.kuleuven.be, {lastname}@iai.uni-bonn.de,
{firstname.lastname}@kit.edu, Balamanohar@gmail.com

Abstract

Video recognition has been advanced in recent years by benchmarks with rich annotations. However, research is still mainly limited to human action or sports recognition - focusing on a highly specific video understanding task and thus leaving a significant gap towards describing the overall content of a video. We fill this gap by presenting a large-scale “Holistic Video Understanding Dataset” (HVU). HVU is organized hierarchically in a semantic taxonomy that focuses on multi-label and multi-task video understanding as a comprehensive problem that encompasses the recognition of multiple semantic aspects in the dynamic scene. HVU contains approx. 572k videos in total with 9 million annotations for training, validation and test set spanning over 3457 labels. HVU encompasses semantic aspects defined on categories of scenes, objects, actions, events, attributes and concepts which naturally captures the real-world scenarios.

Further, we introduce a new spatio-temporal deep neural network architecture called “Holistic Appearance and Temporal Network” (HATNet) that builds on fusing 2D and 3D architectures into one by combining intermediate representations of appearance and temporal cues. HATNet focuses on the multi-label and multi-task learning problem and is trained in an end-to-end manner. The experiments show that HATNet trained on HVU outperforms current state-of-the-art methods on challenging human action datasets: HMDB51, UCF101, and Kinetics. The dataset and codes will be made publicly available.¹

1. Introduction

Video understanding is a comprehensive problem that encompasses the recognition of multiple semantic aspects

*Ali Diba, Mohsen Fayyaz and Vivek Sharma contributed equally to this work.

¹<https://github.com/holistic-video-understanding>

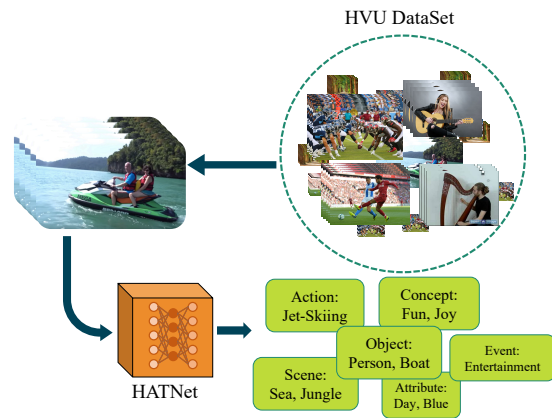


Figure 1: Holistic Video Understanding Dataset: A multi-label and multi-task fully annotated dataset and HATNet as a new deep ConvNet for video classification.

that include: a scene or an environment, objects, actions, events, attributes, and concepts. Even if considerable progress is made in video recognition, it is still rather limited to action recognition - this is due to the fact that there is no established video benchmark that integrates joint recognition of multiple semantic aspects in the dynamic scene. While Convolutional Networks (ConvNets) have caused several sub-fields of computer vision to leap forward, one of the expected drawbacks of training the ConvNets for video understanding with a single label per task is insufficiency to describe the content of a video. This issue primarily impedes the ConvNets to learn a generic feature representation towards challenging holistic video analysis. To this end, one can easily overcome this issue by recasting the video understanding problem as multi-task classification, where multiple labels are assigned to a video from multiple semantic aspects. Furthermore, it is possible to learn a generic feature representation for video analysis and understanding. This is in line with image classification ConvNets trained on ImageNet that facilitated the learning of generic feature representation for several vision tasks. Thus, training ConvNets on a multiple semantic aspects dataset can be directly ap-

Train	Validation	Test
476k	31k	65k

Table 1: HVU dataset statistics i.e. #videos-clips for train, validation, and test sets.

plied for holistic recognition and understanding of concepts in video data, which makes it very useful to describe the content of a video.

To address the above drawbacks, this work presents the ‘‘Holistic Video Understanding Dataset’’ (HVU). HVU is organized hierarchically in a semantic taxonomy that aims at providing a multi-label and multi-task large-scale video benchmark with a comprehensive list of tasks and annotations for video analysis and understanding. HVU dataset consists of 476k, 31k, 65k samples in train, validation and test set, and is a sufficiently large dataset, which means that the scale of dataset approaches that of image datasets. HVU contains approx. 572k videos in total, with $\sim 7.2\text{M}$ annotations for training set, $\sim 600\text{K}$ for validation set, $\sim 1.3\text{M}$ for test set spanning over 3457 labels. A full spectrum encompasses the recognition of multiple semantic aspects defined on them including 282 categories for scenes, 1917 for objects, 882 for actions, 77 for events, 106 for attributes and 193 for concepts, which naturally captures the long tail distribution of visual concepts in the real world. All these tasks are supported by rich annotations with an average of 2112 annotations per label. The HVU action categories builds on action recognition dataset [21, 25, 27, 42, 56] and further extend then by incorporating labels of scene, objects, events, attributes, and concepts in a video. The above thorough annotations enable developments of strong algorithms for a holistic video understanding to describe the content of a video. Table 1-2 show the dataset statistics.

Furthermore, we introduce a new spatio-temporal architecture called ‘‘Holistic Appearance and Temporal Network’’ (HATNet) that focuses on the multi-label and multi-task learning for jointly solving multiple spatio-temporal problems simultaneously. HATNet fuses 2D and 3D architectures into one by combining intermediate representations of appearance and temporal cues, leading to a robust spatio-temporal representation. Our HATNet achieves outstanding results on the HMDB51, UCF101 and Kinetics datasets. In particular, if the model is pre-trained on HVU and fine-tuned on the corresponding datasets it outperforms models pre-trained on Kinetics. This shows the richness of our dataset as well as the importance of multi-task learning. We experimentally show that HATNet achieves outstanding performance on UCF101 (97.8%), HMDB51 (76.5%) and Kinetics (77.6%).

2. Related Work

Action Recognition with ConvNets: As to prior hand-engineered [7, 26, 28, 37, 49, 54] and low-level temporal structure [16, 17, 33, 51] descriptor learning there is a vast literature and is beyond the scope of this paper.

Recently ConvNets-based action recognition [14, 24, 41, 45, 52] has take a leap to exploit the appearance and the temporal information. These methods operate on 2D (individual image-level) [10, 12, 18, 43, 44, 52, 55] or 3D (video-clips or snippets of K frames) [14, 45, 46, 48]. The filters and pooling kernels for these architectures are 3D (x , y , time) i.e. 3D convolutions ($s \times s \times d$) [55] where d is the kernel’s temporal depth and s is the kernel’s spatial size. These 3D ConvNets are intuitively effective because such 3D convolution can be used to directly extract spatio-temporal features from raw videos. Carreira *et al.* proposed inception [23] based 3D CNNs, which they referred to as I3D [6]. More recently, some works introduced temporal transition layer that models variable temporal convolution kernel depths over shorter and longer temporal ranges, namely T3D [9]. Further Diba *et al.* [8] propose spatio-temporal channel correlation that models correlations between channels of a 3D ConvNets wrt. both spatial and temporal dimensions. In contrast to these prior works, our work differs substantially in scope and technical approach. We propose an architecture, HATNet, that exploits both 2D ConvNets and 3D ConvNets to learn an effective spatio-temporal feature representation. Finally, it is worth noting the self-supervised ConvNet training works from unlabeled sources [19, 39], such as Fernando *et al.* [15] and Mishra *et al.* [31] generate training data by shuffling the video frames; Sharma *et al.* [35, 38] mines labels using a distance matrix based on similarity although for video face clustering; Wei *et al.* [53] predict the ordering task; Ng *et al.* [32] estimates optical flow while recognizing actions; Diba *et al.* [11] predicts short term future frames while recognizing actions. Self-supervised and unsupervised representation learning is beyond the scope of this paper.

The closest work to ours is by Ray *et al.* [34]. Ray *et al.* concatenates pre-trained deep features, learned independently for the different tasks, scenes, object and actions aiming to the recognition, in contrast our HATNet is trained end-to-end for multi-task and multi-label recognition in videos.

Video Classification Datasets: Over the last decade, several video classification datasets [4, 5, 27, 36, 42] have been made publicly available with a focus on action recognition, as summarized in Table 3. We briefly review some of the most influential action datasets available. The HMDB51 [27] and UCF101 [42] has been very important in the field of action recognition. However, they are simply not large enough for training deep ConvNets from scratch. Recently, some large action recognition datasets were in-

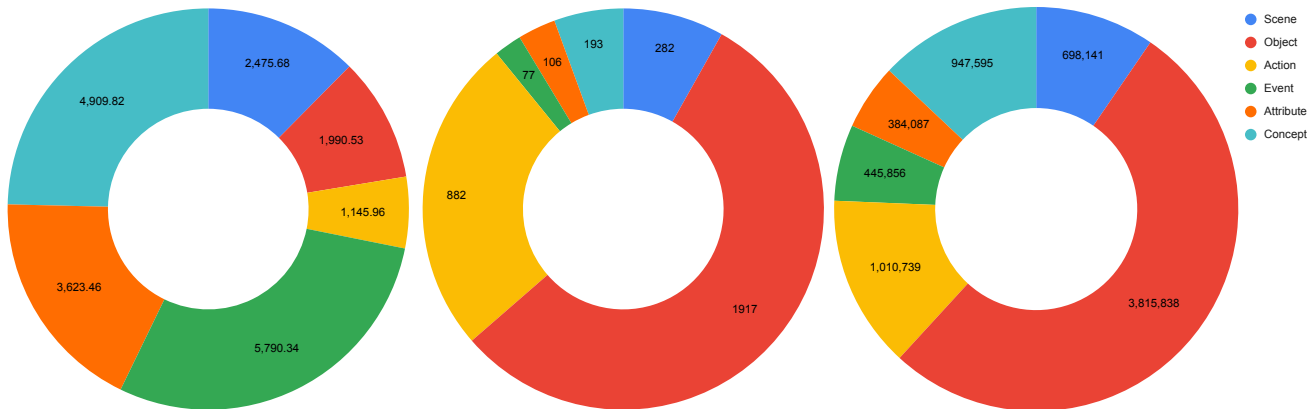


Figure 2: Left: Average number of samples per label in each of main category. Middle: Number of labels for each main category. Right: Number of samples per main category.

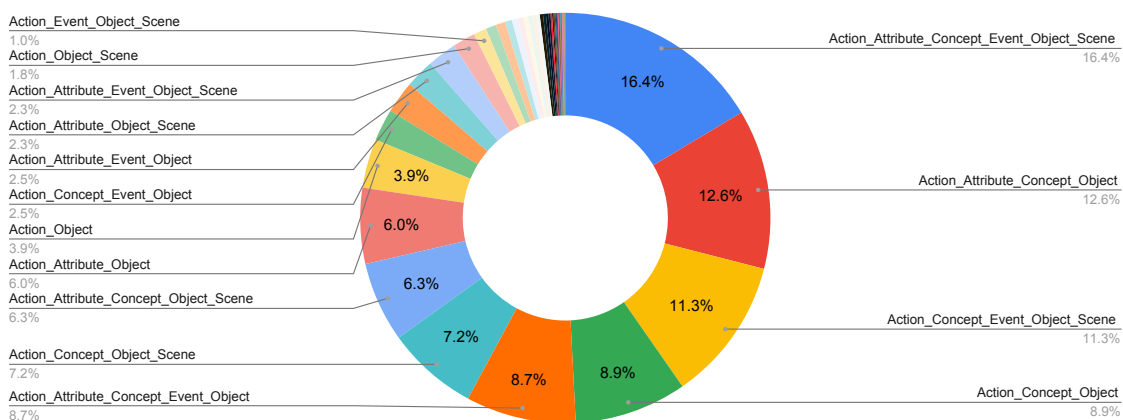


Figure 3: Coverage of different subsets of the 6 main semantic categories in videos. 16.4% of the videos have annotations of all categories.

produced, such as ActivityNet [5] and Kinetics [25]. ActivityNet contains 849 hours of videos, including 28,000 action instances. Kinetics-600 contains 500k videos spanning 600 human action classes with more than 400 examples for each class. The current experimental strategy is to first pre-train models on these large-scale video datasets [5, 24, 25] from scratch and then fine-tune them on small-scale datasets [27, 42] to analyze their transfer behavior. Recently, a few other action datasets have been introduced with more samples, temporal duration and the diversity of category taxonomy, they are HACS [56], AVA [21], Charades [40] and Something-Something [20]. Sports-1M [24] and YouTube-8M [3] are the video datasets with million-scale samples. They consist quite longer videos rather than the other datasets and their annotations are provided in video-level and not temporally stamped. YouTube-8M labels are machine-generated without any human verification in the loop and Sports-1M is just focused on sport activities.

A similar spirit of HVU is observed in SOA dataset [34]. SOA aims to recognize visual concepts, such as scenes, objects and actions. In contrast, HVU has several orders of

magnitude more semantic labels(6 times larger than SOA) and not just limited to scenes, objects, actions only, but also including events, attributes, and concepts. Our HVU dataset can help the computer vision community and bring more attention to holistic video understanding as a comprehensive, multi-faceted problem. Noticeably, the SOA paper was published in 2018, however the dataset is not released while our dataset is ready to become publicly available.

Motivated by efforts in large-scale benchmarks for object recognition in static images, i.e. the Large Scale Visual Recognition Challenge (ILSVRC) to learn a generic feature representation is now a back-bone to support several related vision tasks. We are driven by the same spirit towards learning a generic feature representation at the video level for holistic video understanding.

3. HVU Dataset

The HVU dataset is organized hierarchically in a semantic taxonomy of holistic video understanding. Almost all real-wold conditioned video datasets are targeting human action recognition. However, a video is not only about an action which provides a human-centric description of the

Task Category	Scene	Object	Action	Event	Attribute	Concept	Total
#Labels	282	1917	882	77	106	193	3457
#Annotations	733,332	3,717,455	1,005,954	450,776	380,921	904,514	7,192,952
#Videos	242,908	469,141	454,592	224,940	285,811	371,438	475,797

Table 2: Statistics of the HVU training set for different categories. The category with the highest number of labels and annotations is the object category.

Dataset	Scene	Object	Action	Event	Attribute	Concept	#Videos	Year
HMDB51 [27]	-	-	51	-	-	-	7K	'11
UCF101 [42]	-	-	101	-	-	-	13K	'12
ActivityNet [5]	-	-	200	-	-	-	20K	'15
AVA [21]	-	-	80	-	-	-	57.6K	'18
Something-Something [20]	-	-	174	-	-	-	108K	'17
HACS [56]	-	-	200	-	-	-	140K	'19
Kinetics [25]	-	-	600	-	-	-	500K	'17
SOA [34]	49	356	148	-	-	-	562K	'18
HVU (Ours)	282	1917	882	77	106	193	572	'19

Table 3: Comparison of the HVU dataset with other publicly available video recognition datasets in terms of #labels per category. Note that SOA is not publicly available.

video. By focusing on human-centric descriptions, we ignore the information about scene, objects, events and also attributes of the scenes or objects available in the video. While SOA [34] has categories of scenes, objects, and actions, to our knowledge it is not publicly available. Furthermore, HVU has more categories as it is shown in Table 3. One of the important research questions which is not addressed well in recent works on action recognition, is leveraging the other contextual information in a video. The HVU dataset makes it possible to assess the effect of learning and knowledge transfer among different tasks, such as enabling transfer learning of object recognition in videos to action recognition and vice-versa. In summary, HVU can help the vision community and bring more interesting solutions to holistic video understanding. Our dataset focuses on the recognition of scenes, objects, actions, attributes, events, and concepts in user generated videos.

3.1. HVU Statistics

HVU consists of **572k** videos. The number of samples for train, validation, and test splits are reported in Table 1. The dataset consists of trimmed videos clips. In practice, the duration of the videos are different with a maximum of 10 seconds length. HVU has 6 main categories: scene, object, action, event, attribute, and concept. In total, there are 3457 labels with approx. 9M annotations for the training, validation and test set. On average, there are ~ 2112 annotations per label. We depict the distribution of categories with respect to number of annotations, labels, and annotations per label in Fig. 2. We can observe that the object category has the highest quota of labels and annotations, which is due to the abundance of objects in video. Despite having

the highest quota of the labels and annotations, the object category does not have the highest annotations per label ratio. However, the average number of ~ 2112 annotations per label is a reasonable amount of training data for each label. The scene category does not have a large amount of labels and annotations which is due to two reasons: the trimmed videos of the dataset and the short duration of the videos. This distribution is somewhat the same for the action category. The dataset statistics for each category are shown in Table 2 for the training set.

3.2. Collection and Annotation

Building a large-scale video understanding dataset is a time-consuming task. In practice, there are two main tasks which are usually most time consuming for creating a large-scale video dataset: (a) data collection and (b) data annotation. Recent popular datasets, such as ActivityNet, Kinetics, and YouTube-8M are collected from Internet sources like YouTube. For the annotation of these datasets, usually a semi-automatic crowdsourcing strategy is used, in which a human manually verifies the crawled videos from the web. We adopt a similar strategy with difference in the technical approach to reduce the cost of data collection and annotation. Since, we are interested in the user generated videos, thanks to the taxonomy diversity of YouTube-8M [3], Kinetics-600 [25] and HACS [56], we use these datasets as main source of the HVU. Note that, all of the aforementioned datasets are action recognition datasets.

Manually annotating a large number of videos with multiple semantic categories (i.e thousands of concepts and tags) has two major shortcomings, (a) manual annotations are error-prone because a human cannot be attentive to ev-



Figure 4: Different labels tend to co-occur semantically in HVU. Here, we visualize t-SNE [29] relationship based on label co-occurrence, without using video content.

ery detail occurring in the video that leads to mislabeling and are difficult to eradicate; (b) large scale video annotation in specific is very time consuming task due to the amount and temporal duration of the videos. To overcome these issues, we employ a two-stage framework for the HVU annotation. In the first stage, we utilize the Google Vision AI [1] and Sensifai Video Tagging API [2] to get rough annotations of the videos. The APIs predict 30 tags per video. We keep the probability threshold of the APIs relative low ($\sim 30\%$) as a guarantee to avoid false rejects of tags in the video. In the second stage, we apply human verification to remove any possible mislabeled noisy tags and also add possible missing tags missed by the APIs from some recommended tags of similar videos.

In specific for the HVU human verification task, we employed three different teams (Team-A, Team-B and Team-C) of 55 human annotators. Team-A works on the taxonomy of the dataset. This team builds the taxonomy based on the visual meaning and definition of the tags obtained from APIs prediction. Team-B and Team-C are the verification teams and perform three tasks. They (a) verify the tags of videos by watching each video and flag false tags; (b) review the tags by watching the videos of each tag and flag the wrong videos; and (c) add tags from our ontology to the videos if some tags are missing. To make sure both Team-B and Team-C have a clear understanding of the tags and the corresponding videos, we ask them to use the provided tags definition from Team-A. For the aforementioned three tasks, Team-B goes through all the videos and provide the first round of clean annotations. Followed by this, Team-C reviews the annotations from Team-B to guarantee an accurate and cleaner version of annotations. The verification process takes ~ 100 seconds on average per video clip for a trained worker. By incorporating the machine generated tags and verification by human annotator, the HVU dataset covers a diverse set of tags with clean annotations. Using machine generated tags in the first step helps us to cover

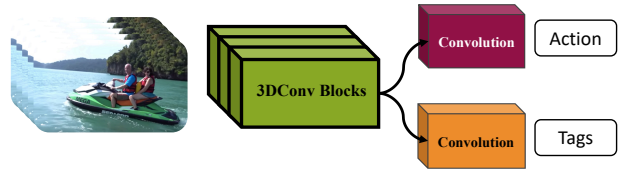


Figure 5: Multi-task neural network configuration, applied on the HVU dataset.

larger number of tags than a human can remember and label it in a reasonable time.

To make sure that we have a balanced distribution of samples per tag, we consider a minimum number of 50 samples. Figure 4 shows the t-SNE [29] visualization of semantically related categories that co-occur in the HVU.

3.3. Taxonomy

Based on the predicted tags from the Google and the Sensifai APIs, we found that the number of obtained tags is approximately $\sim 10K$ before cleaning. The services can recognize videos with tags spanning over categories of scenes, objects, events, attributes, concepts, logos, emotions, and actions. As mentioned earlier, we remove tags with imbalanced distribution and finally, refine the tags to get the final taxonomy by using the WordNet [30] ontology. The refinement and pruning process aims to preserve the true distribution of labels. Finally, we ask the human annotators to classify the tags into 6 main semantic categories, which are scenes, objects, actions, events, attributes and concepts.

In fact, each video may be assigned to multiple semantic categories. About 100K of the videos have all of the semantic categories. In comparison to SOA, almost half of HVU videos have labels for scene, object and action together. Figure 3 shows the percentage of the different subsets of the main categories.

4. Holistic Appearance and Temporal Network

We first briefly discuss state-of-the-art 3D ConvNets for video classification and then propose our new proposed ‘‘Holistic Appearance and Temporal Network’’ (HATNet) for multi-task and multi-label video classification.

4.1. 3D-ConvNets Baselines

3D ConvNets are designed to handle temporal cues available in video clips and are shown to be efficient performance-wise for video classification. 3D ConvNets exploit both spatial and temporal information in one pipeline. In this work, we chose 3D-ResNet [46] and STC-net [8] as our 3D CNNs baseline which have competitive results on Kinetics and UCF101. To measure the performance on the multi-label HVU dataset, we use mean average precision (mAP) over all labels. We also report the performance on the category of actions and other categories

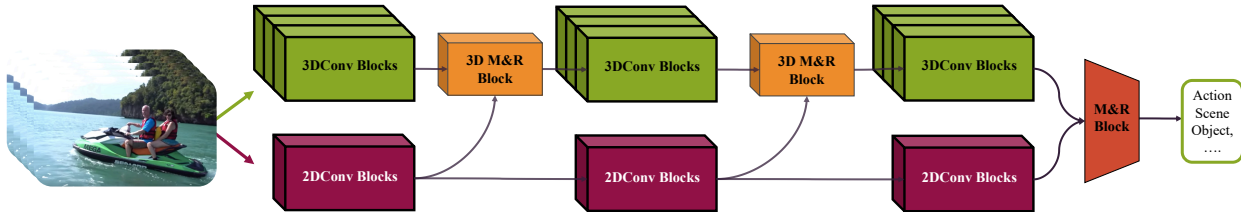


Figure 6: HATNet: A new 2D/3D deep neural network with 2DConv, 3DConv blocks and merge and reduction (M&R) block to fuse 2D and 3D feature maps in intermediate stages of the network. HATNet combines the appearance and temporal cues with the overall goal to compress them into a more compact representation.

(objects, scenes, events, attributes, and concepts) separately. The comparison between all of the methods can be found in Table 4. These networks are trained with binary cross entropy loss.

4.2. Multi-Task Learning 3D-ConvNets

Another approach which is studied in this work to tackle the HVU dataset is to have the problem solved with multi-task learning or a joint training method. As we know the HVU dataset consists of high-level categories like objects, scenes, events, attributes, and concepts, so each of these categories can be dealt like separate tasks. In our experiments, we have defined two tasks, (a) action classification and (b) multi-label classification. So our multi-task learning network is trained with two objective functions, that is with single label action classification and multi-label classification for objects, scenes, etc. The basic network is an STCnet[8] which has two separate Conv layers for the end for each of the tasks (see Figure 5). In this experiment, we use ResNet18 as the backbone network for STCnet. The total loss for training is given by:

$$\mathcal{L}_{total} = \mathcal{L}_{Action} + \mathcal{L}_{Tagging} \quad (1)$$

For the tagging branch we use the binary cross entropy loss since it is a multi-label classification and softmax loss for the action recognition branch as it is a single label classification.

4.3. 2D/3D HATNet

Our ‘‘Holistic Appearance and Temporal Network’’ (HATNet) is a spatio-temporal neural network, which extracts temporal and appearance information in a novel way to maximize engagement of the two sources of information and also the efficiency of video recognition. The motivation of proposing this method is deeply rooted in a need of handling different levels of concepts in holistic video recognition. Since we are dealing with still objects, dynamic scenes, different attributes and also different human activities, we need a deep neural network that is able to focus on different levels of semantic information. We propose a flexible method to use a 2D pre-trained model on a large image dataset like ImageNet and a 3D

pre-trained model on video datasets like Kinetics to fasten the process of training but the model can be trained from scratch as it is shown in our experiments as well. The proposed HATNet is capable of learning a hierarchy of spatio-temporal feature representation using appearance and temporal neural modules.

Appearance Neural Module. In HATNet design, we use 2D ConvNets with 2D Convolutional (2DConv) blocks to extract static cues of individual frames in a video-clip. Since we aim to recognize objects, scenes and attributes alongside of actions, it is necessary to have this module in the network which can handle these concepts better. Specifically, we use 2DConv to capture the spatial structure in the frame.

Temporal Neural Module. In HATNet architecture, the 3D Convolutions (3DConv) module handles temporal cues dealing with interaction in a batch of frames. 3DConv aims to capture the relative temporal information between frames. It is crucial to have 3D convolutions in the network to learn relational motion cues for efficiently understanding dynamic scenes and human activities. We use ResNet18/50 for both the 3D and 2D modules, so that they have the same spatial kernel sizes, and thus we can combine the output of the appearance and temporal branches at any intermediate stage of the network.

Figure 6 shows how we combine the 2DConv and 3DConv branches and use merge and reduction blocks to fuse feature maps at the intermediate stages of HATNet. Intuitively, combining the appearance and temporal features are complementary for video understanding and this fusion step aims to compress them into a more compact and robust representation. In the experiment section, we discuss in more detail about the HATNet design and how we apply merge and reduction modules between 2D and 3D neural modules. Supported by our extensive experiments, we show that HATNet complements the holistic video recognition, including understanding the dynamic and static aspects of a scene and also human action recognition. In our experiments, we have also performed tests on HATNet based multi-task learning similar to 3D-ConvNets based multi-task learning discussed in Section 4.2. HATNet has some similarity to the SlowFast [13] network but there are ma-

Model	Scene	Object	Action	Event	Attribute	Concept	HVU Overall %
3D-ResNet	50.1	27.9	46.7	35.7	29.2	23.2	35.4
3D-STCNet	51.4	29.2	48.7	36.5	30	23.5	36.5
HATNet	55.2	33.1	50.1	39.2	33.8	26.5	39.6

Table 4: MAP (%) performance of different architecture on the HVU dataset. The backbone ConvNet for all models is ResNet18.

Model	Action	Tags
3D-ResNet (Standard)	46.7	33.1
3D-STCNet (Standard)	48.7	34
HATNet (Standard)	50.1	37.5
3D-ResNet (Multi-Task)	47.5	34.4
3D-STCNet (Multi-Task)	49.9	35.2
HATNet (Multi-Task)	51.8	39.3

Table 5: Multi-task learning performance(mAP (%)) comparison of 3D-ResNet18 and HATNet, when trained on HVU: Actions and Tags (Object, Scene, etc) categories independently. The backbone ConvNet for all models is ResNet18.

major differences. SlowFast uses two 3D-CNN networks for a slow and a fast branch. HATNet has one 3D-CNN branch to handle motion and dynamic information and one 2D-CNN to handle static information and appearance. HATNet also has skip connections with M&R blocks between 3D and 2D convolutional blocks to exploit more information.

2D/3D HATNet Design. The HATNet includes two branches: first is the 3D-Conv blocks with merging and reduction block and second branch is 2D-Conv blocks. After each 2D/3D blocks, we merge the feature maps from each block and perform a channel reduction, which is done by applying a $1 \times 1 \times 1$ convolution. Given the feature maps of the first block of both 2DConv and 3DConv, that have 64 channels each. We first concatenate these maps, resulting in 128 channels, and then apply $1 \times 1 \times 1$ convolution with 64 kernels for channel reduction, resulting in an output with 64 channels. The merging and reduction is done in the 3D and 2D branches, and continues independently until the last merging with two branches.

We employ 3D-ResNet and STCnet [8] with ResNet18/50 as the HATNet backbone in our experiments. The STCnet is a model of 3D networks with spatio-temporal channel correlation modules which improves 3D networks performance significantly. We also had to make a small change to the 2D branch and remove pooling layers right after the first 2D Conv to maintain a similar feature map size between the 2D and 3D branches since we use 112×112 as input resolution size.

5. Experiments

In this section, we explain the implementation details for our experiments, and then show the performance of each mentioned method on multi-label video recognition on the

Pre-Training Dataset	UCF101	HMDB51	Kinetics
From Scratch	65.2	33.4	65.6
Kinetics	89.8	62.1	-
HVU	90.4	65.1	67.6

Table 6: Performance((mAP (%)) comparison of HVU and Kinetics datasets for transfer learning generalization ability when evaluated on different action recognition dataset. The trained model for all of the datasets is 3D-ResNet18.

HVU dataset. We also compare the transfer learning ability between the large scale datasets HVU and Kinetics. Finally we talk about the results of our method and the state-of-the-art methods on three challenging human action and activities datasets. For all our experiments and comparison, we use RGB frames as input to the ConvNet models. For our proposed methods, we either use 16 or 32 frame long video clips as single input to the models for training. We use PyTorch framework for implementation and all the networks are trained on a machine with 8 V100 NVIDIA GPUs.

5.1. HVU Results

In Table 4, we report the overall performance of different simpler or multi-task learning baselines and HATNet on the HVU validation set. The reported performance is mean average precision on all of the labels/tags. HATNet that exploits both appearance and temporal information in the same pipeline achieves the best performance, since recognizing objects, scenes and attributes need an appearance module which other baselines do not have. With HATNet, we show that combining the 3D (temporal) and 2D (appearance) convolutional blocks can learn a more robust reasoning ability.

5.2. Multi-Task Learning on HVU

Since the HVU dataset is a multi-task classification dataset, it is interesting to compare the performance of different deep neural networks in the multi-task learning paradigm as well. For this, we have used the same architecture as in the previous experiment, but with different last layer of convolutions to observe multi-task learning performance, see Figure 5. We have targeted two tasks: action classification and tagging (object, scene, attributes, events and concepts). In Table 5, we have compared standard training without multi-task learning heads versus multi-task learning networks.

The multi-task learning methods achieve higher perfor-

Method	Pre-Trained Dataset	CNN Backbone	UCF101	HMDB51	Kinetics
Two Stream (spatial stream) [41]	Imagenet	VGG-M	73	40.5	-
Conv+LSTM [12]	Imagenet	AlexNet	68.2	-	-
RGB-I3D [6]	Imagenet	Inception v1	84.5	49.8	-
TSN [52]	Imagenet	Inception v2	86.4	53.7	-
C3D [45]	Sport1M	VGG11	82.3	51.6	-
TSN [52]	Imagenet,Kinetics	Inception v3	93.2	-	72.5
RGB-I3D [6]	Imagenet,Kinetics	Inception v1	95.6	74.8	72.1
RGB-I3D [6]	Kinetics	Inception v1	95.6	74.8	71.6
3D ResNext 101 (16 frames) [22]	Kinetics	ResNext101	90.7	63.8	65.1
STC-ResNext 101 (16 frames) [8]	Kinetics	ResNext101	92.3	65.4	66.2
STC-ResNext 101 (64 frames) [8]	Kinetics	ResNext101	96.5	74.9	68.7
C3D [50]	Kinetics	ResNet18	89.8	62.1	65.6
ARTNet [50]	Kinetics	ResNet18	93.5	67.6	69.2
R(2+1)D [48]	Kinetics	ResNet50	96.8	74.5	72
ir-CSN-101 [47]	Kinetics	ResNet101	-	-	76.7
DynamoNet [11]	Kinetics	ResNet101	-	-	76.8
SlowFast 4×16 [13]	Kinetics	ResNet50	-	-	75.6
SlowFast 16×8* [13]	Kinetics	ResNet101	-	-	79.8*
HATNet (32 frames)	Kinetics	ResNet50	96.8	74.8	77.2
3D-ResNet18 (16 frames)	HVU	ResNet18	90.4	65.1	67.6
3D-ResNet18 (32 frames)	HVU	ResNet18	90.9	66.6	68.1
HATNet (32 frames)	HVU	ResNet18	96.9	74.5	74.2
HATNet (16 frames)	HVU	ResNet50	96.5	73.4	74.6
HATNet (32 frames)	HVU	ResNet50	97.8	76.5	77.6

Table 7: State-of-the-art performance comparison on UCF101, HMDB51 test sets and Kinetics validation set. The results on UCF101 and HMDB51 are average mAP over three splits, and for Kinetics-400 is Top-1 mAP on validation set. For a fair comparison, here we report the performance of methods which utilize only RGB frames as input. *SlowFast uses multiple branches of 3D-ResNet with bigger backbones.

mance on individual tasks as expected, in comparison to standard networks learning for all categories as a single task. Therefore this initial result on a real-world multi-task video dataset motivates the investigation of more efficient multi-task learning methods for video classification.

5.3. Transfer Learning: HVU vs Kinetics

Here, we study the ability of transfer learning with the HVU dataset. We compare the results of pre-training 3D-ResNet18 using Kinetics versus using HVU and then fine-tuning on UCF101, HMDB51 and Kinetics. Obviously, there is a large benefit from pre-training of deep 3D-ConvNets and then fine-tune it on smaller datasets (i.e. HVU, Kinetics \Rightarrow UCF101 and HMDB51). As it can be observed in Table 6, models pre-trained on our HVU dataset performed notably better than models pre-trained on the Kinetics dataset. Moreover, pre-training on HVU can improve the results on Kinetics also.

5.4. Comparison on UCF, HMDB, Kinetics

In Table 7, we compare the HATNet performance with the state-of-the-art methods on UCF101, HMDB51 and Kinetics. For our baselines and HATNet, we employ pre-training in two separate setups: one with HVU and another

with Kinetics, and then fine-tune on the target datasets. For UCF101 and HMDB51, we report the average accuracy over all three splits. We have used ResNet18/50 as backbone model for all of our networks with 16 and 32 input-frames. HATNet pre-trained on HVU with 32 frames input achieved superior performance on all three datasets with standard network backbones and without bells and whistles. Note that on Kinetics, HATNet even with ResNet18 as a backbone ConvNet performs almost comparable to SlowFast which is trained by dual 3D-ResNet50. In Table 7, SlowFast has better performance due to using dual 3D-Resnet101 in its architecture, however HATNet with much smaller backbone has comparable results.

6. Conclusion

This work presents the ‘‘Holistic Video Understanding Dataset’’ (HVU), a large-scale multi-task, multi-label video benchmark dataset with comprehensive tasks and annotations. It contains 572k videos in total with 9M annotations, which is richly labeled over 3457 labels encompassing scenes, objects, actions, events, attributes and concepts categorization. We believe that the HVU dataset as an important source to learn generic video representations which will enable many real-world applications. Furthermore, we

present a novel network architecture, HATNet, that combines 2D and 3D ConvNets in order to learn a robust spatio-temporal feature representation via multi-task and multi-label learning in an end-to-end manner. We believe that our work will inspire new research ideas for holistic video understanding. For the future plan, we are going to expand the dataset to 1 million videos with similar rich semantic labels and also provide annotations for other important tasks like activity and object detection and video captioning.

Acknowledgements: This work was supported by DBOF PhD scholarship & GC4 Flemish AI project, and KIT:DFG-PLUMCOT project. Mohsen Fayyaz and Juergen Gall have been financially supported by the DFG project GA 1927/4-1 (Research Unit FOR 2535) and the ERC Starting Grant ARCA (677650). We also would like to thank Sensifai for giving us access to the Video Tagging API for dataset preparation.

References

- [1] Google vision ai api. cloud.google.com/vision. 5
- [2] Sensifai video tagging api. www.sensifai.com. 5
- [3] Sami Abu-El-Haija, Nisarg Kothari, Joonseok Lee, Paul Natsev, George Toderici, Balakrishnan Varadarajan, and Sudheendra Vijayanarasimhan. Youtube-8m: A large-scale video classification benchmark. *arXiv:1609.08675*, 2016. 3, 4
- [4] Mykhaylo Andriluka, Leonid Pishchulin, Peter Gehler, and Bernt Schiele. 2d human pose estimation: New benchmark and state of the art analysis. In *CVPR*, 2014. 2
- [5] Fabian Caba Heilbron, Victor Escorcia, Bernard Ghanem, and Juan Carlos Niebles. Activitynet: A large-scale video benchmark for human activity understanding. In *CVPR*, 2015. 2, 3, 4
- [6] Joao Carreira and Andrew Zisserman. Quo vadis, action recognition? a new model and the kinetics dataset. In *CVPR*, 2017. 2, 8
- [7] Navneet Dalal, Bill Triggs, and Cordelia Schmid. Human detection using oriented histograms of flow and appearance. In *ECCV*, 2006. 2
- [8] Ali Diba, Mohsen Fayyaz, Vivek Sharma, M Mahdi Arzani, Rahman Yousefzadeh, Juergen Gall, and Luc Van Gool. Spatio-temporal channel correlation networks for action classification. In *ECCV*, 2018. 2, 5, 6, 7, 8
- [9] Ali Diba, Mohsen Fayyaz, Vivek Sharma, A Hossein Karami, M Mahdi Arzani, Rahman Yousefzadeh, and Luc Van Gool. Temporal 3d convnets using temporal transition layer. In *CVPR Workshops*, 2018. 2
- [10] Ali Diba, Vivek Sharma, and Luc Van Gool. Deep temporal linear encoding networks. In *CVPR*, 2017. 2
- [11] Ali Diba, Vivek Sharma, Luc Van Gool, and Rainer Stiefelhagen. Dynamonet: Dynamic action and motion network. In *ICCV*, 2019. 2, 8
- [12] Jeffrey Donahue, Lisa Anne Hendricks, Sergio Guadarrama, Marcus Rohrbach, Subhashini Venugopalan, Kate Saenko, and Trevor Darrell. Long-term recurrent convolutional networks for visual recognition and description. In *CVPR*, 2015. 2, 8
- [13] Christoph Feichtenhofer, Haoqi Fan, Jitendra Malik, and Kaiming He. Slowfast networks for video recognition. *ICCV*, 2019. 6, 8
- [14] Christoph Feichtenhofer, Axel Pinz, and Andrew Zisserman. Convolutional two-stream network fusion for video action recognition. In *CVPR*, 2016. 2
- [15] Basura Fernando, Hakan Bilen, Efstratios Gavves, and Stephen Gould. Self-supervised video representation learning with odd-one-out networks. In *CVPR*, 2017. 2
- [16] Basura Fernando, Efstratios Gavves, Jose M Oramas, Amir Ghodrati, and Tinne Tuytelaars. Modeling video evolution for action recognition. In *CVPR*, 2015. 2
- [17] Adrien Gaidon, Zaid Harchaoui, and Cordelia Schmid. Temporal localization of actions with actoms. *PAMI*, 2013. 2
- [18] Rohit Girdhar, Deva Ramanan, Abhinav Gupta, Josef Sivic, and Bryan Russell. Actionvlad: Learning spatio-temporal aggregation for action classification. In *CVPR*, 2017. 2
- [19] Rohit Girdhar, Du Tran, Lorenzo Torresani, and Deva Ramanan. Distinit: Learning video representations without a single labeled video. In *ICCV*, 2019. 2
- [20] Raghav Goyal, Samira Ebrahimi Kahou, Vincent Michalski, Joanna Materzynska, Susanne Westphal, Heuna Kim, Valentin Haenel, Ingo Freund, Peter Yianilos, Moritz Mueller-Freitag, et al. The "something something" video database for learning and evaluating visual common sense. In *ICCV*, 2017. 3, 4
- [21] Chunhui Gu, Chen Sun, David A Ross, Carl Vondrick, Caroline Pantofaru, Yeqing Li, Sudheendra Vijayanarasimhan, George Toderici, Susanna Ricco, Rahul Sukthankar, Cordelia Schmid, and Jitendra Malik. Ava: A video dataset of spatio-temporally localized atomic visual actions. In *CVPR*, 2018. 2, 3, 4
- [22] Kensho Hara, Hirokatsu Kataoka, and Yutaka Satoh. Learning spatio-temporal features with 3d residual networks for action recognition. In *ICCV*, 2017. 8
- [23] Sergey Ioffe and Christian Szegedy. Batch normalization: Accelerating deep network training by reducing internal covariate shift. In *ICML*, 2015. 2
- [24] Andrej Karpathy, George Toderici, Sanketh Shetty, Thomas Leung, Rahul Sukthankar, and Li Fei-Fei. Large-scale video classification with convolutional neural networks. In *CVPR*, 2014. 2, 3
- [25] Will Kay, Joao Carreira, Karen Simonyan, Brian Zhang, Chloe Hillier, Sudheendra Vijayanarasimhan, Fabio Viola, Tim Green, Trevor Back, Paul Natsev, Mustafa Suleyman, and Andrew Zisserman. The kinetics human action video dataset. *arXiv:1705.06950*, 2017. 2, 3, 4
- [26] Alexander Klaser, Marcin Marszałek, and Cordelia Schmid. A spatio-temporal descriptor based on 3d-gradients. In *BMVC*, 2008. 2
- [27] Hilde Kuehne, Hueihan Jhuang, Rainer Stiefelhagen, and Thomas Serre. Hmdb51: A large video database for human motion recognition. In *High Performance Computing in Science and Engineering*. 2013. 2, 3, 4

- [28] Ivan Laptev, Marcin Marszalek, Cordelia Schmid, and Benjamin Rozenfeld. Learning realistic human actions from movies. In *CVPR*, 2008. 2
- [29] Laurens van der Maaten and Geoffrey Hinton. Visualizing data using t-sne. *JMLR*, 2008. 5
- [30] George A Miller. Wordnet: a lexical database for english. *Communications of the ACM*, 1995. 5
- [31] Ishan Misra, C Lawrence Zitnick, and Martial Hebert. Shuffle and learn: unsupervised learning using temporal order verification. In *ECCV*, 2016. 2
- [32] Joe Yue-Hei Ng, Jonghyun Choi, Jan Neumann, and Larry S Davis. Actionflownet: Learning motion representation for action recognition. In *WACV*, 2018. 2
- [33] Juan Carlos Nibbles, Chih-Wei Chen, and Li Fei-Fei. Modeling temporal structure of decomposable motion segments for activity classification. In *ECCV*, 2010. 2
- [34] Jamie Ray, Heng Wang, Du Tran, Yufei Wang, Matt Feiszli, Lorenzo Torresani, and Manohar Paluri. Scenes-objects-actions: A multi-task, multi-label video dataset. In *ECCV*, 2018. 2, 3, 4
- [35] Veith Roethlingshoefer, Vivek Sharma, and Rainer Stiefelhagen. Self-supervised face-grouping on graph. In *ACMMM*, 2019. 2
- [36] Christian Schuldt, Ivan Laptev, and Barbara Caputo. Recognizing human actions: a local svm approach. In *ICPR*, 2004. 2
- [37] Paul Scovanner, Saad Ali, and Mubarak Shah. A 3-dimensional sift descriptor and its application to action recognition. In *ACM MM*, 2007. 2
- [38] Vivek Sharma, Makarand Tapaswi, M Saquib Sarfraz, and Rainer Stiefelhagen. Self-supervised learning of face representations for video face clustering. In *International Conference on Automatic Face and Gesture Recognition.*, 2019. 2
- [39] Vivek Sharma, Makarand Tapaswi, M Saquib Sarfraz, and Rainer Stiefelhagen. Video face clustering with self-supervised representation learning. *IEEE Transactions on Biometrics, Behavior, and Identity Science*, 2019. 2
- [40] Gunnar A Sigurdsson, Gül Varol, Xiaolong Wang, Ali Farhadi, Ivan Laptev, and Abhinav Gupta. Hollywood in homes: Crowdsourcing data collection for activity understanding. In *ECCV*, 2016. 3
- [41] Karen Simonyan and Andrew Zisserman. Two-stream convolutional networks for action recognition in videos. In *NIPS*, 2014. 2, 8
- [42] Khurram Soomro, Amir Roshan Zamir, and Mubarak Shah. Ucf101: A dataset of 101 human actions classes from videos in the wild. *arXiv:1212.0402*, 2012. 2, 3, 4
- [43] Lin Sun, Kui Jia, Dit-Yan Yeung, and Bertram E Shi. Human action recognition using factorized spatio-temporal convolutional networks. In *ICCV*, 2015. 2
- [44] Peng Tang, Xinggang Wang, Baoguang Shi, Xiang Bai, Wenyu Liu, and Zhuowen Tu. Deep fishernet for object classification. *arXiv:1608.00182*, 2016. 2
- [45] Du Tran, Lubomir Bourdev, Rob Fergus, Lorenzo Torresani, and Manohar Paluri. Learning spatiotemporal features with 3d convolutional networks. In *ICCV*, 2015. 2, 8
- [46] Du Tran, Jamie Ray, Zheng Shou, Shih-Fu Chang, and Manohar Paluri. Convnet architecture search for spatiotemporal feature learning. *arXiv:1708.05038*, 2017. 2, 5
- [47] Du Tran, Heng Wang, Lorenzo Torresani, and Matt Feiszli. Video classification with channel-separated convolutional networks. *ICCV*, 2019. 8
- [48] Du Tran, Heng Wang, Lorenzo Torresani, Jamie Ray, Yann LeCun, and Manohar Paluri. A closer look at spatiotemporal convolutions for action recognition. In *CVPR*, 2018. 2, 8
- [49] Heng Wang and Cordelia Schmid. Action recognition with improved trajectories. In *ICCV*, 2013. 2
- [50] Limin Wang, Wei Li, Wen Li, and Luc Van Gool. Appearance-and-relation networks for video classification. In *CVPR*, 2018. 8
- [51] Limin Wang, Yu Qiao, and Xiaoou Tang. Video action detection with relational dynamic-poselets. In *ECCV*, 2014. 2
- [52] Limin Wang, Yuanjun Xiong, Zhe Wang, Yu Qiao, Dahua Lin, Xiaoou Tang, and Luc Van Gool. Temporal segment networks: towards good practices for deep action recognition. In *ECCV*, 2016. 2, 8
- [53] Donglai Wei, Joseph Lim, Andrew Zisserman, and William T Freeman. Learning and using the arrow of time. In *CVPR*, 2018. 2
- [54] Geert Willems, Tinne Tuytelaars, and Luc Van Gool. An efficient dense and scale-invariant spatio-temporal interest point detector. In *ECCV*, 2008. 2
- [55] Joe Yue-Hei Ng, Matthew Hausknecht, Sudheendra Vijayanarasimhan, Oriol Vinyals, Rajat Monga, and George Toderici. Beyond short snippets: Deep networks for video classification. In *CVPR*, 2015. 2
- [56] Hang Zhao, Zhicheng Yan, Lorenzo Torresani, and Antonio Torralba. Hacs: Human action clips and segments dataset for recognition and temporal localization. *arXiv:1712.09374*, 2019. 2, 3, 4