

TOPOLOGICAL COMPLETELY POSITIVE ENTROPY IS NO SIMPLER IN \mathbb{Z}^2 -SFTS

LINDA BROWN WESTRICK

ABSTRACT. We construct \mathbb{Z}^2 -SFTs at every computable level of the hierarchy of topological completely positive entropy (TCPE), answering Barbieri and García-Ramos, who asked if there was one at level 3. Furthermore, we show the property of TCPE in \mathbb{Z}^2 -SFTs is coanalytic complete. Thus there is no simpler description of TCPE in \mathbb{Z}^2 -SFTs than in the general case.

1. INTRODUCTION

Despite their similar definitions, the shifts of finite type (SFTs) over \mathbb{Z} and the SFTs over \mathbb{Z}^2 often display very different properties. For example, there is an algorithm to determine whether a \mathbb{Z} -SFT is empty, but the corresponding problem for \mathbb{Z}^2 -SFTs is undecidable [2]. Similarly, the possible entropies achievable by a \mathbb{Z} -SFT have an algebraic characterization (see e.g. [11, Chapter 4]), but for a \mathbb{Z}^2 -SFT, the possible entropies are exactly the non-negative numbers obtainable as the limit of *computable* decreasing sequences of rationals [9]. The appearance of computation in both cases is explained in part by the original insight of Wang [17] that an arbitrary Turing computation can be forced to appear in any symbolic tiling of the plane that obeys a precisely crafted finite set of local restrictions.

The above-mentioned paper of Hochman and Meyerovitch contributed the idea that superimposing these computations on an existing SFT allows the computations to “read” what is written on the existing configurations, and eliminate any configurations which the algorithm deems unsatisfactory. The effect is to forbid more (even infinitely many) patterns from the original SFT, at the cost of covering it with computation graffiti. It is not well-understood which classes of additional patterns can be forbidden in this way; Durand, Levin and Shen [5] have found complexity-related restrictions. Also, the computation infrastructure has the potential to modify more properties of the original SFT beyond forbidding words. For example, in [9], since they wanted to control entropy, they needed the computation to contribute zero entropy to the SFT. Thus while \mathbb{Z}^2 -SFTs can demonstrate universal behavior in some cases, it is not at all obvious when they will do so.

In a recent series of papers, Pavlov [12, 13] and Barbieri and García-Ramos [1] explored the property of topological completely positive entropy (TCPE) in \mathbb{Z}^d -SFTs. Defined by Blanchard [3] as a topological analog of the K -property for measurable dynamical systems, TCPE seems rather poorly behaved compared to the K -property. However, Pavlov was able to give a simple characterization of TCPE for \mathbb{Z} -SFTs. The question then remained: will there also be a simple characterization for \mathbb{Z}^d -SFTs? In this paper we give a negative answer; TCPE is just as complex in \mathbb{Z}^2 -SFTs as it is in general topological dynamical systems.

The author was supported by Groves.

By definition, a topological dynamical system has TCPE if all of its nontrivial topological factors have positive entropy. Although we have not formally introduced these terms, it should be clear that this definition involves a quantification over infinite objects (the nontrivial topological factors). Contrast this with, for example, the definition of a Cauchy sequence of real numbers: (x_n) is Cauchy if for every rational $\varepsilon > 0$ there is a natural number N such that etc. Here all the quantifications involve finite objects. A property that can be expressed using only quantifications over finite objects is called *arithmetic* and such properties are typically easier to work with than properties which require a quantification over infinite objects in their definition.

Roughly speaking (see the Preliminaries for precise definitions), a property is coanalytic, or Π_1^1 , if it can be expressed using a single universal quantification over infinite objects¹ and any amount of quantification over finite objects. A property is Π_1^1 -complete if it is universal among Π_1^1 -properties. If a property is Π_1^1 -complete, it has no arithmetic equivalent description.

In [12] and [13], Pavlov introduced two arithmetic properties that a \mathbb{Z}^d -SFT X could have. One of them, ZTCPE, he showed was strictly weaker than TCPE. The other property implied TCPE, and he asked if it provided a characterization. This question was answered in the negative by Barbieri and García-Ramos [1], who constructed an explicit counterexample with $d = 3$. We generalize both of these results by showing that there is no arithmetic property that characterizes TCPE in the \mathbb{Z}^2 -SFTs.

Theorem 1. *The property of TCPE is Π_1^1 -complete in the set of \mathbb{Z}^2 -SFTs.*

In the course of proving their result, Barbieri and García-Ramos defined an ω_1 -length hierarchy within TCPE which stratified TCPE into subclasses. Their explicit counterexample was a \mathbb{Z}^3 -SFT at level 3 of this hierarchy, and asked whether there could be a \mathbb{Z}^2 -SFT at level 3. We answer this question in a quite general way. Standard methods of effective descriptive set theory imply that the TCPE rank of any \mathbb{Z}^2 -SFT must be a *computable ordinal*, that is, a countable ordinal α for which there is a computable linear ordering $R \subseteq \omega \times \omega$ whose order type is α . We show that this is the only restriction. Below, ω_1^{ck} denotes the supremum of the computable ordinals.

Theorem 2. *For any ordinal $\alpha < \omega_1^{ck}$, there is a \mathbb{Z}^2 -SFT with TCPE rank α .*

In fact, these two main theorems are closely related; a Π_1^1 set can always be decomposed into an ordinal hierarchy of simpler subclasses. Such hierarchy is called a Π_1^1 rank and a standard reference on the topic is [10]. Frequently, when all subclasses are populated, the same methods used to populate the hierarchy yield a proof of Π_1^1 -completeness. That has happened in this case.

Silvere Gangloff has kindly let us know of his progress on this problem: he has independently constructed \mathbb{Z}^2 -SFTs of rank α for each $\alpha < \omega^2$ by a different method [8]. We have also learned Ville Salo has recently constructed \mathbb{Z} -subshifts of all TCPE ranks [16], and conjectured our Theorem 2. The author would also like to thank Sebastián Barbieri for interesting discussions on this topic.

¹technically, quantification over elements of a Polish space

2. PRELIMINARIES

2.1. Subshifts and TCPE. Let Δ denote a finite alphabet. A \mathbb{Z}^d -subshift is a subset of $\Delta^{\mathbb{Z}^d}$ that is topologically closed (in the product topology, where Δ has the discrete topology) and closed under the d -many shift operations and their inverses. An element of Δ^S is also called a *configuration*. A *pattern* is an element of Δ^S where $S \subseteq \mathbb{Z}^d$ is a finite subset. A pattern w *appears in* a configuration x if there is some $g \in \mathbb{Z}^d$ such that $w = x \upharpoonright g^{-1}(S)$. A pair of patterns w and v *coexist* in x if they both appear in x . If $g \in \mathbb{Z}^d$, and w is a pattern or x a configuration, let gw and gx denote the corresponding shifted versions of w and x , that is, $gx(h) = x(g^{-1}h)$ and $gw(h) = w(g^{-1}h)$.

A subshift $X \subseteq \Delta^{\mathbb{Z}^d}$ is completely characterized by the set of patterns which do not appear in any configuration of X . Conversely, for any set F of patterns, the set

$$W_F := \{x \in \Delta^{\mathbb{Z}^d} : \text{for all } w \in F, w \text{ does not appear in } x\}$$

is a subshift. A subshift X is called a *shift of finite type* if $X = W_F$ for some finite set F of forbidden patterns.

More generally, a \mathbb{Z}^d -topological dynamical system (TDS) is a pair (X, T) where X is compact separable metric space and T is an action of \mathbb{Z}^d on X by homeomorphisms. A \mathbb{Z}^d -subshift is a special case of this. If (X, T) and (Y, S) are two \mathbb{Z}^d -TDS, we say that (Y, S) is a *factor* of (X, T) if there is a continuous onto function $f : X \rightarrow Y$ such that $Sf = fT$. A *sofic* \mathbb{Z}^d -subshift is a \mathbb{Z}^d -subshift which is a factor of a \mathbb{Z}^d -SFT.

A TDS has *topological completely positive entropy* if all of its nontrivial factors have positive entropy. The unavoidable trivial factor is one where Y consists of a single element only.

For the purposes of this paper, we work almost entirely with an equivalent characterization of TCPE due to Blanchard [4]. This characterization makes use of Blanchard's local entropy theory and so a few definitions will be required.

If \mathcal{U} is an open cover of a subshift X , let \mathcal{U}_n denote the open cover of X which is the common refinement of the shifted covers $g^{-1}\mathcal{U}$ for $g \in [0, n)^d$,

$$\mathcal{U}_n = \bigvee_{g \in [0, n)^d} g^{-1}\mathcal{U}.$$

Let $\mathcal{N}(\mathcal{U}_n)$ denote the smallest cardinality of a subcover of \mathcal{U}_n . Then $\log \mathcal{N}(\mathcal{U}_n)$ can be thought of as the minimum number of bits needed to communicate, for each $x \in X$ and $g \in [0, n)^d$, an element of \mathcal{U} containing $g^{-1}x$. The *topological entropy* of X relative to \mathcal{U} is

$$h(X, \mathcal{U}) = \lim_{n \rightarrow \infty} \frac{\log \mathcal{N}(\mathcal{U}_n)}{n^d}$$

A pair of elements $x, y \in X$ are an *entropy pair* if $h(X, \{K_x^c, K_y^c\}) > 0$ for every disjoint pair of closed sets K_x, K_y containing x and y respectively, where K^c denotes the complement of K . Blanchard [4] proved the following theorem for \mathbb{Z} -topological dynamical systems. (It also holds in the more general context of a G -topological dynamical system, where G is a countable amenable group, but we do not need the more abstract formulation; a reference is [?].) Here is the version we need.

Theorem 3 (Blanchard). *A subshift X has topological completely positive entropy if and only if the smallest closed equivalence relation on X containing the entropy pairs is all of X^2 .*

A useful sufficient condition for the entropy pairhood of x and y , which comes up in all works on this topic, is the following. Two patterns $w, v \in \Delta^S$ are *independent* if there is a positive density subset $J \subseteq \mathbb{Z}^d$ such that for all $I \subseteq J$, there is some configuration $x \in X$ such that $x \upharpoonright g^{-1}S = w$ for all $g \in I$ and $x \upharpoonright g^{-1} = v$ for all $g \in J \setminus I$. In English, w and v are independent if there is a positive density of locations such if we place w or v at each of those locations (free choice), regardless of our choices it is always possible to fill in the remaining symbols to get a valid configuration $x \in X$. Observe that if $x \upharpoonright S$ and $y \upharpoonright S$ are independent patterns for all finite $S \subseteq \mathbb{Z}^d$, then x and y are an entropy-or-equal pair.

Barbieri and García-Ramos [1] defined the following hierarchy of closed relations and equivalence relations on X . They first define the set of *entropy-or-equal pairs*,

$$E_1 = \{(x, y) \in X^2 : x = y \text{ or } (x, y) \text{ is an entropy pair}\},$$

and note that this set is closed. At successor stages, define

$$E_{\alpha+1} = \begin{cases} \text{the topological closure of } E_\alpha & \text{if } E_\alpha \text{ is not closed} \\ \text{the transitive, symmetric closure of } E_\alpha & \text{if } E_\alpha \text{ is not an equiv. rel'n} \\ E_\alpha & \text{if } E_\alpha \text{ is a closed equiv. rel'n} \end{cases}$$

At limit stages, $E_\lambda = \cup_{\alpha < \lambda} E_\alpha$. They show that X has TCPE if and only if $E_\alpha = X^2$ for some α , and in this case they define the *TCPE rank* of X to be the least α at which this occurs. They construct a \mathbb{Z}^3 -SFT of TCPE rank 3, and they ask whether this can be improved to a \mathbb{Z}^2 -SFT.

Question 1 (Barbieri & García-Ramos). *Is there a \mathbb{Z}^2 -SFT of TCPE rank 3?*

Our Theorem 2 characterizes those TCPE ranks obtainable by \mathbb{Z}^2 -SFTs to be exactly the computable ordinals.

2.2. Effective descriptive set theory. Let ω^ω denote the space of all infinite sequences of natural numbers, with the product topology. Most mathematical objects can be described or encoded in a natural way by elements of ω^ω . A set $A \subseteq \omega^\omega$ is Π_n^0 if there is a computable predicate P such that for all $x \in \omega^\omega$,

$$x \in A \iff \forall m_1 \exists m_2 \dots Q m_n P(x, m_1, \dots, m_n)$$

where each $m_i \in \omega$ (or in a set whose members are coded by elements of ω) and Q is either \forall or \exists , depending on the parity of n . For example, the set of all convergent sequences of rational numbers is Π_3^0

$$(q_n)_{n \in \omega} \text{ converges} \iff (\forall \epsilon \in \mathbb{Q})(\exists N)(\forall n, m)[n, m > N \implies |q_n - q_m| \leq \epsilon].$$

A set $A \subseteq \omega^\omega$ is *arithmetic* if it is Π_n^0 for some n . A set $A \subseteq \omega^\omega$ is *coanalytic*, or Π_1^1 , if there is an arithmetic predicate P such that for all $x \in \omega^\omega$,

$$x \in A \iff (\forall y \in \omega^\omega) P(x, y)$$

For example the property of TCPE is Π_1^1 . Let $K(X^2)$ denote the closed subsets of X^2 with the Hausdorff metric (appropriately encoded as a subset of ω^ω). Then

$$\begin{aligned} X \text{ has TCPE} &\iff (\forall E \in K(X^2))[(E \text{ is an equivalence relation and} \\ &\quad E \text{ contains the entropy-or-equal pairs}) \implies E = X^2] \end{aligned}$$

A *tree* $T \subseteq \omega^{<\omega}$ is any set closed under taking initial segments. For $\sigma, \tau \in \omega^{<\omega}$, we write $\sigma \prec \tau$ to indicate that σ is a strict initial segment of τ . A string $\sigma \in T$

is called a *leaf* if there is no $\tau \in T$ with $\sigma \prec \tau$. The empty string is denoted λ . A *path* through a tree T is an infinite sequence $\rho \in \omega^\omega$, all of whose initial segments are in T . The set of paths through T is denoted $[T]$. A tree T is *well-founded* if $[T] = \emptyset$. Let WF denote the set of well-founded trees, which is Π_1^1 .

$$T \in WF \iff \forall \rho \in \omega^\omega [\rho \text{ has some initial segment not in } T]$$

A Π_1^1 set A is called Π_1^1 -*complete* if for every other Π_1^1 set B , there is a computable function f such that for all $x \in \omega^\omega$,

$$x \in B \iff f(x) \in A$$

The set WF is Π_1^1 -complete. No Π_1^1 -complete set is arithmetic.

So far we have discussed only the descriptive complexity of subsets of ω^ω . There is a miniature version of this theory for subsets of ω (and by extension, subsets of any collection of finitely-describable objects, such as SFTs). A set $A \subseteq \omega$ is Π_n^0 , arithmetic, Π_1^1 , or Π_1^1 -complete exactly when the same definitions written above are satisfied, with the only change being that the elements x whose A -membership is being considered are now drawn from ω rather than ω^ω , and also $B \subseteq \omega$ in the definition of Π_1^1 -complete. No Π_1^1 -complete subset of ω can be arithmetic either.

A tree $T \subseteq \omega^{<\omega}$ is computable if there is an algorithm which, given input $\sigma \in \omega^{<\omega}$, outputs 1 if $\sigma \in T$ and 0 otherwise. An *index* for a computable tree T is a number $e \in \omega$ such that the e th algorithm in some canonical list computes T in the sense described above. The set of indices of computable well-founded trees is a canonical Π_1^1 -complete subset of ω .

On every Π_1^1 set, it is possible to define a Π_1^1 *rank*, a function which maps elements of the set to an ordinal rank $< \omega_1$ in a uniform manner (for details see [10]). A natural Π_1^1 rank on well-founded trees T is defined by induction as follows. The rank of a leaf $\sigma \in T$ is $r_T(\sigma) = 1$. For any non-leaf $\sigma \in T$, the rank of σ is $r_T(\sigma) = \sup_{\tau \in T: \sigma \prec \tau} (r_T(\tau) + 1)$. The rank of T is $r(T) = r_T(\lambda)$. Colloquially, the rank of a well-founded tree is the ordinal number of leaf-removal operations needed to remove the entire tree.

If $A \subseteq \omega^\omega$ is Π_1^1 -complete, then for any Π_1^1 rank on A , the ranks of elements of A are cofinal (unboundedly large) below ω_1 . If $A \subseteq \omega$ is Π_1^1 -complete, then since A is countable, there must be some countable upper limit on the ranks of elements of A . A countable ordinal α is *computable* if there is a computable linear ordering $R \subseteq \omega \times \omega$ whose order type is α . The computable ordinals are also exactly those ordinals which can be the rank of a computable well-founded tree. The supremum of all computable ordinals is denoted ω_1^{ck} . If $A \subseteq \omega$ is Π_1^1 -complete, then for any Π_1^1 rank on A , the ranks of elements of A are cofinal in ω_1^{ck} .

Heuristically, a sort of converse holds. If one can show that all countable (resp. computable) levels of a Π_1^1 hierarchy on a subset of ω^ω (resp. ω) are populated, typically one also has the tools to show that the set in question is Π_1^1 -complete.

Barbieri and García-Ramos found topological dynamical systems at every level of the TCPE hierarchy, giving strong evidence for the following theorem (which will also be a side consequence of our methods).

Theorem 4. *The set of \mathbb{Z}^2 -TDS with TCPE is Π_1^1 -complete, and the TCPE rank is a Π_1^1 rank on this set.*

Here the arbitrary \mathbb{Z}^d -TDS are appropriately encoded using elements of ω^ω .

Our main goal is to show that the situation is no simpler in \mathbb{Z}^d -SFTs, which are appropriately encoded using elements of ω .

Theorem 5. *The set of \mathbb{Z}^2 -SFTs with TCPE is Π_1^1 -complete, and the TCPE rank is a Π_1^1 rank on this set.*

The first step to proving that the TCPE rank is a Π_1^1 rank is to show that every \mathbb{Z}^2 -SFT which has TCPE has a computable ordinal rank. This proof is standard but does assume more familiarity with effective descriptive set theory than what was outlined in this introduction. The standard reference is [15].

Proposition 1. *If a \mathbb{Z}^d -TDS (X, T) has TCPE, its TCPE rank is less than $\omega_1^{(X, T)}$.*

Proof. To reduce clutter we prove the theorem for computable (X, T) ; the reader can check that the proof relativizes. Recall that E_α is closed whenever α is odd. If L is a computable well-order on $\omega \times \omega$ with least element 1, we say that Y is an E -hierarchy on L if

- $Y^{[1]}$ codes E_1 as a closed set,
- If $b <_L c$ are successors in L , then $Y^{[c]}$ encodes the topological closure of the transitive/symmetric closure of $Y^{[b]}$ and
- If c is a limit in L then $Y^{[c]}$ encodes the topological closure of the union of the sets coded by $Y^{[b]}$ for all $b <_L c$.

The definition of $Y^{[c]}$ from $\{Y^{[b]} : b <_L c\}$ is arithmetic and the definition of an E -hierarchy overflows to computable pseudo-wellorders.

Suppose for the sake of contradiction that the TCPE rank of X is at least ω_1^{ck} . If $E_{\omega_1^{ck}+1} = X^2$, we would have the following Σ_1^1 definition of \mathcal{O} .

$$a \in \mathcal{O} \iff a \in \mathcal{O}^* \text{ and}$$

$$\exists Y (Y \text{ is an } E\text{-hierarchy on } \{b : b \leq_{\mathcal{O}} a\} \text{ and } Y^{[a]} \neq X^2)$$

This is a contradiction since \mathcal{O} is Π_1^1 -complete. Similarly, if $E_{\omega_1^{ck}+1} \neq X^2$, then since X has TCPE, the next closed set $E_{\omega_1^{ck}+3}$ is strictly larger than $E_{\omega_1^{ck}+1}$. Let $U \subseteq X^2$ be a basic open set such that $E_{\omega_1^{ck}+3} \cap U \neq \emptyset$ but $E_{\omega_1^{ck}+1} \cap U = \emptyset$. In this case we could also define \mathcal{O} by

$$a \in \mathcal{O} \iff a \in \mathcal{O}^* \text{ and}$$

$$\exists Y (Y \text{ is an } E\text{-hierarchy on } \{b : b \leq_{\mathcal{O}} a\} \text{ and } Y^{[a]} \cap U = \emptyset)$$

This provides a Σ_1^1 definition of \mathcal{O} , for if $a^* \in \mathcal{O}^* \setminus \mathcal{O}$, there is some $b^* \in \mathcal{O}^* \setminus \mathcal{O}$ with $b^* <_{\mathcal{O}} a^*$. Then $E_{\omega_1^{ck}+1}$ is a subset of $Y^{[b^*]}$, so $E_{\omega_1^{ck}+3}$ is a subset of $Y^{[a^*]}$, and thus $Y^{[a^*]} \cap U \neq \emptyset$. Again, contradiction. Therefore, the TCPE rank of X is less than ω_1^{ck} . \square

Corollary 1. *If a \mathbb{Z}^d -SFT has TCPE, then its TCPE rank is a computable ordinal.*

Corollary 2. *The TCPE rank is a Π_1^1 -rank on the set of \mathbb{Z}^d -TDS and the set of \mathbb{Z}^d -SFTs.*

Proof. If X_1 and X_2 are \mathbb{Z}^d -TDS or \mathbb{Z}^d -SFTs and X_2 has TCPE, then the following are equivalent:

- (1) The TCPE rank of X_1 is less than or equal to the TCPE rank of X_2 .

- (2) There is an $a \in (\mathcal{O}^*)^{X_2}$ and E -hierarchies Y_1 and Y_2 (for X_1 and X_2 respectively) on a such that $Y_1^{[a]} = X_1^2$ and $Y_2^{[b]} \neq X_2^2$ for any $b <_{\mathcal{O}}^{X_2} a$.
- (3) For all $a \in (\mathcal{O}^*)^{X_2}$ and all E -hierarchies Y_1 and Y_2 on a , if $Y_1^{[a]} = X_1^2$ then $Y_2^{[a]} = X_2^2$.

Proposition 1 guarantees that it is safe to use \mathcal{O}^* in two places where we wanted to use \mathcal{O} , but could not. \square

2.3. Sofic computation. This section introduces the main technical tool used in this paper, the tiling-based sofic computation framework of Durand, Romashchenko and Shen [7]. A more motivated and detailed description of that framework can be found in their original paper, and a more technical description of their framework can be found in the introductory section of [18]. Here we just give some definitions and a general overview of the method.

A *Wang tile* is a square with colored sides. Two Wang tiles may be placed next to each other if they have the same color on the side that they share. We do not rotate the tiles. A *tileset* is a finite collection of Wang tiles. Given a tileset, the collection of infinite tilings of the plane which can be made² with that tileset is a \mathbb{Z}^2 -SFT. From here on we refer to infinite tilings of the plane as configurations. Wang [17] described a method for turning any Turing machine into a tileset such that any configuration which contains a special *anchor tile* is also forced to contain a literal picture of the space-time diagram of an infinite run of the Turing machine. If the Turing machine runs forever, the tiling can go on forever; if the Turing machine halts, there is no configuration because there is no way to continue the tiling.

The anchor tile contains the head of the Turing machine and the start of the tape. If we would like to force computations to appear in every configuration, we must require the anchor tile to appear in every configuration. By compactness, the only way to do this in a subshift is to require the anchor tile to appear with positive density. This means that many computations go on simultaneously. It is a technical challenge to organize the infinitely many computations so they do not interfere with each other, and to guarantee that the algorithm gets enough time to run. This challenge was first solved by Berger [2] with an intricate fractal construction that was subsequently simplified by Robinson [14]. Several other solutions have occurred over the years, including the one in [7] which is used in this paper.

In the DRS system, tiles use a *location part* of their colors to arrange themselves into an $N \times N$ grid pattern for some large N . Central to each $N \times N$ region, there is a *computation zone*; tiles in this zone must participate in building a space-time diagram (and one in particular must host the anchor tile). Simultaneously, the entire $N \times N$ region could itself be considered as a huge tile, or *macrotile*. The *macrocolors* of the macrotile are whatever color combinations appear on the boundary of the $N \times N$ region. To control what kind of tileset is realized by the macrotiles, tiles use a *wire part* of their colors to transport the bits displayed on the outside of the macrotile onto the input tape of the computation zone. The algorithm reads the color combination and makes the determination whether this kind of macrotile will be allowed (halting if the color combination is unsatisfactory). By design, the algorithmic winnowing forces the macrotiles to belong to a tileset that is very similar to the original tileset, but with one change: N is increased so that the algorithm at the next level gets more time to run. In essence, the algorithm

²You can use as many copies of a tile as you want in an infinite planar tiling.

copies its own source code (with the one change in N) up to the next level.³ Then with any time left over after checking the color combinations, the algorithm can use to do arbitrary other computations (possibly halting for other reasons).

So the tiles organize into macrotiles, the macrotiles organize into macromacrotils, and so on. When talking about adjacent layers of macrotile, we refer to the smaller macrotiles as the *children*. An $N \times N$ group of child tiles make up a *parent* tile. Two adjacent tiles at the same level are *neighbors*. If two child tiles belong to the same parent tile we call the child tiles *siblings*. The smallest macrotiles (the original tileset) are called *pixel* tiles.

The typical usage is for this macrotile computation scheme to be superimposed on another SFT of a different alphabet. By controlling which pixel tiles can be superimposed on the symbols of the other alphabet, the computation gains read access to some of the configuration on which it is superimposed. It can also use this information in determining whether to halt.

A problem could arise if a macrotile which is trying to forbid a certain macrocolor combination runs out of spacetime before finishing the evaluation (accidentally allowing the combination). Therefore, it is necessary to choose the rate of increase of N appropriately, and design algorithms and the information that they use efficiently, to guarantee that the computations finish.

For the necessary details we refer the reader to [7].

2.4. Overview of the paper. The rest of the paper is divided into two parts. In Section 3 we construct a \mathbb{Z}^2 -SFT of TCPE rank 3, answering Barbieri and García-Ramos and laying the foundation for the more general results.

The construction proceeds in stages. First we define an effectively closed subshift X which has TCPE rank 3. Next we describe the computational overlay which allows us to replace the infinitely many restrictions defining X with an algorithm that will simulate those restrictions. Finally, we tweak the computation framework so that it provides no interference to the local entropy properties of X .

In slightly more details, the configurations of X consist of *pure types*, which are seas of squares, tightly packed together, all the same size; and *chimera types*, which contain up to two sizes of squares, where the sizes must be adjacent integers. Infinite, degenerate squares also inevitably result; they cannot coexist with finite squares. Because of the chimera types, a configuration of pure type n will form an entropy pair with a configuration of pure type $n + 1$, but the entropy pairhood relation cannot extend to larger gaps. The infinite, degenerate types are connected to the finite types by topological closure only. However, X is topologically connected enough that the TCPE process finishes.

To show that such a shift is sofic is a straightforward application of the DRS framework, simpler than the related square-counting construction in [18]. However, no shift with TCPE can contain a rigid grid (erasing everything but the grid would yield a non-trivial zero entropy factor). This apparent problem is solved by imagining the entire subshift is printed on a piece of fabric, which we then pinch and stretch so that the deformed grid itself bears entropy. The same idea was used by Pavlov [13] and we build on his construction.

³The formal justification for this is the *recursion theorem*, which states that for any computable function $f : \omega \rightarrow \omega$ (which we think of as changing one source code into another source code), there is an n such that the n th algorithm and the $f(n)$ th algorithm have the same input-output behavior and the same runtime (up to a polynomial blowup).

Finally, a technical problem arises involving the interaction of rare computation steps with the need for a fully supported measure. This problem is solved with the notion of a *trap zone*, an idea which originated in [6]. The problem is not of any fundamental importance and the solution is technical, so it could be skipped on a first reading.

The second part of the paper, Section 4, builds heavily on the first part and contains all the main results. Again we build an effectively closed subshift, this time with a high TCPE rank, superimpose a computation to show it is sofic, and put it on fabric to make the computation transparent to local entropy.

The TCPE process in X finished quickly because all the pure types were transitively chained together. We can make the process finish more slowly by putting topological speed bumps between the pure types. Forbid most of the chimera types of X , leaving only *regular* chimera types – those in which the squares occur in a regular grid pattern only. This kind of regular grid pattern is no good for connecting pure types, so the entropy pair connections are broken. Since two sizes of square now occur in a regular grid, a configuration of chimera type can be parsed as a configuration on a macroalphabet where the two macrosymbols are the two different squares. Apply the exact same restrictions that defined X to the configurations on this macroalphabet. Now the pure types will still get connected, but instead of being connected immediately as an entropy pair, they have to wait until the TCPE process on the chimera types finishes. Topological speed bumps can be introduced into the chimera types of the chimera types, further lengthening the process.

Too many speed bumps, and the TCPE process will not finish. But if the speed bumps are organized using a well-founded tree, they will not hold things up forever. Some ill-founded trees even produce subshifts with TCPE. We show that the length of the TCPE process is controlled by the Hausdorff rank of the lexicographical ordering on $T \cup [T]$.

Showing that the resulting subshifts are sofic, and superimposing the computations transparently to local entropy, requires more technical work but contains no surprises.

Finally, all constructions are completely uniform, so in the end we can produce a procedure which maps a tree T to a \mathbb{Z}^2 -SFT Y in such a way that Y has TCPE if and only if T is well-founded, and when this happens the well-founded rank of T and the TCPE rank of Y are related in a predictable way. This simultaneously gives both the Π_1^1 -completeness of TCPE and the population of the computable ordinal part of the hierarchy.

3. A \mathbb{Z}^2 -SFT WITH TCPE RANK 3

We begin with constructing a \mathbb{Z}^2 -SFT with TCPE rank 3. In this construction, many of the features of the general construction already appear.

First we will define an effectively closed \mathbb{Z}^2 subshift with TCPE rank 3. Next we will argue this subshift is sofic. Finally, we will show how to modify it to obtain a SFT with the same properties.

3.1. An effectively closed \mathbb{Z}^2 subshift of TCPE rank 3.

Definition 1. An n -square on alphabet $\{A, B\}$ is an $n \times n$ square of B 's, surrounded by an $(n + 2) \times (n + 2)$ border of A 's.

Definition 2. For any alphabet $\{A, B\}$, let $F_{A,B}$ denote a computably enumerable set of forbidden patterns which achieves the following restrictions

- (1) Every 2×2 block of B 's is in the interior of an n -square.
- (2) Every A is part of the border of a unique n -square. Two such squares may be adjacent (see Figure 1), but boundaries may not be shared.
- (3) If a configuration contains an n -square and an m -square, then $|m - n| \leq 1$.

The above definition is the right way to think about the subshift, but it will be useful later to have slightly more precise definition. In [18, Lemma 1], a SFT was defined on the alphabet $\{1, \circ, \leftarrow, \rightarrow, \uparrow, \downarrow, \ulcorner, \lrcorner, \llcorner, \lrcorner\}$ to be the set of configurations consisting of squares with nested counterclockwise paths of arrows drawn inside them, on a background of 1's (plus limit points). See Figure 1. In that paper, the squares were not allow to touch, but that detail did not matter. In this paper we do need to let them touch. It is also convenient to expand the alphabet using some gray symbols so that arrows on the boundary of a square are distinguished. Here we use the alphabet

$$\Lambda = \{1, \circ, \leftarrow, \rightarrow, \uparrow, \downarrow, \ulcorner, \lrcorner, \llcorner, \lrcorner, \leftarrow, \rightarrow, \uparrow, \downarrow, \ulcorner, \lrcorner, \llcorner, \lrcorner\}.$$

The easy proof of Lemma 1 (which showed that forbidding 2×2 patterns suffices to define the shift) goes through exactly the same, except that due to squares being permitted to touch, “connected component” should be understood in an appropriate modified sense.




FIGURE 1. A permitted pattern from an element of Y

If we also forbid a 2×2 block of 1's, and forbid any simultaneous appearance of squares whose size differs by more than one, we arrive at an effectively closed shift of which $X_{A,B}$ is clearly a factor, where $X_{A,B}$ is the shift defined by the restrictions of Definition 2. Furthermore, this shift is “mostly” a SFT: the only restrictions that could not be carried out using 2×2 forbidden words were the ones prohibiting squares of too-different sizes. Let $Y_1 \subseteq \Lambda^{\mathbb{Z}^2}$ be the SFT obtained by all the 2×2 restrictions. Adding in the size restrictions and taking the obvious factor map completes the more formal definition of $F_{A,B}$.

We will show that the subshift $X \subseteq 2^{\mathbb{Z}^2}$ defined by forbidden word set $F_{0,1}$ has TCPE rank 3. In order to do this, we partition X into countably many pieces, or types, as follows. The possible types are $\omega \cup \{(n, n+1) : n \in \omega\} \cup \{\infty\}$. To determine the type of some configuration $x \in X$, examine what n -squares appear in x .

Definition 3. *If $x \in X$, the type of x is*

$$\text{type}(x) = \begin{cases} n & \text{if } x \text{ contains only } n\text{-squares} \\ (n, n+1) & \text{if } x \text{ contains } n\text{-squares and } (n+1)\text{-squares} \\ \infty & \text{if } x \text{ contains no finite } n\text{-squares for any } n \end{cases}$$

Observe that if $\text{type}(x) = \infty$, then either $x = 1^{\mathbb{Z}^2}$, or the 0's which do appear in x appear as the boundaries of up to four infinite n -squares. Otherwise, if a finite n -square appears, no infinite n -square may appear, because by part (3), it is forbidden to have both an n -square and another square that appears to be very large. And if a square of any other size appears, then again by part (3), the sizes can differ by only one, so if any finite square appears, then x must have type n or $(n, n+1)$ for some n . The restriction in part (1) guarantees that the squares are close together; either touching, or separated by just a small space.

Now let us identify the entropy pairs. The fact that squares may be either touching or separated by one unit provides freedom for gluing blocks. More precisely, if $i, j \in \mathbb{Z}$, we let $[i, j]$ denote the set $\{i, i+1, \dots, j-1\} \in \mathbb{Z}$. If v is a pattern in $\mathcal{L}(Y_1)$, define the *type* of v as

$$\text{type } v = \{\text{type}(x) : x \in X \text{ and } h(v) \in x\},$$

where $h : Y_1 \rightarrow 2^{\mathbb{Z}^2}$ is the obvious factor map. We have the following lemma, which shows that any pattern consistent with a configuration of a finite type can be extended to a rectangular block of completed squares. The point is that blocks of the kind guaranteed below can be placed adjacent to each other freely without breaking any rules of $F_{0,1}$. We state the lemma here but leave the proof for the end of the subsection.

Lemma 1. *For any type $t \in \omega \cup \{(n, n+1) : n \in \omega\}$, and any $k \in \omega$, there is an N large enough so that for all $v \in \Lambda^{[0,k]^2}$, if $t \in \text{type}(v)$, then for any rectangular region R which contains $[-N, k+N]^2$, we can extend v to $v' \in \Lambda^R$ such that*

- (1) $t \in \text{type}(v')$
- (2) v' contains only completed squares (every boundary arrow in v' is part of an n -square fully contained in v' .)
- (3) The boundary of v' does not contain any two adjacent 1's, nor any 1's at a corner.

Now we can describe the entropy pairhood facts, which depend only on type.

Lemma 2. *If $x, y \in X$, then the following table summarizes exactly when x and y are an entropy-or-equal pair (redundant boxes are left blank).*

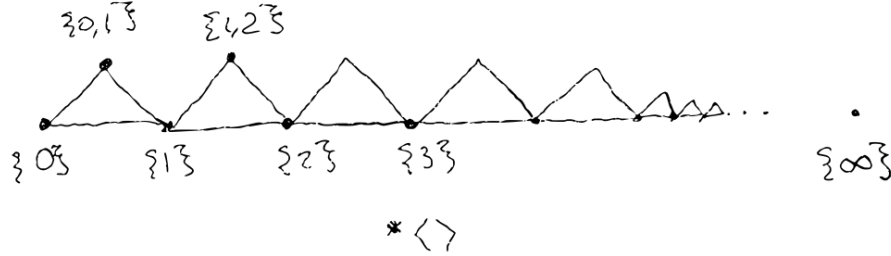
Proof. First we prove all the “if” directions. Suppose x and y have types which the table indicates should be entropy-or-equal pair types. In each of the finite cases, there exists a finite type t such that arbitrarily large patterns of x and y are each consistent with type t . In the (∞, ∞) case, for any pair of patterns from x and

type(x) \ type(y)	n	$(n, n + 1)$	∞
m	<i>iff</i> $ n - m \leq 1$	<i>iff</i> $m \in \{n, n + 1\}$	<i>never</i>
$(m, m + 1)$		<i>iff</i> $m = n$	<i>never</i>
∞			<i>always</i>

y , there is also always a finite type t that is consistent with both patterns (any sufficiently large finite type will do). Given v and w $k \times k$ patterns from x and y , let t be such a finite type, and let N be the number guaranteed by Lemma 1. Partition the \mathbb{Z}^2 into square plots of side length $2N + k$. In the center of each plot, place a copy of either v or w (independent choice). By Lemma 1, fill in the rest of each plot in a way consistent with t . The result obeys all the rules of $F_{0,1}$, so x and y are an entropy pair.

In the other direction, if x and y have types which the table indicates should not be entropy-or-equal pairs, that means that x and y have squares of size difference more than one (in some cases we are looking at a finite square and an infinite, degenerate square, which is also a size difference more than one). If w and v are patterns of x and y which are large enough to show these too-different squares, then w and v are forbidden from appearing in the same configuration, so x and y are not an entropy pair. \square

Observe that if $\text{type}(x) = \text{type}(y)$, then x and y are always an entropy pair. Therefore, we may represent the entropy pairhood relation E_1 by the following graph.



Next, E_2 is obtained by taking the transitive closure of E_1 . We see that E_2 is an equivalence relation with two classes: $\{x : \text{type}(x) \text{ is finite}\}$ and $\{x : \text{type}(x) = \infty\}$. Finally, E_3 is obtained as the topological closure of E_2 . Observe that $E_3 = X^2$ (every x with infinite type is the limit of a sequence of y of increasing finite type). Therefore, the TCPE rank of X is 3.

We conclude this subsection with the proof of Lemma 1.

Proof of Lemma 1. We first describe a way to construct v' which works if v is nice. Then we explain how to expand any v to a nice v .

First, complete any partial squares to produce a pattern consistent with type t . Call a square s a “top square” if there are no squares intersecting the space directly above s . Similarly, we have left squares, right squares, and bottom squares. The top squares are strictly ordered left to right. Let us say that the row of top squares

is *nice* if for every adjacent pair (s, s') of top squares, there is at most one pixel gap between the columns that intersect s and the columns that intersect s' . We can make a similar definition for the left, right and bottom row of squares. Call v nice if all four of its rows are nice.

If v is nice, we can extend v to such v' by the following algorithm. Directly above each top square, place another square of the same size, either with boundaries touching, or with a one pixel gap. Keep adding squares directly above existing ones until the top of R is reached. Use the freedom of choice in spacing to make sure the topmost square has its top row flush with the boundary of R . This is possible if the boundary is at least distance $O(n^2)$ away, where n is the size of the top square we started with. Do the same for the bottom squares, but going down. Since v is nice, there is no more than one pixel wide gap between these towers of squares, so the restrictions $F_{0,1}$ are so far satisfied.

Turn our attention now to the left row. Let s be the left-most top square. Then s is also a left square. (If it were not a left square, there would be a square that lies completely in the half-plane to the left of it; a top-most such square would be a top square further left than s .) The tower of squares which we placed above s , together with the tower of squares which we placed below the left-most bottom square, form a natural extension of the left row. This extended left row is nice, and reaches from the top to the bottom of R . Directly to the left of each square in the extended left row, place another square of the same size, either with boundaries touching, or with a one-pixel gap, strategically chosen. Keep adding squares until the left boundary of R is reached. Again we can ensure that the left-most added squares have boundary flush with the left edge of R . Doing the same on the right side completes the construction in case v is nice.

Now we deal with the case where v is not nice. Let x be a configuration of type t in which v appears. We are going to take a larger pattern from x which is nice and includes v . To find the top row of this pattern, start with a square s_0 in x that is located directly above v and is at least k distance away from the top of v . Now consider the space directly to the right of s_0 . There must be a square s_1 , intersecting this space, such that the gap between the right edge of s_0 and the left edge of s_1 is no more than one pixel. Going in both directions from s_0 , fix a bi-infinite sequence $(s_i)_{i \in \mathbb{Z}}$ of squares such that for each i , the square s_{i+1} intersects the space directly to the right of s_i , and there is at most one pixel gap between the columns that intersect s_i and the columns that intersect s_{i+1} . Call this sequence the “top line”, although it is not a line, as it may be rather wiggly. However, it is roughly horizontal; due to the fact that the square sizes are uniformly bounded, s_{i+1} intersects the space to the right of s_i by a definite fraction of its height. Therefore, the slope of the line which connects the center of s_i and the center of s_{i+1} has magnitude less than $1 - \varepsilon$ for some ε depending only on t . Since s_0 is located at least k above v , an intersection would require a secant slope of magnitude at least 1 in the top line, so it follows that the top line cannot intersect v . Similarly, make a left line, a right line and a bottom line. The left and right lines always have secant slopes at least $1 + \varepsilon$ in magnitude. Due to these approximate slopes, the top line and the bottom line must each intersect the right line and the left line, and they do so within a bounded distance. Take the pattern which consists of the loop made by the four lines and all the squares inside that loop. This pattern is nice. Apply the argument above. \square

3.2. Enforcing the restrictions with sofic computation. Due to the infinitely many restrictions of $F_{0,1}$, the shift X is not an SFT. However, it is sofic, as we will now show using a simple application of the DRS sofic computation framework. This framework is likely overpowered for this application, because there is no arbitrary algorithm appearing in the definition of X . However, in the general case we must have complete computational freedom, so we introduce it now in the simpler setting. We begin with the SFT on alphabet Λ described above, with all 2×2 restrictions. We will use a superimposed computation to realize the square size restrictions.

Let $N_i = 2^i$. We define a sequence of tilesets T_i such that for sufficiently large i , T_i simulates T_{i+1} at zoom level N_i . We will ultimately choose some large i_0 and superimpose a tile from T_{i_0} onto each symbol of Λ (subject to some restrictions). Therefore, the size of a macrotile at level i_0 is one pixel, while the size of a macrotile at level $i > i_0$ is $L_i := \prod_{i_0 < j \leq i} N_j$ pixels.

Each macrotile will be running a universal Turing machine. This machine has a program tape telling it what to do, a parameter tape p which we idealize as “what this macrotile knows”, an input tape c on which will be written four “colors” transported from the four edges of the macrotile, as well as a work tape.

We intend for a macrotile’s parameter tape p to keep a summary of what is going on inside its macrotile. In addition to the macrotile knowing its own zoom level i , the summary should keep a list of the n for which at least one side of an n -square has appeared fully in the macrotile. This list should either be the empty list (all squares we have seen so far look big) or a list of a single element n , or a list of the form $n, n + 1$. (We do not allow the macrotile to survive if other combinations of sizes are seen.) Additionally, if the macrotile claims it has seen a square of size n , it should keep a bit of proof, namely a record of at least one of its children who required it to record this.

In addition, a macrotile must know about the deep coordinates of the boundaries of any partial n -square in its responsibility zone whose size is not yet known. (The macrotile could be hosting just a corner or side of a very large n -square.) There are at most 4 such corners. It is also useful to know about sides of partial squares.

More formally, p should encode the following objects:

- (1) A number i (space: $O(\log i)$)
- (2) A number $i_0 \leq i$ indicating which level of macrotile is pixel-size.
- (3) A type, which is a list of up to two numbers less than or equal to L_i (space: $O(\log L_i)$)
- (4) A justification, which is a list of up to two child locations, one for each number above (space: $O(\log N_i)$)
- (5) A list of up to 4 deep partial corner coordinates together with orientation information (space: $O(\log L_i)$)
- (6) A list of up to 2 deep partial side coordinates, together with orientation information (space: $O(\log L_i)$)

Next, we intend for a macrotile to use its colors to communicate with its siblings and neighbor-siblings to ascertain the sizes of its partial squares, when those squares have at least one side in the parent. This is done by the same method as in [18]. Any macrotile with a partial corner must use a *side message passing part* of one of its macrocolors to send out a message containing the deep coordinate of that side. To send a message in one particular direction (north, south, east or west), the macrotile displays the message in its macrocolor on just one side. Any

sibling macrotile receiving the message must pass the message on (unless the parent boundary is reached, in which case the message stops); eventually the message may reach a sibling macrotile with a matching corner. Since the recipient macrotile also knows the deep coordinates of its own corner, it can calculate the distance the message traveled, which is the side length of the square.

As in [7], a macrotile also shares with its siblings a copy of their parent's parameter tape, and each child makes sure these facts are consistent with what they see. So a macrotile which realizes that its partial corner is part of an n -square should check to see that n is one of the sizes the parent has recorded, and halt if this is not so. A child also requires the parent to record any sizes n which appear on the child's parameter tape. On the other hand, if a child who has not required the parent to report n sees that the parent has named that child as its justification for recording n , the child halts.

The strategy sketched above will take care of the vast majority of situations, but in certain exceptional tilings, it could be that a single badly-sized square is caught at a four-way tile boundary at all levels, thus no side of it ever enters a single macrotile. Another problem that could arise in exceptional tilings is four quadrants could contain squares of wholly different sizes, but the squares do not cross the exceptional boundary. We must allow some communication outside the parent boundary in order to prevent such situations.

To deal with both situations, all macrotiles also become "friendly neighbors": they display their own parameter tape on all four of their colors, and also read their four neighbor's parameter tapes, even outside the parent tile. If a macrotile has a neighbor with a matching partial corner, even outside the parent boundary, both neighbors can calculate the size of that square and require both parents to report it. If a macrotile sees that its neighbor of another parent has n on its parameter tape, that macrotile requires its own parent to also record n .

More formally, each of the four colors in c contains fixed-length codes for the following objects:

- (1) Location bits, machine bits and wire bits as described in the introduction. (space: $O(\log N_{i+1})$)
- (2) A copy of the parent's version of p (space $O(\log L_{i+1})$)
- (3) Side message-passing bits (space: $O(\log L_{i+1})$)
- (4) Friendly neighbor parameter tape display bits (space: $O(\log L_i)$)

Now we define the algorithm run by macrotiles at all levels. By the recursion theorem, let e be the program index of the algorithm that does the following on input p, c .

- (1) Data format check. First read enough of p to determine i . Compute N_i , L_i , N_{i+1} and L_{i+1} . Then keep reading p to check if it contains the appropriate remaining data; halt if its length exceeds $O(\log L_i)^4$ or if the data is bad. Similarly, check that c contains 4 colors with well-formed data of precisely the right length, $O(\log L_{i+1})$.
- (2) Expanding tileset construction. Check that the location, machine and wire parts of the four colors occur in a permissible combination. Check that the parent copy part of all four colors is identical (except for colors that face outside of the parent macrotile, which should be blank). If the location

⁴The constant of the O -notation is known to the algorithm.

part indicates that the parent's program tape is in view, check the machine part to verify that e is consistently written there. If the parent's parameter tape is in view, check that the data of the parent copy part is consistently written there.

- (3) Size checking.
 - (a) Check the consistency of the type part of p and the partial corner and partial side parts of p . If n is included in the type part of p , but the length of a partial side is already longer than $n + 1$, halt.
 - (b) For each number in the type part of p , make sure it also appears in the parent copy part.
 - (c) For each partial corner described on p , use its coordinates, together with the location bits, to compute its deep coordinate relative to the parent macrotile. Check that these deep coordinates appear outgoing on the appropriate macrocolors (unless those colors face outside the parent macrotile).
 - (i) If any deep coordinates are incoming on those macrocolors, compute the difference to obtain a size. Check that this size appears on the parent copy part, and make sure the parent does not continue tracking that corner.
 - (ii) If no deep coordinates are incoming in those direction (that is, the matching side lies outside the parent macrotile), check that the deep coordinates of this partial corner are recorded in the parent copy part (with one exception; see the friendly neighbor step).
 - (d) If p indicates a partial side, and if a corner message is received along this side, pass the message on (unless the parent boundary is reached). If you are passing two messages (one in each direction), a match has been found; do not let the parent record this partial side. If you receive no messages, this side is a partial side in the parent; require the parent to record it.
 - (e) If the parent copy part uses this this macrotile as justification for recording a particular size, check that this has happened (note: it may happen during the friendly neighbor step below).
- (4) Friendly neighbor steps. Display p in four appropriate locations, one on each macrocolor. Read four adjacent locations to learn the parameter tape data of four neighbors. Use the other parameter tape data to compute the size of any square that has corners in two adjacent neighbors. If such a square is found straddling the parent boundary, do not require the parent to record the partial corner (this exception was referenced above), instead require the parent to record the size, and do not let it record the partial corner. Also collect all the sizes recorded by the non-sibling neighbors. Check that the parent copy part records all these sizes.⁵
- (5) If any of the above steps do not check out, halt. Otherwise, run forever.

⁵Some unnecessary work seems to be going on here. We could get away with just requiring non-sibling neighbors to share their information, or even just non-sibling neighbors at the corners of their parents. We let everyone do it for two reasons: first, symmetry is simpler to describe; second, these friendly exchanges are technically useful later.

The steps described take $\text{poly}(\log L_{i+1})$ time to run; the recursion theorem adds at most a polynomial overhead. Since $\text{poly} \log L_{i+1} \ll N_i$ (the length of the tape of a macrotile at level i is $N_i/2$), there is an i_0 large enough that the algorithm always has room to finish in a macrotile at level $i > i_0$.

Let T_{i_0} denote the tileset whose color combinations c are exactly those for which the above computation runs forever when $p = (i_0, i_0, (\text{no types}), (\text{no justifications}), a)$ where a stands in for either nothing or exactly one deep partial corner or side coordinate (since the tiles are a single pixel, this is all that could make sense).

The alphabet for Y_2 is then the following subset of $T_{i_0} \times \Lambda$. Superimposed on the symbol 1 and on the non-boundary arrow symbols, we permit exactly those c which were accepted with a p which recorded no partial corners or sides. Superimposed on the boundary corner symbols of Λ , we permit exactly those c which were accepted with a p which recorded a partial corner in the correct orientation. Similarly, we only superimpose on the boundary side symbols of Λ those c which were accepted with a p which recorded a partial side with the right orientation.

The restrictions of Y_2 are, of course, the color-matching restrictions from T_{i_0} , and the 2×2 restrictions from Y_1 on the alphabet Λ .

To verify the sofic computation accomplishes its aim, define the *responsibility zone* of a pixel tile to be only itself. Define the responsibility zone of a macrotile to be the union of the responsibility zones of each of its children, together with the responsibility zones of each of its children's north, south, east and west neighbors. Regardless of the tiling structure, every finite subset of \mathbb{Z}^2 is contained in the responsibility zone of some sufficiently large macrotile.

Proposition 2. *The factor map $h : Y_2 \rightarrow 2^{\mathbb{Z}^2}$ which recovers the square outlines from the Y_1 part of Y_2 has image $h(Y_2) = X$.*

Proof. Suppose we have an element $y \in Y_1$ whose squares have not-too-different sizes. Then a superimposed computation can be formed as follows (creating an $x \in Y_3$ whose Y_1 part is y). First, fix an arbitrary tiling structure (that is, decide where the tile boundaries are at all levels). Then fill in the side colors for each tile at level $i_0, i_0 + 1, \dots$, where i_0 is the pixel level, going in the following order. To determine the side colors for macrotiles at level i :

- (1) If $i = i_0$, observe that the parameter tape of a pixel is uniquely determined by the part of y at which it is located. If $i \neq i_0$, the parameter tape of each tile was determined in Step 4 of level $i - 1$.
- (2) The location part of each tile's colors is uniquely determined by its location in the pre-determined tiling structure.
- (3) Fill in the message passing parts (also deterministic)
- (4) We now know enough about all the tiles of level i that we can tell, for each tile of level $i + 1$, what demands its children will be making on its parameter tape. These demands are consistent because the method of measuring squares is correct and y 's squares have not-too-different sizes. For each tile of level $i + 1$, this uniquely determines a type, partial corners and partial sides that will be acceptable to all the children. The justification for each size in the type can be set to any child that required that size (free choice). The completes the specification of the parent copy part for macrotiles at level i .

- (5) At this stage, the only parts of the macrocolors at level i that have not been fixed are the wire and machine parts. (For tiles of level i that are not in the wire or machine part, their colors are now complete). The information we have already filled in, together with any combination of wire and machine bits that is consistent, will be accepted by the computation that happens internally in the macrotile at level i . Notice that if we now determine the colors for the tiles of level $i + 1$, then these colors will determine the missing wire bits of the level i colors, and the wire bits will determine the computation. Therefore, the next step is filling in colors for tiles of level $i + 1$.

There are some tiling structures where the origin is in the computation or wire zone at all levels and the buck keeps getting passed upward infinitely. But there are also some tiling structures where this is not the case, and really we just need one tiling structure to work. (The tiling structures with infinite buck-passing can also be filled out consistently, just not by this algorithm).

On the other hand, consider an element of Y_1 with squares of size difference more than 1 (the case of a finite square and an infinite square is included in this possibility). The pixel tiles are aware if they have a corner or side of a square. And by construction, any macrotile which is aware that it has a corner or side of square has only two options: figure out the size of the square and make sure the parent records the size, or make sure the parent is aware of the corner or side. So no square boundary can get lost. The length of a finite side is computed at the first level where it is fully contained in single macrotile, or at the first level where it is fully contained in a pair of adjacent macrotiles of different parents. Therefore, the size of every finite square is eventually recorded in the type of a sufficiently large macrotile containing it. If there are two finite squares of too-different sizes, then for any fixed tile structure, we can zoom out far enough that both those squares are in the responsibility zone of a single macrotile. This macrotile cannot include both sizes in its type, but it also must include both sizes in its type. This is a contradiction; no macrotile can be formed at this level, so finite squares of too-different sizes are forbidden. If there is a finite square and an infinite square, similarly we can zoom out to a large enough macrotile that is aware of both the finite square and of a very long partial side or corner of the infinite square. The computation of such a macrotile will halt upon seeing this contradictory information, so such a macrotile cannot be formed. \square

If there is a macrotile that has n written on its parameter tape, then for every pixel location $t \in \mathbb{Z}^2$, every sufficiently large macrotile containing t also has n written on its parameter tape. Therefore, an element of Y_2 could be said to have a limiting *information type*, which is by definition equal to the collection of all sizes recorded on any parameter tape, or ∞ if no finite size is ever recorded. Observe that the information type of an element $y \in Y_2$ is equal to $\text{type}(h(y))$, where $h : Y_2 \rightarrow X$ is the factor map above.

3.3. Preserving TCPE rank. We have seen that X is sofic, but so far only via an SFT extension Y_2 that does not have TCPE. The DRS-type construction is tiling-based, so any subshift that uses it factors onto a zero-entropy subshift that retains only the tiling structure. Below, we describe how to modify Y_2 to fix this problem.

The idea is to imagine the tiling structure is printed on a piece of fabric, which can be pinched and stretched so that the alignment of tiles in one region has no bearing on the alignment of tiles far away. Now the tiling structure itself bears entropy (information about pinching and stretching), so any factor map which retains any part of the computation also retains the entropy of the tiling structure on which the computation lives. This idea is made precise below with an analysis of a construction by Pavlov [13]. He shows the following.

Theorem 6 (Pavlov [13, Theorem 3.5]). *For any alphabet A , there is an alphabet B and a map taking any orbit of a point in $A^{\mathbb{Z}^2}$ to a union of orbits of points in $B^{\mathbb{Z}^2}$ with the following properties:*

- (1) $O(x) \neq O(x') \implies f(O(x)) \cap f(O(x')) = \emptyset$.
- (2) If $W \subseteq A^{\mathbb{Z}^2}$ is a subshift (resp. SFT), then $f(W)$ is a subshift (resp. SFT).
- (3) If W is a \mathbb{Z}^2 -subshift with a fully supported measure, and there exists an N such that for every $w, w' \in L(W)$, there are patterns $w = w_1, w_2, \dots, w_N = w$ such that for all $i \in [1, N)$, w_i and w_{i+1} coexist in some point of W , then $f(W)$ has TCPE.

However, in light of the subsequent work by Barbieri and García-Ramos [1], stronger claims should be made about Pavlov's construction. We make the following definition.

Definition 4. *Let W be a \mathbb{Z}^2 -subshift. We say $(x, x') \in W$ is a transitivity pair if for every pair of patterns v, v' that appear in x and x' respectively, v and v' coexist in some point of W .*

Examination of Pavlov's proof shows he also proved the following. The point is that this transformation preserves many things about an SFT with a fully supported measure, while upgrading all transitivity pairs into entropy-or-equal pairs.

Theorem 7 (essentially Pavlov [13, Theorem 3.5]). *For any alphabet A , there is an alphabet B and a map taking any orbit of a point in $A^{\mathbb{Z}^2}$ to a union of orbits of points in $B^{\mathbb{Z}^2}$ with the following properties:*

- (1) $O(x) \neq O(x') \implies f(O(x)) \cap f(O(x')) = \emptyset$.
- (2) If W is a subshift (resp. SFT), then $f(W)$ is a subshift (resp. SFT).
- (3) If W is a subshift with a fully supported measure, then $f(W)$ has a fully supported measure.
- (4) If W is a subshift with a fully supported measure, and $x, x' \in W$, the following are equivalent:
 - (i) (x, x') is a transitivity pair in W .
 - (ii) (y, y') is an entropy-or-equal pair in $f(W)$ for some $(y, y') \in f(x) \times f(x')$
 - (iii) (y, y') is an entropy-or-equal pair in $f(W)$ for every $(y, y') \in f(x) \times f(x')$
- (5) If W is a subshift, $A \subseteq W$ is a shift-invariant set, and $x \in W$, then $x \in \overline{A}$ if and only if $f(x) \subseteq \overline{f(A)}$.

Proof. The proofs of (1)-(3) are exactly as in the original. The proof of (4) is also essentially there, if a bit roundabout. Here we sketch a direct route to (4), using the same language as in the original proof.

$(i) \implies (iii)$. First, suppose (x, x') is a transitivity pair. Let $(y, y') \in f(x) \times f(x')$, with $y \neq y'$, and fix S and $w = y \upharpoonright S$ and $w' = y' \upharpoonright S$ such that $w \neq w'$. Let v, v' be patterns in W such that v and v' induce w and w' . Then v appears in x and v'

appears in x' , so there is a point $x'' \in W$ in which v and v' both appear. Because W has a fully supported measure, we may assume that a pattern v''' containing both v and v' appears with positive density in x'' . Let $y'' \in f(x'')$ be chosen so that all ribbons of y are perfectly horizontal or vertical and spaced 3 apart. Pick an infinite, positive density subset of patterns in y'' which are induced by v''' and which are far enough apart. At each of these locations, finitely perturb the ribbons to wiggle a copy of w or w' (independent choice) into those locations. The independent choice is possible because the locations are far enough apart.

(ii) \Rightarrow (i). If $(y, y') \in f(x) \times f(x')$ is an entropy-or-equal pair, it is a transitivity pair. So if v and v' are patterns that appear in x and x' , they induce w and w' in y and y' , and there is some $y'' \in f(W)$ in which w and w' coexist. Then v and v' coexist in each element of $f^{-1}(y'')$.

For (5), the forward direction follows for any given $y \in f(x)$ by considering elements of $f(A)$ that have the same ribbon structure⁶ as y , and the reverse direction also follows by restricting attention to a single fixed ribbon structure. \square

For any subshift W , its transitivity pair relationship is closed. So we may define a *generalized transitivity* hierarchy similar to the TCPE hierarchy as follows.

Definition 5. If W is a subshift, define $T_1 \subseteq W^2$ to be its set of transitivity pairs. Then for each $\alpha < \omega_1$ define $T_{\alpha+1}$ to be the transitive closure of T_α if T_α is closed, and to be the closure of T_α otherwise. For λ a limit, define $T_\lambda = \bigcup_{\alpha < \lambda} T_\alpha$. We say that W is *generalized transitive* if there is some α such that $T_\alpha = W^2$, in which case the least such α is called the *generalized transitivity rank* of W .

Observe that the shifts with transitivity rank 1 are exactly the transitive ones. We have the following relationship between transitivity rank and TCPE rank.

Theorem 8. Suppose that W is a subshift with a fully supported measure. Let f be the operation of Theorem 7. Then $f(W)$ has TCPE if and only if W is generalized transitive, and in this case the TCPE rank of $f(W)$ and the transitivity rank of W coincide.

Proof. For any $T \subseteq W^2$, let $f(T)$ denote $\bigcup_{(x, x') \in T} f(x) \times f(x')$. Let E_α denote the sets of the TCPE hierarchy on $f(W)$. We claim that for all $\alpha \in [1, \omega_1)$, we have $f(T_\alpha) = E_\alpha$. The fact that $f(T_1) = E_1$ follows from Theorem 7 part (4). The limit step cannot cause any discrepancy. In consideration of the successor step, suppose that $f(T_\alpha) = E_\alpha$ for some α .

We claim T_α is closed if and only if E_α is closed. Observe T_1 is shift-invariant in the sense that $(x, x') \in T_1$ implies $O(x) \times O(x') \subseteq T_1$, and therefore each T_α is also shift-invariant in that sense (this shift-invariance is not destroyed by topological or transitive closures, or by limits). Therefore, if T_α is closed, its complement is a union of sets of the form $U_v \times U_{v'}$, where v and v' are patterns and

$$U_v := \{x : v \text{ appears in } x\}.$$

Therefore the complement of E_α is a union of sets of the form $f(U_v) \times f(U_{v'})$. Theorem 7 parts (1) and (5) imply that f maps open shift-invariant sets to open shift-invariant sets. Since the U_v are shift-invariant, it follows that if T_α is closed, then so is E_α . On the other hand, if T_α is not closed, there are $(x, x') \notin T_\alpha$ but $(x_n, x'_n) \in T_\alpha$ with $(x_n, x'_n) \rightarrow (x, x')$. Mapping these points all over to $f(W)$ using

⁶In [13], “the first two coordinates of y ”.

the same ribbon structure and same origin yields the analogous situation in E_α . This completes the proof of the claim that T_α is closed if and only if E_α is closed.

If T_α is closed, then it is easy to check that $(x, x') \in T_{\alpha+1}$ if and only if $f(x) \times f(x') \subseteq E_{\alpha+1}$. On the other hand, if T_α is not closed, then an argument as above shows that $(x, x') \in T_{\alpha+1}$ implies $f(x) \times f(x') \subseteq E_{\alpha+1}$ and vice versa. \square

Therefore it would suffice to show that the SFT Y_2 defined in the previous section has a fully supported measure and has generalized transitivity rank 3. Unfortunately, it is possible that Y_2 does not have a fully supported measure. However, the reasons are non-essential and we can modify the tiling construction to ensure a fully supported measure.

3.4. An SFT with a fully supported measure and generalized transitivity rank 3. We now describe why Y_2 may not have a fully supported measure, and how to fix this. We would like to show that given an element $x \in Y_2$ and a pattern $v \in x$, that there is some $x' \in Y_2$ such that v appears with positive density in x' . For simplicity, let us consider a type ∞ element of Y_2 in which the Y_1 part uses only the symbol \downarrow . Consider its tiling structure. We could imagine a very unlucky pattern v with the following properties:

- v is a macrotile located in in the computation part of its parent
- The parts of the parent computation that v sees are actually a rare combination that occurs in only one of all possible parent macrotiles
- The uniquely implied parent macrotile also has these three properties.

Such unlucky v may well exist, and if it exists it could occur at most one time in any configuration.

To fix this we use a trick similar to one Durand and Romashchenko used for a similar problem in [6]. We make a “trap zone” of size 2×2 child macrotiles, located in a part of the parent macrotile which is out of the computation zone and out of the way of the wires. Where exactly to put the trap zone can be efficiently computed in the same way as the wire layout is computed. We modify the consistency requirements for tiles whose location is north, south east or west of one of the tiles in the trap zone. Note that if a tile has three of its location parts in agreement, the location of that tile is determined. So if a tile knows itself (based on 3 location parts) to be a neighbor of the trap zone, then it will require only the consistency of the three location parts not touching the trap tile, and it will allow its trap-adjacent color to be unrestricted. Observe that because of the removed restrictions, any locally admissible 2×2 block of tiles is permitted to appear in the trap zone.

Now, the trapped tiles will display their parameter tapes.⁷ The trap neighbors must examine these tapes to get some information:

- What sizes of square have appeared in the trapped tile? (The trap neighbors make sure the true parent has recorded the numbers from the trapped tiles parameter tapes.)
- What partial sides and corners appear in the trapped tile? (This is also readable from the parameter tape of trapped tiles.)

⁷If a trapped tile thinks that it is a trap neighbor, it might display a false parameter tape on one of its sides! But its other side will have its true parameter tape. The information displayed by the trapped tiles is sufficient for the trap neighbors to correctly deduce which parameter tape is correct if two different tapes are offered.

The eight trap neighbors join forces with the four diagonal trap neighbors, using a new *trap information part* of their colors to pass information in a twelve-tile loop. The passed information is:

- the combined parameter tape information of all four trapped tiles
- any side messages that trap neighbors would have wanted to pass through the trap zone

Based on this information, the trap neighbors are fully equipped to fill in all the missing size-checking functions of the trapped tiles. If they are able to compute the size of a square whose corner is in the trapped tiles, they make sure the parent records that size. If they are not able to compute the size of such a square, they make sure the parent has recorded the deep coordinates of the partial sides in the trap zone. If the parent cites a trapped tile as justification for a size, the trap neighbors check if this is warranted. Finally, any messages that should have passed directly through the trapped tile are routed around it, and any messages that the trapped tile wanted to send out are sent with correct deep coordinates (the trapped tile would not have been able to compute the deep coordinates correctly on its own because it does not know its true location in the parent).

The consistency checks for these modifications are all efficient to compute. To summarize, let Y_3 be the SFT defined by superimposing the following computation onto Y_1 :

On input p, c :

- (1) Data format check. Change: The colors now have a trap information passing part of size $O(\log L_{i+1})$, used only by 12 trap neighbors.
- (2) Expanding tileset construction. Change: Relaxed consistency checks as appropriate for trap neighbors.
- (3) Size checking. Change: Trap neighbors do not exchange messages with the trapped tile. Any messages they wanted to send will be taken care of in Step 5. Whatever the trapped tiles hallucinate in the message fields is acceptable to trap neighbors.
- (4) Friendly neighbor steps. Change: Trap neighbors do not need to display their true parameter tape to the trapped tiles. Whatever the trapped tiles hallucinate in this field is acceptable to trap neighbors.
- (5) Trap neighbors: Read the parameter tapes of the trapped tiles, compute size checks, and reroute messages (described above).
- (6) Run forever.

Observe that X is still a factor of Y_3 . That is, the size-checking reconstruction and re-routing steps succeed in allowing the computations to record all the sizes and discover any discrepancies, just as in the proof of Proposition 2.

Lemma 3. *The SFT Y_3 has a fully supported measure.*

Proof. Suppose that w is a pattern that appears in some $x \in Y_3$. Since every pattern is eventually contained in a 2×2 block of macrotiles at some level, without loss of generality we can assume that w is a 2×2 block of macrotiles. Let $h : Y_3 \rightarrow Y_1$ be the obvious factor map. We choose a finite number n_0 as follows. If $\text{type}(h(x)) = n$ or $\text{type}(h(x)) = (n, n+1)$, let $n_0 = n$. If $\text{type}(h(x)) = \infty$, then $h(w)$ is either part of an interior of a square, or contains some combination of partial corners and/or partial sides. Though these partial squares are infinite in x , it is consistent with

$h(w)$ that they be completed into large finite squares. In this case, let n_0 be large enough that $(n_0, n_0 + 1) \in \text{type}(h(w))$.

Now, fix a tiling structure. The pattern w is the right shape to fit in a trap zone at some level. Trap zones the size of w appear with positive density. Let N be the number guaranteed by Lemma 1 for n_0 . Let M be a number large enough that every $M \times M$ square contains a w -sized trap zone that is fairly central: the trap zone is not closer than N pixels away from the edge of the $M \times M$ square. Build $y \in Y_1$ as follows. First lay n_0 -squares in horizontal stripes, so that the blank space between the stripes is M pixels tall. Then lay n_0 squares in vertical strips so that the blank space between the strips is M pixels wide. (It maybe necessary to play with the spacing of n_0 -squares, adjacent vs. a one-pixel gap, in order to achieve this, but M is bigger than N , so it is possible.) Then put $h(w)$ into one fairly central trap zone in each $M \times M$ blank region. Then use Lemma 1 to fill in n_0 -squares and $(n_0 + 1)$ -squares through the entire remaining space in each region. The result is an element $y \in Y_1$.

Now we fill in all the colors via an algorithm similar to that in Proposition 1, but our task is easier because of the trap zones, and we can force w to appear in all the trap zones that have $h(w)$. These trap zones occur with positive density. Call them *target zones*.

There are only two parts of the algorithm in Proposition 1 that were not deterministic. One was the choice of justifications. The other non-deterministic part (which was not mentioned in Proposition 1 because trap zones had not yet been introduced) is the trapped tiles' choice of hallucination. Any locally admissible choice for the macrocolors of the trapped tiles is acceptable to use because internal restrictions still require the trapped tiles to display their true parameter tapes, and the trap neighbors can use those tapes to reroute all the necessary information and do the necessary checks.

Now fill in the colors at level $i_0, i_0 + 1, \dots$ by doing the following at level i :

- (1) Observe the parameter tapes at level i have already been fixed. This fixes friendly neighbor parameter colors with one exception: trap neighbors do not display their own parameter tape to the trap zone, but leave this blank for now.
- (2) Fill in the complete macrocolors of the level i trapped tiles. These macrocolors can be filled in any way that is consistent with the trapped tiles' parameter tapes, and the trapped tiles must be consistent with each other. Other than that, there is free choice of colors. However, tiles in a target zone use this freedom to copy w .
- (3) Fill in all locations parts not yet filled (deterministic).
- (4) Fill in all message passing not yet filled (deterministic).
- (5) Fill in all trap information sharing and re-routing (deterministic).
- (6) Set parameter tapes at level $i + 1$, choosing justifications in any way (if not inside a target zone) or copying w (if inside a target zone).
- (7) Only wire and computation bits remain; we may proceed to level $i + 1$.

We have constructed an element of Y_3 in which w appears with positive density. \square

Lemma 4. *The SFT Y_3 has generalized transitivity rank 3.*

Proof. We claim that x, x' in Y_3 are a transitivity pair exactly when $h(x), h(x')$ in X are an entropy-or-equal pair. This is determined by type (see Lemma ??). When $h(x), h(x')$ are not an entropy-or-equal pair, observe it always happens for a particularly strong reason: $h(x)$ and $h(x')$ were not even a transitivity pair. Therefore, x, x' cannot be a transitivity pair either. On the other hand, if $h(x)$ and $h(x')$ have compatible type, then for any patterns $w \in x$ and $w' \in x'$, there is an n_0 such that $(n_0, n_0 + 1) \in \text{type}(h_1(w)) \cap \text{type}(h_1(w'))$. As in the previous lemma, it suffices to consider w and w' which are the same size and which each consist of four macrotiles in a 2×2 arrangement. As in the previous lemma, construct $y \in Y_1$ by fixing a tiling structure, laying n_0 -squares in an $M \times M$ grid pattern for large enough M , placing $h_1(w)$ or $h_1(w')$ (free choice) in fairly central trap zones in each $M \times M$ region, and then filling in the rest of y and the computations just as in the previous lemma.

To complete the proof, observe that if $y_n \rightarrow y \in Y_3$ then $h(y_n) \rightarrow h(y) \in X$, and that if $x_n \rightarrow x \in X$, there are $y_n \in h^{-1}(x_n), y \in h^{-1}(x)$ such that $y_n \rightarrow y$. \square

Theorem 9. *There is a \mathbb{Z}^2 -SFT with TCPE rank 3.*

Proof. Our example is $f(Y_3)$, where f is the map from Theorem 7. Apply that theorem, Lemma 3 and Lemma 4. \square

4. A FAMILY OF \mathbb{Z}^2 SHIFTS

To generalize the previous construction to all computable ordinals, we define a transformation whose input is a tree $T \subseteq \omega^{<\omega}$ and whose output is a subshift $X_T \subseteq 2^{\mathbb{Z}^2}$, whose TCPE status and rank are controlled by properties of T . It will be technically more convenient to use trees $T \subseteq \Omega^{<\omega}$, where $\Omega = \{(n, n+1) : n \in \omega\}$.

4.1. Definition of the family of shifts.

Definition 6. *Given square patterns $A, B \in 2^{[0,m)^2}$, and subpatterns $C \preceq A, D \preceq B$, let $R_{A,B,C,D}$ denote the set of restrictions which say: in every configuration in which both a C and a D appear, both an A and a B must appear. Furthermore every occurrence of A or B must have another occurrence of A or B directly north, south, east and west.*

Informally, when restrictions $R_{A,B,C,D}$ are applied, the permitted configurations fall into two categories. Configurations in which C and D do not coexist are unrestricted. But in configurations where C and D do coexist, the configuration can be understood as an (affine) configuration on $\{A, B\}^{\mathbb{Z}^2}$.

Definition 7. *For each $\sigma \in \Omega^{<\omega}$, define A_σ, B_σ to be the following patterns in $2^{[0,m)^2}$ (where m depends on σ). Let $A_\lambda = 0$ and $B_\lambda = 1$. If A_σ and B_σ have already been defined, let $B_{\sigma \frown (n, n+1)}$ be an $(n+1)$ -square on alphabet $\{A_\sigma, B_\sigma\}$, and let $A_{\sigma \frown (n, n+1)}$ be an n -square on the same alphabet, plus a row of B_σ along the top*

and along the right side (to make it the same size as $B_{\sigma \wedge (n,n+1)}$).

$$A_{\sigma \wedge (n,n+1)} = \begin{array}{cccccc} B_\sigma & \dots & \dots & \dots & \dots & B_\sigma \\ A_\sigma & \dots & \dots & \dots & A_\sigma & \vdots \\ \vdots & B_\sigma & \dots & B_\sigma & \vdots & \vdots \\ \vdots & \vdots & \ddots & \vdots & \vdots & \vdots \\ \vdots & B_\sigma & \dots & B_\sigma & \vdots & \vdots \\ A_\sigma & \dots & \dots & \dots & A_\sigma & B_\sigma \end{array}, B_{\sigma \wedge (n,n+1)} = \begin{array}{cccccc} A_\sigma & \dots & \dots & \dots & \dots & A_\sigma \\ \vdots & B_\sigma & \dots & \dots & B_\sigma & \vdots \\ \vdots & \vdots & \ddots & \vdots & \vdots & \vdots \\ \vdots & \vdots & & \ddots & \vdots & \vdots \\ \vdots & B_\sigma & \dots & \dots & B_\sigma & \vdots \\ A_\sigma & \dots & \dots & \dots & \dots & A_\sigma \end{array}$$

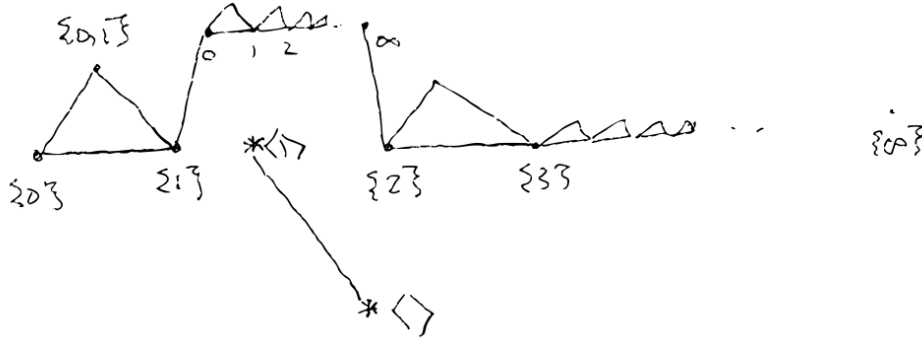
Definition 8. Definition of R_σ and F_σ .

- (1) No restrictions are imposed by R_λ . For $\sigma \in \Omega^{<\omega}$ of length at least 1, write $\sigma = \rho \wedge (n, n+1)$, let R_σ denote $R_{A_\rho, B_\rho, C, B_\rho}$, where C is the n -square on alphabet $\{A_\rho, B_\rho\}$.
- (2) Let F_σ denote F_{A_σ, B_σ} , with the F restrictions as in Definition 2.

Definition 9. For any tree $T \subseteq \Omega^{<\omega}$, define X_T to be the subshift defined by forbidding R_σ and F_σ for each $\sigma \in T$.

Observe that if $T = \{\lambda\}$, then R_λ makes no restrictions and $F_\lambda = F_{0,1}$ ensures that X_T is equal to the subshift X considered in the previous section.

The intuition behind the definition can be understood by considering the simple case $T = \{\lambda, (1, 2)\}$. We will speak about this case informally in order to motivate the subsequent arguments. The entropy pair relations for X_T are pictured in Figure 4.1⁸. Because $\lambda \in T$, X_T is a subshift of X . The inclusion of $R_{(1,2)}$ removes



many elements of X which had type $(1, 2)$, and the remaining elements of type $(1, 2)$, the pattern of 1-squares and 2-squares is very regular, these elements can be understood as configurations on the alphabet $A_{(1,2)}, B_{(1,2)}$. Therefore it makes sense to apply $F_{(1,2)}$ to these configurations. This causes a fracturing of the $(1, 2)$ type into subtypes:

$$(1, 2) \wedge 0, (1, 2) \wedge (0, 1), (1, 2) \wedge 1, \dots, (1, 2) \wedge \infty,$$

similar to how X was fractured. In X , an element of type 1 was an entropy pair with an element of type 2, but in X_T , no element of type 1 is an entropy pair with

⁸ The figure is accurate other than a technical caveat about alignment; technically there are 16 parallel widgets between type 1 and type 2.

any element of type 2, for the same reason that $0^{\mathbb{Z}^2}$ (type 0) and $1^{\mathbb{Z}^2}$ (type ∞) were not entropy pairs in X (the connecting configurations would need to contain both 0-squares on alphabet $\{A_{(1,2)}, B_{(1,2)}\}$ and n -squares on the same alphabet, where n is large).

Note, however, that among configurations with subtype $(1,2) \wedge 0$, there is one which is just an infinite array of $A_{(1,2)}$, i.e. an orderly array of 1-squares on the original alphabet. Therefore this configuration is also in some sense type 1. Similarly, there is a configuration with subtype $(1,2) \wedge \infty$ which is just an infinite array of $B_{(1,2)}$, i.e. consists of tightly packed 2-squares on the original alphabet. Therefore this configuration is in some sense type 2. These connections provide the reason why X_T still has TCPE (in fact, TCPE rank 4). The first step E_1 is as in Figure 4.1. The equivalence relation E_2 has three classes, which could be named “types less than $(1,2) \wedge \infty$ ”, “finite types $\geq (1,2) \wedge \infty$ ” and “ ∞ ”. The closed relation E_3 provides connections from the first equivalence class to the special $(1,2) \wedge \infty$ element, and from the second equivalence class to the ∞ element. And E_4 is everything.

4.2. Types and the Hausdorff derivative. We assign each $x \in X_T$ a *type* and an *alignment*. The type of x is a string in $(\omega \cup \Omega \cup \{\infty\})^{\leq \omega}$ which depends on x and T . The *alignment* is an element of $(\mathbb{N}^2)^{\leq \omega}$.

Given $\sigma \in \Omega^{<\omega}$, let $j_\sigma \in \mathbb{N}$ be the unique number such that $A_\sigma, B_\sigma \in 2^{[0, j_\sigma)^2}$

Definition 10. Given $\sigma \in \Omega^{<\omega}$, we say that $x \in 2^{\mathbb{Z}^2}$ is σ -regular if there is some $g \in [0, j_\sigma)^2$ such that for all $h \in (j_\sigma \mathbb{Z})^2$, $x \upharpoonright ([0, j_\sigma)^2 + h + g)$ is equal to either A_σ or B_σ . If such g exists it is unique and we say g is the σ -alignment of x .

That is, x is σ -regular if x can be parsed as a tiling on alphabet $\{A_\sigma, B_\sigma\}$. Observe that if x is σ -regular, then x is τ -regular for every $\tau \preceq \sigma$, and x is not τ -regular for any τ that is incomparable with σ .

Definition 11. For a tree $T \subseteq \Omega^{<\omega}$ and $x \in X_T$, define $\text{type}_T(x)$ as follows. Let $\rho \in T \cup [T]$ be longest such that x is ρ -regular.

- If $\rho \in [T]$, define $\text{type}_T(x) = \rho$.
- If $\rho \in T$, consider x as a configuration on alphabet $\{A_\rho, B_\rho\}$ and let $t \in \omega \cup \Omega \cup \{\infty\}$ be its unique type in the sense of Definition 3. Then define $\text{type}_T(x) = \rho \hat{\ } t$.

If $\sigma \in T$ and $x \in X_T$ is σ -regular, then if x' denotes the shift of x by any amount not in $(j_\sigma \mathbb{Z})^2$, in general x and x' will not be an entropy pair, because their alignment is off. In practice this does not cause any difficulties because the alignments get progressively washed out at limit stages of the TCPE ranking process. So with the caveat that alignments are much less important than the types, but still necessary for the reader who wants all details, we define them as follows.

Definition 12. For a tree $T \subseteq \Omega^{<\omega}$ and $x \in X_T$, define $\text{alignment}_T(x)$ as follows. Let $\rho \in T \cup [T]$ be longest such that x is ρ -regular. Define $\text{alignment}_T(x)$ to be the unique string $\nu \in (\mathbb{N}^2)^{\leq \omega}$ such that $|\nu| = |\rho|$ and for all $k < |\nu|$, $\nu(k)$ is the $(\rho \upharpoonright k)$ -alignment of x .

Every type is an element of $(\omega \cup \Omega \cup \infty)^{\leq \omega}$. Which of these elements actually appear as types?

Definition 13. Given $T \in \Omega^{<\omega}$, define

$$T^+ = \{\sigma^\wedge a : \sigma^\wedge a \notin T, \sigma \in T, a \in \omega \cup \Omega \cup \{\infty\}\}.$$

Proposition 3. For $T \in \Omega^{<\omega}$, we have $\{\text{type}_T(x) : x \in X_T\} = T^+ \cup [T]$.

Proof. If $\text{type}_T(x)$ is infinite, then $\text{type}_T(x) \in [T]$. It is easy to construct x of given infinite type. If $\text{type}_T(x) = \rho^\wedge t$ as in Definition 11, suppose for contradiction that $\rho^\wedge t \in T$. Then $t = (n, n+1)$ for some n , so x contains both an n -square and an $(n, n+1)$ -square on alphabet $\{A_\rho, B_\rho\}$. Since $\rho^\wedge t \in T$, the restrictions $R_{\rho^\wedge t}$ are present and apply to x . Therefore x is $\rho^\wedge t$ -aligned, contradicting the initial choice of ρ . On the other hand it is easy to construct an $x \in X_T$ with $\text{type}_T(x) = \rho^\wedge t \in T^+$, by constructing any configuration of type t on alphabet $\{A_\rho, B_\rho\}$. \square

We put the following natural linear order on $\omega \cup \Omega \cup \infty$:

$$0 < (0, 1) < 1 < (1, 2) < 2 < \dots < \infty.$$

This induces a lexicographic order on types.

Definition 14. Let L_T be the linear order $(\{\text{type}_T(x) : x \in X_T\}, \leq_{\text{lex}})$.

Finally, it will be convenient to consider only those T where the branches of T are spread out a little bit. Define $2\Omega = \{(2n, 2n+1) : n \in \omega\}$. If $T \in (2\Omega)^{<\omega}$, we still have $\{\text{type}_T(x) : x \in X_T\} \subseteq (\omega \cup \Omega \cup \{\infty\})^{\leq \omega}$ because the “odd” elements of Ω can still appear at the end of $\text{type}_T(x)$.

Recall the *Hausdorff derivative* is the following operation on linear orders. Given a linear order L , define an equivalence relation H on L by aHb if there are only finitely many c with $a \leq c \leq b$ or $b \leq c \leq a$. The equivalence classes are well-behaved with respect to the order. Output the linear order L' whose elements are the H -equivalence classes.

The α -th Hausdorff derivative is then defined by transfinite iteration of the Hausdorff derivative. (At limit stages, take the union of all equivalence relations defined so far.)

Recall that a linear order is *scattered* if \mathbb{Q} cannot be order-embedded into it. It is well-known that repeated applications of the Hausdorff derivative stabilize to the equivalence relation L^2 if and only if L is scattered. The *Hausdorff rank* of a scattered linear order is the least α at which this occurs.

4.3. TCPE ranks of these shifts. For $T \in (2\Omega)^{<\omega}$, we show that X_T has TCPE if and only if $\{\text{type}_T(x) : x \in X_T\}$ is scattered when considered as a linear order with the lexicographical ordering. Furthermore, there is a precise level-by-level correspondence between the TCPE rank of X_T and the Hausdorff rank of L_T .

Theorem 10. Given $T \subseteq (2\Omega)^{<\omega}$, the shift X_T has TCPE if and only if L_T is scattered. Furthermore, if X_T has TCPE rank α and L_T has Hausdorff rank β , then $\alpha \in \{2\beta - 1, 2\beta\}$.

For the rest of this section, $T \subseteq (2\Omega)^{<\omega}$ is some tree. The lexicographic order on types can be lifted to X_T .

Definition 15. Define a total pre-order on X_T by $x \leq_{\text{lex}} y$ if $\text{type}_T(x) \leq_{\text{lex}} \text{type}_T(y)$.

The lifted pre-order relates to the topology of X_T in the following sense.

Lemma 5. *If $x_n \rightarrow x \in X_T$ in its topology, and $\rho_1 <_{\text{lex}} \text{type}_T(x) <_{\text{lex}} \rho_2$ for some types ρ_1 and ρ_2 , then for sufficiently large m , we have $\rho_1 \leq_{\text{lex}} \text{type}_T(x_m) \leq_{\text{lex}} \rho_2$.*

Proof. First, let $\rho \in T$ be longest such that $\rho < \rho_1$ and $\rho < \text{type}_T(x)$. Let t_1 and t be the next symbols of each type, that is $\rho^\wedge t_1 \preceq \rho_1$ and $\rho^\wedge t \preceq \text{type}_T(x)$. We know that $t_1 < t$. If $t = (n, n+1)$, then x contains both an n -square and an $(n+1)$ -square on alphabet $\{A_\rho, B_\rho\}$, so for sufficiently large m , each x_m also contains these features. So for sufficiently large m , we have $\rho^\wedge t < \text{type}_T(x_m)$, and thus $\rho_1 <_{\text{lex}} \text{type}_T(x_m)$. If $t = n$ for some $n \in \omega$, then $n \neq 0$ (otherwise ρ_1 could not be less), and for sufficiently large m , x_m must also contain an n -square on alphabet $\{A_\rho, B_\rho\}$. Therefore, we eventually have $\rho^\wedge(n-1, n) \leq_{\text{lex}} \text{type}_T(x_m)$. If $\rho_1 = \rho^\wedge(n-1, n)$, we are done with this case. If ρ_1 is longer, that means that $\rho^\wedge(n-1, n) \in T$. We know that x is not $\rho^\wedge(n-1, n)$ -aligned (if it were, we would have chosen a longer ρ). Therefore, there is some pattern in x that contains n -squares which are arranged in a way incompatible with such an alignment. For sufficiently large m , the configurations x_m also contain such an arrangement. Thus for sufficiently large m , these x_m cannot contain an $(n-1)$ -square, so $\rho^\wedge(n-1, n) <_{\text{lex}} \text{type}_T(x_m)$. Finally, if $t = \infty$, then t_1 is finite, but x contains arbitrarily large blocks of B_ρ . For sufficiently large m , each x_m contains blocks of B_ρ large enough to ensure that $\rho^\wedge t_1 <_{\text{lex}} \text{type}_T(x_m)$.

The argument for the upper bound is similar. Let $\rho \in T$ be longest such that $\rho < \rho_2$ and $\rho < \text{type}_T(x)$, and let t, t_2 be such that $\rho^\wedge t < \text{type}_T(x)$ and $\rho^\wedge t_2 < \rho_2$. If $t \in \Omega$ the argument is as above. If $t = n \in \omega$ then now $n = 0$ is possible, but in any case the argument is as above. And $t = \infty$ is not possible because then there is nothing that ρ_2 could be. \square

Let $H_\alpha \subseteq X_T^2$ be the associated liftings of the Hausdorff derivatives L_T^α of L_T . That is, if we let $[\rho]_\alpha$ denote the equivalence class of the type ρ in L_T^α , we have

$$H_\alpha = \{(x, y) : \text{type}_T(x) \in [\text{type}_T(y)]_\alpha\}.$$

In particular, H_1 is the set of all (x, y) for which there are only finitely many types between $\text{type}_T(x)$ and $\text{type}_T(y)$.

Lemma 6. *For $x, y \in X_T$, if there are infinitely many types between $\text{type}_T(x)$ and $\text{type}_T(y)$, then x and y are not a transitivity pair.*

Proof. We can assume that $x <_{\text{lex}} y$. Supposing that x and y are a transitivity pair, we show that there are not infinitely many types between them. Let $\rho \in T$ be longest such that $\rho < \text{type}_T(x)$ and $\rho < \text{type}_T(y)$. Let $t_x, t_y \in \omega \cup \Omega \cup \{\infty\}$ such that $\rho^\wedge t_x < \text{type}_T(x)$ and $\rho^\wedge t_y < \text{type}_T(y)$. Then $t_x < t_y$. Thus $t_x \neq \infty$, so x contains a copy of A_ρ , and $t_y \neq 0$, so y contains a copy of B_ρ . Therefore, any configuration in which large patterns from x and y coexist contains both an A_ρ and a B_ρ , and is thus subject to the restrictions R_ρ and F_ρ . Relative to the alphabet $\{A_\rho, B_\rho\}$, if x contains an n -square, then y cannot contain any square larger than $n+1$ (including infinite partial squares).

So if $t_x = n$, then $t_y \in \{(n, n+1), n+1\}$. If $(n, n+1) \notin T$, then there are only finitely many types between x and y , so we are done. If $(n, n+1) \in T$, then y cannot contain $(n+1)$ -square. If it did, x and y would not be a transitivity pair, because an element with sufficiently large patterns from x contains a pattern which has n -squares but is not $\rho^\wedge(n, n+1)$ -aligned; if such an element also contains $(n+1)$ -square, it would be forbidden. Therefore, if $(n, n+1) \in T$, the only possibility is

$t_y = (n, n+1)$, but y contains only n -squares, that is, y is an array of $A_{\rho \wedge (n, n+1)}$, and $\text{type}_T(y) = \rho \wedge (n, n+1) \wedge 0$. Thus x and y have successor types in this case.

Since $t_x \neq \infty$, the last case to consider is if $t_x = (n, n+1)$ for some n . Then the only option for t_y is $t_y = n+1$. If $(n, n+1) \notin T$, we are done, so suppose that $(n, n+1) \in T$. Then x cannot contain an n -square. If it did, then any configuration containing large patterns from x and y would contain an n -square from x , an $(n+1)$ -square from y , and an arrangement of $(n+1)$ -squares from y that is incompatible with a $\rho \wedge (n, n+1)$ -alignment; this is forbidden. Since x contains no n -squares, it must be that x is an infinite array of $B_{\rho \wedge (n, n+1)}$, and thus $\text{type}_T(x) = \rho \wedge (n, n+1) \wedge \infty$. Therefore, x and y have successor types. \square

It follows that if x and y do not satisfy xH_1y , then x and y are not an entropy pair, and furthermore there is no finite chain $x = z_0, z_1, \dots, z_n = y$ in which each z_i, z_{i+1} is an entropy pair (between some z_i and z_{i+1} there will be infinitely many types). This shows that $E_2 \subseteq H_1$.

The relations H_β have the following nice property.

Definition 16. A equivalence relation $F \subseteq X_T^2$ is interval-like if for all $x \leq_{\text{lex}} y \leq_{\text{lex}} z$ in X_T , if xFz then xFy and yFz .

Note that if F is interval-like, there is a natural ordering on the equivalence classes of F defined by $[x]_F < [y]_F$ if and only if for all $x' \in [x]_F$ and all $y' \in [y]_F$, we have $x' <_{\text{lex}} y'$.

To show the first half of Theorem 10, we take advantage of the fact that the subshift X_T was designed to have topological connectedness roughly corresponding to the order topology on L_T . Since the topological closure operation cannot do much more than connect elements from successor equivalence classes,⁹ the combined double-operation of the TCPE process cannot connect things faster than the Hausdorff derivative.

Lemma 7. For all $\beta \geq 1$, we have $E_{2\beta} \subseteq H_\beta$.

Proof. By induction. The case $\beta = 1$ was dealt with above. The limit case is clear. For the successor case, suppose that $E_{2\beta} \subseteq H_\beta$. Since $E_{2\beta+2}$ is obtained by taking two closure operations on $E_{2\beta}$, we are done if we can show that applying the same two closure operations to H_β yields a subset of $H_{\beta+1}$.

Let H'_β denote the topological closure of H_β in X_T^2 . If $(x, y) \in H'_\beta$, then there is a sequence $(x_n, y_n)_{n \in \omega}$ of elements of H_β whose limit is (x, y) . Without loss of generality, assume that $[x]_\beta < [y]_\beta$. We would like to conclude that there are only finitely many H_β -equivalence classes between $[x]_\beta$ and $[y]_\beta$. Suppose for contradiction that there are $z, w \in X_T$ such that $[x]_\beta < [z]_\beta < [w]_\beta < [y]_\beta$. Because H_β is interval-like, we have $x <_{\text{lex}} z$, so by Lemma 5, eventually $x_n \leq_{\text{lex}} z$. Similarly, eventually we have $w \leq_{\text{lex}} y_n$. However, this is a contradiction, because each $(x_n, y_n) \in H_\beta$ and H_β is interval-like.

Let H''_β denote the symmetric and transitive closure of H'_β . If $(x, y) \in H''_\beta$ then there is a sequence $x = z_1, \dots, z_n = y$ such that each $(z_i, z_{i+1}) \in H'_\beta$. Therefore there are at most finitely many H_β -equivalence classes between $[x]_\beta$ and $[y]_\beta$. So $(x, y) \in H_{\beta+1}$. \square

⁹Technically a connection is possible from $[x]_\beta$ to $[y]_\beta$ if there is at most one equivalence classes between $[x]_\beta$ and $[y]_\beta$, but this is good enough.

Now we turn our attention to showing that the TCPE process connects things as quickly as the Hausdorff derivative allows, subject to a small caveat about alignment.

Take as an example the case $T = \{\lambda, (1, 2)\}$ which was discussed at the start of this section. It is easy to construct configurations $x, y \in X_T$ where for example each may have type $(1, 2) \wedge 3$, and yet x and y are not an entropy pair, because the $\{A_{(1,2)}, B_{(1,2)}\}$ grid of x may be off by a single pixel shift from the corresponding grid of y . Thus patterns of x and y cannot be independently swapped. Now, x and y are a transitivity pair, so we could solve this issue by putting X_T on fabric as in Theorem 7. However, we have not yet added in the computation part, and if we make X_T all wiggly before adding the computation, the required algorithm becomes very messy. It is simpler instead to notice that all we need to prove the theorem is to show that the TCPE derivation process already proceeds fast enough when its domain is restricted to a subset of X_T on which all alignments are compatible. If the derivation process goes fast enough on each restricted domain, its progress cannot get slower when all the domains are considered together.

Definition 17. *An alignment family is a function $a : T \rightarrow \mathbb{N}^2$ such that for every $\rho \in T$, there is an $x \in X_T$ such that $\rho \prec \text{type}_T(x)$ and $a(\tau)$ is the τ -alignment of x for all $\tau \preceq \rho$.*

If you imagine building such a in layers starting with defining $a(\lambda)$ (which has to be $(0,0)$), then defining a on all strings of length 1, etc, at each ρ the values of $a(\tau)$ for $\tau \prec \rho$, as well as the value at $\rho(|\rho| - 1)$, place some simple and deterministic restrictions on what $a(\rho)$ can be, and other than that you have free choice of $a(\rho)$. The important point, which the reader can verify, is that for every $x \in X_T$, there is an alignment family a such that for all $\rho \in T$ with $\rho \prec \text{type}_T(x)$, we have $a(\rho)$ is the ρ -alignment of x . Just fill in a in layers, but when there is a choice at some $\rho \prec \text{type}_T(x)$, copy the alignment of x .

Given an alignment family a , let X_T^a denote the subset of X_T consisting of all those x for which the ρ -alignment of x is $a(\rho)$ for every ρ for which x is ρ -regular. We see that $X_T = \cup_a X_T^a$, however any given x is in multiple of these sets, and some x , such as for example $1^{\mathbb{Z}^2}$, are in all of them. For each ordinal α and alignment family a , let H_α^a and E_α^a denote the restrictions of H_α and E_α to X_T^a respectively.

Lemma 8. *Suppose $x, y \in X_T$ such that x and y have the same ρ -alignment for any ρ such that x and y are both ρ -regular. Then*

- (1) *If $\text{type}_T(x) = \text{type}_T(y)$ then x and y are an entropy-or-equal pair.*
- (2) *If there are no types strictly between $\text{type}_T(x)$ and $\text{type}_T(y)$, then there are $x' \equiv_{\text{lex}} x$ and $y' \equiv_{\text{lex}} y$, with the same alignments as x and y , such that x' and y' are an entropy-or-equal pair.*

Proof. Without loss of generality assume that $x \leq_{\text{lex}} y$. Let $\rho \in T \cup [T]$ be longest such that $\rho \prec \text{type}_T(x)$ and $\rho \prec \text{type}_T(y)$. If $\rho \in T$ then x and y can both be understood as configurations on the alphabet $\{A_\rho, B_\rho\}$. In the following cases we will refer several times to n -squares and appeal several times to Lemma 2. In all cases, these references should be understood with respect to the alphabet $\{A_\rho, B_\rho\}$.

Case 1. Suppose $\text{type}_T(x) = \rho \wedge n$ where $n \in \omega$. If $\text{type}_T(y)$ is either $\rho \wedge n$ or $\rho \wedge (n, n+1)$, then x and y are an entropy pair by Lemma 2. If $\rho \wedge (n, n+1) \in T$ then the L_T -successor of $\rho \wedge n$ is $\rho \wedge (n, n+1) \wedge 0$. If this is $\text{type}_T(y)$, let y' be

a configuration which consists of tiling the plane with $A_{\rho^\wedge(n,n+1)}$, using A_ρ and B_ρ in the appropriate alignment. This configuration counts as type 0 relative to the alphabet $\{A_{\rho^\wedge(n,n+1)}, B_{\rho^\wedge(n,n+1)}\}$ because squares are allowed to be flush next to each other, so this is the tightest possible packing of 0-squares relative to $\{A_{\rho^\wedge(n,n+1)}, B_{\rho^\wedge(n,n+1)}\}$. Therefore, $y' \equiv_{\text{lex}} y$. (This is why we must permit squares to touch, and it is the only place where that distinction is needed). Now y' , like x , contains only n -squares; it is just a coincidence that y' is $\rho^\wedge(n, n+1)$ -regular, and the entropy pairhood of x and y' can be realized by elements of type $\rho^\wedge n$.

Case 2. Suppose $\text{type}_T(x) = \rho^\wedge \infty$. Since $\rho \prec \text{type}_T(y)$, it must be that $\text{type}_T(y)$ is also $\rho^\wedge \infty$. The proof of Lemma 2 for the case where both configurations have type ∞ shows that x and y will be an entropy-or-equal pair if there are infinitely many t such that $\rho^\wedge(n, n+1) \notin T$. This condition is satisfied because $T \subseteq (2\Omega)^{<\omega}$. This is one of two places where it is used that $T \subseteq (2\Omega)^{<\omega}$ rather than $\Omega^{<\omega}$.

Case 3. Suppose $\text{type}_T(x) = \rho^\wedge(n, n+1)$, where $(n, n+1) \notin T$. Then $\text{type}_T(y)$ is one of $\rho^\wedge(n, n+1)$ or $\rho^\wedge(n+1)$, and x and y are an entropy pair by Lemma 2.

Case 4. Suppose $\rho^\wedge(n, n+1) \prec \text{type}_T(x)$, where $\rho^\wedge(n, n+1) \in T$. By the choice of ρ we know that y is not ρ -aligned, so the only way to get x and y to be \leq_{lex} -successors is if $\text{type}_T(x) = \rho^\wedge(n, n+1)^\wedge \infty$ and $\text{type}_T(y) = \rho^\wedge(n+1)$. Let x' be a configuration which consists of tiling the plane with $B_{\rho^\wedge(n,n+1)}$, using A_ρ and B_ρ with the proper alignment. Then $x' \equiv_{\text{lex}} x$, and x' contains only $(t+1)$ -squares; it is just a coincidence that x' is $\rho^\wedge(n, n+1)$ -regular, and the entropy pairhood of x' and y can be realized by elements of type $\rho^\wedge(n+1)$.

Case 5. Suppose that $\text{type}_T(x) = \rho$ where $\rho \in [T]$. Then ρ has no \leq_{lex} -successor, so $\text{type}_T(y) = \rho$ as well. Suppose that u is a finite pattern in x and v is a finite pattern in y . Then for some $\tau \prec \rho$, u and v are each contained in a 2×2 block of the alphabet $\{A_\tau, B_\tau\}$, so assume that u and v are each just a 2×2 block on that alphabet. Based on just a 2×2 block, the potential types of u and v relative to alphabet $\{A_\tau, B_\tau\}$ are almost unrestricted (the only restriction is if all four are B_τ , in which case there must be a n -square with $n \geq 2$ relative to alphabet $\{A_\tau, B_\tau\}$). So by Lemma 1, we may make independent choices of u and v on a set of small enough positive density and fill in the gaps to produce a configuration of type $\tau^\wedge(2n+1, 2n+2)$ for any $n \geq 1$. We have no alignment restrictions (beyond sticking to the alphabet $\{A_\tau, B_\tau\}$) when building a configuration of this type because $T \subseteq (2\Omega)^{<\omega}$ (the second of two places where this assumption on T is used.) Therefore, x and y are an entropy-or-equal pair. \square

Therefore, we may conclude that for each a , we have $H_1^a = E_2^a$. (We have already shown previously that $E_2 \subseteq H_1$.)

Lemma 9. Fix an alignment family a . If F is an interval-like equivalence relation on X_T^a with $H_1^a \subseteq F$, and $[x]_F, [y]_F$ are a successor pair of F -equivalence classes, then the topological closure of F contains a pair (x', y') with $x' \in [x]_F$ and $y' \in [y]_F$.

Proof. We may assume $[x]_F < [y]_F$.

Case 1. Suppose there is a longest $\rho \in T$ such that there exist $x' \in [x]_F$ and $y' \in [y]_F$ with $\rho \prec \text{type}_T(x')$, and $\rho \prec \text{type}_T(y')$. Let $t \in \Omega \cup \omega$ be largest such that for some $x' \in [x]_F$, we have $\rho^\wedge t \prec \text{type}_T(x')$, if such t exists.

If no such t exists, then $[x]_F$ has elements of type $\rho^\wedge n$ for arbitrarily large $n \in \omega$ and $[y]_F$ has all the a -aligned elements of type $\rho^\wedge \infty$ (since $[y]_F$ does have something

whose type starts with ρ , and ∞ is all that is left). For each sufficiently large n , let $x_n \in [x]_T$ be a configuration of type $\rho \hat{\ } n$. Every limit point y' of this sequence has type $\rho \hat{\ } \infty$. So (x, y') is in the closure of F via a subsequence of $(x, x_n)_{n \in \omega}$.

If t exists, then $[x]_F$ contains a \leq_{lex} -greatest type, which is $\rho \hat{\ } t$ if $\rho \hat{\ } t \notin T$, and which is $\rho \hat{\ } t \hat{\ } \infty$ if $\rho \hat{\ } t \in T$. Letting s be the successor of $t \in \Omega \cup \omega$, $[y]_F$ contains a \leq_{lex} -least type, which is $\rho \hat{\ } s$ if $\rho \hat{\ } s \notin T$, and $\rho \hat{\ } s \hat{\ } 0$ if $\rho \hat{\ } s \in T$. But that implies that some $x' \in [x]_F$ and $y' \in [y]_F$ are a \leq_{lex} -successor pair, contradicting that $H_1^a \subseteq F$.

Case 2. There is some infinite $\rho \in [T]$ such that for each $\tau \prec \rho$, there are $x' \in [x]_F$ and $y' \in [y]_F$ which are τ -aligned. The elements of type ρ are either in $[x]_T$ or in $[y]_T$. If they are in $[x]_T$ then for all sufficiently large n , there is $y_n \in [y]_T$ with $\text{type}_T(y_n) = (\rho \upharpoonright n) \hat{\ } \infty$. Every limit point x' of this sequence has type ρ , because the larger and larger alphabets $\{A_{\rho \upharpoonright n}, B_{\rho \upharpoonright n}\}$ are adopted cofinally in this sequence. Similarly, if the type ρ elements are in $[y]_T$, we can define x_n to be a configuration of type $(\rho \upharpoonright n) \hat{\ } 0$, and any limit point y' has type ρ for the same reason. \square

Proof of Theorem 10. By Lemma ??, we know that for all $\beta \geq 1$, we have $H_\beta \supseteq E_{2\beta}$. This shows that if L_T has Hausdorff rank β , then the TCPE rank of X_T is at least $2\beta - 1$, and that if L_T is not scattered, then X_T does not have TCPE.

By Lemma ??, we also know that for all $\beta \geq 1$ and any alignment family a , we have $H_\beta^a \supseteq E_{2\beta}^a$. In fact, these two sets are equal, which we show by induction. The base case is above and the limit case is clear. Assuming that $H_\beta^a = E_{2\beta}^a$, by Lemma 9, we see that each successor pair of equivalence classes of H_β^a gets a connection between at least one pair of representatives in the topological closure of H_β^a . Therefore, taking symmetric and transitive closure, we find that $H_{\beta+1}^a \subseteq E_{2\beta+2}^a$.

It now follows that if $H_\beta = L_T^2$, then $E_{2\beta}^a = (X_T^a)^2$ for all a . The configuration $1^{\mathbb{Z}^2}$ is an element of every X_T^a , and $E_{2\beta}$ is an equivalence relation. Therefore, $E_{2\beta} = X_T^2$. \square

4.4. Enforcing the restrictions with sofic computation. In this section we show that if $T \in (2\Omega)^{<\omega}$ is a computable tree, then X_T is sofic, via an SFT extension which has the same generalized transitivity rank as X_T .

We have to make a couple of modifications to the algorithm developed in Sections 3.2 and 3.4. Here are the major updates required:

- (1) The parameter tape of each macrotile should now keep track of the largest $\rho \in T$ for which the underlying configuration appears to be ρ -regular, and the corresponding ρ -alignment relative to the macrotile, and check that other neighbors agree about this ρ and this alignment. Then the construction can proceed as in Section 3, keeping track of sizes of squares on the alphabet $\{A_\rho, B_\rho\}$.
- (2) However, we cannot simply superimpose symbols of Λ onto occurrences of A_ρ and B_ρ for all ρ (since these patterns are arbitrarily large, it does not even make sense). Instead we simulate the square-enforcing function of the alphabet Λ by having each macrotile who thinks she is inside an A_ρ pattern guess about which symbol of Λ should be superimposed. The friendly neighbor communications can be slightly expanded to make sure

everyone inside of a given A_ρ agrees about the symbol, and to make sure all the 2×2 restrictions of F_ρ are satisfied.

Of course, point (1) above is a slight lie. If the alignment ρ of a particular configuration is very long, or contains very large numbers, then it is likely that small macrotiles will not have a tape long enough to record such ρ . Instead, they should record an initial segment of ρ that is long enough, and leave it to their parent, grand-parent, and so on to lengthen the alignment as warranted.

Another caveat about point (1) is that we want to make sure that entropy pair relations of X_T are preserved as transitivity pair relations in the SFT that is currently under construction. So for example, if $T = \{\lambda, (1, 2)\}$, we do want there to be a transitivity pair relationship between an element x of type 1 and the special element y of type $(1, 2) \smallfrown 0$ which consists of a regular grid of the macrosymbol $A_{(1,2)}$. The macrotiles superimposed on x will be aware that x contains only 1-squares but is not $(1, 2)$ -aligned, while the macrotiles superimposed on y will be aware that y is $(1, 2)$ -aligned but does not contain any $B_{(1,2)}$. It should be consistent for both kinds of macrotile to exist in a single configuration which combines large patterns from x and y . We can achieve this if we stick to the convention that a macrotile keeps track of what is happening in its locality only. If two neighbor macrotiles have observed different but consistent things in their individual locality, both sets of observations will be assimilated by the parents of these macrotiles, in the same way that a parent who has one child seeing only n -squares and another seeing only $(n+1)$ -squares can record both of those facts. In our example with $T = \{\lambda, (1, 2)\}$, a parent macrotile whose locality contains both large patterns from x and large patterns from y would have recorded that its locality is λ -regular, that there are 1-squares in that locality, and that the locality is neither $(0, 1)$ -regular nor $(1, 2)$ -regular (the former witnessed by a child in the y part and the latter witnessed by a child in the x part).

In the above paragraph we have left the notion of locality deliberately vague. That is because the macrotiles and the macrosymbols are unlikely to line up exactly, and so if a macrotile is to know about the macrosymbols which are in its vicinity, it will necessarily know about things beyond the boundary of the usual responsibility zone. This will not cause a problem, nor will it be necessary to give a precise definition to the term “locality”. However, it will be necessary to be precise about how much of ρ a given macrotile should record (in the case where the type of the configuration is, or locally appears to be, much longer than what could be written on the macrotile’s tape).

Clearly, a macrotile should know the largest ρ such that the pattern in its usual responsibility zone is ρ -aligned. Imagine some parent macrotile which knows this information. If A_ρ and B_ρ are much smaller than this parent macrotile, then the parent cannot do the work of figuring out whether the configuration is so far satisfying F_ρ , because the parent cannot know which macrosymbol appears at each location (too much information compared to the tape size of the parent). Therefore, we need the children to primarily do this work (although if there are any remaining partial corners or sides made out of macrosymbols $\{A_\rho, B_\rho\}$, we want the children to report this to the parent). Assuming the children have success at enforcing F_ρ , then the parent macrotile and its neighbors can use the passed-up information to proceed exactly as in Section 3.4, either recording sizes reported by children, or

passing messages to figure out what kind of larger squares are being made with alphabet $\{A_\rho, B_\rho\}$.

How will the macrotile's children figure out whether the configuration is so far satisfying F_ρ ? They need to make a guess, for each appearance of the macrosymbol A_ρ or B_ρ , which symbol of Λ (the auxiliary alphabet used in Section 3.2) should be superimposed upon each macrosymbol. Then, by looking at 2×2 blocks of macrosymbols, they should forbid any combinations where the superimposed Λ symbols are inappropriately placed. An issue seems to arise: what if the macrosymbols are very large compared to the children? (If they are small, we can punt the problem to the grandchildren, so let us assume they are larger than the children.) How could the children be expected to know that it is time for them to guess a symbol of Λ , and where one macrosymbol from $\{A_\rho, B_\rho\}$ ends and the next begins? This information cannot actually be deduced by looking at the part of the configuration which is in the responsibility zone of the child. The children have to guess: what is ρ , how is the alphabet $\{A_\rho, B_\rho\}$ aligned, which of these two macrosymbols am I contained in? Only then can the child also guess about the symbol from Λ . Thus we see that the desired connection between information at the child level and parent level will be possible only if the child correctly guesses ρ and its alignment. This means in general that a macrotile needs to know the longest ρ such that the pattern in the responsibility zone of its *parent* appears to be ρ -aligned. Knowing this is sufficient as well.

Now we describe in more detail the algorithm that will be run on the macrotiles. But we do not give all details, trusting that the reader who has made it this far would be more hindered than helped by an overabundance of technical elaboration.

We first give a summary of the algorithm to be performed on all macrotiles, followed by remarks which give slightly more details about how to achieve any step for which there might be a question. Let Y_T be the SFT defined by superimposing the following computation onto Y_1 (where Y_1 is the shift on alphabet Λ described in Section 3.)

On input p, c :

- (1) Data format check.
 - (a) The parameter tape contains
 - A level number i and starting number i_0
 - A string $\rho \in \omega^{<\omega}$ for which the size of A_ρ is less than L_{i+1}
 - Deep coordinates, relative to the parent, indicating where a single macrosymbol from $\{A_\rho, B_\rho\}$ has a lower left corner.
 - A couple bits to indicate which of A_ρ and B_ρ have been sighted, and if so, example(s) of where.
 - An assertion of whether F_ρ has been followed or not (and if not, where the violation occurred).
 - Up to two sizes (of squares observed in alphabet $\{A_\rho, B_\rho\}$).
 - If any sizes appear above, deep coordinates for some corners of squares of those sizes (witnessing that they exist and that they have no regularity)
 - Up to four deep coordinates for corners or sides of partial squares on alphabet $\{A_\rho, B_\rho\}$,

- If the size of A_ρ is larger than L_i , up to four symbols of Λ , our guesses for what is superimposed on up to four A_ρ or B_ρ patterns in which we may be participating.
- (b) The colors contain
 - Location, machine and wire bits
 - A copy of the parent's parameter tape
 - Side message-passing bits
 - Friendly neighbor parameter display bits
 - Diagonal neighbor parameter display bits
 - Trap neighbor message-passing bits
- (2) Expanding tiling construction, including the “trap zone” feature discussed in Section 3.4.
- (3) Size checking. If the parent asserts anything that relates to me (for example, that I contain some n -square on some alphabet with a corner at such-and-such location), make sure that assertion is accurate. Let ν denote the string recorded by my parent (i.e. ν is my parent's ρ). If ρ is a proper initial segment of ν , and the size of A_ν is larger than L_{i+1} , my parent's parameter tape uniquely determines my entire configuration, so no further checks are necessary. If ρ is a proper initial segment of ν and the size of A_ν is smaller than L_{i+1} , then I should have said ν instead of ρ ; if that happens, kill the tiling. If $\nu \preceq \rho$, that means that ν is longest such that all my siblings are ν -aligned. If the parent indicates that F_ν is violated, no further checks are necessary. If the parent indicates that F_ν has been followed, we split into two cases.
 - (a) Case 1: If the size of A_ν is greater than or equal to the size of me (L_i), then I intersect up to four symbols from alphabet $\{A_\nu, B_\nu\}$. For each such macrosymbol, I have guessed a symbol from Λ to superimpose. (If $\nu = \rho$, I guessed this directly, if $\nu \prec \rho$, my guess for alphabet $\{A_\rho, B_\rho\}$ uniquely determines a guess for alphabet $\{A_\nu, B_\nu\}$.) If I have guessed a border-corner symbol of Λ , and if I contain the outermost pixel associated to that corner of that A_ν , I must send and receive messages for that corner, compute the size of a square on alphabet $\{A_\nu, B_\nu\}$ when I receive matching messages, and require my parent to record either the size or the partial corner (as appropriate), with full details just as in Section 3.2.
 - (b) Case 2: If the size of A_ν is less than L_i , I can assume that my children have already parsed the $\{A_\nu, B_\nu\}$ macrosymbols and informed me of any partial corners or sides on that alphabet which I may have. (If $\nu \prec \rho$, the information on my tape allows me to uniquely determine what partial corners or sides on alphabet $\{A_\nu, B_\nu\}$ are located in my vicinity, and also allows me to determine if any complete n -squares on that alphabet are in my vicinity.) Proceed as in Section 3.2.
- (4) Friendly and diagonal neighbor steps. Using my own parameter tape plus those of eight neighbors,
 - Certify that my parent's claims are consistent with what is on all my neighbors' parameter tapes
 - Let ν be longest such that all eight neighbors are ν -aligned. If the size of A_ν is greater than or equal to L_i , collect all the neighbors' guesses

about what symbols of Λ to superimpose on their macrosymbols A_ν and B_ν (in some cases this may have to be inferred from their guesses about larger macrosymbols). If I and a neighbor both intersect the same macrosymbol, make sure our guesses are the same (if they are not the same, kill the tiling). If the 3×3 block which I am viewing contains a 4-way boundary of macrotiles on alphabet $\{A_\nu, B_\nu\}$, check that the 2×2 restrictions on Λ are satisfied. If they are not satisfied do not kill the tiling, but do make sure the parent records that F_ν has been violated.

- If the size of A_ν is less than L_i , we can assume our children have already checked for F_ν compliance. If our tape says that F_ν was violated, nothing more to do. If our tape says that F_ν was followed, use the parameter tapes of non-sibling neighbors to find any sizes of squares on alphabet $\{A_\nu, B_\nu\}$ that straddle the parent boundary, and report these to the parent just as in Section 3.2.
- (5) Trap neighbors: Read the parameter tapes of the trapped tiles, communicate what is on those tapes to all 12 trap neighbors, and reproduce all the missing functions (message-passing and F_ν compliance checking) which the trapped tiles should have performed.
- (6) Compute facts about T . Halt if you ever see either of these situations:
- If $\rho \in T$, but F_ρ has not been followed, or
 - If n - and $(n+1)$ -squares on alphabet $\{A_\rho, B_\rho\}$ have been reported, and $\rho^\wedge(n, n+1) \in T$, but $\rho^\wedge(n, n+1)$ -regularity has been shown to fail.

All of the objects being computed on have size at most $\log(L_{i+2})$, and the operations are all polynomial time operations except for the final step of computing facts about T . Therefore, all but the last step of the algorithm takes $\text{poly}(\log L_{i+2})$ time, which is asymptotically much less than $N_i/2$. It follows that we can define the tiling to start from an i_0 large enough that each macrotile will finish steps (1)-(5) within half of its available time, leaving the other half for T computation. A sufficiently large macrotile superimposed on a configuration of impermissible type will be large enough to have learned the type and large enough to compute the T -facts which witness that the type is impermissible. At that point, the impermissible type will be forbidden. Therefore, X_T is a factor of Y_T .

Let $T \in (2\Omega)^{<\omega}$ be a computable tree and let Y_T be defined as above. Let $h : Y_T \rightarrow X_T$ be the obvious factor map. Then we have the following lemmas.

Lemma 10. *Y_T has a fully supported measure.*

Proof. Let w be any pattern that appears in an element y of Y_T . Without loss of generality, we can assume that w consists of a 2×2 array of macrotiles. Let $\rho = \text{type}_T(y)$. We pick an alphabet $\{A_\sigma, B_\sigma\}$ and a $t \in \omega \cup \Omega$ as follows. The goal is to end up with a finite type $\sigma^\wedge t$ that is consistent with $h(w)$. If ρ is finite, let σ be all but the last symbol of ρ ; then $\rho = \sigma^\wedge t$ for some $t \in \omega \cup \Omega \cup \{\infty\}$. If t is finite, we are done. If $t = \infty$, let $t \in \omega$ be a number large enough that it is consistent that $h(w)$ has type t relative to alphabet $\{A_\sigma, B_\sigma\}$. If ρ is infinite, then let $\sigma \prec \rho$ be long enough that w contains parts of no more than four macrosymbols on alphabet $\{A_\sigma, B_\sigma\}$. The parameter tapes in w have made Λ -guesses for these symbols. One possibility is that all four symbols are A_σ and the Λ -guesses imply that these four symbols form a 0-square; in that case, let $t = 0$. If this possibility does not occur,

then the Λ -guesses are consistent with any finite t that is sufficiently large, so we may set $t = n$ for some large n . Observe that in all cases we have arrived at a finite type $\sigma \frown t \notin T$ which is consistent with $h(w)$ and with the information written on the four parameter tapes of w .

Relative to the alphabet $\{A_\sigma, B_\sigma\}$, we can now proceed almost exactly as in Lemma 3. The only additional detail to consider is the way in which the macrosymbol grid intersects w . If we fix a tiling structure and then place a copy of $h(w)$ in one of the trap zones at the appropriate level, this determines where the boundaries of the macrosymbols must lie throughout the entire configuration. The trap zone of a different, arbitrarily chosen macrotile may not be able to accommodate a copy of $h(w)$ because the macrosymbol boundaries may intersect each trap zone in a different way. However, there are only finitely many ways that the macrosymbol boundaries can intersect the trap zones, and each way occurs with positive density (in fact periodically). Therefore, the argument of Lemma 3 can be repeated if we just choose M large enough to ensure not only a sufficiently-central trap zone, but a sufficiently-central one with the right macrosymbol boundaries. \square

Lemma 11. *If $y_n \rightarrow y \in Y_T$ in its topology, and $\rho_1 <_{\text{lex}} \text{type}_T(h(y)) <_{\text{lex}} \rho_2$ for some types ρ_1 and ρ_2 , then for sufficiently large n , we have $\rho_1 \leq_{\text{lex}} \text{type}_T(h(y_n)) \leq_{\text{lex}} \rho_2$.*

Proof. Follows immediately from Lemma 5. \square

Lemma 12. *For $y_1, y_2 \in Y_T$, if there are infinitely many types between $\text{type}_T(h(y_1))$ and $\text{type}_T(h(y_2))$, then y_1 and y_2 are not a transitivity pair.*

Proof. Follows immediately from Lemma 6. \square

Let $H_\alpha \subseteq Y_T^2$ denote the pull-back of the Hausdorff equivalence relations on L_T . Recall that $T_\beta \subseteq Y_T^2$ refer to the relations in the generalized transitivity hierarchy of Y_T (Definition 5).

Lemma 13. *For all $\beta \geq 1$, we have $T_{2\beta} \subseteq H_\beta$.*

Proof. Identical to the proof of Lemma 7. \square

Lemma 14. *For $y_1, y_2 \in Y_T$, let $\rho_1 = \text{type}_T(h(y_1))$ and $\rho_2 = \text{type}_T(h(y_2))$. Then*

- (1) *If $\rho_1 = \rho_2$, then y_1 and y_2 are a transitivity pair.*
- (2) *If there are no types strictly between ρ_1 and ρ_2 , then there exists a transitivity pair (y'_1, y'_2) such that $\text{type}_T(h(y'_1)) = \rho_1$ and $\text{type}_T(h(y'_2)) = \rho_2$.*

Proof. This proof will be an addendum to Lemma 8. To deal with all cases at once, let us assume that $\rho_1 \leq_{\text{lex}} \rho_2$, and if $\rho_1 = \sigma \frown n$ and $\rho_2 = \sigma \frown (n, n+1) \frown 0$, then $h(y_2)$ is just an infinite array of $A_{\sigma \frown (n, n+1)}$. Similarly let us assume that if $\rho_1 = \sigma \frown (n, n+1) \frown \infty$ and $\rho_2 = \sigma \frown (n+1)$, then $h(y_1)$ is just an infinite array of $B_{\sigma \frown (n, n+1)}$. Now let us show that y_1 and y_2 are a transitivity pair.

Let w_1 and w_2 be patterns of y_1 and y_2 consisting of 2×2 arrays of macrotiles of the same size. By the arguments of Lemma 8, there exists a finite type $\sigma \frown t \notin T$ such that this type is compatible with both $h(w_1)$ and $h(w_2)$. Furthermore, in that Lemma it was essentially shown that for any two locations far enough apart, there is an element of X_T with type $\sigma \frown t$ such that the patterns $h(w_1)$ and $h(w_2)$ appear at those locations (provided the locations agree about the alignment of the macroalphabet $\{A_\sigma, B_\sigma\}$).

Fix a macrotile grid and place $h(w_1)$ in a trap zone. This determines the $\{A_\sigma, B_\sigma\}$ macrosymbol boundaries in the entire configuration. It is likely that in w_2 , the macrosymbol boundaries intersect the macrotiles in a different way than they did in w_1 . We need to find a trap zone in which the macrosymbol boundaries occur in the same way as they do in w_2 . Here we use a primality trick. The pixel size of a macrotile is always a power of 2. Whereas, the pixel size of a macrosymbol is $\prod_j (n_j + 3)$, where $\sigma = (n_0, n_0 + 1) \cdots (n_k, n_k + 1)$. Since $\sigma \in T$, each n_j is even. Therefore, pixel size of a macrotile and the pixel size of a macrosymbol are relatively prime. The distance between one trap zone and the next is exactly one macrotile. It follows that every possible way for macrosymbol boundaries to intersect the trap zones occurs with positive density. Therefore, there is a trap zone, sufficiently far away, where w_2 fits. Put $h(w_2)$ there. Fill in the rest of the Y_1 part of the configuration, producing an element of type $\sigma^\wedge t$. Then fill up the colors for the computation part of the configuration, copying w_1 or w_2 in the target zones, just as in Lemma 3. \square

This shows that $H_1 = T_2$. Finally, we can finish the analysis with the analog of Lemma 9, but it is simpler because there is no need to deal with alignment families.

Lemma 15. *If F is an interval-like equivalence relation on Y_T with $H_1 \subseteq F$, and $[x]_F, [y]_F$ are a successor pair of F -equivalence classes, then the topological closure of F contains a pair (x', y') with $x' \in [x]_F$ and $y' \in [y]_F$.*

Proof. Same as the proof of Lemma 9. \square

It follows that for all β , we have $H_\beta = T_{2\beta}$. Therefore, we may conclude the main theorem of this section.

Theorem 11. *For any computable tree $T \subseteq (2\Omega)^{<\omega}$, the \mathbb{Z}^2 -SFT Y_T is generalized transitive if and only if L_T is scattered. Furthermore, if Y_T has generalized transitivity rank α and L_T has Hausdorff rank β , then $\alpha \in \{2\beta - 1, 2\beta\}$.* \square

4.5. Main results. To give examples of \mathbb{Z}^2 -SFTs of various ranks, it is useful to have a class of trees for which it is easy to see the Hausdorff rank of L_T . The next definition gives such a class.

Definition 18. *A fat tree is a tree $T \subseteq \omega^{<\omega}$ such that for every $\sigma \in T$ with well-founded rank α and every $\beta < \alpha$, there are infinitely many n such that $\sigma^\wedge n \in T$ and $\sigma^\wedge n$ has rank β . We allow α or β to be ∞ in case T is ill-founded, and declare $\infty < \infty$ to be true.*

Given any tree T , there is an easy procedure to turn it into a fat tree. For example, $T \times \omega^{<\omega}$ is fat, where $(\sigma, \tau) \in S \times T$ if σ and τ have the same length, $\sigma \in S$ and $\tau \in T$. Of course, $S \times T$ is computably isomorphic to a tree on $\omega^{<\omega}$, and it is immaterial whether $T \subseteq \omega^{<\omega}$ or $T \subseteq \Omega^{<\omega}$ or $T \subseteq (2\Omega)^{<\omega}$ or anything else.

Proposition 4. *If $T \subseteq (2\Omega)^{<\omega}$ is well-founded and fat with rank α , then the Hausdorff rank of L_T is $\alpha + 1$.*

Proof. We claim that for all $\rho \in T$, all $n \in \omega$ and all α , that $[\rho^\wedge n]_\alpha = [\rho^\wedge (n+1)]_\alpha$ if and only if $r_T(\rho^\wedge (n, n+1)) < \alpha$. This is proved by induction. If $\alpha = 1$, the distinction is only whether $\rho^\wedge (n, n+1) \in T$, and the conclusion is clear from the definition of L_T .

If α is a limit, then $[\rho^\wedge n]_\alpha = [\rho^\wedge(n+1)]_\alpha$ if and only if the same is true for some $\beta < \alpha$, if and only if $r_T(\rho^\wedge(n, n+1)) < \beta$ for some $\beta < \alpha$, if and only if $r_T(\rho^\wedge(n, n+1)) < \alpha$.

Finally if $\alpha = \beta + 1$ suppose first that $r_T(\rho^\wedge(n, n+1)) \leq \beta$. Since $\rho^\wedge n$ and $\rho^\wedge(n, n+1)^\wedge 0$ are successors in L_T , they are in the same class in L_T^β . Similarly, $[\rho^\wedge(n, n+1)^\wedge \infty]_\beta = [\rho^\wedge(n+1)]_\beta$. Furthermore, for each m , we know that $\rho^\wedge(n, n+1)^\wedge(m, m+1)$ has rank strictly less than β , and therefore $[\rho^\wedge(n, n+1)^\wedge m]_\beta = [\rho^\wedge(n, n+1)^\wedge(m+1)]_\beta$. So in fact $[\rho^\wedge n]_\beta$ and $[\rho^\wedge(n+1)]_\beta$ are successor classes, and the desired conclusion follows.

On the other hand, suppose that $r_T(\rho^\wedge(n, n+1)) \geq \alpha$. Then by fatness, there are infinitely many m such that $r_T(\rho^\wedge(n, n+1)^\wedge(m, m+1)) = \beta$. For such m , we have $[\rho^\wedge(n, n+1)^\wedge m]_\beta < [\rho^\wedge(n, n+1)^\wedge(m+1)]_\beta$. Therefore, $[\rho^\wedge n]_\beta$ and $[\rho^\wedge(n+1)]_\beta$ are separated by infinitely many L_T^β equivalence classes.

Letting $\alpha = r_T(\lambda)$, we see that $[0]_\alpha = [n]_\alpha$ for every n , so $[0]_{\alpha+1} = [\infty]_{\alpha+1}$, thus the Hausdorff rank is at most $\alpha + 1$. But for any $\beta < \alpha$, there are infinitely many m such that $[m]_\beta < [m+1]_\beta$, so $[0]_\alpha \neq [\infty]_\alpha$. \square

Theorem 12. *For every ordinal $\alpha < \omega_1^{ck}$, there is a \mathbb{Z}^2 -SFT with TCPE rank α .*

Proof. For any computable ordinal β , there is a computable well-founded fat tree $T \subseteq (2\Omega)^{<\omega}$ of rank β . Let Y_T be the SFT defined in the previous section. Then Y_T has a fully supported measure, and the generalized transitivity rank of Y_T is either $2\beta - 1$ or 2β . Therefore, letting f be the “put it on fabric” operation of Theorem 7, the SFT $f(Y_T)$ has TCPE rank $2\beta - 1$ or 2β .

But, we can say more, the TCPE rank of Y_T is $2\beta - 1$. By the proof of the previous proposition, when T is fat, $L_T^{\beta-1}$ has two equivalence classes, one containing type ∞ , the other containing everything else. Since every element of type ∞ is the limit of a sequence of elements of finite type, the topological closure step is sufficient to connect everything, and thus the TCPE rank is $2\beta - 1$. We can also get TCPE rank 2β from a fat tree T of rank β by considering Y_S , where

$$S = \{(0, 1)^\wedge \sigma : \sigma \in T\}.$$

Now $L_S^{\beta-1}$ has two equivalence classes, types less than 1 and types greater than or equal to 1. In this case, the topological closure step is not sufficient to connect the 0 type to the ∞ type; the subsequent transitive and symmetric closure step is needed, so the rank of Y_S is 2β .

Finally, we can achieve SFTs with limit TCPE rank, using a variation on Y_T for fat T , by connecting the ∞ type to the 0 type prematurely using some extra symbols. Adding symbols $*$ and \dagger to Λ , we can add restrictions which ensure that if $*$ appears, then no gray symbol of Λ appears, and if \dagger appears, then no white symbol of Λ appears. Then some elements of type ∞ are an entropy pair with $*^{\mathbb{Z}^2}$, $*^{\mathbb{Z}^2}$ is an entropy pair with $\dagger^{\mathbb{Z}^2}$, $\dagger^{\mathbb{Z}^2}$ is an entropy pair with some elements of type 0, and no other entropy pair relations are added. These restrictions are also easily enforced with sofic computation. \square

The same methods also allow us to show that TCPE admits no simpler description in the special case of \mathbb{Z}^2 -SFTs. It is not true that Y_T has TCPE if and only if T is well-founded, because some ill-founded trees still have a scattered L_T (consider for example the tree with only a single path). However, we can get around that by fattening the tree first.

Theorem 13. *The property of TCPE is Π_1^1 -complete in the set of \mathbb{Z}^2 -SFTs.*

Proof. We describe an algorithm which, given an index for a computable tree S , produces a \mathbb{Z}^2 -SFT which has TCPE if and only if S is well-founded. Uniformly in an index for S , we can produce an index for the tree $T \subseteq (2\Omega)^{<\omega}$ which is obtained by fattening S . If S was well-founded, then T is also well-founded (the fattening does not increase the rank of any node). But if S was ill-founded, then T is not only ill-founded, but also L_T is not scattered, because $[T]$ contains a Cantor set, and so a copy of \mathbb{Q} can be order-embedded into L_T using types from $[T]$. Therefore, Y_T has TCPE if and only if S was well-founded. \square

REFERENCES

- [1] Sebastián Barbieri and Felipe García-Ramos. A hierarchy of topological systems with completely positive entropy. Available arXiv:1803.01948.
- [2] Robert Berger. The undecidability of the domino problem. *Mem. Amer. Math. Soc. No.*, 66:72, 1966.
- [3] F. Blanchard. Fully positive topological entropy and topological mixing. In *Symbolic dynamics and its applications (New Haven, CT, 1991)*, volume 135 of *Contemp. Math.*, pages 95–105. Amer. Math. Soc., Providence, RI, 1992.
- [4] François Blanchard. A disjointness theorem involving topological entropy. *Bull. Soc. Math. France*, 121(4):465–478, 1993.
- [5] Bruno Durand, Leonid A. Levin, and Alexander Shen. Complex tilings. *J. Symbolic Logic*, 73(2):593–613, 2008.
- [6] Bruno Durand and Andrei Romashchenko. The expressiveness of quasiperiodic and minimal shifts of finite type. Available arXiv:1802.01461.
- [7] Bruno Durand, Andrei Romashchenko, and Alexander Shen. Fixed-point tile sets and their applications. *J. Comput. System Sci.*, 78(3):731–764, 2012.
- [8] Silvere Gangloff. Personal communication, December 2018.
- [9] Michael Hochman and Tom Meyerovitch. A characterization of the entropies of multidimensional shifts of finite type. *Ann. of Math. (2)*, 171(3):2011–2038, 2010.
- [10] Alexander S. Kechris. *Classical descriptive set theory*, volume 156 of *Graduate Texts in Mathematics*. Springer-Verlag, New York, 1995.
- [11] Douglas Lind and Brian Marcus. *An introduction to symbolic dynamics and coding*. Cambridge University Press, Cambridge, 1995.
- [12] Ronnie Pavlov. A characterization of topologically completely positive entropy for shifts of finite type. *Ergodic Theory Dynam. Systems*, 34(6):2054–2065, 2014.
- [13] Ronnie Pavlov. Topologically completely positive entropy and zero-dimensional topologically completely positive entropy. *Ergodic Theory Dynam. Systems*, 38(5):1894–1922, 2018.
- [14] Raphael M. Robinson. Undecidability and nonperiodicity for tilings of the plane. *Invent. Math.*, 12:177–209, 1971.
- [15] Gerald E. Sacks. *Higher recursion theory*. Perspectives in Mathematical Logic. Springer-Verlag, Berlin, 1990.
- [16] Ville Salo. Entropy pair realization. Available arXiv: 1904.01285.
- [17] Hao Wang. Proving theorems by pattern recognition II. *Bell System Tech. J.*, 40:1–42, 1961.
- [18] Linda Brown Westrick. Seas of squares with sizes from a Π_1^0 set. *Israel J. Math.*, 222(1):431–462, 2017.

PENN STATE UNIVERSITY DEPARTMENT OF MATHEMATICS, UNIVERSITY PARK, PA
E-mail address: westrick@psu.edu