

JPEG XT Image Compression with Hue Compensation for Two-Layer HDR Coding

Hiroyuki KOBAYASHI

Tokyo Metropolitan College of Industrial Technology,
Tokyo, Japan

Hitoshi KIYA

Tokyo Metropolitan University,
Tokyo, Japan

Abstract—We propose a novel JPEG XT image compression with hue compensation for two-layer HDR coding. LDR images produced from JPEG XT bitstreams have some distortion in hue due to tone mapping operations. In order to suppress the color distortion, we apply a novel hue compensation method based on the maximally saturated colors. Moreover, the bitstreams generated by using the proposed method are fully compatible with the JPEG XT standard. In an experiment, the proposed method is demonstrated not only to produce images with small hue degradation but also to maintain well-mapped luminance, in terms of three kinds of criterion: TMQI, hue value in CIEDE2000, and the maximally saturated color on the constant-hue plane.

Index Terms—Hue compensation, JPEG XT, Two-layer coding, Tone mapping, Color correction, Maximally saturated color

I. INTRODUCTION

The interest of high dynamic range (HDR) imaging has recently been increasing in various area: photography, medical imaging, computer graphics, on vehicle cameras, astronautics. HDR images have the information of the wide dynamic range of real scenes. However, commonly used display devices which can directly represent HDR images are not popular yet. Therefore, various two-layer encoding method to generate bitstreams with base layer and residual layer, have been proposed for compressing HDR images [1]–[7]. ISO/IEC JTC 1/SC 29/WG 1 (JPEG) has developed a series of international standards referred to as the JPEG XT [8]–[12]. The JPEG XT has been designed to be backward compatible with the legacy JPEG standard with two-layer coding.

For the base-layer coding, a low dynamic range (LDR) image is generated by a tone-mapping operation (TMO). In the operation, the range of the luminance of an HDR image is compressed by using a tone-mapping (TM) operator, and then an LDR image is produced by combining the compressed luminance and the color information of the original HDR image. However, TMOs only focusing on the luminance cause image colors to be distorted as pointed out in [13]–[17].

In this paper, we propose a novel JPEG XT image compression with hue compensation for two-Layer HDR coding. The proposed compensation method utilizes the hue information based on the maximally saturated colors [18], for suppressing color distortions due to the influence of TMOs.

To evaluate the effectiveness of the proposed method, we perform a number of simulations. In the simulations, the proposed method is compared with conventional TMOs in

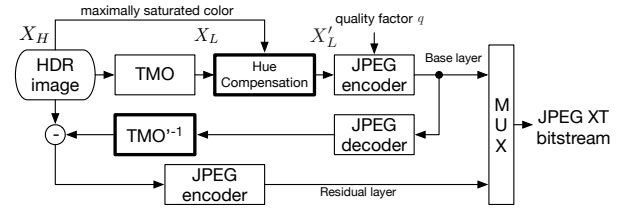


Fig. 1. Block diagram of proposed two-layer coding. Thick frame boxes are modification parts from a JPEG XT encoder.

terms of the hue difference used in CIEDE2000 [19], the maximally saturated color difference, and Tone Mapped image Quality Index (TMQI) [20].

II. PROPOSED METHOD

A. Overview

As shown in Fig. 1, a JPEG XT bitstream consists of base layer and residual layer. A tone-mapped LDR image is decoded from the base layer, and an HDR image is decoded by using both layers. However, the LDR image includes some hue distortion due to the influence of TMO. In order to suppress the hue distortion, we apply a hue compensation process based on the constant hue plane in the RGB color space before encoding LDR images. In the hue compensation process, a hue compensated image X'_L is generated by using an LDR image X_L and the maximally saturated colors of the original HDR image. In addition, inverse TMO (TMO^{-1} in Fig. 1) is modified according to the hue compensation. These modifications are applied to only the JPEG XT encoder, and moreover generated bitstreams are fully compatible with the JPEG XT standard. As a result, LDR and HDR images are decoded from the bitstreams by using the standard JPEG XT decoder without any modification.

B. Constant hue plane

We focus on the constant hue plane in the RGB color space [18]. An input image X_L is a 24-bit full color LDR image and each pixel of the image is represented as $\mathbf{x} \in [0, 1]^3$. x_r , x_g , and x_b are the R, G, and B components of a pixel \mathbf{x} , respectively. In the RGB color space, a set of pixels which has the same hue forms a plane, called constant hue plane. The shape of the constant hue plane is the triangle whose vertices correspond to white ($\mathbf{w} = (1, 1, 1)$), black ($\mathbf{k} = (0, 0, 0)$) and

the maximally saturated color (\mathbf{c}) with the same hue as \mathbf{x} . On the constant hue plane, a pixel $\mathbf{x} = x_r\mathbf{r} + x_g\mathbf{g} + x_b\mathbf{b}$ can be represented as a linear combination as

$$\mathbf{x} = a_w\mathbf{w} + a_k\mathbf{k} + a_c\mathbf{c}, \quad (1)$$

where

$$\begin{cases} a_w = \min(\mathbf{x}) \\ a_k = \max(\mathbf{x}) - \min(\mathbf{x}) \\ a_c = 1 - \max(\mathbf{x}) \end{cases}, \quad (2)$$

and $\max(\cdot)$ and $\min(\cdot)$ are functions that return the maximum and minimum elements of the pixel \mathbf{x} , respectively. Since \mathbf{w} , \mathbf{k} , \mathbf{c} and \mathbf{x} exist on the plane and \mathbf{x} is an interior point of \mathbf{w} , \mathbf{k} and \mathbf{c} , the following equations hold.

$$a_w + a_k + a_c = 1, \quad (3)$$

$$0 \leq a_w, a_k, a_c \leq 1. \quad (4)$$

Moreover, the maximally saturated color $\mathbf{c} = (c_r, c_g, c_b)$ is given by

$$\begin{cases} c_r = (x_r - \min(\mathbf{x})) / (\max(\mathbf{x}) - \min(\mathbf{x})) \\ c_g = (x_g - \min(\mathbf{x})) / (\max(\mathbf{x}) - \min(\mathbf{x})) \\ c_b = (x_b - \min(\mathbf{x})) / (\max(\mathbf{x}) - \min(\mathbf{x})) \end{cases}. \quad (5)$$

From Eq. (5), the elements of \mathbf{c} corresponding to the maximum and minimum elements of the pixel \mathbf{x} become 1 and 0, respectively.

We consider the same pixel representation on the constant hue plane for HDR images and discuss the relation between HDR images and LDR ones. Each pixel of an HDR image X_H is represented as $\mathbf{x}_H = (x_{Hr}, x_{Hg}, x_{Hb})$ where x_{Hr} , x_{Hg} , and x_{Hb} are generally real numbers. As well as LDR images, we define white, black and the maximally saturated color as $\mathbf{w} = (1, 1, 1)$, $\mathbf{k} = (0, 0, 0)$ and \mathbf{c}_H , where \mathbf{c}_H is calculated from Eq. (5) by replacing \mathbf{x} with \mathbf{x}_H , and then the pixel value \mathbf{x}_H is also represented as a linear combination as

$$\mathbf{x}_H = a_{Hw}\mathbf{w} + a_{Hk}\mathbf{k} + a_{Hc}\mathbf{c}_H, \quad (6)$$

where a_{Hw} , a_{Hk} and a_{Hc} are coefficients calculated from \mathbf{x}_H , and the maximally saturated color $\mathbf{c}_H = (c_{Hr}, c_{Hg}, c_{Hb})$ is given by

$$\begin{cases} c_{Hr} = (x_{Hr} - \min(\mathbf{x}_H)) / (\max(\mathbf{x}_H) - \min(\mathbf{x}_H)) \\ c_{Hg} = (x_{Hg} - \min(\mathbf{x}_H)) / (\max(\mathbf{x}_H) - \min(\mathbf{x}_H)) \\ c_{Hb} = (x_{Hb} - \min(\mathbf{x}_H)) / (\max(\mathbf{x}_H) - \min(\mathbf{x}_H)) \end{cases}. \quad (7)$$

In general, $\mathbf{c}_H = \mathbf{c}$ is not satisfied, because some hue distortion occurs due to the influence of TMO. Therefore, to correct the hue distortion, we replace \mathbf{x} with \mathbf{x}' as,

$$\begin{aligned} \mathbf{x}' &= a_w\mathbf{w} + a_k\mathbf{k} + a_c\mathbf{c}_H \\ &= x'_r\mathbf{r} + x'_g\mathbf{g} + x'_b\mathbf{b}, \end{aligned} \quad (8)$$

where

$$\begin{cases} x'_r = a_w + a_c \cdot c_{Hr} \\ x'_g = a_w + a_c \cdot c_{Hg} \\ x'_b = a_w + a_c \cdot c_{Hb} \end{cases}. \quad (9)$$

This process corresponds to ‘Hue Compensation’ in Fig. 1. Note that \mathbf{x}' and \mathbf{x}_H are on the same constant hue plane.

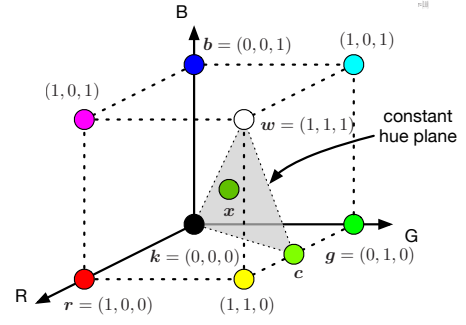


Fig. 2. Constant hue plane in the RGB color space

C. Procedure of hue compensation

The procedure of the proposed method shown in Fig. 1 is shown as follows.

- 1) Generate an LDR image X_L by using a TMO.
- 2) Calculate a_w , a_k , and a_c for each pixel value x of X_L by Eq. (2).
- 3) Calculate \mathbf{c}_H for each pixel value x_H of the original HDR image X_H according to Eq. (7).
- 4) Generate a compensated image X'_L by Eq. (8).
- 5) Input X'_L to a JPEG XT encoder.

III. EXPERIMENTAL RESULTS

A. Hue distortion

We used five HDR images selected from an HDR image database [21]. We adapted two objective metrics to evaluate hue distortion caused in TMOs under the use of three TMOs: JPEG XT default TMO, Reinhard’s local operator [22], and Drago’s TMO [23]. One is Δc , which is the average of euclidean norms of the maximally saturated colors \mathbf{c}_H and \mathbf{c} . The other is the hue differences defined in CIEDE2000 ΔH , which was published by the CIE [19].

Table I shows evaluation results in terms of the objective metrics. In the table, the proposed method outperformed the conventional JPEG XT bitstreams for both TMOs. Therefore, the proposed method is demonstrated to be effective for improving hue distortion in terms of not only Δc but also ΔH .

B. Influence on tone mapping

Next, we evaluate the quality of tone-mapped LDR images in terms of TMQI. From Tab. II, the proposed method is shown to offer almost the same TMQI scores as those of the conventional bitstreams. The results show that the proposed one allows us to compensate hue distortion, while maintaining TM performances.

C. Visual evaluation

We used two HDR images, ‘McKeesPub’ and ‘WillyDesk’, to visually evaluate the quality of images. The images were encoded by the proposed encoder and the conventional JPEG XT one, respectively. In this experiment, the default TM operator of JPEG XT was used as a TM operator. Figure 3

TABLE I
HUE DISTORTION (QUALITY FACTOR $q = 80$)

(a) JPEG XT default				
Images	Δc		ΔH	
	Conventional	Proposed	Conventional	Proposed
McKeesPub	0.135793	0.059346	8.909750	4.468197
BloomingGorse2	0.144254	0.063077	9.580835	3.446832
WillyDesk	0.093953	0.082277	1.576254	0.859007
CanadianFalls	0.152728	0.127771	1.964077	1.388976
YosemiteFalls	0.127535	0.105994	4.382326	2.791083
(b) Reinhard's local				
Images	Δc		ΔH	
	Conventional	Proposed	Conventional	Proposed
McKeesPub	0.135598	0.045975	14.294454	4.775688
BloomingGorse2	0.093910	0.043285	8.098938	3.313652
WillyDesk	0.081648	0.057996	2.64185	0.899966
CanadianFalls	0.101548	0.084915	1.686966	1.243498
YosemiteFalls	0.095419	0.077479	5.07198	2.921161
(c) Drago TMO				
Images	Δc		ΔH	
	Conventional	Proposed	Conventional	Proposed
McKeesPub	0.200437	0.052533	16.642008	4.261362
BloomingGorse2	0.255610	0.156782	11.268738	2.947961
WillyDesk	0.196852	0.178788	1.486648	0.889389
CanadianFalls	0.394086	0.372989	1.784205	1.155001
YosemiteFalls	0.290870	0.265017	3.629349	2.340995

TABLE II
TONE MAPPING IMAGE QUALITY INDEX (TMQI)

(a) JPEG XT default		
Images	Conventional	Proposed
McKeesPub	0.745649	0.748897
BloomingGorse2	0.892965	0.898172
WillyDesk	0.698159	0.700518
CanadianFalls	0.849512	0.853757
YosemiteFalls	0.895106	0.896661
(b) Reinhard's local		
Images	Conventional	Proposed
McKeesPub	0.786303	0.782583
BloomingGorse2	0.953723	0.958084
WillyDesk	0.765819	0.766119
CanadianFalls	0.935495	0.937796
YosemiteFalls	0.976044	0.975148
(c) Drago TMO		
Images	Conventional	Proposed
McKeesPub	0.787873	0.795471
BloomingGorse2	0.818499	0.843880
WillyDesk	0.712146	0.717335
CanadianFalls	0.816237	0.818759
YosemiteFalls	0.809861	0.815588

shows decoded LDR images, where (a) and (b) were results produced by using the conventional approach, and (c) and (d) were generated by using the proposed one. From the result, we can confirm there are color differences in some places.

To more clearly demonstrate the differences, maximally saturated color images are shown in Fig. 4. The proposed method is demonstrated to have closer maximally saturated colors to those of the HDR images than the conventional method.

Figure 5 shows euclidean norms of the maximally saturated color c_H and c . From these figures, the proposed method is also demonstrated to be effective in reducing hue distortion.



Fig. 3. Decoded LDR images




Fig. 4. Maximally saturated color images generated from original HDR images and decoded LDR ones




Fig. 5. Difference of the maximally saturated color c_H with c_D with JPEG XT default TMO

IV. CONCLUSION

In this paper, we proposed a novel two-layer HDR coding method to reduce hue distortion of LDR images due to the influence of TMO. The proposed method enables us to compensate the hue distortion under the use of any TM operator, while maintaining well-mapped luminance. In addition, the proposed one has compatibility with JPEG XT bitstreams. Experimental results showed the effectiveness of the proposed method in terms of three objective metrics: Δc , ΔH , and TMQI.

REFERENCES

- [1] Ishtiaq Rasool Khan, "Two layer scheme for encoding of high dynamic range images," in *Proc. IEEE Int. Conf. on Acoustics, Speech and Signal Processing*, March 2008, pp. 1169–1172.
- [2] T. Jinno, M. Okuda, and N. Adami, "New local tone mapping and two-layer coding for HDR images," in *Proc. IEEE Int. Conf. on Acoustics, Speech and Signal Processing*, March 2012, pp. 765–768.
- [3] M. Iwahashi and H. Kiya, "Efficient lossless bit depth scalable coding for HDR images," in *APSIPA ASC, 2012 Asia-Pacific*, Dec 2012, pp. 1–4.
- [4] M. Iwahashi and H. Kiya, "Two layer lossless coding of HDR images," in *Proc. IEEE Int. Conf. on Acoustics, Speech and Signal Processing*, May 2013, pp. 1340–1344.
- [5] O. Watanabe, H. Kobayashi, and H. Kiya, "Two-layer lossless HDR coding considering histogram sparseness with backward compatibility to JPEG," in *Picture Coding Symposium (PCS)*, June 2018, pp. 11–15.
- [6] O. Watanabe, H. Kobayashi, and H. Kiya, "Lossless two-layer coding using histogram packing technique for hdr images," in *Proc. IEEE Int. Symp. on Circuits and Systems*, May 2018, pp. 1–5.
- [7] H. Kobayashi and H. Kiya, "An Extension of JPEG XT with JPEG2000," in *2017 IEEE International Conference on Consumer Electronics - Taiwan (ICCE-TW)*, June 2017, pp. 373–374.
- [8] T. Richter, "On the standardization of the JPEG XT image compression," in *Picture Coding Symposium (PCS)*, Dec 2013, pp. 37–40.
- [9] Alessandro Artusi, Rafał K. Mantiuk, Thomas Richter, Philippe Hanhart, Pavel Korshunov, Massimiliano Agostinelli, Arkady Ten, and Touradj Ebrahimi, "Overview and evaluation of the JPEG XT HDR image compression standard," *Journal of Real-Time Image Processing*, Dec 2015.
- [10] A. Artusi, R. K. Mantiuk, T. Richter, P. Korshunov, P. Hanhart, T. Ebrahimi, and M. Agostinelli, "JPEG XT: A Compression Standard for HDR and WCG Images [Standards in a Nutshell]," *IEEE Signal Process. Mag.*, vol. 33, no. 2, pp. 118–124, March 2016.
- [11] "Information technology — Scalable compression and coding of continuous-tone still images – Part 1: Scalable compression and coding of continuous-tone still images," ISO/IEC 18477-1, 2015.
- [12] T. Richter, A. Artusi, and T. Ebrahimi, "JPEG XT: A New Family of JPEG Backward-Compatible Standards," *IEEE Multimedia*, vol. 23, no. 3, pp. 80–88, July 2016.
- [13] R. Mantiuk, R. Mantiuk, A. Tomaszewska, and W. Heidrich, "Color correction for tone mapping," *Computer Graphics Forum*, vol. 28, no. 2, pp. 193–202, 2009.
- [14] A. Visavakitcharoen, Y. Kinoshita, and H. Kiya, "Pure-color preserving multi-exposure image fusion," in *Proceedings of SPIE - The International Society for Optical Engineering*, 2019, vol. 11049.
- [15] S. Huang, F. Cheng, and Y. Chiu, "Efficient contrast enhancement using adaptive gamma correction with weighting distribution," *IEEE Transactions on Image Processing*, vol. 22, no. 3, pp. 1032–1041, March 2013.
- [16] S. K. Naik and C. A. Murthy, "Hue-preserving color image enhancement without gamut problem," *IEEE Transactions on Image Processing*, vol. 12, no. 12, pp. 1591–1598, Dec 2003.
- [17] K. Dabov, A. Foi, V. Katkovnik, and K. Egiazarian, "Color image denoising via sparse 3d collaborative filtering with grouping constraint in luminance-chrominance space," in *2007 IEEE International Conference on Image Processing*, Sep. 2007, vol. 1, pp. I – 313–I – 316.
- [18] Y. Ueda, H. Misawa, T. Koga, N. Suetake, and E. Uchino, "Hue-preserving color contrast enhancement method without gamut problem by using histogram specification," in *Proc. IEEE Int. Conf. on Image Processing*, Oct 2018, pp. 1123–1127.
- [19] M. R. Luo, G. Cui, and B. Rigg, "The development of the CIE 2000 colour-difference formula: CIEDE2000," *Color Research & Application*, vol. 26, no. 5, pp. 340–350, 2001.
- [20] H. Yeganeh and Z. Wang, "Objective quality assessment of tone-mapped images," *Proc. IEEE Int. Conf. on Image Processing*, vol. 22, no. 2, pp. 657–667, Feb 2013.
- [21] Mark D Fairchild, "The hdr photographic survey," in *Color and Imaging Conference*. Society for Imaging Science and Technology, 2007, vol. 1, pp. 233–238.
- [22] Erik Reinhard, Michael Stark, Peter Shirley, and James Ferwerda, "Photographic Tone Reproduction for Digital Images," *ACM Trans. Graph.*, vol. 21, no. 3, pp. 267–276, July 2002.
- [23] Frédéric Drago, Karol Myszkowski, Thomas Annen, and Norishige Chiba, "Adaptive logarithmic mapping for displaying high contrast scenes," in *Computer Graphics Forum*. Wiley Online Library, 2003, vol. 22, 3, pp. 419–426.