

# A BAYESIAN APPROACH FOR SMALL AREA POPULATION ESTIMATES USING MULTIPLE ADMINISTRATIVE RECORDS

JAIRO FÚQUENE<sup>†</sup>, ANDRYU MENDOZA<sup>‡</sup>, CESAR CRISTANCHO<sup>‡</sup>, MARIANA OSPINA<sup>‡</sup>.  
 TECHNICAL CONSULTANT FOR NATIONAL ADMINISTRATIVE DEPARTMENT OF  
 STATISTICS, COLOMBIA<sup>†</sup>.  
 POPULATION PROJECTIONS DIVISION. NATIONAL ADMINISTRATIVE  
 DEPARTMENT OF STATISTICS, COLOMBIA<sup>‡</sup>.

## Abstract

Small area population estimates are useful for decision making in the private and public sectors. However, in small areas (i.e., those that are difficult to reach and with small population sizes) computing demographic quantities is complicated. Bayesian methods are an alternative for demographic population estimates which uses data from multiple administrative records. In this paper we explore a Bayesian approach which is simple and flexible and represents an alternative procedure for base population estimates particularly powerful for intercensal periods. The applicability of the methodological procedure is illustrated using population pyramids in the municipality of Jamund in Colombia.

KEYWORDS: Population Base Estimates, Small Areas, Administrative Records, Bayesian Methods.

## 1. INTRODUCTION

Population estimates in the small areas of Colombia are useful for economic, political and social decision making. Those small areas include areas of difficult to access (e.g., indigenous populations), areas where there is an armed conflict or municipalities with population sizes of less than 100,000 habitants. For large areas, which include departments and municipalities with high density population (typically more than 100,000 habitants) and some special areas such as metropolitan areas, the National Administrative Department of Statistics (DANE, by its Spanish acronym) uses the cohort-component method to compute population projections given by

$$(1.1) \quad q_{l,t}^c = q_{l,t-1}^c + N_{l,t} - D_{l,t} + M_{l,t} - E_{l,t},$$

where  $q_{l,t}^c$  is the population over time  $t$ ,  $q_{l,t-1}^c$  is the population over time  $t-1$  and where  $N_{l,t}$ ,  $D_{l,t}$ ,  $M_{l,t}$  and  $E_{l,t}$  denote births, deaths, immigration and emigration over time  $t$  and the classification age group  $l$  (see for instance, Preston et al. (2000) and Wachter (2014)). For small area population projections DANE uses the cohort relation method which implements demographic variables such as total births, survival rates, municipal differential growth rates and five year age groups (DANE, 2009). This method is a straightforward

procedure for population projection estimates however for long intercensal periods this alternative may produce biased population indicators.

As an alternative procedure to direct methods in demographics (e.g., the cohort-component method) probabilistic methods have been proposed with the advantage of producing estimates and projections with their respective reliability. Demographic literature where the focus is estimation include Smith et al. (2013) and Swanson and Tayman (2012). Bayesian methods represent an alternative probabilistic procedure for estimates and projections of population indicators. They can be applied to either complex or simpler demographic models with the advantage of using the auxiliary information available regardless of its heterogeneity. Bayesian models in demographic can be displayed in two scenarios: 1) Bayesian methods that use demographic variables based in the cohort-component method and incorporate prior information on traditional demographic models (e.g., double-logistic functions implemented in United Nations (2015) or models for mortality rates proposed by Lee and Carter (1992)) to produce indicators such as life expectancy, mortality rates, fertility rates and size populations, and 2) Bayesian methods that use heterogeneous auxiliary information obtained through administrative records in a hierarchical (i.e., multi-level) way for producing estimates of population projections. In the first scenario, Alkema et al. (2011) and Raftery et al. (2013) suggest estimating the fertility rate and calculating life expectancy through Bayesian models that use a double logistic function. Through the transformation of Bayesian estimates on life expectancy and fertility rates and with the help of previously defined demographic indicators, Raftery et al. (2014) estimate population projections using the cohort-component method. In the second scenario, Alkema et al. (2012) and Alexander and Alkema (2018) incorporate multiple data sources in Bayesian models to estimate fertility rates and mortality rates. Bryant et al. (2013) and Bryant and Graham (2015) proposed hierarchical Bayesian models for inferring demographic quantities using information from unreliable data of administrative records. Daponte et al. (1997) proposed a Bayesian model for projecting the population size of Iraqi Kurdish population. Wheldon et al. (2015) and Wheldon et al. (2016) estimate simultaneously fertility, mortality, migration and size population using Bayesian models with multiple data sources.

This paper introduces an alternative procedure to estimate demographic base populations using information from an integrated administrative record comprised of different heterogeneous sources and prior information based on population projection estimates. The proposed procedure present a remarkable practical appealing in the estimation of population projections and demographic indicators. Firstly, the compensation equation of the components method is maintained and therefore the usual demographic variables are part of the analysis. Secondly, estimations of population projections can be obtained with their respective credibility interval and the uncertainty of these estimates can be established using the Baye's rule. Additionally, the use of administrative records in the Bayesian model is the greatest advantage and it opens the door to the possibility of estimating base population for long intercensal periods. One potential criticism of Bayesian

methods is the incorporation of prior information in the Bayesian model which may be empirical or objective (based on data or robust models) and subjective (based on the expert opinion). However, for the proposed model it is possible to incorporate the prior information in the model using the demographer experience and the population projection estimates. Bayesian models may also be computationally expensive due to the use of Markov Chain Monte Carlo methods (Brooks et al. (2011)). However, in this proposal this is not a practical inconvenience since all calculations can be made in a closed manner without the need of computational approaches. The rest of the paper is organized as follows. In Section 2, the methodological framework of this research is presented. In Section 3, the proposed model for computing the base population estimates in a municipality of Colombia is used. Finally, in Section 4 the conclusions and remarks of this research are presented.

## 2. METHODOLOGY

The main goal of this paper is estimating the base population in small areas for long intercensal periods. As an innovation in relation to proposed methodologies given in Alkema et al. (2012); Alexander and Alkema (2018); Bryant et al. (2013); Bryant and Graham (2015); Daponte et al. (1997); Wheldon et al. (2015, 2016), we use an integrated administrative record incorporating multiple heterogeneous records from the health system, mortality because the Colombian armed conflict and administrative data from the education system. For the proposed procedure the data is obtained with the integrated administrative record and prior information can be introduced for the different age groups and genders using both the expertise of the practitioner and the population projections computed with the cohort-component method. Let  $Q_{l,t}$  be a demographic interest quantity obtained for instance through the number of births, deaths, migrants and habitants in the different demographic breakdowns of age, sex and time period.

In practice  $Q_{l,t}$  is projected by  $q_{l,t}^c$  using for example the cohort-component method which may be biased for long intercensal periods. We consider  $M_Q$  a model to represent the variable  $Q$  with variables obtained through the compensation equation which includes births, deaths, immigration and emigration. In practice we can have  $K$  heterogeneous administrative records with  $X_1, \dots, X_K$  variables which can be used to model the quantity  $Q$  using for instance regression models, time series or through direct estimations. Figure 1 illustrates the proposed model where the considered administrative records are obtained from 1) the health system using: a) Beneficiaries of Social Programs (SISBEN, by its Spanish acronym), b) Unique Affiliates Database (BDUA, by its Spanish acronym), c) the NUEVA EPS (Healthcare Promoting Entity), d) the Sanitas EPS and e) the Births and Deaths Registry; 2) the mortality due to the Colombian armed conflict using the Single Victims Registry (RUV, by its Spanish acronym) and 3) the administrative data from the education system using the Student Enrollment System for Basic and Middle Education (SIMAT, by its Spanish acronym).

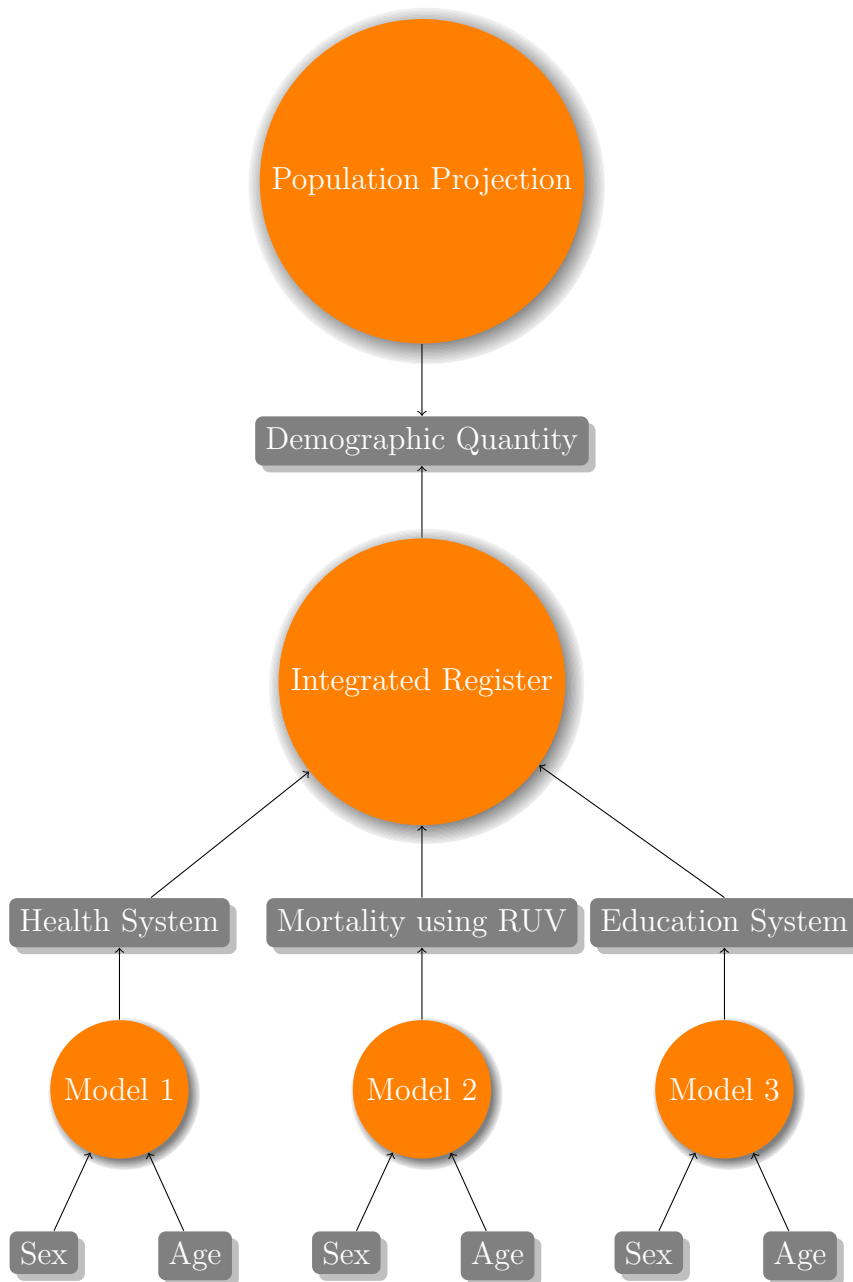


FIGURE 1. Representation of the proposed procedure.

We use a deterministic methodology proposed in Chapter 5 of Wallgren and Wallgren (2007) to build a base population integrated administrative record using data from different heterogeneous sources. This integrated record is produced by making an inventory and defining, processing and integrating the information into a single administrative record.

The quality of the database register is contingent upon the quality of the administrative records. Although in this work we build the integrated record using deterministic methods we could consider probabilistic methods given by Christen (2005); Herzog et al. (2007). Table 1 shows a summary from each of the administrative records and the migrations of these records to another system as well the duplicates and deaths. We found that the number of duplicates were 805 highlighting the significant contribution of the records in the construction of a base population. Additionally the percentage of migration and deaths is very small (7.58%) according to Table 1.

TABLE 1. Results of linking the administrative records using deterministic methods.

States	Migration	Duplicate	Death	Contribution
SISBEN	1171	491	563	74449
Deaths	0	0	5821	0
SIMAT	40	176	4	7879
Nueva EPS	183	0	46	5868
Sanitas EPS	46	0	0	901
RUT	684	45	25	13996
Births	80	28	1	3264
RUV	109	0	23	4485
BDUA	1168	65	249	30794
Total	4081	805	6732	142636

We consider now the proposed model. Let be  $\mathbf{q} = f(X_1, \dots, X_K)$  a vector with the information of the interest quantity given by the integrated record and where  $f(X_1, \dots, X_K)$  is a function of the  $X_1, \dots, X_K$  administrative records. The proposed procedure based in a Bayesian approach is useful to compute estimates of base populations using an integrated record for a specific period of time. The Bayesian model is given by

$$(2.1) \quad \begin{aligned} \mathbf{q} &\sim \text{Multinomial}(\boldsymbol{\theta}, n) \\ \boldsymbol{\theta} &\sim \text{Dirichlet}(\boldsymbol{\alpha}) \end{aligned}$$

where  $\mathbf{q} = q_{1,t}, \dots, q_{L,t}$ ,  $\boldsymbol{\alpha} = \{\alpha_{1,t}, \dots, \alpha_{L,t}\}$  and  $\boldsymbol{\theta} = \theta_{1,t}, \dots, \theta_{L,t}$  with  $L$  the number of the age-groups and where  $n$  the total population size for the considered sex-group. The considered model is illustrated in Figure 2. The posterior distribution of using (2.1) is Dirichlet (see for instance Gelman et al. (2013)) as follow

$$(2.2) \quad p(\boldsymbol{\theta}|\boldsymbol{\alpha}^*) = \frac{1}{\mathbf{B}(\boldsymbol{\alpha}^*)} \prod_{l=1}^L \theta_{l,t}^{\alpha_{l,t}^* - 1},$$

where  $\alpha_{l,t}^* = q_{l,t} + \alpha_{l,t}$ ,  $\sum_{l=1}^L \theta_{l,t} = 1$  and  $\mathbf{B}(\boldsymbol{\alpha}^*)$  the normalization constant computed by using gamma functions as follow

$$(2.3) \quad \mathbf{B}(\boldsymbol{\alpha}^*) = \frac{\prod_{l=1}^L \Gamma(\alpha_l^*)}{\Gamma(\sum_{l=1}^L \alpha_l^*)}.$$

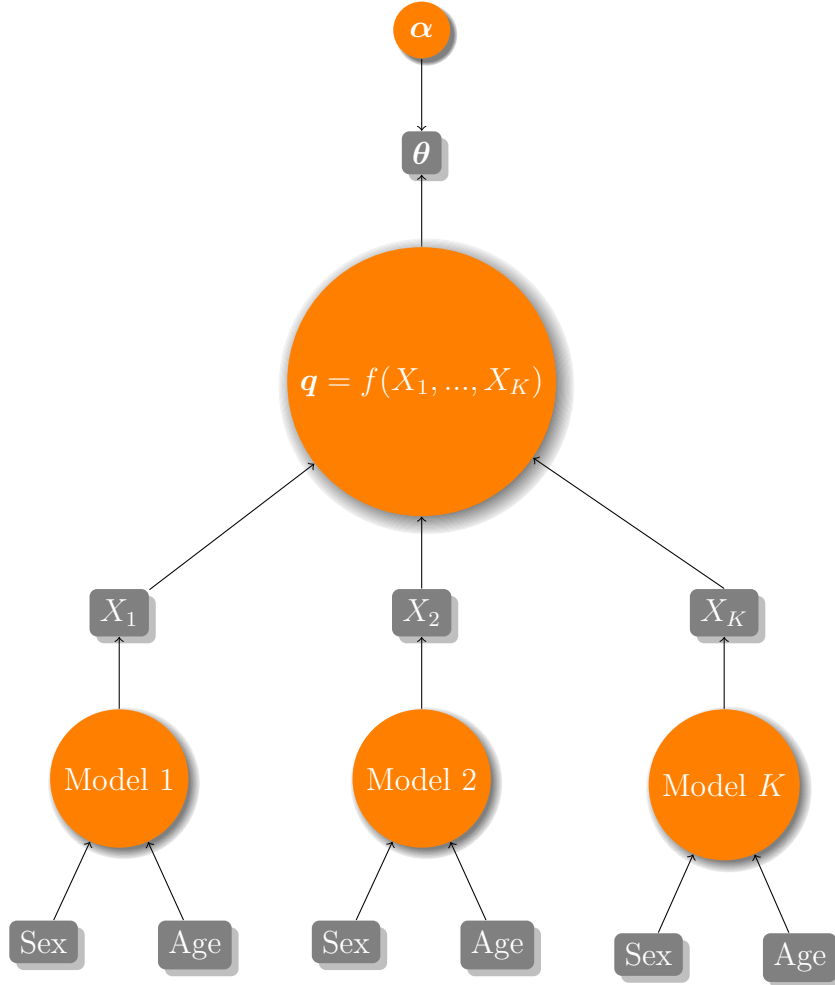


FIGURE 2. Representation of the proposed Bayesian approach.

The value of  $\boldsymbol{\alpha} = \{\alpha_{1,t}, \dots, \alpha_{L,t}\}$  represents the number of observations in each age group  $l = 1, \dots, L$  for time  $t$  which have been computed previously using the cohort-component method.  $\boldsymbol{\alpha}$  is also useful in practical terms if we wish to include additional information on an age-group  $l$  through the demographer criteria. An important practical advantage is due to the fact that the posterior distribution given in (2.2) is computed in closed form and credibility intervals for age-groups estimates in the base population can be constructed using the quantiles of the Dirichlet distribution.

### 3. POPULATION BASE ESTIMATES FOR THE MUNICIPALITY OF JAMUND

In order to illustrate the advantages of the proposed methodology we compute the base population estimates for the municipality of Jamund in Colombia for 2016. Jamund is located in the department of Valle del Cauca in Colombia which has been affected by the Colombian armed conflict and where live an indigenous group called the pez, also known as the Nasa. We assess if the population estimates are able to capture the size population structure by age and sex using an experimental census developed in the municipality of Jamund in 2016. Figure 3 illustrates the population structures according to age and sex obtained through: i.) The experimental census; ii.) The proposed methodology; iii.) The official population projections of DANE; and iv.) The integrated population register discussed in Section 2.

According to the results in Figure 3 the base population estimates through the Bayesian model shows a population structure similar to the one obtained through of the experimental census data. The proposed approach produces an intermediate pattern between the one projected by the cohort relation method which has a greater relative weight of the early-age population and the estimate of the integrated population record where the early-age population is unrepresented. The population dynamics did not behave as expected in the projections may be due to the fact that the decline in fertility appeared earlier and was more accelerated than the expected. Moreover there may be a lack of coverage in the posterior distribution (see Figure 3, top-left) where the infant population in the administrative records may be is unrepresented. This may be improved by incorporating in the integrated population register the information of vaccines for the five-age population computed by the ministry of health in Colombia.

We now use the Absolute Percentage Differences (APD) in order to compare the estimates of using our proposal, the cohort relation method or the integrated record with respect to the micro-data in the experimental census for each combination of age and sex. Tables 2 and 3 summarized the APD averages for age and sex respectively. The most interesting remark of this analysis is the improvement obtained in the precision of population estimates using the proposal in almost all age groups and for both sexes. Particular by using the proposed Bayesian model all population estimates by age (Table 2) show an APD below 20 percent and in most cases below 15 percent.

In contrast, all the estimates between 0 and 79 years obtained in the official projections show APD above 15 percent and particularly the estimates obtained in early ages were quite imprecise. In the case of the integrated record, no APD per age presented values lower than 15 percent. Furthermore for the comparison of estimates per sex (Table 3) there is remarkable advantage of using the proposed methodology because the average of the APDs are more or less equivalent to a third of the ones obtained through the other two contrasted methodologies.

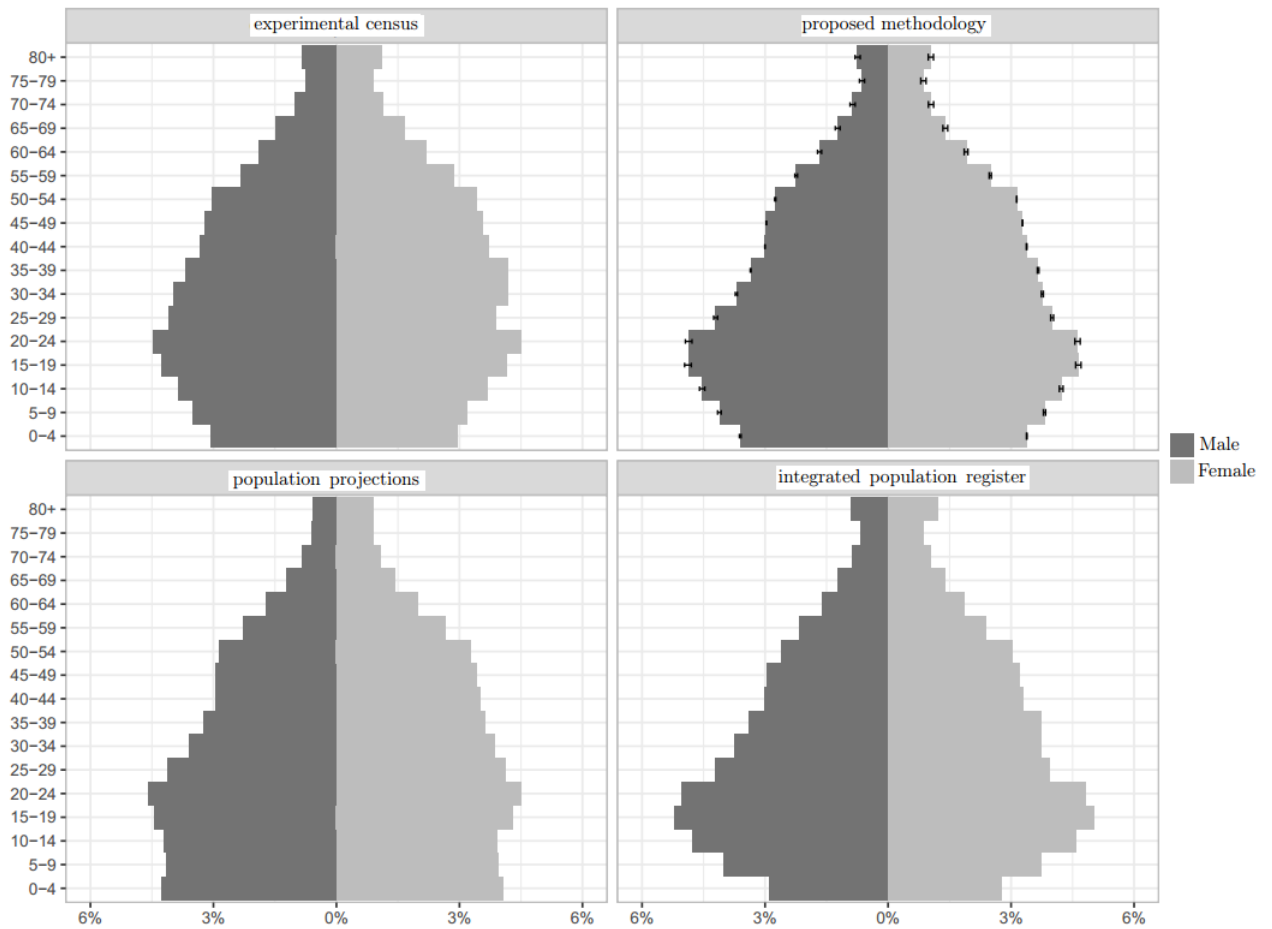


FIGURE 3. Estimates of base population in the municipality of Jamund in 2016. Using the experimental census (top-right), the proposed methodology (top-left), the official population projections of DANE (bottom-left), and the integrated population register (bottom-right).

#### 4. CONCLUDING REMARKS AND FUTURE WORK

In this paper a practical Bayesian procedure is proposed to estimate base populations for long intercensal periods in small areas through previously integrated information from heterogeneous administrative records. The proposal is robust in the estimation of population pyramids particularly in small areas where the coverage of the administrative records is high. The prior information in the proposed model can be introduced by both using the traditional components method and the expertise of the practitioner. The proposed model is robust to estimate population base as is illustrated in the municipality of Jamund in Colombia. We found the proposed alternative very promising to develop



TABLE 2. Averages of Absolute Percentage Differences in terms of the Experimental Census according to age groups using the proposed methodology, the official population projections and the integrated population register.

	Age	Proposed Methodology	Official Projections	Integrated Register
1	0-4	13.66	92.83	34.76
2	5-9	15.49	68.24	64.70
3	10-14	13.29	49.56	76.97
4	15-19	10.31	44.76	73.20
5	20-24	3.10	40.85	56.28
6	25-29	0.21	43.34	45.51
7	30-34	10.87	26.45	30.43
8	35-39	12.78	21.70	29.68
9	40-44	11.67	27.12	27.48
10	45-49	9.85	30.60	29.25
11	50-54	11.12	32.00	24.22
12	55-59	10.49	32.36	25.59
13	60-64	14.69	24.72	21.18
14	65-69	18.36	16.48	18.88
15	70-74	11.93	25.51	28.37
16	75-79	10.60	23.87	33.89
17	80+	9.76	7.56	55.86

TABLE 3. Averages of Absolute Percentage Differences in terms of the Experimental Census according to sexes using the proposed methodology, the official population projections and the integrated population register.

	Sex	Proposed Methodology	Official Projections	Integrated Register
1	Male	11.55	33.90	40.48
2	Female	10.62	37.69	39.10
3	Total	11.03	35.69	39.76

and update population structures on a local level in small areas and we now have some suggestions on future work: 1) Because in the integrated population register the early-age population is unrepresented we could explore the inclusion of a new administrative record computed using the vaccine information of the early-age population, 2) We observed some preliminary advantages of applying Bayesian dynamic models in the Unique Affiliates Database for temporal population base estimates. Therefore, a possible improvement in the proposed model is to incorporate some temporal behaviour, and 3) In this work we consider a Dirichlet prior for the base population however in practice this is may be a strong assumption because for the age-groups different administrative sources are

considered. Therefore a more flexible prior may be considered using a prior based in a Dirichlet process mixture (Hjort et al., 2010).

#### ACKNOWLEDGEMENTS

This project was supported in part by the Bloomberg Philanthropies Data for Health Initiative, National Administrative Department of Statistics and Vital Strategies. We thank Adrian E. Raftery (University of Washington) for his valuable comments on this paper. We also thank the panel participants in the workshop on Small Area Demographic Estimation in Latin America (Rio de Janeiro, Brazil 2018) for the discussion and suggestions on this approach.

#### REFERENCES

- Monica Alexander and Leontine Alkema. Global estimation of neonatal mortality using a bayesian hierarchical splines regression model. *Demographic Research*, 38:335–372, 2018.
- Leontine Alkema, Adrian E Raftery, Patrick Gerland, Samuel J Clark, François Pelletier, Thomas Buettner, and Gerhard K Heilig. Probabilistic projections of the total fertility rate for all countries. *Demography*, 48(3):815–839, 2011.
- Leontine Alkema, Adrian E Raftery, Patrick Gerland, Samuel J Clark, and François Pelletier. Estimating trends in the total fertility rate with uncertainty using imperfect data: Examples from west africa. *Demographic research*, 26(15), 2012.
- Steve Brooks, Andrew Gelman, Galin Jones, and Xiao-Li Meng. *Handbook of markov chain monte carlo*. CRC press, 2011.
- John R Bryant and Patrick Graham. A bayesian approach to population estimation with administrative data. *Journal of Official Statistics*, 31(3):475–487, 2015.
- John R Bryant, Patrick J Graham, et al. Bayesian demographic accounts: Subnational population estimation using multiple data sources. *Bayesian Analysis*, 8(3):591–622, 2013.
- Peter Christen. Probabilistic data generation for deduplication and data linkage. In *International Conference on Intelligent Data Engineering and Automated Learning*, pages 109–116. Springer, 2005.
- DANE. Departamento administrativo nacional de estadística. *Metodología proyecciones de población y estudios demográficos PPED*, 2009.
- Beth Osborne Daponte, Joseph B Kadane, and Lara J Wolfson. Bayesian demography: projecting the iraqi kurdish population, 1977–1990. *Journal of the American Statistical Association*, 92(440):1256–1267, 1997.
- Andrew Gelman, Hal S Stern, John B Carlin, David B Dunson, Aki Vehtari, and Donald B Rubin. *Bayesian data analysis*. Chapman and Hall/CRC, 2013.
- Thomas N Herzog, Fritz J Scheuren, and William E Winkler. *Data quality and record linkage techniques*. Springer Science & Business Media, 2007.
- Nils Lid Hjort, Chris Holmes, Peter Müller, and Stephen G Walker. *Bayesian nonparametrics*, volume 28. Cambridge University Press, 2010.

- Ronald D Lee and Lawrence R Carter. Modeling and forecasting us mortality. *Journal of the American statistical association*, 87(419):659–671, 1992.
- United Nations. World population prospects: The 2015 revision. *United Nations Econ Soc Aff*, 33(2):1–66, 2015.
- S Preston, Patrick Heuveline, and Michael Guillot. Demography: measuring and modeling population processes. 2001. *Malden, MA: Blackwell Publishers*, 2000.
- Adrian E Raftery, Jennifer L Chunn, Patrick Gerland, and Hana Ševčíková. Bayesian probabilistic projections of life expectancy for all countries. *Demography*, 50(3):777–801, 2013.
- Adrian E Raftery, Leontine Alkema, and Patrick Gerland. Bayesian population projections for the united nations. *Statistical science: a review journal of the Institute of Mathematical Statistics*, 29(1):58, 2014.
- Stanley K Smith, Jeff Tayman, and David A Swanson. *A practitioner’s guide to state and local population projections*. Springer, 2013.
- David A Swanson and Jeff Tayman. *Subnational population estimates*, volume 31. Springer Science & Business Media, 2012.
- Kenneth W Wachter. *Essential demographic methods*. Harvard University Press, 2014.
- Anders Wallgren and Britt Wallgren. *Register-based statistics: administrative data for statistical purposes*, volume 553. John Wiley & Sons, 2007.
- Mark C Wheldon, Adrian E Raftery, Samuel J Clark, and Patrick Gerland. Bayesian reconstruction of two-sex populations by age: estimating sex ratios at birth and sex ratios of mortality. *Journal of the Royal Statistical Society: Series A (Statistics in Society)*, 178(4):977–1007, 2015.
- Mark C Wheldon, Adrian E Raftery, Samuel J Clark, and Patrick Gerland. Bayesian population reconstruction of female populations for less developed and more developed countries. *Population studies*, 70(1):21–37, 2016.