

Identification of Regression Models with a Misclassified and Endogenous Binary Regressor

Hiroyuki Kasahara*
Vancouver School of Economics
University of British Columbia
hkasahar@mail.ubc.ca

Katsumi Shimotsu
Faculty of Economics
University of Tokyo
shimotsu@e.u-tokyo.ac.jp

April 26, 2019

Abstract

We study identification in nonparametric regression models with a misclassified and endogenous binary regressor when an instrument is correlated with misclassification error. We show that the regression function is nonparametrically identified if one binary instrument variable and one binary covariate that satisfy the following conditions are present. The instrumental variable (IV) corrects endogeneity; the IV must be correlated with the unobserved true underlying binary variable, must be uncorrelated with the error term in the outcome equation, and is allowed to be correlated with the misclassification error. The covariate corrects misclassification; this variable can be one of the regressors in the outcome equation, must be correlated with the unobserved true underlying binary variable, and must be uncorrelated with the misclassification error. We also propose a mixture-based framework for modeling unobserved heterogeneous treatment effects with a misclassified and endogenous binary regressor and show that treatment effects can be identified if the true treatment effect is related to an observed regressor and another observable variable.

1 Introduction

Misclassified endogenous binary regressors are prevalent in applications. Examples include self-reported educational attainment (Black et al., 2003), self-reported participation to job training (Krueger and Rouse, 1998), health insurance coverage reported by worker (Black et al., 2000) and participation to the Supplemental Nutrition Assistance Program (SNAP) formerly known as the Food Stamp Program (Kreider et al., 2012). For example, Black et al. (2003) find that only 66.4% of those reporting a professional degree in the 1990 Decennial Census have a professional

*Address for correspondence: Hiroyuki Kasahara, Vancouver School of Economics, University of British Columbia, 6000 Iona Dr., Vancouver, BC V6T 1L4, Canada. This research is supported by the Natural Science and Engineering Research Council of Canada and JSPS Grant-in-Aid for Scientific Research (C) No. 26380267.

degree, and Meyer et al. (2018) find that 49.0% of true food stamp recipient households do not report receipt in the Current Population Survey from 2002 to 2005.

We study identification in nonparametric regression models in the presence of a misclassified and endogenous binary regressor when a binary instrument controlling endogeneity is correlated with misclassification error. We consider the following model with a misclassified and endogenous binary regressor and the instrument variable (instrument) Z :

$$\begin{aligned} Y &= g(X, T^*) + \varepsilon \\ &= \alpha(X) + \beta(X)T^* + \varepsilon, \quad E[\varepsilon|X, Z] = 0, \end{aligned} \tag{1}$$

where Y is the outcome variable (for example, wage), X is exogenous controls, and ε is an unobservable disturbance. T^* is an unobservable binary regressor (for example, true educational qualification) which may be endogenous in the sense correlated with ε . T is an observable misclassified measurement of T^* (for example, self-reported schooling). Here, because the regressor T^* is binary, its measurement error is necessarily nonclassical, i.e., $T^* - T$ is correlated with T^* . This makes identification difficult.

A number of papers have studied regression models with an exogenous misclassified binary regressor. Aigner (1973) characterizes the OLS asymptotic bias for such a model and develops a procedure to consistently estimate the coefficient of the misclassified binary regressor when the outside information on misclassification probabilities is available. More recently, Lewbel (2007) shows that the difference $E[Y|X, T^* = 1] - E[Y|X, T^* = 0]$ can be identified using an instrument that is mean independent of the change in outcome variable associated with the change in T^* when the instrument takes at least three values. Mahajan (2006) shows that the conditional mean of outcome variable Y given T^* is identified while Hu (2008) provides related identification results when the discrete regressor takes more than two values. Battistin et al. (2014) examine the identification of the returns to educational qualifications when repeated misclassified measurements are available. Black et al. (2000) and Kane et al. (1999) show identification when repeated misclassified measurements of a binary regressor are available.

Only a few papers analyze identification of regression models when a misclassified binary regressor is endogenous. In particular, Mahajan (2006) shows that $\alpha(X)$ and $\beta(X)$ are identified when there exists a binary instrument variable Z that satisfies the conditional independence from T^* given by

$$T \perp\!\!\!\perp Z \text{ conditionally on } (T^*, X), \tag{2}$$

in addition to the standard relevance condition and exclusion restriction as well as some other assumptions. However, DiTraglia and García-Jimeno (2019) show that the assumptions in Mahajan (2006) imply that $E[\varepsilon|X, T^*] = 0$, namely, T^* is exogenous. As a result, identification of the model (1) under endogenous T^* has remained an open question.

As pointed out by DiTraglia and García-Jimeno (2019), the reason why Mahajan (2006) can-

not identify $\alpha(X)$ and $\beta(X)$ under endogenous T^* is that Mahajan (2006) uses only one binary instrument Z to control two sources of endogeneity, i.e., misclassification in T and endogeneity in T^* .

Some recent studies provide related identification conditions for models with a endogenous misclassified regressor T^* while maintaining the assumption (2) that the instrument Z is not only independent of ε but also independent of T conditional on T^* . DiTraglia and García-Jimeno (2019, Theorem 2.3) provide the point identification of $\beta(X)$ under the higher-order independence assumption

$$E[\varepsilon^2|X, Z] = E[\varepsilon^2|X], \quad E[\varepsilon^3|X, Z] = E[\varepsilon^3|X], \quad \text{and} \quad E[\varepsilon^2|X, Z, T^*, T] = E[\varepsilon^2|X, Z, T^*]. \quad (3)$$

Nguimkeu et al. (2019) analyze the (local) identification of a parametric model with endogenous treatment and endogenous misclassification using exclusion restrictions. Their identification argument builds on that of Poirier (1980). Both DiTraglia and García-Jimeno (2019, Assumption 2.2.(i)) and Nguimkeu et al. (2019, Assumption 1) assume that the misclassification probability is not affected by the instrument Z conditional on other observables. Other related studies include Hu et al. (2015, 2016) who provide the identification of nonseparable models with mis-measured endogenous regressor but their Assumption 2.1 also assumes that the instrument Z is independent of T conditional on (T^*, X) . In these studies, the instrument Z has to satisfy two different exclusion restrictions: one from the outcome equation and the other from the misclassification probability.

In empirical applications, a researcher chooses the instrument Z such that Z is relevant for T^* and is excluded from the outcome equation; whether Z is excluded from the misclassification probability or not is often a secondary concern given the difficulty of finding a valid instrument that satisfies both the relevance condition and the exclusion restriction from the outcome equation. When an endogenous binary regressor is a self-reported variable, however, the instrument Z may be correlated with the misclassification error because an incentive to make a false statement may be affected by the instrument Z .

For example, consider analyzing returns to educational qualifications on wages, where Z is chosen to be college proximity as in Card (1993); Y is logarithm of wage, T^* is true educational attainment, and T is self-reported educational attainment. Here, self-reported educational attainment may be misclassified when a respondent makes a false statement (Kane et al., 1999; Battistin et al., 2014). But the probability of making a false statement on one's educational attainment may be affected by the proximity to college because a respondent might think that verifying one's educational attainment is easier if one lives in the same city as the location of college. This invalidates the assumption that Z is independent of T conditional on T^* .

Another example is the effect of SNAP on health outcomes, where Y is a health outcome and T is self-reported participation to SNAP. As the instrument Z for controlling endogeneity in

T^* , some studies (for example, Meyerhoefer and Pylypchuk, 2008; Almada et al., 2016) use such variables as whether the state uses biometric identification technology (i.e., fingerprint scanning) and the percentage of SNAP benefits issued by direct mail rather than electronic bank transfer debit cards. These state policies may affect an individual’s decision to participate in SNAP by varying the costs and burden associated with participation, but have no effect on health outcome. If the participation status is misreported, then the misreporting probability is also likely to be affected by such state policies, hence Z is not independent of T conditional on T^* .

To our best knowledge, none of the existing papers establishes identification of models with a misclassified endogenous binary regressor when an instrument is correlated with misclassification errors. This paper fills this gap. Specifically, we relax the assumption (2) and show identification when one of the covariates in the outcome equation, denoted by V , satisfies an exclusion restriction from the misclassification probability, i.e.,

$$T \perp\!\!\!\perp V \text{ conditionally on } (T^*, X, Z),$$

where the model (1) is now written as

$$Y = \alpha(X, V) + \beta(X, V)T^* + \varepsilon, \quad E[\varepsilon|X, V, Z] = 0. \quad (4)$$

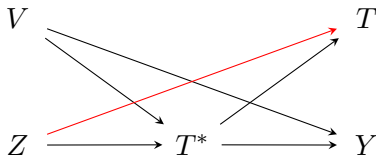
Because $E[\varepsilon|X, V, Z] = 0$, V can be one of the covariates in the outcome equation. As in the existing literature, V also needs to be relevant for T^* in that V changes the distribution of T^* . Unlike the existing literature, however, we allow Z to affect the misclassification probability.

Figure 1 compares the relationship among Y , T^* , T , Z , and V in this paper with those in some recent studies. Our Proposition 1 in Figure 1(a) does not assume that Z is independent of T conditional on T^* while the existing studies such as DiTraglia and García-Jimeno (2019) and Nguimkeu et al. (2019) assume that Z is excluded from the misclassification probability in Figure 1(b)(c).¹ Figure 1(d) illustrates the approach of Black et al. (2000), Kane et al. (1999), and Battistin et al. (2014), who use two conditionally independent measurements of T^* . In our setup, Z and V can be correlated to each other conditional on T^* so that our identification argument is different from theirs.

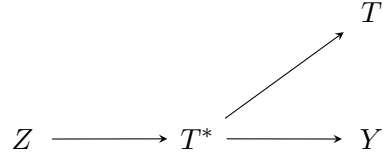
Our identification result is useful for empirical applications. To apply our identification result, a researcher needs to find one of the covariates that is correlated with endogenous regressor T^* but does not affect misclassification errors. Given that there are often many covariates to choose from, finding such a covariate V is likely to be much easier than finding an instrument Z that is relevant for T^* and yet is excluded from both the outcome equation and the misclassification error.

The identification of the local average treatment effect (LATE) under mismeasured treatment

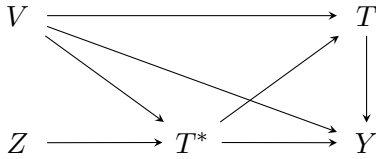
¹Nguimkeu et al. (2019) assume that the measurement error is not non-differential.



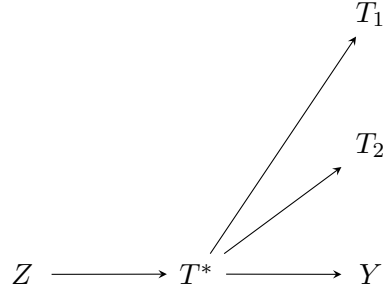
(a) This paper’s Proposition 1: Z can be correlated with T conditional on T^*



(b) DiTraglia and García-Jimeno (2019): Z is conditionally independent of Y up to the third moments



(c) Nguimkeu et al. (2019)



(d) Two repeated measures for T^* : Black et al. (2000), Kane et al. (1999), Battistin et al. (2014)

Figure 1: Comparison of the relationships between the outcome Y , true unobserved regressor T^* , misclassified regressor T , instrument Z , and other covariate/instrument/measurement V in some published papers. Each arrow represents the dependence while a lack of arrow represents the conditional independence.

was studied by Yanagi (2018), Ura (2018), and Calvi et al. (2018). In his Assumption 4.3, Yanagi (2018) assumes that V is excluded from both the outcome equation and the misclassification equation conditional on T^* , essentially giving an instrumental variable which shifts the distribution of T^* without affecting the outcome variable as well as the misclassification probability. Ura (2018) obtains bounds for LATE under mismeasured treatment and standard LATE instrument assumptions. Using two different misclassified treatment indicators, Calvi et al. (2018) provide a point identification result for, what they call, the mismeasurement robust LATE which is generally different from the standard LATE. Botosaru and Gutierrez (2018) show that the average treatment effect on the treated is identifiable from repeated cross-section data when the treatment status is observed only either before or after the implementation of a program if there is a proxy variable for the latent treatment.

The model (4) assumes that the individual treatment effect does not depend on unobservables. To examine heterogeneous treatment effects, we extend the model (4) by allowing $\alpha(\cdot)$ and $\beta(\cdot)$ to depend on an unobserved random variable U^* that has discrete support points. We generalize our identification result to this model with heterogeneous treatment effects when a mismeasured observable measure (proxy) for U^* is available and show that the average treatment effect, the average treatment effect on the treated, the average treatment effect on the

untreated, and the LATE are identified.

The remainder of this paper is organized as follows. Section 2 introduces the model and assumptions and derives identification results. Section 3 shows identification of a heterogeneous treatment effect model. Proofs are collected in Section 4.

2 Identification of the Model with a Misclassified Endogenous Binary Regressor

Throughout the paper, we assume that both Z and V are binary random variables with their support given by $\{0, 1\}$. X is a vector of exogenous regressors. We establish the identification of the model (4) under the following assumptions.

Assumption 1. (a) $E[\varepsilon|T^*, T, X, Z, V] = E[\varepsilon|T^*, X, Z, V]$. (b) $E[\varepsilon|T^*, X, Z, V] = E[\varepsilon|T^*, X, V]$. (c) $\Pr(T^* = 1|X, Z = 0, V) \neq \Pr(T^* = 1|X, Z = 1, V)$. (d) $\Pr(T = 1|T^*, X, Z, V) = \Pr(T = 1|T^*, X, Z)$. (e) $\Pr(T^* = 1|X, Z, V = 0) \neq \Pr(T^* = 1|X, Z, V = 1)$. (f) $1 > \Pr(T = 1|T^* = 1, X, Z) > \Pr(T = 1|T^* = 0, X, Z) > 0$. (g) $\beta(X, V) \neq 0$.

Assumption 2.

$$\frac{\Pr(T^* = 0|X, Z = 0, V = 0) \Pr(T^* = 0|X, Z = 1, V = 1)}{\Pr(T^* = 0|X, Z = 1, V = 0) \Pr(T^* = 0|X, Z = 1, V = 0)} \neq \frac{\Pr(T^* = 1|X, Z = 0, V = 0) \Pr(T^* = 1|X, Z = 1, V = 1)}{\Pr(T^* = 1|X, Z = 1, V = 0) \Pr(T^* = 1|X, Z = 1, V = 0)}.$$

Assumption 1 is a straightforward generalization of the assumptions in the current literature. Assumption 1(a) is the standard assumption of non-differential measurement error which are popular in the misclassification literature (e.g., equation (1) of Mahajan (2006) and Assumption 2.2.(iii) of DiTraglia and García-Jimeno (2019)). Assumption 1(b) and (c) are the standard instrumental variable assumptions that the instrument Z has to be excluded from the outcome equation while Z must be relevant for the true regressor T^* .

Assumption 1(d) imposes an exclusion restriction that the covariate V does not affect misclassification probability. But Assumption 1(d) allows the instrument Z to influence the misclassification probability, thus relaxing Assumption 3 in Mahajan (2006) and Assumption 2.2(i) in DiTraglia and García-Jimeno (2019). Assumption 1(e) is the relevance condition for V . Under Assumption 1(d)(e), V plays a similar role to instrument for the misclassification probability.

Assumptions 1(f)(g) require that T^* changes the mean of T and Y . In other words, T^* is relevant for the mean of T and Y . Assumption 1(f) corresponds to Assumption 2 in Mahajan (2006) and Assumption 2.2(ii) in DiTraglia and García-Jimeno (2019). Assumption 1(g) corresponds to Assumption 5 in Mahajan (2006).

Assumption 2 holds if the changes in (Z, V) induces sufficient variation in $\Pr(T^* = 0|X, Z, V)$.

The following proposition provides the main identification result of this paper.

Proposition 1. *Under Assumptions 1 and 2, $E[Y|T^*, X, V]$, $\Pr(T = 1|T^*, X, Z)$, and $\Pr(T^* = 1|X, Z, V)$ are identified for all (T^*, Z, V) .*

Once $E[Y|T^*, X, V]$ is identified, we identify $\alpha(X, V)$ and $\beta(X, V)$ as $\alpha(X, V) = E[Y|T^* = 0, X, V]$ and $\beta(X, V) = E[Y|T^* = 1, X, V] - E[Y|T^* = 0, X, V]$.

The key assumption in Proposition 1 that is different from those in the existing papers is that we allow Z to affect the misclassification probability. Mahajan (2006) and DiTraglia and García-Jimeno (2019) use one instrument Z and assume Z is independent of T conditional on T^* . In empirical applications, it is often difficult to find an instrument Z that satisfies the relevance condition and the exclusion restriction from the outcome equation; finding an instrument Z that also satisfies the exclusion restriction from the misclassification probability is even more difficult. Our identification condition relaxes the requirement for Z in the existing studies by alternatively assuming that one of the covariates in the outcome equation satisfies the exclusion restriction from the misclassification probability.

For clarification, we make the following two remarks.

Remark 1. *Proposition 1 holds even if $E[T|T^*, X, Z]$ does not depend on Z . Hence, Z may or may not affect the misclassification probability.*

Remark 2. *Proposition 1 holds even if $\alpha(X, V) = \alpha(X)$ and $\beta(X, V) = \beta(X)$. That is, the variable V may or may not be one of the covariates in the outcome equation.*

We also consider an alternative set of assumptions in which V does not satisfy the relevance condition Assumption 1(e), namely, $\Pr(T^* = 1|X, Z, V)$ does not depend on V . Even in this case, we can identify the model if the misclassification probability does not depend on Z .

Assumption 3. *Assumption 1(a),(b),(c),(f),(g) hold, $\Pr(T^* = 1|X, Z, V) = \Pr(T^* = 1|X, Z)$, and Assumption 1(d) is strengthened to $\Pr(T = 1|T^*, X, Z, V) = \Pr(T = 1|T^*, X)$.*

Proposition 2. *Under Assumption 3, $E[Y|T^*, X, V]$, $\Pr(T = 1|T^*, X)$, and $\Pr(T^* = 1|X, Z)$ are identified for all (T^*, Z, V) .*

Similarly to DiTraglia and García-Jimeno (2019) and other existing studies, Proposition 2 assumes that Z is excluded from the misclassification probability. Proposition 2 shows that the regression coefficient $\beta(X, V)$ can be identified if we have a covariate V that is excluded from the misclassification probability but can be irrelevant for T^* , complementing the identification result of DiTraglia and García-Jimeno (2019) by providing an alternative assumption to the higher-order independence assumption of DiTraglia and García-Jimeno (2019) in equation (3).

3 Heterogeneous treatment effect

In Section 2, we assume that the effect of T^* on Y does not depend on unobservables. In this section, we extend the model (4) to allow the parameter $\alpha(\cdot)$ and $\beta(\cdot)$ to depend on an unobserved random variable U^* . This gives a random coefficient model similar to the model in Heckman et al. (2006):

$$Y = \alpha(U^*, X, V) + \beta(U^*, X, V)T^* + \varepsilon, \quad E[\varepsilon|U^*, T^*, X, V, Z] = 0. \quad (5)$$

For example, in a model of the returns to schooling, Y is logarithm of wage, U^* is unobservable ability, and T^* is true education attainment. V could be mother's education, X may contain experience and gender, and Z is the proximity to colleges or universities.

We allow U^* and T^* to be correlated. Hence, $\alpha(U^*, X, V)$ and $\beta(U^*, X, V)$ may be correlated with T^* conditional on (X, V) . When $\alpha(U^*, X, V)$ and T^* are correlated, we have “sorting on the level,” which is a common form of selection bias. When $\beta(U^*, X, V)$ and T^* are correlated, we have “sorting on the gain,” which is called essential heterogeneity by Heckman et al. (2006). Carneiro et al. (2011), Heckman et al. (2006), and Heckman and Vytlacil (2007) examine the case where T^* is observable and develop procedures to estimate the summary statistics for $\beta(U^*)$ via the marginal treatment effect.

As in Section 2, we assume that we have an observable binary measurement T for an unobserved binary treatment variable T^* . To identify the joint distribution of T^* and U^* from the data, we augment the model with an observable measurement U of U^* . The role of U to U^* is similar to that of T to T^* in that U provides information on U^* .

Define $S = (U, T)$ and $S^* = (U^*, T^*)$. We assume that S is conditionally independent of V given (S^*, X, Z) , where V is a binary observable variable. As in Section 2, we may choose V among other covariates so that finding V is often easier than finding Z . As shown in Proposition 3 below, with additional regularity conditions (rank conditions and distinct eigenvalues), we may identify $\Pr(S^*|X, Z, V)$, $\Pr(Y|S^*, X, V)$, and $\Pr(S|S^*, X, Z)$ for all (S^*, Z, V, X) . Therefore, $\alpha(U^*, X, V)$, $\beta(U^*, X, V)$, and the distribution of (U^*, T^*) are identified.

We assume that both U^* and U take K_u discrete values with the support $\mathcal{U} = \{u_1, \dots, u_{K_u}\}$.² Denote the support of S^* and S by $\mathcal{S} := \{s_1, \dots, s_K\}$ with $K = 2K_u$. We also assume that Y can take at least K different values.

Assumption 4. (a) Y is independent of S conditional on (S^*, X, Z, V) . (b) Y is independent of Z conditional on (S^*, X, V) . (c) S is independent of V given (S^*, X, Z) . (d) $\Pr(S = s|S^* = s, X, Z) > \Pr(S = s'|S^* = s, X, Z)$ for any $s' \neq s$ and for all Z .

²When U takes more than K_u possible values (including the continuous case), we may define K_u distinct sets by partitioning the support of U .

Assumption 5. $\{\tilde{\lambda}_j\}_{j=1}^K$ take distinct values across $j = 1, \dots, K$, where

$$\tilde{\lambda}_j := \frac{\Pr(S^* = s_j | X, Z = 0, V = 0) \Pr(S^* = s_j | X, Z = 1, V = 1)}{\Pr(S^* = s_j | X, Z = 1, V = 0) \Pr(S^* = s_j | X, Z = 0, V = 1)}.$$

Assumption 6. There exists a partition of the support of the distribution of Y , $\{\Delta_j\}_{j=1}^K$, such that the matrix

$L_Y(X, V) :=$

$$\begin{bmatrix} 1 & 1 & \cdots & 1 \\ \Pr(Y \in \Delta_1 | S^* = s_1, X, V) & \Pr(Y \in \Delta_1 | S^* = s_2, X, V) & \cdots & \Pr(Y \in \Delta_1 | S^* = s_K, X, V) \\ \vdots & \vdots & \ddots & \vdots \\ \Pr(Y \in \Delta_{K-1} | S^* = s_1, X, V) & \Pr(Y \in \Delta_{K-1} | S^* = s_2, X, V) & \cdots & \Pr(Y \in \Delta_{K-1} | S^* = s_K, X, V) \end{bmatrix}$$

is nonsingular for any V .

Assumption 4(a)(b) corresponds to Assumption 1(a)(b), representing a non-differential measurement error assumption and an exclusion restriction of Z from the outcome equation. Assumption 4(c) requires that V is excluded from the measurement equation for S conditional on (S^*, X, Z) , generalizing Assumption 1(d). Assumption 4(d) assumes that S is sufficiently informative to identify the unobserved value of S^* such that the probability of $S = s$ given $S^* = s$ is higher than that of $S = s'$ for any $s' \neq s$. Assumption 5 is similar to Assumption 2, which requires that Z and V are relevant for determining $\Pr(S^* | Z, V)$ and the changes in (Z, V) induce sufficient variation in $\Pr(S^* | Z, V)$. Assumption 6 generalizes Assumption 1(g), requiring that the value of $\alpha(U^*, X, V) + \beta(U^*, X, V)T^*$ changes sufficiently across different values of (U^*, T^*) given (X, V) .

Proposition 3. Under Assumptions 4–6, $\Pr(S^* | X, Z, V)$, $\Pr(S | S^*, X, Z)$, and $\Pr(Y \in \Delta | S^*, X, V)$ are identified for all (S^*, X, Z, V) and for any set Δ on the support of the distribution of Y .

We consider identification of treatment effects from model (5). The local average treatment effect (LATE) is the average of the treatment effect on Y over the subpopulation (the compliers) whose treatment status is strictly affected by the instrument. If their Conditions 1 and 2 hold conditional on X and V , Imbens and Angrist (1994, Theorem 1) show that the local average treatment effect equals

$$\frac{E[Y | Z = 1, X, V] - E[Y | Z = 0, X, V]}{E[T^* | Z = 1, X, V] - E[T^* | Z = 0, X, V]}.$$

This can be identified from Proposition 3 because $E[Y | Z, X, V] = \sum_{s \in \mathcal{S}} E[Y | S^* = s, X, V] \Pr(S^* = s | X, Z)$ and $E[T^* | Z, X, V] = \Pr(T^* | Z, X, V)$.

For identifying other treatment effects, let Y_1 denote the potential outcome if the subject were to receive treatment and let Y_0 denote the potential outcome if the subject were not to

receive treatment. Decompose Y_j into its conditional mean given (X, V) , $\mu_j(X, V)$, and its deviation from the mean, U_j , as

$$Y_1 = \mu_1(X, V) + U_1, \quad Y_0 = \mu_0(X, V) + U_0.$$

We consider the following assumption to identify treatment effects.

Assumption 7. *Either $E[U_0|S^*, X, V] = E[U_0|U^*, X, V]$ or $E[U_1|S^*, X, V] = E[U_1|U^*, X, V]$.*

Suppose that $E[U_0|S^*, X, V] = E[U_0|U^*, X, V]$ holds. Then, Assumption 7 requires that U_0 is mean independent of T^* given (U^*, X, V) . Therefore, T^* is exogenous with respect to U_0 once U^* is conditioned on, but T^* may be correlated with U_0 via U^* and may be correlated with U_1 conditional on U^* . Then, similar to Heckman et al. (2006), we can write the observed outcome under true treatment as

$$\begin{aligned} Y &= Y_0 + (Y_1 - Y_0)T^* \\ &= \mu_0(X, V) + [\mu_1(X, V) - \mu_0(X, V) + U_1 - U_0]T^* + U_0 \\ &= \alpha(U^*, X, V) + \beta(U^*, X, V)T^* + \varepsilon, \end{aligned}$$

with defining

$$\begin{aligned} \alpha(U^*, X, V) &= \mu_0(X, V) + E[U_0|U^*, X, V], \\ \beta(U^*, X, V) &= \mu_1(X, V) - \mu_0(X, V) + U_1 - U_0, \\ \varepsilon &= U_0 - E[U_0|U^*, X, V] = U_0 - E[U_0|S^*, X, V], \end{aligned}$$

where ε satisfies $E[\varepsilon|S^*, X, V] = 0$ from Assumption 4. Furthermore,

$$Y_1 - Y_0 = \mu_1(X, V) - \mu_0(X, V) + U_1 - U_0 = \beta(U^*, X, V),$$

holds. When $E[U_1|S^*, X, V] = E[U_1|U^*, X, V]$ holds, we may write $Y = Y_1 + (Y_0 - Y_1)(1 - T^*) = \mu_1(X, V) + [\mu_0(X, V) - \mu_1(X, V) + U_0 - U_1](1 - T^*) + U_1$, and repeating the above argument identifies $-\beta(U^*, X, V) = E[Y|U^*, T^* = 0, X, V] - E[Y|U^*, T^* = 1, X, V]$. We may identify $\alpha(U^*, X, V)$ and $\beta(U^*, X, V)$ from Proposition 3 as $\alpha(U^*, X, V) = E[Y|U^*, T^* = 0, X, V]$ and $\beta(U^*, X, V) = E[Y|U^*, T^* = 1, X, V] - E[Y|U^*, T^* = 0, X, V]$.

From Proposition 3 and Assumption 7, we can identify the average treatment effect (ATE), the average treatment effect on the treated (TT), and the average treatment effect on the untreated (TUT) conditional on (X, V) by taking the average of $\beta(U^*, X, V)$ over U^* using

appropriate weights as

$$\begin{aligned}
ATE &= E[Y_1 - Y_0|X, V] = \sum_{u \in \mathcal{U}} \beta(u, X, V) \Pr(U^* = u|X, V), \\
TT &= E[Y_1 - Y_0|T^* = 1, X, V] = \sum_{u \in \mathcal{U}} \beta(u, X, V) \Pr(U^* = u|T^* = 1, X, V), \\
TUT &= E[Y_1 - Y_0|T^* = 0, X, V] = \sum_{u \in \mathcal{U}} \beta(u, X, V) \Pr(U^* = u|T^* = 0, X, V),
\end{aligned}$$

respectively, where $\Pr(U^* = u|T^*, X, V)$ is identified from $\Pr(S^*|X, Z)$.

When Assumption 7 does not hold, Proposition 3 identifies the marginal distribution of Y_0 and that of Y_1 separately, but the distribution of the individual treatment effects, $Y_1 - Y_0$, is not point-identified. Fan and Park (2010) provide a sharp bound on the distribution of the individual treatment effects given the marginal distributions of Y_0 and Y_1 .

4 Proofs

Proof of Proposition 1 . The proof uses eigenvalue decomposition as in Anderson (1954), De Lathauwer (2006), Hu (2008), Kasahara and Shimotsu (2009), and Carroll et al. (2010). Henceforth, we suppress X and use $E[T]$ and $\Pr(T = 1)$ exchangeably because T is binary. Under Assumption 1, we obtain the following decomposition of $E[Y|Z, V]$, $E[T|Z, V]$, and $E[YT|Z, V]$:

$$\begin{aligned}
1 &= \Pr(T^* = 0|Z, V) + \Pr(T^* = 1|Z, V) \\
E[Y|Z, V] &= E[Y|T^* = 0, Z, V] \Pr(T^* = 0|Z, V) + E[Y|T^* = 1, Z, V] \Pr(T^* = 1|Z, V) \\
&= E[Y|T^* = 0, V] \Pr(T^* = 0|Z, V) + E[Y|T^* = 1, V] \Pr(T^* = 1|Z, V), \quad (6) \\
E[T|Z, V] &= E[T|T^* = 0, Z, V] \Pr(T^* = 0|Z, V) + E[T|T^* = 1, Z, V] \Pr(T^* = 1|Z, V) \\
&= E[T|T^* = 0, Z] \Pr(T^* = 0|Z, V) + E[T|T^* = 1, Z] \Pr(T^* = 1|Z, V),
\end{aligned}$$

where the third equality follows from Assumption 1(b), and the fifth equality follows from Assumption 1(d).

Write $E[YT|Z, V]$ as

$$E[YT|Z, V] = E[YT|T^* = 0, Z, V] \Pr(T^* = 0|Z, V) + E[YT|T^* = 1, Z, V] \Pr(T^* = 1|Z, V). \quad (7)$$

We proceed to simplify $E[YT|T^*, Z, V]$ in (7). It follows from the law of iterated expectations and Assumption 1(a) that

$$E[YT|T^*, Z, V] = E[E[Y|T, T^*, Z, V]|T^*, Z, V] = E[Y|T^*, Z, V]E[T|T^*, Z, V].$$

Under Assumption 1(b)(d), the right hand side is written as $E[Y|T^*, V]E[T|T^*, Z]$. Substituting

this to (7) gives

$$\begin{aligned} E[YT|Z, V] &= E[Y|T^* = 0, V]E[T|T^* = 0, Z] \Pr(T^* = 0|Z, V) \\ &\quad + E[Y|T^* = 1, V]E[T|T^* = 1, Z] \Pr(T^* = 1|Z, V). \end{aligned} \quad (8)$$

For $(Z, V) \in \{0, 1\}^2$, define the following matrices. First, define the matrix of observable conditional moments of (Y, T) given (Z, V) as

$$Q(Z, V) := \begin{pmatrix} 1 & E[Y|Z, V] \\ E[T|Z, V] & E[YT|Z, V] \end{pmatrix}. \quad (9)$$

Next, define the matrices of unobservables as

$$\begin{aligned} L_Y(V) &:= \begin{pmatrix} 1 & 1 \\ E[Y|T^* = 0, V] & E[Y|T^* = 1, V] \end{pmatrix}, \\ L_T(Z) &:= \begin{pmatrix} 1 & 1 \\ E[T|T^* = 0, Z] & E[T|T^* = 1, Z] \end{pmatrix}, \\ \Lambda(Z, V) &:= \begin{pmatrix} \Pr(T^* = 0|Z, V) & 0 \\ 0 & \Pr(T^* = 1|Z, V) \end{pmatrix}. \end{aligned} \quad (10)$$

Then, we can collect (6)–(8) as

$$Q(Z, V) = L_T(Z)\Lambda(Z, V)L_Y(V)^\top. \quad (11)$$

Evaluating (11) for $(Z, V) \in \{0, 1\}^2$ gives

$$\begin{aligned} Q(0, 0) &= L_T(0)\Lambda(0, 0)L_Y(0)^\top, & Q(0, 1) &= L_T(0)\Lambda(0, 1)L_Y(1)^\top, \\ Q(1, 0) &= L_T(1)\Lambda(1, 0)L_Y(0)^\top, & Q(1, 1) &= L_T(1)\Lambda(1, 1)L_Y(1)^\top. \end{aligned}$$

Observe that

$$Q(0, 0)Q(1, 0)^{-1}Q(1, 1)Q(0, 1)^{-1} = L_T(0)\Lambda(0, 0)\Lambda(1, 0)^{-1}\Lambda(1, 1)\Lambda(0, 1)^{-1}L_T(0)^{-1},$$

where $L_Y(V)$, $L_T(Z)$, and $\Lambda(Z, V)$ are invertible from Assumption 1(c)(f)(g). Defining $\tilde{Q} := Q(0, 0)Q(1, 0)^{-1}Q(1, 1)Q(0, 1)^{-1}$ and $\tilde{\Lambda} := \Lambda(0, 0)\Lambda(1, 0)^{-1}\Lambda(1, 1)\Lambda(0, 1)^{-1}$, we can write this equation as $\tilde{Q} = L_T(0)\tilde{\Lambda}L_T(0)^{-1}$. It follows that

$$\tilde{Q}L_T(0) = L_T(0)\tilde{\Lambda}.$$

From Assumption 2, the eigenvalues of \tilde{Q} are distinct. Because $\tilde{\Lambda}$ is diagonal and the first

row of $L_T(0)$ is 1, the columns of $L_T(0)$ are identified as the eigenvectors of \tilde{Q} . Furthermore, Assumption 1(f) identifies individual columns of $L_T(0)$. Similarly, we have

$$\begin{aligned} Q(0,0)^\top(Q(0,1)^\top)^{-1}Q(1,1)^\top(Q(1,0)^\top)^{-1} &= L_Y(0)\Lambda(0,0)\Lambda(0,1)^{-1}\Lambda(1,1)\Lambda(1,0)^{-1}L_Y(0)^{-1} \\ &= L_Y(0)\tilde{\Lambda}L_Y(0)^{-1}, \end{aligned}$$

where the last equality holds because $\Lambda(Z, V)$ is diagonal. Consequently, $L_Y(0)$ is identified from the eigenvectors of $Q(0,0)^\top(Q(0,1)^\top)^{-1}Q(1,1)^\top(Q(1,0)^\top)^{-1}$ in conjunction with Assumption 1(g).

Once $L_T(0)$ and $L_Y(0)$ are identified, we can identify $\Lambda(0,0)$ as $\Lambda(0,0) = L_T(0)^{-1}Q(0,0)(L_Y(0)^\top)^{-1}$. $L_T(1)$ and $L_Y(1)$ are identified from the eigenvectors of $Q(1,0)Q(0,0)^{-1}Q(0,1)Q(1,1)^{-1}$ and $Q(1,1)^\top(Q(1,0)^\top)^{-1}Q(0,0)^\top(Q(0,1)^\top)^{-1}$, respectively. Finally, $(\Lambda(0,1), \Lambda(1,0), \Lambda(1,1))$ is identified from $(L_T(0), L_T(1), L_Y(0), L_Y(1))$ and $(Q(0,1), Q(1,0), Q(1,1))$.

When $E[T|T^*, X, Z]$ does not depend on Z , the proof goes through by replacing $L_T(Z)$ with L_T .

□

Proof of Proposition 2. Using a similar derivation to (6) and (8), we obtain

$$\begin{aligned} 1 &= \Pr(T^* = 0|Z) + \Pr(T^* = 1|Z) \\ E[Y|Z, V] &= E[Y|T^* = 0, V] \Pr(T^* = 0|Z) + E[Y|T^* = 1, V] \Pr(T^* = 1|Z), \\ E[T|Z, V] &= E[T|T^* = 0] \Pr(T^* = 0|Z) + E[T|T^* = 1] \Pr(T^* = 1|Z), \\ E[YT|Z, V] &= E[Y|T^* = 0, V]E[T|T^* = 0] \Pr(T^* = 0|Z) \\ &\quad + E[Y|T^* = 1, V]E[T|T^* = 1] \Pr(T^* = 1|Z). \end{aligned} \tag{12}$$

Define $Q(Z, V)$ and $L_Y(V)$ as in (9) and (10), and define

$$L_T := \begin{pmatrix} 1 & 1 \\ E[T|T^* = 0] & E[T|T^* = 1] \end{pmatrix} \quad \text{and} \quad \Lambda(Z) := \begin{pmatrix} \Pr(T^* = 0|Z) & 0 \\ 0 & \Pr(T^* = 1|Z) \end{pmatrix}.$$

Then, we can collect (12) as

$$Q(Z, V) = L_T \Lambda(Z) L_Y(V)^\top. \tag{13}$$

Observe that

$$Q(0,0)Q(1,0)^{-1} = L_T \Lambda(0) \Lambda(1)^{-1} L_T^{-1}.$$

From Assumption 3, the eigenvalues of $Q(0,0)Q(1,0)^{-1}$ are distinct. Consequently, the columns of L_T are identified as the eigenvectors of $Q(0,0)Q(1,0)^{-1}$.

Similarly, we have

$$Q(0,0)^\top(Q(1,0)^\top)^{-1} = L_Y(0)\Lambda(0)\Lambda(1)^{-1}L_Y(0)^{-1},$$

and $L_Y(0)$ is identified from the eigenvectors of $Q(0,0)^\top(Q(1,0)^\top)^{-1}$. Once L_T and $L_Y(0)$ are identified, we can identify $\Lambda(0)$ as $\Lambda(0) = L_T^{-1}Q(0,0)(L_Y(0)^\top)^{-1}$, and $\Lambda(1)$ and $L_Y(1)$ are identified similarly. □

Proof of Proposition 3. The proof is similar to the proof of Proposition 1. Henceforth, we suppress X . Under Assumption 4, using a similar argument to the proof of Proposition 1 gives the following representations: for any set Δ on the support of Y ,

$$\begin{aligned} 1 &= \sum_{s \in \mathcal{S}} \Pr(S^* = s|Z, V), \\ \Pr(Y \in \Delta|Z, V) &= \sum_{s \in \mathcal{S}} \Pr(S^* = s|Z, V) \Pr(Y \in \Delta|S^* = s, V), \\ \Pr(S = s|Z, V) &= \sum_{s \in \mathcal{S}} \Pr(S^* = s|Z, V) \Pr(S = s|S^* = s, Z), \\ \Pr(Y \in \Delta, S = s|Z, V) &= \sum_{s \in \mathcal{S}} \Pr(S^* = s|Z, V) \Pr(Y \in \Delta|S^* = s, V) \Pr(S = s|S^* = s, Z). \end{aligned} \tag{14}$$

Consider an event $\{Y \in \Delta_j\}$ for $j = 1, \dots, K$, where $\{\Delta_j\}_{j=1}^K$ satisfies Assumption 6. Evaluating (14) at different values of (Δ, s) given (Z, V) and stack them into matrices, we have

$$Q(Z, V) = L_T(Z)\Lambda(Z, V)L_Y(V)^\top, \tag{15}$$

where

$$\begin{aligned}
Q(Z, V) &:= \begin{bmatrix} 1 & \Pr(Y \in \Delta_1|Z, V) & \cdots & \Pr(Y \in \Delta_{K-1}|Z, V) \\ \Pr(S = s_1|Z, V) & \Pr(Y \in \Delta_1, S = s_1|Z, V) & \cdots & \Pr(Y \in \Delta_{K-1}, S = s_1|Z, V) \\ \vdots & \ddots & \vdots & \vdots \\ \Pr(S = s_{K-1}|Z, V) & \Pr(Y \in \Delta_1, S = s_{K-1}|Z, V) & \cdots & \Pr(Y \in \Delta_{K-1}, S = s_{K-1}|Z, V) \end{bmatrix}, \\
L_T(Z) &:= \begin{bmatrix} 1 & 1 & \cdots & 1 \\ \Pr(S = s_1|S^* = s_1, Z) & \Pr(S = s_1|S^* = s_2, Z) & \cdots & \Pr(S = s_1|S^* = s_K, Z) \\ \vdots & \ddots & \vdots & \vdots \\ \Pr(S = s_{K-1}|S^* = s_1, Z) & \Pr(S = s_{K-1}|S^* = s_2, Z) & \cdots & \Pr(S = s_{K-1}|S^* = s_K, Z) \end{bmatrix}, \\
L_Y(V) &:= \begin{bmatrix} 1 & 1 & \cdots & 1 \\ \Pr(Y \in \Delta_1|S^* = s_1, V) & \Pr(Y \in \Delta_1|S^* = s_2, V) & \cdots & \Pr(Y \in \Delta_1|S^* = s_K, V) \\ \vdots & \ddots & \vdots & \vdots \\ \Pr(Y \in \Delta_{K-1}|S^* = s_1, V) & \Pr(Y \in \Delta_{K-1}|S^* = s_2, V) & \cdots & \Pr(Y \in \Delta_{K-1}|S^* = s_K, V) \end{bmatrix}, \\
\Lambda(Z, V) &:= \begin{bmatrix} \Pr(S^* = s_1|Z, V) & 0 & \cdots & 0 \\ 0 & \Pr(S^* = s_2|Z, V) & \cdots & 0 \\ \vdots & \vdots & \ddots & \vdots \\ 0 & \cdots & \cdots & \Pr(S^* = s_K|Z, V) \end{bmatrix}.
\end{aligned}$$

Note that $L_T(Z)$ and $L_Y(V)$ are nonsingular by Assumption 4(d) and Assumption 6, respectively, while the diagonal elements of $\tilde{\Lambda} := \Lambda(0, 0)\Lambda(1, 0)^{-1}\Lambda(1, 1)\Lambda(0, 1)^{-1}$ are distinct by Assumption 5.

Then, evaluating (15) at $(Z, V) \in \{(0, 0), (1, 0), (0, 1), (1, 1)\}$ and repeating the argument in the proof of Proposition 1 under Assumptions 4–6 identify $L_T(Z)$, $L_Y(V)$, and $\Lambda(Z, V)$ for $(Z, V) \in \{(0, 0), (1, 0), (0, 1), (1, 1)\}$ up to the permutation of columns across different values of S^* . Assumption 4(d) identifies the ordering of the eigenvectors in $L_T(Z)$, which gives the identification of columns of $L_Y(V)$ and $\Lambda(Z, V)$. This identifies $\Pr(S^*|Z, V)$ and $\Pr(S|S^*, Z)$ for all (S, S^*, Z, V) and $\Pr(Y \in \Delta_j|S^*, V)$ for $\{\Delta_j\}_{j=1}^K$ that satisfies Assumption 6.

For a partition $\mathbf{\Delta} := \{\Delta_j\}_{j=1}^K$ that does not satisfy Assumption 6, define

$$L_{Y, \mathbf{\Delta}}(V) := \begin{bmatrix} 1 & 1 & \cdots & 1 \\ \Pr(Y \in \Delta_1|S^* = s_1, V) & \Pr(Y \in \Delta_1|S^* = s_2, V) & \cdots & \Pr(Y \in \Delta_1|S^* = s_K, V) \\ \vdots & \ddots & \vdots & \vdots \\ \Pr(Y \in \Delta_{K-1}|S^* = s_1, V) & \Pr(Y \in \Delta_{K-1}|S^* = s_2, V) & \cdots & \Pr(Y \in \Delta_{K-1}|S^* = s_K, V) \end{bmatrix}$$

and $Q_{Y, \mathbf{\Delta}}(Z, V) := L_T(Z)\Lambda(Z, V)L_{Y, \mathbf{\Delta}}(V)$. Given the identification of $L_T(Z)$ and $\Lambda(Z, V)$, we may identify $L_{Y, \mathbf{\Delta}}(V)$ as $L_{Y, \mathbf{\Delta}}(V) = (\Lambda(Z, V))^{-1}(L_T(Z))^{-1}Q_{Y, \mathbf{\Delta}}(Z, V)$. Because a partition

$\Delta := \{\Delta_j\}_{j=1}^K$ is arbitrary, $\Pr(Y \in \Delta | S^*, V)$ is identified for any Δ for all (S^*, V) .

□

References

- Aigner, D. J. (1973), “Regression with a Binary Independent Variable Subject to Errors of Observation,” *Journal of Econometrics*, 1, 49–59.
- Almada, L., McCarthy, I., and Tchernis, R. (2016), “What Can We Learn About the Effects of Food Stamps on Obesity in the Presence of Misreporting?” *American Journal of Agricultural Economics*, 98, 997–1017.
- Anderson, T. W. (1954), “On Estimation of Parameters in Latent Structure Analysis,” *Psychometrika*, 19, 1–10.
- Battistin, E., De Nadai, M., and Sianesi, B. (2014), “Misreported Schooling, Multiple Measures and Returns to Educational Qualifications,” *Journal of Econometrics*, 181, 136–150.
- Black, D., Sanders, S., and Taylor, L. (2003), “Measurement of Higher Education in the Census and Current Population Survey,” *Journal of American Statistical Association*, 98, 545–554.
- Black, D. A., Berger, M. C., and Scott, F. A. (2000), “Bounding Parameter Estimates with Nonclassical Measurement Error,” *Journal of American Statistical Association*, 95, 739–748.
- Botosaru, I. and Gutierrez, F. H. (2018), “Difference-in-differences when the Treatment Status is Observed in Only One Period,” *Journal of Applied Econometrics*, 33, 73–90.
- Calvi, R., Lewbel, A., and Tommasi, D. (2018), “LATE with Mismeasured or Misspecified Treatment: An Application to Women’s Empowerment in India,” Rice University.
- Card, D. (1993), “Using Geographic Variation in College Proximity to Estimate the Return to Schooling,” Tech. Rep. Working Paper No. 4483, NBER.
- Carneiro, P., Heckman, J., and Vytlacil, E. (2011), “Estimating Marginal Returns to Education,” *American Economic Review*, 101, 2754–2781.
- Carroll, R. J., Chen, X., and Hu, Y. (2010), “Identification and Estimation of Nonlinear Models Using Two Samples with Nonclassical Measurement Errors,” *Journal of Nonparametric Statistics*, 22, 379–399.
- De Lathauwer, L. (2006), “A Link between the Canonical Decomposition in Multilinear Algebra and Simultaneous Matrix Diagonalization,” *SIAM Journal on Matrix Analysis and Applications*, 28, 642–666.
- DiTraglia, F. J. and García-Jimeno, C. (2019), “Identifying the Effect of a Mis-Classified, Binary, Endogenous Regressor,” *Journal of Econometrics*, in press.
- Fan, Y. and Park, S. (2010), “Sharp Bounds on the Distribution of the Treatment Effects and their Statistical Inference,” *Econometric Theory*, 26, 931–951.

- Heckman, J. and Vytlacil, E. (2007), “Econometric Evaluation of Social Programs, Part II: Using the Marginal Treatment Effect to Organize Alternative Econometric Estimators to Evaluate Social Programs, and To Forecast their Effects in New Environments,” in *Handbook of Econometrics*, eds. Heckman, J. and Leamer, E., New York: North-Holland, vol. 6B, chap. 71, pp. 4875–5143.
- Heckman, J. J., Urzua, S., and Vytlacil, E. (2006), “Understanding Instrumental Variables in Models with Essential Heterogeneity,” *Review of Economics and Statistics*, 88, 389–432.
- Hu, Y. (2008), “Identification and Estimation of Nonlinear Models with Misclassification Error Using Instrumental Variables: A General Solution,” *Journal of Econometrics*, 144, 27–61.
- Hu, Y., Shiu, J., and Woutersen, T. (2015), “Identification and Estimation of Single-index Models with Measurement Error and Endogeneity,” *Econometrics Journal*, 18, 347–362.
- (2016), “Identification in Nonseparable Models with Measurement Errors and Endogeneity,” *Economic Letters*, 144, 33–36.
- Imbens, G. W. and Angrist, J. D. (1994), “Identification and Estimation of Local Average Treatment Effects,” *Econometrica*, 62, 467–475.
- Kane, T. J., Rouse, C. E., and Staiger, D. (1999), “Estimating Returns to Schooling when Schooling is Misreported,” Tech. rep., National Bureau of Economic Research.
- Kasahara, H. and Shimotsu, K. (2009), “Nonparametric Identification of Finite Mixture Models of Dynamic Discrete Choices,” *Econometrica*, 77, 135–175.
- Kreider, B., Pepper, J., Gundersen, C., and Jolliffe, D. (2012), “Identifying the Effects of SNAP (Food Stamps) on Child Health Outcomes when Participation is Endogenous and Misreported,” *Journal of American Statistical Association*, 499, 958–975.
- Krueger, A. and Rouse, C. (1998), “The Effect of Workplace Education on Earnings, Turnover, and Job Performance,” *Journal of Labor Economics*, 16, 61–94.
- Lewbel, A. (2007), “Estimation of Average Treatment Effects with Misclassification,” *Econometrica*, 75, 537–551.
- Mahajan, A. (2006), “Identification and Estimation of Regression Models with Misclassification,” *Econometrica*, 74, 631–665.
- Meyer, B. D., Mittag, N., and Goerge, R. M. (2018), “Errors in Survey Reporting and Imputation and Their Effects on Estimates of Food Stamp Program Participation,” IZA Discussion Paper No. 11776.
- Meyerhoefer, C. D. and Pylypchuk, Y. (2008), “Does Participation in the Food Stamp Program Increase the Prevalence of Obesity and Health Care Spending?” *American Journal of Agricultural Economics*, 90, 287–305.
- Nguimkeu, P., Denteh, A., and Tchernis, R. (2019), “On the Estimation of Treatment Effects with Endogenous Misreporting,” *Journal of Econometrics*, 208, 487–506.

- Poirier, D. J. (1980), “Partial Observability in Bivariate Probit Models,” *Journal of Econometrics*, 12, 209–217.
- Ura, T. (2018), “Heterogeneous Treatment Effects with Mismeasured Endogenous Treatment,” *Quantitative Economics*, 9, 1335–1370.
- Yanagi, T. (2018), “Inference on Local Average Treatment Effects for Misclassified Treatment,” *Econometric Reviews*, forthcoming.