

Declarative Recursive Computation on an RDBMS

or, Why You Should Use a Database For Distributed Machine Learning

Dimitrije Jankov[†], Shangyu Luo[†], Binhang Yuan[†],
Zhuhua Cai^{*}, Jia Zou[†], Chris Jermaine[†], Zekai J. Gao[†]
Rice University ^{†*}
{dj16, sl45, by8, jiazou, cmj4, jacobgao}@rice.edu [†]
caizhua@gmail.com ^{*}

ABSTRACT

A number of popular systems, most notably Google’s TensorFlow, have been implemented from the ground up to support machine learning tasks. We consider how to make a very small set of changes to a modern relational database management system (RDBMS) to make it suitable for distributed learning computations. Changes include adding better support for recursion, and optimization and execution of very large compute plans. We also show that there are key advantages to using an RDBMS as a machine learning platform. In particular, learning based on a database management system allows for trivial scaling to large data sets and especially large models, where different computational units operate on different parts of a model that may be too large to fit into RAM.

PVLDB Reference Format:

Dimitrije Jankov, Shangyu Luo, Binhang Yuan, Zhuhua Cai, Jia Zou, Chris Jermaine, and Zekai J. Gao. Declarative Recursive Computation on an RDBMS. *PVLDB*, 12(7): 822-835, 2019.
DOI: <https://doi.org/10.14778/3317315.3317323>

1. INTRODUCTION

Modern machine learning (ML) platforms such as TensorFlow [10] have primarily been designed to support *data parallelism*, where a set of almost-identical computations (such as the computation of a gradient) are executed in parallel over a set of computational units. The only difference among the computations is that each operates over different training data (known as “batches”). After each computation has finished, the local result is either loaded to a parameter server (in the case of asynchronous data parallelism [46]) or the local results are globally aggregated and used to update the model (in the case of synchronous data parallelism [31]).

Unfortunately, data parallelism has its limits. For example, data parallelism implicitly assumes that the model being learned (as well as intermediate data produced when a batch is used to update the model) can fit in the RAM of a computational unit (which may be a server machine or a GPU). This is not always a reasonable assumption, however. For example, a state-of-the-art NVIDIA Tesla V100 Tensor Core GPU (a \$10,000 data center GPU) has 32GB of

RAM. 32GB of RAM cannot store the matrix required for a fully-connected layer to encode a vector containing entries from 200,000 categories into a vector of 50,000 neurons. Depending upon the application, 50,000 neurons may not be a lot [48].

Handling such a model requires *model parallelism*—where the statistical model being learned is not simply replicated at different computational units, but is instead partitioned and operated over in parallel, and is executed by a series of bulk-synchronous operations. As discussed in the related work section, existing systems for distributed ML offer limited support for model parallelism.

Re-purposing relational technology for ML. We argue that model parallelism can be implemented using relational technology. Different parts of the model can be stored in a set of tables, and the computations on the partial model can often be expressed through a few SQL queries. In fact, to a programmer, the model-parallel SQL implementation of a learning algorithm looks no different than the data parallel implementation. Relational database management systems (RDBMSs) provide a declarative programming interface, which means that the programmer (or automated algorithm generator, if a ML algorithm is automatically generated via automatic differentiation) only needs to specify what he/she/it wants, but does not need to write out how to compute it. The computations will be automatically generated by the system, and then be optimized and executed to match the data size, layout, and the compute hardware. The code is the same whether the computation is run on a local machine or in a distributed environment. In contrast, systems such as TensorFlow provide relatively weak forms of declarative-ness, as each logical operation in a compute graph (such as a matrix multiply) must be specified and executed on some physical compute unit, like a GPU.

Another benefit of using relational technology is that distributed computations in RDBMSs have been studied for more than thirty years, and are fast and robust. The query optimizer, shipped with an RDBMS, is highly effective for optimizing distributed computations [20]. It is not an accident that competing distributed compute platforms such as Spark [52] (which now promotes the use of relational-style DataFrames [13] and DataSets [5] interfaces) are beginning to look more like a parallel RDBMSs.

Challenges of adapting RDBMS technology for ML. However, there are a couple of reasons that a modern RDBMS cannot be used out-of-the-box as a platform for most large-scale ML algorithms. Crucially, such systems lack sufficient support for recursion. In deep learning it is necessary to “loop” through the layers of a deep neural network, and then “loop” backwards through the network to propagate errors. Such “looping” could be expressed declaratively via recursive dependencies among tables, but RDBMS support for recursion is typically limited (if it exists at all) to computing fixed-

This work is licensed under the Creative Commons Attribution-NonCommercial-NoDerivatives 4.0 International License. To view a copy of this license, visit <http://creativecommons.org/licenses/by-nc-nd/4.0/>. For any use beyond those covered by this license, obtain permission by emailing info@vldb.org. Copyright is held by the owner/author(s). Publication rights licensed to the VLDB Endowment.

Proceedings of the VLDB Endowment, Vol. 12, No. 7

ISSN 2150-8097.

DOI: <https://doi.org/10.14778/3317315.3317323>

points over sets such as transitive closures [11]. Not only that, but there is the problem that the query plan for a typical deep-learning computation may run to tens of thousands of operators, which no existing RDBMS optimizer is going to be able to handle.

Our Contributions. Specific contributions are:

- We introduce *multi-dimensional, array-like* indices to database tables. When a set of tables share the similar computation pattern, they can be compacted and replaced by a table with multiple versions (indicated by its indices).
- We modify the query optimizer of a database to render it capable of handling very large query graphs. A query graph is partitioned into a set of runnable *frames*, and the cost of operators and pipelining are considered. We formalize the graph-cutting problem as an instance of the *generalized quadratic assignment problem* [37].
- We implement our ideas on top of SimSQL [18], which is a prototype distributed RDBMS that is specifically designed to handle large-scale statistical computation.
- We test our implementations on two distributed deep learning problems (a feed-forward neural network and an implementation of Word2Vec [42, 41]) as well as distributed latent Dirichlet allocation (LDA). We show that declarative SimSQL codes scale to huge model sizes, past the model sizes that TensorFlow can support, and that SimSQL can outperform TensorFlow on some models.

2. PARALLELISM IN ML

Because one of the key benefits of ML on an RDBMS is automated parallelism, we begin with a brief review of parallelism in ML.

In the general case, when solving a ML problem, we are given a data set \mathbf{T} with elements \mathbf{t}_j . The goal is to learn a d -dimensional vector ($d \geq 1$) of model parameters $\Theta = (\Theta^{(1)}, \Theta^{(2)}, \dots, \Theta^{(d)})$ that minimize a loss function of the form $\sum_j L(\mathbf{t}_j|\Theta)$. To this end, learning algorithms such as gradient descent perform a simple update repeatedly until convergence:

$$\Theta_{i+1} \leftarrow \Theta_i - F(\Theta_i, \mathbf{T})$$

Here, F is the *update function*. Each update marks the end of a processing *epoch*. Many learning algorithms are *decomposable*. That is, if \mathbf{T} has elements \mathbf{t}_j , the algorithm can be written as:

$$\Theta_{i+1} \leftarrow \Theta_i - \sum_j F(\Theta_i, \mathbf{t}_j)$$

For example, consider gradient descent, the quintessential learning algorithm. It is decomposable because $F(\Theta_i, \mathbf{T}) = \sum_j \nabla L(\mathbf{t}_j|\Theta_i)$.

If it is possible to store Θ_i in the RAM of each machine, decomposable learning algorithms can be made *data parallel*. One can broadcast Θ_i to each site, and then compute $F(\Theta_i, \mathbf{t}_j)$ for data \mathbf{t}_j stored locally. All of these values are then aggregated using standard, distributed aggregation techniques.

However, data parallelism of this form is often ineffective. Let \mathbf{T}_i be a small sample of \mathbf{T} selected to compute the i th gradient update. For decomposable algorithms, $F(\Theta_i, \mathbf{T}) \approx \frac{|\mathbf{T}|}{|\mathbf{T}_i|} F(\Theta_i, \mathbf{T}_i)$, therefore in practice only a small subsample of the data are used (for example, in the case of gradient descent, *mini-batch gradient descent* [47] is typically used). Adding more machines can either distribute this sample so that each machine gets a tiny amount of data (which is typically not helpful because for very small data sizes, the fixed costs associated with broadcasting Θ_i dominate) or

else use a larger sample. This is also not helpful because the estimate to $F(\Theta_i, \mathbf{T})$ with a relatively small sample is already accurate enough. The largest batches advocated in the literature consist of around 10,000 samples [30].

One idea to overcome this is to use *asynchronous data parallelism* [46], where recursion of the form $\Theta_{i+1} \leftarrow \Theta_i - F(\Theta_i, \mathbf{T})$ is no longer used. Rather, each site j is given a small sample \mathbf{T}_j of \mathbf{T} ; it requests the value Θ_{cur} , computes $\Theta_{new} \leftarrow \Theta_{cur} - F(\Theta_{cur}, \mathbf{T}_j)$ and registers Θ_{new} at a parameter server. All requests for Θ_{cur} happen to obtain whatever the last value written was, leading to stochastic behavior. The problem is that data parallelism of this form can be ineffective for large computations as most of the computation is done using stale data [21].

An alternative is *model parallelism*. In model parallelism, the idea is to stage $F(\Theta_i, \mathbf{T})$ (or $F(\Theta_i, \mathbf{T}_i)$) as a distributed computation without assuming that each site has access to all of Θ_i (or \mathbf{T}_i). There are many forms of model parallelism, but in the general case, model parallelism is “distributed computing complete”. That is, it is as hard as “solving” distributed computing.

The distributed key-value stores (known as *parameter servers*) favored by most existing Big Data ML systems (such as TensorFlow and Petuum [50]) make it difficult to build model parallel computations, even “by hand”. In practice, an operation such as a distributed matrix multiply on TensorFlow—a key building block for model parallel computations—requires a series of machine- and data-set-specific computational graphs to be constructed and executed, where communication is facilitated by explicitly storing and retrieving intermediate results from the key-value store. This is far enough outside of norm of how TensorFlow is designed to be used given that (at least at the time of this writing) no widely-used codes for distributed matrix multiplication on top of the platform exist.

3. DEEP LEARNING ON AN RDBMS

3.1 A Simple Deep Learner

A deep neural network is a differentiable, non-linear function, typically conceptualized as a directed graph. Each node in the graph (often called a “neuron”) computes a continuous activation function over its inputs (sigmoid, ReLU, etc.).

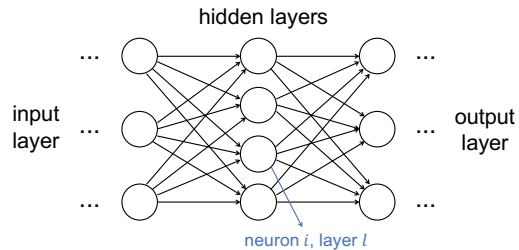


Figure 1: Structure of a feed-forward neural network.

One of the simplest and most commonly used artificial neural networks is a so-called *feed-forward neural network* [32]. Neurons are organized into layers. Neurons in one layer are connected only to neurons in the next layer, hence the name “feed-forward”. Consider the feed-forward network in Figure 1. To compute a function over an input (such as a text document or an image), the input vector is fed into the first layer, and the output from that layer is fed through one or more hidden layers, until the output layer is reached. If the output of layer $l - 1$ (or “activation”) is represented as a vector \mathbf{a}_{l-1} , then the output of layer l is computed as $\mathbf{a}_l = \sigma(\mathbf{a}_{l-1}\mathbf{W}_l + \mathbf{b}_l)$. Here, \mathbf{b}_l and \mathbf{W}_l are the bias vector and the weight matrix associated with the layer l , respectively, and $\sigma(\cdot)$ is the activation function.

Learning. *Learning* is the process of customizing the weights for a particular data set and task. Since learning is by far the most computationally intensive part of using a deep network, and because the various data structures (such as the \mathbf{W}_l matrix) can be huge, this is the part we would typically like to distribute across machines.

Two-pass mini-batch gradient descent is the most common learning method used with such networks. Each iteration takes as input the current set of weight matrices $\{\mathbf{W}_1^{(i)}, \mathbf{W}_2^{(i)}, \dots\}$ and bias vectors $\{\mathbf{b}_1^{(i)}, \mathbf{b}_2^{(i)}, \dots\}$ and then outputs the next set of weight matrices $\{\mathbf{W}_1^{(i+1)}, \mathbf{W}_2^{(i+1)}, \dots\}$ and bias vectors $\{\mathbf{b}_1^{(i+1)}, \mathbf{b}_2^{(i+1)}, \dots\}$. This process is repeated until convergence.

In one iteration of the gradient descent, each batch of inputs goes through two passes: the forward pass and the backward pass.

The forward pass. In the forward pass, at iteration i , a small subset of the training data are randomly selected and stored in the matrix $\mathbf{X}^{(i)}$. The activation matrix for each of these data points, \mathbf{A}_1 , is computed as $\mathbf{A}_1^{(i)} = \sigma(\mathbf{X}^{(i)} \mathbf{W}_1^{(i)} + \mathbf{B}_1^{(i)})$ (here, let the bias matrix $\mathbf{B}_1^{(i)}$ be the matrix formed by replicating the bias vector $\mathbf{b}_1^{(i)}$ n times, where n is the size of the mini-batch). Then, this activation is pushed through the network by repeatedly performing the computation $\mathbf{A}_l^{(i)} = \sigma(\mathbf{A}_{l-1}^{(i)} \mathbf{W}_l^{(i)} + \mathbf{B}_l^{(i)})$.

The backward pass. At the end of the forward pass, a loss (or error function) comparing the predicted set of values to the actual labels from the training data are computed. To update the weights and biases using gradient descent, the errors are fed back through the network, using the chain rule. Specifically, the errors back-propagated from hidden layer $l + 1$ to layer l in the i -th backward pass is computed as

$$\mathbf{E}_l^{(i)} = \left(\mathbf{E}_{l+1}^{(i)} \left(\mathbf{W}_{l+1}^{(i)} \right)^T \right) \odot \sigma' \left(\mathbf{A}_l^{(i)} \right),$$

where $\sigma'(\cdot)$ is the derivative of the activation function. After we have obtained the errors (that serve as the gradients) for each layer, we update the weights and biases:

$$\mathbf{W}_l^{(i)} = \mathbf{W}_l^{(i-1)} - \alpha \cdot \mathbf{A}_{l-1}^{(i-1)} \mathbf{E}_l^{(i-1)},$$

$$\mathbf{b}_l^{(i)} = \mathbf{b}_l^{(i-1)} - \alpha \cdot \sum_n \mathbf{e}_l^{(i-1)},$$

where α is the learning rate, and \mathbf{e}_l is the row vector of \mathbf{E}_l .

3.2 A Mixed Imperative/Declarative Approach

Perhaps surprisingly, a model parallel version of the algorithm is possible on top of an RDBMS. We assume that an RDBMS has been lightly augmented to handle `matrix` and `vector` data types as described in [39], and assume that the various matrices and vectors have been “chunked”. The following database table stores the chunk of $\mathbf{W}_{\text{LAYER}}^{(\text{ITER})}$ at the given row and column:

```
W (ITER, LAYER, ROW, COL, MAT)
```

`MAT` is of type `matrix (1000, 1000)` and stores one “chunk” of $\mathbf{W}_{\text{LAYER}}^{(\text{ITER})}$. A $10^5 \times 10^5$ matrix chunked in this way would have 10^4 entries in the table `W`, with one sub-matrix for each of the $100 = 10^5/10^3$ possible `ROW` values combined with each of the $100 = 10^5/10^3$ possible `COL` values.

Also, the activations $\mathbf{A}_{\text{LAYER}}^{(\text{ITER})}$ are chunked and stored as matrices having 1000 columns in the following table:

```
A (ITER, LAYER, COL, ACT)
```

```
--First, issue a query that computes the errors
--being backpropagated from the top layer in
--the network.
SELECT 9, W.ROW, W.COL, A.ACT, E.ERR, W.MAT
BULK COLLECT INTO AEW
FROM A, W,
--Note: we are using cross-entropy loss
(SELECT A.COL,
      crossentropyderiv(A.ACT, DO.VAL) AS ERR
 FROM A, DATA_OUTPUT AS DO
 WHERE A.LAYER=9) AS E
WHERE A.COL=W.ROW AND W.COL=E.COL
AND A.LAYER=8 AND W.LAYER=9
AND A.ITER=i AND W.ITER=i;

--Now, loop back through the layers in the network
for l = 9, ..., 2:
--Use the errors to compute the new weights
--connecting layer l to layer l + 1; add to
--result for learning iteration i + 1
SELECT i+1, l, ROW, COL,
      MAT - matmul(t(ACT), ERR) * 0.00000001
BULK COLLECT INTO W
FROM AEW WHERE LAYER=l;

--Issue a new query that uses the errors from the
--previous layer to compute the errors in this
--layer. reluderiv takes the derivative of the
--activation.
SELECT l-1, W.ROW, W.COL, A.ACT, E.ERR, W.MAT
BULK COLLECT INTO AEW FROM A, W,
      (SELECT ROW AS COL, SUM(matmul(ERR, t(MAT))
        * reluderiv(ACT)) AS ERR
 FROM AEW WHERE LAYER=l
 GROUP BY ROW) AS E
WHERE A.COL=W.ROW AND W.COL=E.COL
AND A.LAYER=l-2 AND W.LAYER=l-1;
AND A.ITER=i AND W.ITER=i;
end for

--Update the first set of weights (on the inputs)
SELECT i+1, 1, ROW, COL,
      MAT - matmul(t(ACT), ERR) * 0.00000001
BULK COLLECT INTO W
FROM AEW WHERE LAYER=1;
```

Figure 2: SQL code to implement the backward pass for iteration i of a feed-forward deep network with eight hidden layers.

A final table `AEW` stores the values needed to compute $\mathbf{W}_{\text{LAYER}}^{(\text{ITER}+1)}$: $\mathbf{A}_{\text{LAYER}-1}^{(\text{ITER})}$ (as `ACT`), $\mathbf{E}_{\text{LAYER}}^{(\text{ITER})}$ (as `ERR`), and $\mathbf{W}_{\text{LAYER}}^{(\text{ITER})}$ (as `MAT`): `AEW (LAYER, ROW, COL, ACT, ERR, MAT)`

`ROW` and `COL` again identify a particular matrix chunk. Given this, a fully model parallel implementation of the backward pass can be implemented using the SQL code in Figure 2. `crossentropyderiv()` and `reluderiv()` are user-defined functions implementing the derivatives of cross-entropy and ReLU activation, respectively. The model parallel backward-pass code is around twenty lines long and could be generated by an auto-differentiation tool.

3.3 So, What’s the Catch?

In writing a loop, the SQL programmer used a database table to pass state between iterations. In our example, this is done by utilizing the `AEW` table, which stores the error being back-propagated through each of the connections from layer $l + 1$ to layer l in the network, for each of the data points in the current learning batch. If there are 100,000 neurons in two adjacent layers in a fully-connected network and 1,000 data points in a batch, then there are $(100,000)^2$ such connections for each of the 1,000 data points, or 10^{13} values stored in all. Using single-precision floating point value, a debilitating 40TB of data must be materialized.

Storing the set of per-connection errors is a very intuitive choice as a way to communicate among loops iterations, especially since the per-connection errors are subsequently aggregated in two ways (one to compute the new weights at a layer, and one to compute the new set of per-connection errors passed to the next layer). But forcing the system to materialize this table can result in a very inefficient computation. This *could* be implemented by pipelining the computation creating the new data for the AEW table directly into the two subsequent aggregations, but this possibility has been lost when the programmer asked that the new data be BULK COLLECTED into AEW.

Note that this is not merely a case of a poor choice on the part of the programmer. In order to write a loop, state has to be passed from one iteration to another, and it is this state that made it impossible for the system to realize an ideal implementation. This is the pitfall of imperative—rather than declarative—programming.

4. EXTENSIONS TO SQL

In this section, we consider a couple of extensions to SQL that make it possible for a programmer (either a human or a deep learning tool chain) to declaratively specify recursive computations such as back-propagation, without control flow.

4.1 The Extensions

We introduce these SQL extensions in the context of a classic introductory programming problem: implementing Pascal’s triangle, which recursively defines binomial coefficients. Specifically, the goal is to build a matrix such that the entry in row i and column j is $\binom{i}{j}$ (or i choose j). The triangle is defined recursively so that for any integers $i \geq 0$ and $j \in [1, i - 1]$, $\binom{i}{j} = \binom{i-1}{j-1} + \binom{i-1}{j}$:

i					
0	1				
1	1	1			
2	1	2	1		
3	1	3	3	1	
4	1	4	6	4	1
	0	1	2	3	4
	j				

Our extended SQL allows for multiple versions of a database table; versions are accessed via *array-style indices*. For example, we can define a database table storing the binomial coefficient $\binom{0}{0}$ as:

```
CREATE TABLE pascalsTri[0][0] (val) AS
SELECT val FROM VALUES (1);
```

The table `pascalsTri[0][0]` can now be queried like any other database table, and various versions of the tables can be defined recursively. For example, we can define all of the cases where $j = i$ (the diagonal of the triangle) as:

```
CREATE TABLE pascalsTri[i:1...][i] (val) AS
SELECT * FROM pascalsTri[i-1][i-1];
```

And all of the cases where $j = 0$ as:

```
CREATE TABLE pascalsTri[i:1...][0] (val) AS
SELECT * FROM pascalsTri[i-1][0];
```

Finally, we can fill in the rest of the cells in the triangle via one more recursive relationship:

```
CREATE TABLE pascalsTri[i:2...][j:1...i-1] (val) AS
SELECT pt1.val + pt2.val AS val
FROM pascalsTri[i-1][j-1] AS pt1,
pascalsTri[i-1][j] AS pt2;
```

Note that this differs quite a bit from classical, recursive SQL, where the goal is typically to compute a fix-point of a set. Here,

there is no fix-point computation. In fact, this particular recurrence defines an infinite number of versions of the `pascalsTri` table. Since there can be an infinite number of such tables, those tables are materialized on-demand. A programmer can issue the query:

```
SELECT * FROM pascalsTri[56][23];
```

In which case the system will unwind the recursion, writing the required computation as a single relational algebra statement. A programmer may ask questions about multiple versions of a table at the same time (without having each one be computed separately):

```
EXECUTE (
FOR j IN 0...50:
SELECT * FROM pascalsTri[50][j]);
```

By definition, all of the queries/statements within an `EXECUTE` command are executed as part of the same query plan. Thus, this would be compiled into a single relational algebra statement that produces all 51 of the requested tables, under the constraint that each of those 51 tables must be materialized (without such a constraint, the resulting physical execution plan may pipeline one or more of those tables, so that they exist only ephemerally and cannot be returned as a query result). If a programmer wished to materialize all of these tables so that they could be used subsequently without re-computation, s/he could use:

```
EXECUTE (
FOR j IN 0...50:
MATERIALIZED pascalsTri[50][j]);
```

which materializes the tables for later use. Finally, we introduce a multi-table `UNION` operator that merges multiple, recursively-defined tables. This makes it possible to define recursive relationships that span multiple tables. For example, a series of tables storing the various Fibonacci numbers (where $Fib(i) = Fib(i - 1) + Fib(i - 2)$ and $Fib(1) = Fib(2) = 1$) can be defined as:

```
CREATE TABLE Fibonacci[i:0...1] (val) AS
SELECT * FROM VALUES (1);
```

```
CREATE TABLE Fibonacci[i:2...] (val) AS
SELECT SUM (VAL) FROM UNION Fibonacci[i-2...i-1];
```

In general, `UNION` can be used to combine various subsets of recursively defined tables. For example, one could refer to `UNION pascalsTri[i:0...50][0...i]` which would flatten the first 51 rows of Pascal’s triangle into a single multiset.

4.2 Learning Using Recursive SQL

With our SQL extensions, we can rewrite the aforementioned forward-backward passes to eliminate imperative control flow by declaratively expressing the various dependencies among the activations, weights, and errors.

Forward pass. The forward pass is concerned with computing the level of activation of the neurons at each layer. The activations of all neurons in layer j at learning iteration i are given in table `A[i][j]`. Activations are computed using the weighted sum of the outputs of all of the neurons at the last level; the weighted sums for the layer j at learning iteration i is given in the table `WI[i][j]`. The dependencies making up the forward pass are depicted in Figure 3. The corresponding SQL code is as follows. The forward pass begins by loading the first layer of activations with the input data:

```
CREATE TABLE A[i:0...][j:0] (COL, ACT) AS
SELECT DI.COL, DI.VAL
FROM DATA_INPUT AS DI;
```

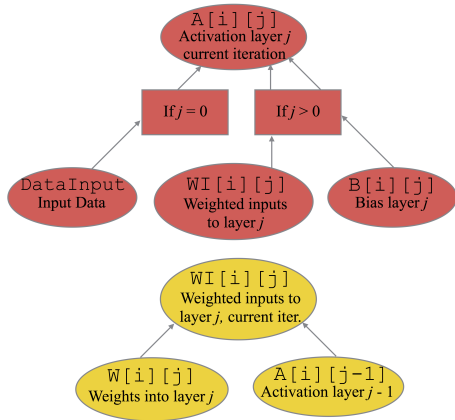


Figure 3: Dependencies in the forward pass through nine layers of SQL-based NN learning.

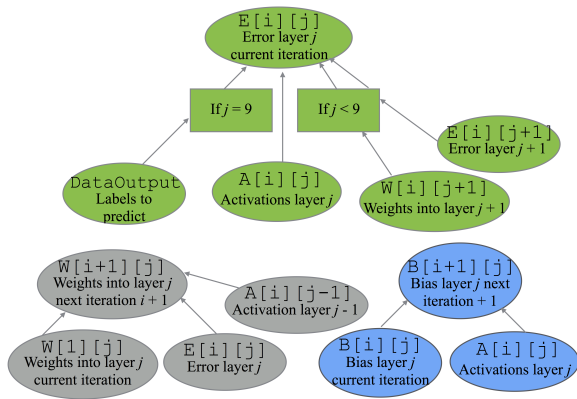


Figure 4: Dependencies in the backward pass of SQL-based NN learning.

We then send the activation across the links in the network:

```
CREATE TABLE WI[i:0...][j:1...9](COL, VAL) AS
SELECT W.COL, SUM(matmul(A.ACT, W.MAT))
FROM W[i][j] AS w, A[i][j-1] AS A
WHERE W.ROW = A.COL
GROUP BY W.COL;
```

Those links are then used to compute subsequent activations:

```
CREATE TABLE A[i:0...][j:1...8](COL, ACT) AS
SELECT WI.COL, relu(WI.VAL + B.VEC)
FROM WI[i][j] AS WI, B[i][j] AS B
WHERE WI.COL = B.COL;
```

And finally used to perform the prediction:

```
CREATE TABLE A[i:0...][j:9](COL, ACT) AS
SELECT WI.COL, softmax(WI.VAL + B.VEC)
FROM WI[i][j] AS WI, B[i][j] AS B
WHERE WI.COL = B.COL;
```

Backward pass. In the backward pass, the errors are pushed backward through the network. The error being pushed through layer j in learning iteration i are stored in the table $E[i][j]$. These errors are used to update all of the network's weights (the weights directly affecting layer j in learning iteration i are stored in $W[i][j]$) as well as biases (stored in $B[i][j]$). The recursive dependencies making up the backward pass are shown in Figure 4. We begin the SQL code for the backward pass with the initialization of the error:

```
CREATE TABLE E[i:0...][j:9](COL, ERR) AS
SELECT A.COL, crossentropyderiv(A.ACT, DO.VAL)
FROM A[i][j] AS A, DATA_OUTPUT AS DO;
```

At subsequent layers, the error is:

```
CREATE TABLE E[i:0...][j:1...8](COL, ERR) AS
SELECT W.ROW, SUM(matmul(E.ERR, t(W.MAT))
* reluderiv(A.ACT))
FROM A[i][j] AS A, E[i][j+1] AS E,
W[i][j+1] AS W
WHERE A.COL = W.ROW AND W.COL = E.COL
GROUP BY W.ROW;
```

Now we use the error to update the weights:

```
CREATE TABLE W[i:1...][j:1...9](ROW, COL, MAT) AS
SELECT W.ROW, W.COL,
W.MAT - matmul(t(A.ACT), E.ERR) * 0.00000001
FROM W[i-1][j] AS W, E[i-1][j] AS E,
A[i-1][j-1] AS A
WHERE A.COL = W.ROW AND W.COL = E.COL;
```

And the biases:

```
CREATE TABLE B[i:1...][j:1...9](COL, VEC) AS
SELECT B.COL,
B.VEC - reducebyrow(E.ERR) * 0.00000001
FROM B[i-1][j] AS B, E[i-1][j] AS E
WHERE B.COL = E.COL;
```

We now have a fully declarative implementation of neural network learning.

5. EXECUTING RECURSIVE PLANS

The recursive specifications of the last section address the problem of how to succinctly and declaratively specify complicated recursive computations. Yet the question remains: How can the very large and complex computations associated with such specifications be compiled and executed by an RDBMS without significant modification to the system?

5.1 Frame-Based Execution

Our idea for compiling and executing computations written recursively in this fashion is to first compile the recursive computation into a single monolithic relational algebra DAG, and then partition the computation into *frames*, or sub-plans. Those frames are then optimized and executed independently, with intermediate tables materialized to facilitate communication between frames.

Frame-based computation is attractive because if each frame is small enough that an existing query optimizer and execution engine can handle the frame, the RDBMS optimizer and engine need not be modified in any way. Further, this iterative execution results in an engine that resembles engines that perform re-optimization during runtime [34], in the sense that frames are optimized and executed once all of their inputs have been materialized. Accurate statistics can be collected on those inputs—specifically, the number of distinct attribute values can be collected using an algorithm like Alon-Matias-Szegedy [12]—meaning that classical problems associated with size estimation errors propagating through a query plan can be avoided.

5.2 Heuristic vs. Full Unrolling

One could imagine two alternatives for implementing a frame-based strategy. The first is to rely on a heuristic, such as choosing the outer-most loop index, breaking the computation into frames using that index, and so on. However, there are several problems with this approach. First off, we are back to the problem described in Section 3.3, where we are choosing to materialize tables in an ad-hoc and potentially dangerous way (we may materialize a multi-terabyte table). Second, we cannot control the size of the frame.

Too many operations in one frame can mean that the system is unable to optimize and execute that frame, while too few can mean a poor physical plan with too much materialized data. Third, if we allow the recursion to go up as well as down, or skip index values, this will not work.

Instead, we opt for an approach that performs a full unrolling of the recursive computation and turns it to a single, monolithic computation, and then we define an optimization problem that attempts to split the computation into frames so as to minimize the likelihood of materializing a large number of tables.

5.3 Plan Unrolling

Our unrolling algorithm attempts to leverage an existing RDBMS query compiler to transform an SQL query into an un-optimized relational algebra (RA) plan. At a high level, the algorithm recursively chases the original query’s dependencies. Whenever a dependency is found, a lookup table (called the *sub-plan lookup table*) is checked to see if the dependence had previously been compiled. If not, the recursive dependency is expanded. This proceeds until table definitions are reached with no further un-compiled dependencies. At this point, the recursion unwinds, and any remaining dependencies are recursively expanded. Eventually, a directed, acyclic graph of RA operations is produced.

All of this is best illustrated by continuing the Pascal’s triangle example. Assume that a programmer asks for the following:

```
SELECT * FROM pascalsTri[3][2] (val);
```

The unrolling algorithm begins by analyzing the recursive SQL table definitions, and determining which tables this query depends on. Since this query is covered by the definition

```
CREATE TABLE pascalsTri[i:2...][j:1...i-1] (val);
```

which depends upon `pascalsTri[i-1][j-1]` (evaluating to `pascalsTri[2][1]`) and `pascalsTri[i-1][j]` (evaluating to `pascalsTri[2][2]`), we must determine the dependencies for `pascalsTri[2][1]` and `pascalsTri[2][2]`. The latter is covered by the definition

```
CREATE TABLE pascalsTri[i:1...][i] (val);
```

This definition in turn depends upon `pascalsTri[i-1][i-1]`. The expression evaluates to `pascalsTri[1][1]` which depends upon `pascalsTri[0][0]`. Since `pascalsTri[0][0]` is defined directly as:

```
SELECT val FROM VALUES (1);
```

the recursion bottoms out, and this query is compiled (using the existing compiler) into an RA plan. The root of this RA is inserted into the sub-plan lookup table, with key `pascalsTri[0][0]`.

The recursion then unwinds to `pascalsTri[1][1]`. Since all of this table’s dependencies are now covered, we are ready to compile `pascalsTri[1][1]`’s SQL into RA. We textually replace `pascalsTri[i-1][i-1]` in the definition of `CREATE TABLE pascalsTri[i:1...][i] (val)` with the dummy table `pascalsTri_0_0` to obtain:

```
SELECT * FROM pascalsTri_0_0;
```

and then compile this into RA. The scan of `pascalsTri_0_0` in the resulting RA is replaced with a link from the root node of the RA for `pascalsTri[0][0]` (obtained from the sub-plan lookup table), and we now have a complete RA for `pascalsTri[1][1]`, which is also put into the sub-plan lookup table.

The recursion unwinds to `pascalsTri[2][2]`, which likewise is obtained by compiling:

```
SELECT * FROM pascalsTri_1_1;
```

The scan of `pascalsTri_1_1` in the resulting RA is replaced with a link from the root of the RA for `pascalsTri[1][1]`, and we now have a complete plan for `pascalsTri[2][2]`.

The recursion then unwinds to `pascalsTri[3][2]` which depends upon both `pascalsTri[2][2]` (now present in the sub-plan lookup table), and `pascalsTri[2][1]`. Since the latter is not present in the lookup table, we must recursively chase its dependencies. Once this recursion unwinds, we are ready to compile the SQL for `pascalsTri[3][2]`:

```
SELECT pt1.val + pt2.val AS val
FROM pascalsTri_2_1 AS pt1,
     pascalsTri_2_2 AS pt2;
```

Replacing the table scans in the resulting RA with links from the RA plans for `pascalsTri[2][2]` and `pascalsTri[2][1]` completes the compilation into a single, monolithic plan.

6. PLAN DECOMPOSITION

The algorithm of the previous section produces a monolithic plan. We now consider the problem of computing the best cut of a very large plan into a set of frames.

6.1 Intuition

The cost incurred when utilizing frames is twofold. First, it restricts the ability of the system’s logical and physical optimizer to find optimization opportunities. For example, if the logical plan $((R \bowtie S) \bowtie T)$ is optimal but the input plan $((R \bowtie T) \bowtie S)$ is cut into frames $f_1 = (R \bowtie T)$ and $f_2 = (f_1 \bowtie S)$, it is impossible to realize this optimal plan. In practice, we address this by placing a minimum size on frames as larger frames make it more likely that high-quality join orderings will still be present in the frame.

More significant is the requirement that the contents of already-executed frames be saved so that later frames may utilize them. This can introduce significant I/O compared to a monolithic execution. Thus we may attempt to cut into frames to minimize the number of bytes traveling over cut edges. Unfortunately, this is unreasonable as it is well-understood that estimation errors propagate through a plan; in the upper reaches of a huge plan, it is going to be impossible to estimate the number of bytes traveling over edges.

Instead, we find that spitting the plan into frames so as to reduce the number of *pipeline breakers* induced is a reasonable goal. A pipeline breaker occurs when the output of one operator must be materialized to disk or transferred over the network, as opposed to being directly communicated from operator to operator via CPU cache, or, in the worst case, via RAM. An induced pipeline breaker is one that would not have been present in an optimal physical plan but was forced by the cut.

6.2 Quadratic Assignment Formulation

Given a query plan, it is unclear whether a cut that separates two operators into different frames will induce a pipeline breaker. We model this uncertainty using probability and seek to minimize the expected number of pipeline breakers induced by the set of chosen frames.

This is “probability” in the Bayesian rather than frequentist sense, in that it represents a level of certainty or belief in the pipelineability of various operators. For the i th and j th operators in the query plan, let N_{ij} be a random variable that takes the value 1 if operator i is pipelined into operator j were the entire plan optimized and executed as a unit, and 0 otherwise.

Let the query plan to be cut into frames be represented as a directed graph having n vertices, represented as a binary matrix \mathbf{E} , where e_{ij} is one (that is, there is an edge from vertex i to vertex j)

if the output of operator i is directly consumed by operator j . e_{ij} is zero otherwise. We would like to split the graph into m frames. We define the *split* of a query plan to be a matrix $\mathbf{X} = (x_{ij})_{n \times n}$, where each row would be one frame so that $x_{ij} = 1$ if operator i is in a different frame from operator j (that is, they have been cut apart) and 0 otherwise. Given this, the goal is to minimize:

$$\text{cost}(\mathbf{X}) = E \left[\sum_{i=1}^n \sum_{j=1}^n e_{ij} x_{ij} N_{ij} \right] = \sum_{i=1}^n \sum_{j=1}^n e_{ij} x_{ij} E[N_{ij}]$$

This computes the expected number of pipeline breakers induced, as for us to induce a new pipeline breaker via the cut, (a) operator j must consume the output from operator i , (b) operator i and j must be separated by the cut, and (c) operator i should have been pipelined into operator j in the optimal execution.

We can re-write the objective function by instead letting the matrix $\mathbf{X} = (x_{ij})_{n \times m}$ be an *assignment matrix*, where $\sum_i x_{ij} = 1$, and each x_{ij} is either one or zero. Then, x_{ij} is one if operator i is put into frame j and we have:

$$\text{cost}(\mathbf{X}) = \left(\sum_{i=1}^n \sum_{j=1}^n \sum_{a=1}^m \sum_{b=1}^m e_{ij} x_{ia} x_{jb} E[N_{ij}] \right) - \left(\sum_{i=1}^n \sum_{j=1}^n \sum_{a=1}^m e_{ij} x_{ia} x_{ja} E[N_{ij}] \right)$$

Letting $c_{ijab} = e_{ij} E[N_{ij}] - \delta_{ab} e_{ij} E[N_{ij}] = e_{ij} E[N_{ij}] (1 - \delta_{ab})$ where δ_{ab} is the Kronecker delta function, we then have:

$$\text{cost}(\mathbf{X}) = \sum_{i=1}^n \sum_{j=1}^n \sum_{a=1}^m \sum_{b=1}^m c_{ijab} x_{ia} x_{jb}$$

The trivial solution to choosing \mathbf{X} to minimize this cost function is to put all or most operators in the same frame, but that would result in a query plan that is not split in a meaningful way. Therefore we need to add a constraint on the upper bound of operators in each frame: $\min \leq \sum_j x_{ij} \leq \max$ for some maximum frame size.

The resulting optimization problem is not novel: it is an instance of the problem popularly known as the *generalized quadratic assignment problem*, or GQAP [37], where the goal is to map tasks or machinery (in this case, the various operations we are executing) into locations or facilities (in this case, the various frames). GQAP generalizes the classical quadratic assignment problem by allowing multiple tasks or pieces of machinery to be mapped into the same location or facility (in the classical formulation, only one task is allowed per facility). Unfortunately, both GQAP and classical quadratic assignment are NP-hard, and inapproximable.

In our instance of the problem, we actually have one additional constraint that is not expressible within the standard GQAP framework. A simple minimization of the objective function could result in a sequence of frames that may not be executable because they contain circular dependencies. In order to ensure that we have no circular dependencies, we have to make the intermediate value that a frame uses available before it is executed. To do this, we take the natural ordering of the frames to be meaningful, in the sense that frame a is executed before frame b when $a < b$, and for each edge e_{ij} in the computational graph, we introduce the constraint that for a, b where $x_{ia} = 1$ and $x_{jb} = 1$, it must be the case that $a \leq b$.

6.3 Cost Model

So far, we have not discussed the precise nature of the various N_{ij} variables that control whether the output of operator i is pipelined into operator j in a single, uncut, optimized and executed version of the computation. Specifically, we need to compute the value of $E[N_{ij}]$ required by our GQAP instance. Since each N_{ij} is a binary variable, $E[N_{ij}]$ is simply the probability that N_{ij} evaluates to one. Let p_{ij} denote this probability. In keeping with our Bayesian view, we define the various p_{ij} values as follows:

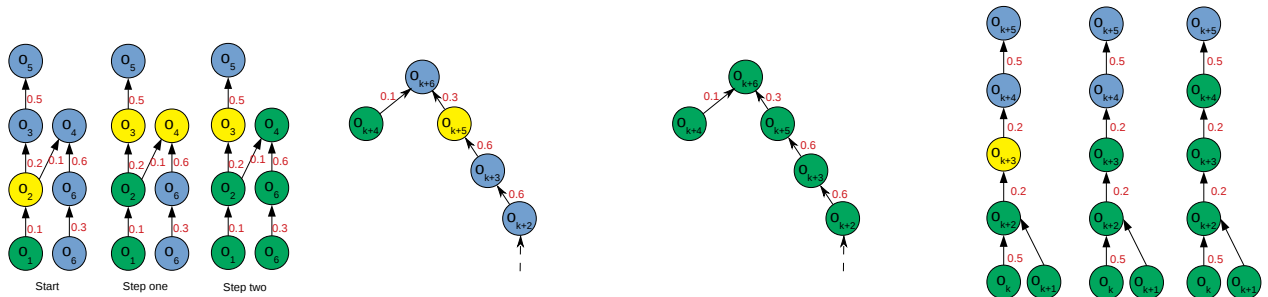
- If the output of operator i has one single consumer (operator j) and operator j is a selection or an aggregation, then p_{ij} is 1. The reason for this is that in the system we are building on (SimSQL [18]), it is always possible to pipeline into a selection or an aggregation. Selections are always pipelineable, and in SimSQL, if operator j is an aggregation, then a corresponding pre-aggregation will be added to the end of the pipeline executing operation j . This pre-aggregation maintains a hash table for each group encountered in the aggregation, and as new data are encountered, statistics for each data object are added to the corresponding group. As long as the number of groups is small and the summary statistics compact, this can radically reduce the amount of data that needs to be shuffled to implement the aggregation.
- If the output of operator i has one single consumer (operator j) but operator j is not a selection or an aggregation, then p_{ij} is estimated using past workloads. That is, based off of workload history, we compute the fraction of the time that operator i 's type of operation is pipelined into the type of operator j 's operation, and use that for p_{ij} .
- In SimSQL, if operator i has multiple consumers, then the output of operator i can be pipelined into only one of them (the output will be saved to disk and then the other operators will be executed subsequently, reading the saved output). Hence, if there are k consumers of operator i , and operator j is a selection or an aggregation, then $p_{ij} = \frac{1}{k}$. Otherwise, if, according to workload history, the fraction of the time that operator i 's type of operation is pipelined into the type of operator j 's operation is f , then $p_{ij} = \frac{f}{k}$.

6.4 Heuristic Solution

Generalized quadratic assignment is a very difficult problem [17]. Therefore, we turn to developing a heuristic solution that may work for our application.

One simple idea is a greedy algorithm that builds frames, one at a time. We treat the relational algebra computation as a graph, labeling each edge with the associated p_{ij} value. The algorithm starts from a source operator and adds operators to the frame iteratively until the frame size exceeds \min , always adding the operator that directly depends on an operator in the current frame that would yield the smallest increase in the cost of the whole frame (the increase is the cost of the new edge cut, minus the cost of an edge that is now internal to the frame). In order to ensure that we do not build frames that have circular dependencies, when we add a new operation o_i to the frame where the edge o_i from o_j is present in the graph but o_j is not yet part of any frame, we add o_j to the frame. This may in turn trigger the recursive addition of new operators to the frame.

An illustration of how the algorithm works is given in Figure 5(a). We begin with operation o_1 , adding operation o_2 . Then we add o_4 since it has a lower cost (the cost is $0 - 0.1 = -0.1$) than o_3



(a) The greedy algorithm. The values in red represent the costs. The operators in green are selected as part of the frame. The operators in yellow are under consideration.

(b) Greedy if the source operator is badly chosen. Adding the source operator adds the rest of the graph to the frame.

(c) Greedy where the upper bound is set to $max = 7$.

(d) Trying three different frame sizes. The middle frame will be selected.

Figure 5: Greedily cutting a frame from a compute plan.

(cost is $0.5 - 0.3 = 0.2$). Since o_4 requires that we have computed o_6 , we add o_6 and all of its un-added dependencies.

There are some problems with this algorithm. First, it is highly dependent on the chosen starting point; choosing a bad start can lead to a poor cut. Consider Figure 5(b). Operation o_{k+4} is near the end of a very long computation. If we choose this operation to start with, we will next add o_{k+5} which will cause the entire query plan to be recursively added into the frame. This makes it impossible to keep the number of operators in the frame below max .

We can remedy this by running the greedy algorithm repeatedly, starting with each possible operation. For each run, we begin recording the frames (and associated costs) that were generated as soon as the frame size exceeds min , stop recording (and growing) the frames when its size meets or would exceed max . Out of all of the frames generated from each possible starting point, we choose the frame with the minimum cost. This is illustrated in Figure 5(d), with a lower bound of three and an upper bound of five. In this case, the frame of size four is chosen.

There is a natural concern that a high-cost edge may block the discovery of an optimal cut. For example, we may be at operator o_1 ; we can choose to add operator o_2 or operator o_3 to the current frame. Operator o_3 has a higher cost; we choose to add o_2 . It may be, however, that o_3 has a very low-cost link to operator o_4 that we will not discover because we will never add o_3 . This can be handled by adding a lookahead to the greedy algorithm. We have experimented with this a bit and found that in this particular domain, a purely greedy algorithm seems to do as well as an algorithm with a small lookahead.

7. EXPERIMENTS

7.1 Overview

In this section, we detail a set of experiments aimed at answering the following questions:

Can the ideas described in this paper be used to re-purpose an RDBMS so that it can be used to implement scalable, performant, model parallel ML computations?

We implement the ideas in this paper on top of SimSQL, a research-prototype, distributed database system [18]. SimSQL has a cost-based optimizer, an assortment of implementations of the standard relational operations, the ability to pipeline those operations and

make use of “interesting” physical data organizations. It also has native matrix and vector support [39].

Our benchmarking considers distributed implementations of three ML algorithms: (1) a multi-layer feed-forward neural network (FFNN), (2) the Word2Vec algorithm [41] for learning embeddings of text into a high-dimensional space, and (3) a distributed, collapsed Gibbs sampler for LDA [16] (a standard text mining model). All are widely-used algorithms, and all are quite different. The FFNN is chosen as an ideal case for an ML platform such as TensorFlow that is built around GPU support, as it consists mostly of matrix operations that run well on a GPU. Word2Vec is chosen because it naturally requires a huge model. LDA is interesting because it benefits the most from a model-parallel implementation.

For the first two neural learners, we compare our RDBMS implementations with the data parallel feed-forward and Word2Vec implementations that are shipped with TensorFlow. For the collapsed LDA sampler, we compare with bespoke implementations on top of TensorFlow and Spark.

Scope of Evaluation. We stress that this is not a “which system is faster?” comparison. SimSQL is implemented in Java and runs on top of Hadoop MapReduce, with the high latency that implies. Hence a platform such as TensorFlow is likely to be considerably faster than SimSQL, at least for learning smaller models (when SimSQL’s high fixed costs dominate).

Rather than determining which system is faster, the specific goal is to study whether an RDBMS-based, model-parallel learner may be a viable alternative to a system such as TensorFlow, and whether it has any obvious advantages.

Experimental Details. In all of our experiments, all implementations run the same algorithms over the same data. Thus, a configuration that runs each iteration 50% faster than another configuration will reach a given target loss value (or log-likelihood) 50% faster. Hence, rather than reporting loss values (or log-likelihoods) we report per-iteration running times.

All implementations are fully synchronous, for an apples-to-apples comparison. We choose synchronous learning as there is strong evidence that synchronous learning for large, dense problems is the most efficient choice [21, 30].

There were two sets of FFNN experiments. In the first set, EC2 `r5d.2xlarge` CPU machines with 8 cores and 64GB of RAM were used. In the second set, at various cost levels, we chose sets of machines to achieve the best performance. For TensorFlow, this

was realized by GPU machines (CPU for parameters); for SimSQL, both CPU and GPU machines achieved similar performance.

Word2Vec and LDA were run on clusters of Amazon EC2 `m2.xlarge` CPU machines, each with eight cores and 68GB of RAM. GPUs were not used as they are ineffective for these problems—LDA is not a neural learning problem, and Word2Vec’s running time (on TensorFlow) is dominated by parameter server requests, rather than by computations.

7.2 Learning Algorithms

In this subsection, we describe the three different learning algorithms used in the benchmarking.

(1) A Feed-Forward Neural Network. Our RDBMS-based implementation has already been described extensively. We use the data parallel, synchronous, feed-forward network implementation that ships with TensorFlow as a comparison.

We use a Wikipedia dump of 4.86 million documents as the input to the feed-forward learner. The goal is to learn how to predict the year of the last edit to the article. There are 17 possible labels in total. We pre-process the Wikipedia dump, representing each document as a 60,000-dimensional feature vector, where each feature corresponds to the number of times a particular unigram or bigram appears in the document.

In most of our experiments, we use a size 10,000 batch, as recent results have indicated that a relatively large batch of this size is a reasonable choice for large-scale learning [30].

(2) Word2Vec. Word2Vec (W2V) is a two-layer neural network used to generate word embeddings. We use skip-gram Word2Vec as well as negative sampling, with 64 negative samples, and noise contrastive estimation (NCE) loss. We train our Word2Vec model using the same Wikipedia dump described above, embedding the 1 million most frequent tokens in the corpus. The input and output layers in our experiments both have one million neurons. The neurons of the input layer are connected to the neurons of an intermediate embedding layer, which are further connected to the neurons of the output layer. Therefore, there are two weight matrices of size $10^6 \times d$, where d is the embedding dimensionality. The input document is randomly selected and processed with a skip window size of 1. On average, each batch has 1240 word pairs.

Our Word2Vec SQL implementation uses three recursive schemas. For the weight matrices we use `weights[i:0...][j:1...2]` with attributes `tokenID` and `embedVec`. By storing the embedding of each token as a vector, we automatically have a model parallel representation. `embeds[i:0...][j:1...3]` stores the embedding vectors, where $j = 1$ gives the embeddings corresponding to input labels in a batch, $j = 2$ gives those corresponding to out labels, and $j = 3$ gives the negative samples. `errors[i:0...][j:1...2]` represents the delta updates to be applied back to `weights[i][j]`.

We compare our RDBMS implementation with the Word2Vec implementation that ships with TensorFlow.

(3) Latent Dirichlet Allocation. LDA is a standard text mining algorithm and collapsed Gibbs sampling is a standard learning algorithm for LDA. The goal of learning LDA is to learn a set of *topics*, which can identify the words that tend to co-occur with one another. Collapsed LDA requires maintaining counts of (1) the number of words assigned to each topic in a document, and (2) the number of words assigned to each topic in the corpus. Workers must repeatedly load a document, cycle through the words in the document, re-assign them to topics, and update the two sets of counts. In distributed LDA, since local updates change the global topic counts—and these updates cannot be distributed globally in

an efficient manner—the effect of local updates is typically ignored [49] until a synchronization step. In our LDA implementation, we divide the input documents into ten subsets. All of the documents in one subset are processed together. Later in a synchronized aggregation, the number of words assigned to each topic is updated.

LDA is also learned over the Wikipedia dump. The dictionary size is 60,000.

In the RDBMS, LDA is implemented by grouping the documents into ten partitions. The documents with `docID/batchSize = j` are assigned to the partition j , and will be processed together. The word-to-topic counts for each document are stored in the table `wordToTopic[i][j]` (`docID, wordID, topicID, cnt`), and this table is updated in a per-iteration (i), per-partition (j) manner. To refer the complete set of topic assignments at the beginning of iteration i , we locally aggregate for the counts in the table `wordToTopic[i][j]`, and then use an UNION operation to concatenate the aggregated tables. Lastly, a final aggregation is called to get the total topic-word-counts for all documents.

We build an analogous implementation using Spark resilient distributed datasets (RDDs), as well as on top of TensorFlow. TensorFlow’s implementation is “lightly” model parallel, in that while data is partitioned, requests to the parameter server pull only the required portion of the model. The topic-word counts (`ntw`) are stored on the parameter server as a matrix tensor. The topic labels for all the words in one document are stored on the corresponding worker locally in a Python dictionary and are refreshed after each iteration. The topic sampling process loops over each word in a document with `tf.while_loop`. Since each document is of variable length, we store the sampled topics in a dynamic-sized `tf.TensorArray` passed within the `tf.while_loop`. The changes in sampled topics are updated to `ntw` on parameter server via `tf.scatter_add`. After each partition of documents is processed, barriers are added on each worker via `tf.FIFOQueue` for synchronization purpose.

7.3 Results

Efficacy of Cutting Algorithm. We begin by examining the utility of the cutting algorithm. Using ten CPU machines, we run FFNN learning (40,000 hidden neurons, batch size 10,000), W2V learning (100-dimensional embedding) and LDA (1,000 topics), using three different cutting algorithms. The first is the simple greedy version of the GQAP solver, as described in Section 6.4. Second, we use the full solver, but rather than taking a probabilistic view of the problem (Section 6.3), we apply the idea of simply reducing the number of edges across frames, as these correspond to tables that must be materialized. We call this the “min-cut” cutter as it treats all edges as being equi-weight. Finally, we evaluate the full algorithm using the cost model of Section 6.3. We report the per-iteration running time of the various options in Figure 6.

To examine the necessity of actually using a frame-based execution, we use ten machines to perform FFNN learning on a relatively small learning task (10,000 hidden neurons, batch size 100). We unroll 60 iterations of the learning and compare the per-iteration running time using the full cutting algorithm along with the cost model of Section 6.3 with a monolithic execution of the entire, unrolled plan. The resulting graph has 12,888 relational operators. The monolithic execution failed during the second iteration. The per-iteration running time of the frame-based execution is compared with the running time of the first iteration (under monolithic execution) in Figure 7.

Feed-Forward Networks. In the remainder of the experiments, we use the full cutting algorithm with the optimized cost model, along with the frame-based execution. On the FFNN learning prob-

Graph Cut Algorithm	FFNN	W2V	LDA
Fully Optimized Cutter	17:46	16:43	06:25
Min-Cut Cutter	35:29	20:53	06:21
Greedy Cutter	Fail	25:19	06:24

Figure 6: Per iteration running time using frames from various cutting algorithms.

Graph Type	FFNN per-iteration time
Whole Graph	05:53:29
Frame-Based	00:12:53

Figure 7: Comparing frame-based vs. monolithic (unrolled) plan execution time.

lem, we evaluate both the RDBMS and TensorFlow with a variety of cluster sizes (five, ten, and twenty machines) and a wide variety of hidden layer sizes—up to 160,000 neurons. Connecting two such layers requires a matrix with 26 billion entries (102 GB). Per-iteration execution times are given in Figure 8. “Fail” means that the system crashed.

In addition, we ran a set of experiments where we attempted to achieve the best performance at a \$3-per-hour, \$7-per-hour, and \$15-per-hour price point using Amazon AWS. For TensorFlow, at \$3, this was one `p3.2xlarge` GPU machine and one `r5.4xlarge` CPU machine; at \$7, it was two `p3.2xlarge` GPU machines and two `r5.4xlarge` CPU machines, and at \$15, it was four `p3.2xlarge` GPU machines and four `r5.4xlarge` CPU machines. SimSQL did about the same using one, two or four `c5d.18xlarge` CPU machines (at \$3, \$7, and \$15, respectively) as it did using two, five or ten `g3.4xlarge` GPU machines. Per-iteration execution times are given in Figure 9.

Word2Vec. We evaluate both the RDBMS and TensorFlow on a variety of hidden layer sizes, using ten machines. Per-iteration execution times are given in Figure 10.

LDA. We next evaluate the RDBMS, TensorFlow, and Spark on LDA, using ten machines and a variety of different model sizes (topic counts). Sub-step execution times are given in Figure 11.

Coding Complexity. To give the reader an idea of the relative complexity of coding for these systems, in Figure 12 we give source-line-of-code counts for each of the various implementations. Since we implemented all codes from scratch on top of the RDBMS, we had to build C++ implementations of user-defined functions necessary for the various computations, such as `crossEntropyDerivative`. We give both SQL and C++ line counts for the RDBMS implementation. TensorFlow also has similar C++ code running under the hood.

7.4 Discussion

Graph cutting. SimSQL was unable to handle the 12,888 operators all together in the FFNN plan, resulting in a running time that was around $28\times$ longer than frame-based execution (see Figure 7).

Figure 6 shows that, especially for FFNN learning, the full cutting algorithm and cost model is a necessity. To illustrate how the frames generated from the weight-optimized cutter differ from the min-cut version of the GQAP, we present Figure 13 which shows the set of frames obtained using these two options to cut an unrolling of a single iteration of FFNN learning. In this graph, we show the relational operators that accept input into each frame and produce output from each frame. To represent the relational operations we use π : projection, \bowtie : join, f : map, Σ : aggregate,

FFNN		
Hidden Layer Neurons	RDBMS	TensorFlow
Cluster with 5 workers		
10000	05:39	01:36
20000	05:46	03:38
40000	08:30	09:02
80000	24:52	Fail
160000	Fail	Fail
Cluster with 10 workers		
10000	04:53	00:54
20000	05:32	02:00
40000	07:41	04:59
80000	17:46	Fail
160000	44:21	Fail
Cluster with 20 workers		
10000	04:08	00:32
20000	05:40	01:12
40000	06:13	02:56
80000	12:55	Fail
160000	25:00	Fail

Figure 8: Average iteration time for FFNN learning, using various CPU cluster and hidden layer sizes.

σ : selection. There are other operator types, but those never produce/process frame IO. Examining the plots, there are two obvious differences. First, the min-cut produces fewer and larger frames, as fewer frames mean fewer edges to cut. Second, in almost every case, the weight-optimized cutter chooses to cut across the output from operations that have multiple consumers. There are only very few exceptions to this (the projection in Frame 1 whose output is consumed by frame 10, and the aggregation in Frame 18 whose output is consumed by Frame 19). This is desirable, as explained in Section 6.3, with multiple consumers of an operation’s output, only one can be pipelined, and the rest *must* be materialized. Hence it is often costless to cut across such edges.

FFNN Learning. On the CPU clusters (Figure 8), the RDBMS was slower than TensorFlow in most cases, but it scaled well, whereas TensorFlow crashed (due to memory problems) on a problem size of larger than 40,000 hidden neurons.

Micro-benchmarks showed that for the 40,000 hidden neuron problem, all of the matrix operations required for an iteration of FFNN learning took 6 minutes, 17 seconds on a single machine. Assuming a perfect speedup, on five machines, learning should take just 1:15 per iteration. However, the RDBMS took 8:30, and TensorFlow took 9:02. This shows that both systems incur significant overhead, at least at such a large model size. SimSQL, in particular, requires a total of 61 seconds per FFNN iteration just starting up and tearing down Hadoop jobs. As the system uses Hadoop, each intermediate result that cannot be pipelined must be written to disk, causing a significant amount of IO. A faster database could likely lower this overhead significantly.

On a GPU (Figure 9) TensorFlow was very fast, but could not scale past 10,000 neurons. The problem is that when using a GPU, all data in the computational graph must fit on the GPU; TensorFlow is not designed to use CPU RAM as a buffer for GPU memory. The result is that past 10,000 neurons (where one weight matrix is 4.8GB), GPU memory is inadequate and the system fails.

Our GPU support in SimSQL did not provide much benefit, for a few reasons. First, the AWS GPU machines do not have attached storage, which means that moving to GPU machines leads to all

FFNN			
Hidden Layer Size	RDBMS (CPU)	RDBMS (GPU)	TensorFlow (GPU)
\$3 per hour budget			
10000	04:50	06:25	00:24
20000	07:07	07:12	Fail
40000	11:52	11:48	Fail
80000	16:30	Fail	Fail
160000	Fail	Fail	Fail
\$7 per hour budget			
10000	04:53	04:58	00:15
20000	05:54	06:08	Fail
40000	09:32	08:26	Fail
80000	12:03	17:50	Fail
160000	Fail	Fail	Fail
\$15 per hour budget			
10000	05:12	5:00	00:12
20000	05:36	06:30	Fail
40000	09:08	08:39	Fail
80000	12:24	12:20	Fail
160000	39:40	Fail	Fail

Figure 9: Average iteration time for FFNN learning, maximizing performance at a specific dollar cost.

Word2Vec		
Embedding Dimensions	RDBMS	TensorFlow
100	00:16:43 (00:01:59)	00:08:03
1000	00:17:05 (00:01:53)	01:14:58
10000	00:29:18 (00:01:53)	Fail

Figure 10: Per iteration running time for Word2Vec. The time in parens (for the RDBMS) is the time required to execute the code that generate each batch.

of the disk read/writes incurred by Hadoop happening over network attached storage (compare with CPU hardware, which had a fast, attached solid-state drive). Second, as discussed above, SimSQL’s overhead beyond pure CPU time for matrix operations is high enough that reducing the matrix time further using a GPU was ineffective.

Word2Vec and LDA Learning. While FFNN learning plays to TensorFlow’s strengths, the system was at a disadvantage for these learning problems compared to an RDBMS. Both have very large models. Word2Vec has two matrices of size $10^6 \times d$ for embedding dimensionality d ; for $d = 10^4$, this is 80GB in size. To implement negative sampling (which avoids updating all of the weights in this matrix), we need to sample 64 negative words per word pair to process a document (consisting of about 1240 word pairs). Each of these 79 thousands of samples per document generates a separate request to the TensorFlow parameter server, where the parameter server extracts a column from a large weight matrix. These requests are very expensive in TensorFlow, making it slow. In contrast, the RDBMS implementation simply joins the large weight matrix (stored as a table of column vectors) with the 79 thousand requested samples, which is fast.

A similar phenomenon happens in LDA learning. It is necessary to store, on a parameter server, information about how all of the words in all of the documents are assigned to topics. This information must be requested during learning. Again, these requests are very expensive. SimSQL handles these requests in bulk, via joins.

Collapsed LDA			
Number of Topics	RDBMS	TensorFlow	Spark
1000	00:06:25	00:05:06	00:00:39
5000	00:06:54	00:25:22	00:03:03
10000	00:07:05	00:52:35	00:06:39
50000	00:08:32	04:51:51	00:55:27
100000	00:09:58	Fail	01:42:35

Figure 11: Average sub-step runtime of collapsed LDA on 10 machines with varied numbers of topics. Format is HH:MM:SS.

	FFNN	Word2Vec	LDA
RDBMS SQL	206	140	135
RDBMS C++	324	334	641
RDBMS total	530	474	776
TensorFlow Python	331	196	227
Spark Java	NA	NA	424

Figure 12: Source lines of source code for each of the implementations.

8. RELATED WORK

Distributed learning systems. The parameter server architecture [49, 38] was proposed to provide scalable, parallel training for machine learning models. A parameter server consists of two components: a parameter server (or key-value store) and a set of workers who repeatedly access and update the model parameters.

DistBelief [26] is a framework that targets on training large, deep neural networks on a number of machines. It utilizes a parameter-server-like architecture, where the model parallelism is enabled by distributing the nodes of a neural network across different machines. While the efficacy of this architecture was tested on two optimization algorithms (Downpour SGD and Sandblaster L-BFGS), it is unclear precisely what support DistBelief provides for declarative or automated model parallelism; for example, the DistBelief paper did not describe how the matrix-matrix multiplication needed to compute activations is implemented if the two matrices are partitioned across a set of machines (as [26] implied).

Tensorflow [10, 9] utilizes a similar strategy. Although it provides some functions (e.g., `tf.nn.embedding_lookup`) that allow parallel model updates (this function is used in Word2Vec), support for more complex parallel model updates is limited. For example, TensorFlow does not supply a distributed matrix-matrix multiplication. We note that either of these system *could* supply a distributed matrix multiplication as a library call—there is nothing preventing the use of a tool such as ScaLAPACK [15] in either system—but this is a very different approach than the sort of end-to-end optimizable computations described in this paper.

Project Adam [23] applies a similar architecture for use in learning convolutional neural networks. The models are partitioned vertically across a set of workers, where fully-connected layers and the convolutional layers are separated. It is unclear that what support Project Adam supplies for computation over very large sets of weights.

MXNet [22] is another recent system that employs a parameter server to train neural networks. The authors of MXNet claim the system supports model parallelism. However, its model parallelism support is similar to TensorFlow. Complex, model-parallel computations require using low-level APIs and manual management of the computations and communications.

Petuum [50] is a framework that provides data parallelism and (its authors claim) model parallelism support for large-scale ma-

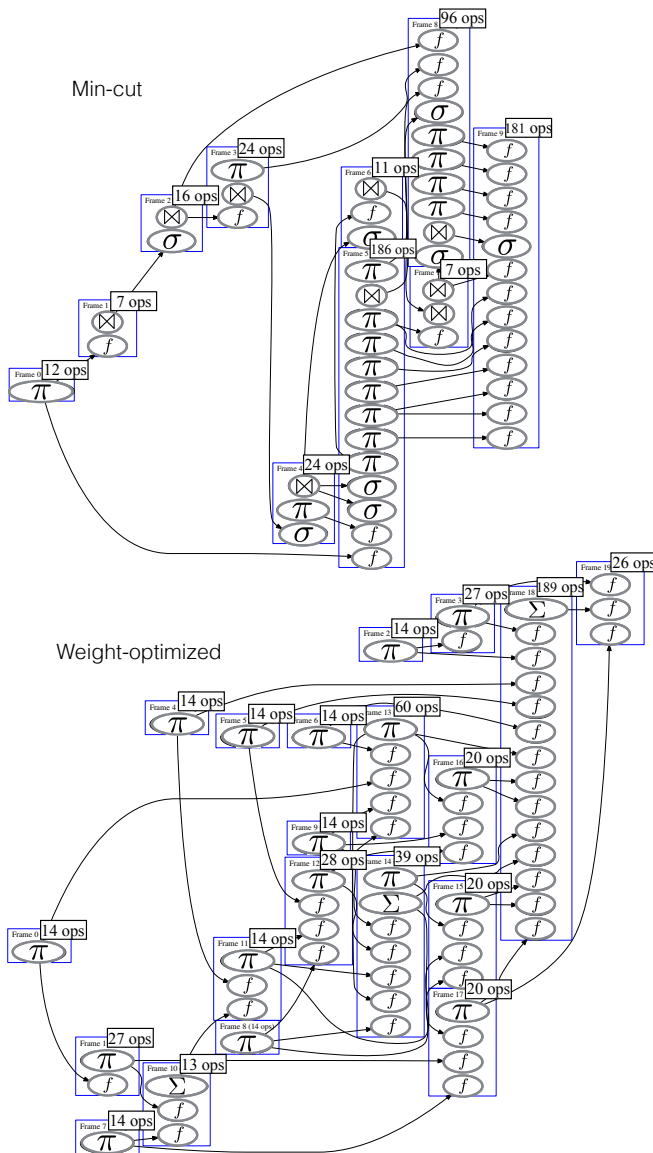


Figure 13: Frames created from one iteration of FFNN learning using the min-cut and weight-optimized GQAP formulations.

chine learning. Follow-on work by Zhang [53] considered speeding Pentium for distributed training, using ideas such as sending weights as soon as they are updated during backpropagation. It is unclear, however, how Petuum could handle the large feed-forward network tested in this paper.

There are several other systems providing model parallelism [36]. AMPNet [28] adds control flow to the execution graph, and supports dynamic control flow by introducing a well-defined intermediate representation. This framework proves to be efficacy for asynchronous model-parallel training by the experiments. Coates et al. [24] built a distributed system on a cluster of GPUs based on the COTS HPC technology. This system achieved model parallelism by carefully assigning the partial computations of the whole model to each GPU, and utilized MPI for the communication.

We have built multi-dimensional-recursion implementation on top of SimSQL [18], which is a distributed analytics database sys-

tem. The system supports linear algebra computations [39]. We extended SimSQL to enable multi-dimensional recursion, and modified its optimizer to make it feasible for large execution graphs. SAP HANA [27] and Hyper [35, 44] are two in-memory database systems that support both online transaction processing (OLTP) and online analytical processing (OLAP). Some papers [40, 45] show that relational database systems can provide effective support for big data analytics and machine learning.

In addition to database systems, many dataflow systems have been developed to support distributed, large-scale data analysis and machine learning, such as Apache Spark [52], Apache SystemML [29], Apache Flink [19], and so on. Both Spark and SystemML provide native libraries for deep learning. Moreover, there is a set of deep learning frameworks running on top of Spark, such as DeepLearning4j [8] and BigDL [1].

Special-purpose deep learning tools. Theano [14] is a Python library that facilitates computations on multi-dimensional arrays, which provides an easy support for writing deep learning algorithms. Caffe [33] is one of the earliest specialized frameworks for deep learning, and mainly focusing on applications to computer vision. Caffe2 [2] extends Caffe to provide a better support for large-scale, distributed model training, as well as the support for model learning on mobile devices. Torch [25] is a computational framework in which users can interact with it with the language Lua. Its Python version, PyTorch [7], applies dynamic computation graphs. Similar ideas are adopted by DyNet [43] and Chainer [3] as well. The Microsoft Cognitive Toolkit (previously known as CNTK) [51] is a toolkit that can help people use, or build their own deep learning architectures. In addition, higher level APIs are developed on top of those aforementioned frameworks to provide more flexibility for programmers. For example, Keras [6] supports TensorFlow and Theano as its backend, and Gluon [4] is run on MXNet. Theano does support putting independent computations on different GPUs, but it does not provide a complete framework for developing general-purpose model parallel computations.

9. CONCLUSIONS AND FUTURE WORK

We have argued that a parallel/distributed RDBMS has promise as a backend for large scale ML computations. We have considered unrolling recursive computations into a monolithic compute plan, which is broken into frames that are optimized and executed independently. We have expressed the frame partitioning problem as an instance of the GQAP.

We have shown that when implemented on top of an RDBMS, these ideas result in ML computations that are model parallel—that is, able to handle large and complex models that need to be distributed across machines or compute units. We have shown that model parallel, RDBMS-based ML computations scale well compared to TensorFlow, and that for Word2Vec and LDA, the RDBMS-based computations can be faster than TensorFlow. The RDBMS was slower than TensorFlow for GPU-based implementations of neural networks, however. Though some of this discrepancy was due to the fact that we implemented our ideas on top of a research prototype, high-latency Java/Hadoop system, reducing that gap is an attractive target for future work.

10. ACKNOWLEDGMENTS

Thanks to anonymous reviewers for their insightful feedbacks on earlier versions of this paper. Work presented in this paper has been supported by the DARPA MUSE program, award No. FA8750-14-2-0270 and by the NSF under grant Nos. 1355998 and 1409543.

11. REFERENCES

- [1] Bigdl. <https://bigdl-project.github.io/master/>, 2017. Accessed Sep 1, 2018.
- [2] Caffe2. <https://caffe2.ai>, 2017. Accessed Sep 1, 2018.
- [3] Chainerj. <https://chainer.org/>, 2017. Accessed Sep 1, 2018.
- [4] Gluon. <https://github.com/gluon-api/gluon-api>, 2017. Accessed Sep 1, 2018.
- [5] Introducing apache spark datasets. <https://databricks.com/blog/2016/01/04/introducing-apache-spark-datasets.html>, 2017. Accessed Sep 1, 2018.
- [6] Keras. <https://keras.io/>, 2017. Accessed Sep 1, 2018.
- [7] Pytorch. <http://pytorch.org>, 2017. Accessed Sep 1, 2018.
- [8] Deeplearning4j. <https://deeplearning4j.org/>, 2018. Accessed Sep 1, 2018.
- [9] M. Abadi, A. Agarwal, P. Barham, E. Brevdo, Z. Chen, C. Citro, G. S. Corrado, A. Davis, J. Dean, M. Devin, S. Ghemawat, I. Goodfellow, A. Harp, G. Irving, M. Isard, Y. Jia, R. Jozefowicz, L. Kaiser, M. Kudlur, J. Levenberg, D. Mane, R. Monga, S. Moore, D. Murray, C. Olah, M. Schuster, J. Shlens, B. Steiner, I. Sutskever, K. Talwar, P. Tucker, V. Vanhoucke, V. Vasudevan, F. Viegas, O. Vinyals, P. Warden, M. Wattenberg, M. Wicke, Y. Yu, and X. Zheng. TensorFlow: Large-Scale Machine Learning on Heterogeneous Distributed Systems. *arXiv preprint arXiv:1603.04467*, 2016.
- [10] M. Abadi, P. Barham, J. Chen, Z. Chen, A. Davis, J. Dean, M. Devin, S. Ghemawat, G. Irving, M. Isard, M. Kudlur, J. Levenberg, R. Monga, S. Moore, D. G. Murray, B. Steiner, P. Tucker, V. Vasudevan, P. Warden, M. Wicke, Y. Yu, and X. Zheng. Tensorflow: A system for large-scale machine learning. In *OSDI*, pages 265–283, 2016.
- [11] A. V. Aho and J. D. Ullman. The universality of data retrieval languages. In *POPL*, pages 110–119, 1979.
- [12] N. Alon, Y. Matias, and M. Szegedy. The space complexity of approximating the frequency moments. In *STOC*, pages 20–29, 1996.
- [13] M. Armbrust, R. S. Xin, C. Lian, Y. Huai, D. Liu, J. K. Bradley, X. Meng, T. Kaftan, M. J. Franklin, A. Ghodsi, and M. Zaharia. Spark sql: Relational data processing in spark. *SIGMOD*, pages 1383–1394, 2015.
- [14] J. Bergstra, F. Bastien, O. Breuleux, P. Lamblin, R. Pascanu, O. Delalleau, G. Desjardins, D. Warde-Farley, I. J. Goodfellow, A. Bergeron, and Y. Bengio. Theano: Deep learning on gpus with python. In *NIPS*, 2011.
- [15] L. S. Blackford, J. Choi, A. Cleary, E. D’Azevedo, J. Demmel, I. Dhillon, J. Dongarra, S. Hammarling, G. Henry, A. Petitet, et al. *ScaLAPACK users’ guide*, volume 4. 1997.
- [16] D. M. Blei, A. Y. Ng, and M. I. Jordan. Latent dirichlet allocation. In *NIPS*, 2003.
- [17] R. Burkard, T. Bonniger, G. Katzakidis, and U. Derigs. *Assignment and Matching Problems: Solution Methods with FORTRAN-Programs*. Lecture Notes in Economics and Mathematical Systems. 2013.
- [18] Z. Cai, Z. Vagena, L. Perez, S. Arumugam, P. J. Haas, and C. Jermaine. Simulation of database-valued markov chains using simsql. In *SIGMOD*, pages 637–648, 2013.
- [19] P. Carbone, A. Katsifodimos, S. Ewen, V. Markl, S. Haridi, and K. Tzoumas. Apache flink: Stream and batch processing in a single engine. *IEEE Data Eng. Bull.*, 38:28–38, 2015.
- [20] S. Chaudhuri. An overview of query optimization in relational systems. In *PODS*, pages 34–43, 1998.
- [21] J. Chen, X. Pan, R. Monga, S. Bengio, and R. Jozefowicz. Revisiting distributed synchronous sgd. *arXiv preprint arXiv:1604.00981*, 2016.
- [22] T. Chen, M. Li, Y. Li, M. Lin, N. Wang, M. Wang, T. Xiao, B. Xu, C. Zhang, and Z. Zhang. MXNet: A Flexible and Efficient Machine Learning Library for Heterogeneous Distributed Systems. *arXiv preprint arXiv:1512.01274*, 2015.
- [23] T. Chilimbi, Y. Suzue, J. Apacible, and K. Kalyanaraman. Project adam: Building an efficient and scalable deep learning training system. In *OSDI*, pages 571–582, 2014.
- [24] A. Coates, B. Huval, T. Wang, D. J. Wu, B. Catanzaro, and A. Y. Ng. Deep learning with cots hpc systems. In *ICML*, 2013.
- [25] R. Collobert, K. Kavukcuoglu, and C. Farabet. Torch7: A matlab-like environment for machine learning. In *NIPS*, 2011.
- [26] J. Dean, G. S. Corrado, R. Monga, K. Chen, M. Devin, Q. V. Le, M. Z. Mao, M. Ranzato, A. Senior, P. Tucker, K. Yang, and A. Y. Ng. Large scale distributed deep networks. In *NIPS*, pages 1223–1231, 2012.
- [27] F. Färber, S. K. Cha, J. Primisch, C. Bornhövd, S. Sigg, and W. Lehner. Sap hana database: Data management for modern business applications. *SIGMOD*, 40(4):45–51, 2012.
- [28] A. L. Gaunt, M. A. Johnson, M. Riechert, D. Tarlow, R. Tomioka, D. Vytiniotis, and S. Webster. AMPNet: Asynchronous Model-Parallel Training for Dynamic Neural Networks. *arXiv preprint arXiv:1705.09786*, 2017.
- [29] A. Ghohing, R. Krishnamurthy, E. Pednault, B. Reinwald, V. Sindhvani, S. Tatikonda, Y. Tian, and S. Vaithyanathan. SystemML: Declarative machine learning on mapreduce. In *ICDE*, pages 231–242, 2011.
- [30] P. Goyal, P. Dollár, R. Girshick, P. Noordhuis, L. Wesolowski, A. Kyrola, A. Tulloch, Y. Jia, and K. He. Accurate, large minibatch sgd: training imagenet in 1 hour. *arXiv preprint arXiv:1706.02677*, 2017.
- [31] W. D. Hillis and G. L. Steele, Jr. Data parallel algorithms. *CACM*, 29(12):1170–1183, 1986.
- [32] K. Hornik, M. Stinchcombe, and H. White. Multilayer feedforward networks are universal approximators. *Neural Netw.*, 2(5):359–366, 1989.
- [33] Y. Jia, E. Shelhamer, J. Donahue, S. Karayev, J. Long, R. Girshick, S. Guadarrama, and T. Darrell. Caffe: Convolutional architecture for fast feature embedding. In *MM*, pages 675–678, 2014.
- [34] N. Kabra and D. J. DeWitt. Efficient mid-query re-optimization of sub-optimal query execution plans. volume 27, pages 106–117, 1998.
- [35] A. Kemper and T. Neumann. Hyper: A hybrid oltp&olap main memory database system based on virtual memory snapshots. In *ICDE*, pages 195–206, 2011.
- [36] A. Krizhevsky. One weird trick for parallelizing convolutional neural networks. *arXiv preprint arXiv:1404.5997*, 2014.

- [37] C.-G. Lee and Z. Ma. The generalized quadratic assignment problem. 2004.
- [38] M. Li, D. G. Andersen, J. W. Park, A. J. Smola, A. Ahmed, V. Josifovski, J. Long, E. J. Shekita, and B.-Y. Su. Scaling distributed machine learning with the parameter server. In *OSDI*, pages 583–598, 2014.
- [39] S. Luo, Z. J. Gao, M. Gubanov, L. L. Perez, and C. Jermaine. Scalable linear algebra on a relational database system. In *ICDE*, pages 523–534, 2017.
- [40] N. May, W. Lehner, S. H. P., N. Maheshwari, C. Müller, S. Chowdhuri, and A. K. Goel. SAP HANA - from relational OLAP database to big data infrastructure. In *EDBT*, pages 581–592, 2015.
- [41] T. Mikolov, K. Chen, G. S. Corrado, and J. Dean. Efficient estimation of word representations in vector space. *CoRR*, abs/1301.3781, 2013.
- [42] T. Mikolov, I. Sutskever, K. Chen, G. S. Corrado, and J. Dean. Distributed representations of words and phrases and their compositionality. In *NIPS*, pages 3111–3119. 2013.
- [43] G. Neubig, C. Dyer, Y. Goldberg, A. Matthews, W. Ammar, A. Anastasopoulos, M. Ballesteros, D. Chiang, D. Clothiaux, T. Cohn, K. Duh, M. Faruqui, C. Gan, D. Garrette, Y. Ji, L. Kong, A. Kuncoro, G. Kumar, C. Malaviya, P. Michel, Y. Oda, M. Richardson, N. Saphra, S. Swayamdipta, and P. Yin. DyNet: The Dynamic Neural Network Toolkit. *arXiv preprint arXiv:1701.03980*, 2017.
- [44] T. Neumann, T. Mühlbauer, and A. Kemper. Fast serializable multi-version concurrency control for main-memory database systems. In *SIGMOD*, pages 677–689, 2015.
- [45] L. Passing, M. Then, N. Hubig, H. Lang, M. Schreier, S. Günemann, A. Kemper, and T. Neumann. SQL- and operator-centric data analytics in relational main-memory databases. In *EDBT*, pages 84–95, 2017.
- [46] B. Recht, C. Re, S. Wright, and F. Niu. Hogwild: A lock-free approach to parallelizing stochastic gradient descent. In *NIPS*, pages 693–701, 2011.
- [47] S. Ruder. An overview of gradient descent optimization algorithms. *arXiv preprint arXiv:1609.04747*, 2016.
- [48] N. Shazeer, A. Mirhoseini, K. Maziarz, A. Davis, Q. V. Le, G. E. Hinton, and J. Dean. Outrageously large neural networks: The sparsely-gated mixture-of-experts layer. *CoRR*, abs/1701.06538, 2017.
- [49] A. Smola and S. Narayanamurthy. An architecture for parallel topic models. *PVLDB*, 3(1-2):703–710, 2010.
- [50] E. P. Xing, Q. Ho, W. Dai, J. K. Kim, J. Wei, S. Lee, X. Zheng, P. Xie, A. Kumar, and Y. Yu. Petuum: A new platform for distributed machine learning on big data. *KDD*, 1(2):49–67, 2015.
- [51] D. Yu, A. Eversole, M. Seltzer, K. Yao, O. Kuchaiev, Y. Zhang, F. Seide, Z. Huang, B. Guenter, H. Wang, J. Droppo, G. Zweig, C. Rossbach, J. Gao, A. Stolcke, J. Currey, M. Slaney, G. Chen, A. Agarwal, C. Basoglu, M. Padmilac, A. Kamenev, V. Ivanov, S. Cypher, H. Parthasarathi, B. Mitra, B. Peng, and X. Huang. An introduction to computational networks and the computational network toolkit. Technical report, 2014.
- [52] M. Zaharia, M. Chowdhury, M. J. Franklin, S. Shenker, and I. Stoica. Spark: cluster computing with working sets. In *HotCloud*, pages 1–10, 2010.
- [53] H. Zhang, Z. Hu, J. Wei, P. Xie, G. Kim, Q. Ho, and E. Xing. Poseidon: A system architecture for efficient gpu-based deep learning on multiple machines. *arXiv preprint arXiv:1512.06216*, 2015.