

Momentum-space atom correlations in a Mott insulator

Cécile Carcy, Hugo Cayla, Antoine Tenart, Alain Aspect, Marco Mancini, and David Clément*

Laboratoire Charles Fabry, Institut d'Optique Graduate School, CNRS,

Université Paris Saclay, 2 Avenue Augustin Fresnel, 91127 Palaiseau cedex, France

(Dated: September 1, 2022)

We report on the investigation of the three-dimensional single-atom-resolved distributions of bosonic Mott insulators in momentum-space. Firstly, we measure the two-body and three-body correlations deep in the Mott regime, finding a perfectly contrasted bunching whose periodicity reproduces the reciprocal lattice. In addition, we show that the two-body correlation length is inversely proportional to the in-trap size of the Mott state with a pre-factor in agreement with the prediction for an incoherent state occupying a uniformly filled lattice. Our findings indicate that the momentum-space correlations of a Mott insulator at small tunnelling is that of a many-body ground-state with Gaussian statistics. Secondly, in the Mott insulating regime with increasing tunnelling, we extract the spectral weight of the quasi-particles from the momentum density profiles. On approaching the transition towards a superfluid, the momentum spread of the spectral weight is found to decrease as a result of the increased mobility of the quasi-particles in the lattice. While the shapes of the observed spectral weight agree with the ones predicted by perturbative many-body calculations, the fitted mobilities are larger than the theoretical ones. This discrepancy is similar to that previously reported on the time-of-flight visibility.

I. INTRODUCTION

Measuring many-body correlations is central to investigate and reveal the properties of strongly interacting quantum matter [1]. It allows one to test the predictions of simple microscopic models used to understand many-body physics [2]. One paradigmatic example is the Hubbard hamiltonian that describes quantum particles hopping between the sites of a lattice in the presence of interaction. Comparison of the predictions of the Hubbard model with the measured response functions, *e.g.*, the one-particle spectral function [3] and the dynamical structure factor [4], showed its relevance for a large variety of systems, from transition-metal oxides [5] and heavy fermions [6] to high- T_c superconductors [7]. A direct probe of correlations between individual particles is yet hardly possible to implement in solids. Thanks to single-atom-resolved detection methods [8], quantum gases offer an alternative testbed for many-body theories.

The celebrated Mott transition, a generic metal-to-insulator transition of Hubbard models [9], was investigated with quantum gas microscopes, illustrating the benefits from probing many-body physics at the single particle level. Position-space two-particle correlations in Mott insulators have indeed yielded unprecedented and quantitative observations, such as the reduction of on-site atom fluctuations [10, 11], the string order in low-dimensions [12], the out-of-equilibrium dynamics [13, 14] and the anti-ferromagnetic ordering [15, 16]. On the other hand, the investigation of *momentum-space correlations* in atomic Mott states are scarce, and in particular there had been no implementation of a single-atom-resolved probe of correlations. Momentum-resolved light

scattering techniques were implemented to measure spectral functions [17–19], and the noise correlation analysis of time-of-flight (TOF) absorption images [20] has revealed density correlations in expanding Mott insulators [21, 22]. But these probes have not permitted quantitative studies of correlation functions, including their shape and their width, due to limited resolution in momentum, line-of-sight integration and lack of single-particle sensitivity. Experimental signatures of the contribution of particle-hole excitations to the coherence of a Mott insulator were extracted from the visibility [23] and the density modulation of TOF distributions [24]. But a momentum-resolved measure of this contribution when approaching the Mott transition, *i.e.* an observation of the modifications of the spectral weight of the quasi-particles in momentum-space, was not possible. Recently, however, it has become possible to measure momentum space correlations, either in one or two-dimensional geometries using optical imaging [25–27], or in three-dimensions with the species metastable Helium (He^*), which can be detected at the single atom level [28, 29].

In this work, we report on using momentum-space single-atom-resolved distributions [29] in He^* gaseous Mott insulators to investigate both the average population of the momentum states (*i.e.*, the momentum density) and its fluctuations (through two-body and three-body momentum correlations). Deep in the Mott regime, we observe a perfectly contrasted momentum bunching, with second- and third-order correlation functions whose structure reproduces the reciprocal lattice. Moreover, from the shape of the bunching peaks, we determine the two-particle correlation length in Mott insulators of various in-trap sizes, finding an excellent agreement with *ab-initio* calculations. These features show that in the limit of vanishing tunnelling the Mott correlations are driven by a Gaussian density operator for

* Corresponding author: david.clement@institutoptique.fr

bosons uniformly distributed in the lattice sites. From cuts in the three-dimensional (3D) momentum density, we also extract the spectral weight $Z(k)$ of the Mott quasi-particles. The evolution of $Z(k)$ when the system approaches the superfluid-to-Mott transition provides a direct signature of the increased spatial coherence of the quasi-particles. At the quantitative level, however, a comparison with perturbative many-body approaches for homogeneous systems reveals a discrepancy similar to that reported about the TOF visibility [30].

II. MOMENTUM SPACE CORRELATION FUNCTIONS OF A MOTT STATE: THEORY IN A NUTSHELL

A Mott insulator is an insulating phase caused by the presence of strong interactions between particles moving in crystalline structures. Hubbard models provide a microscopic description of the Mott physics based on the interplay between interaction and kinetic energy. When the ratio U/J of the on-site (repulsive) interaction energy U to the hopping energy J between adjacent lattice sites increases, the ground-state of a Hubbard Hamiltonian undergoes a phase transition from a conductor to a Mott insulator. The Fermi Hubbard model is central for the understanding of metal-insulator transitions in solids when electron-electron interaction are important [5, 9]. Recently quantum gases have permitted the observation of a Mott transition with bosons [31] which is described by the Bose-Hubbard Hamiltonian [32],

$$H = -J \sum_{\langle l,l' \rangle} \hat{b}_l^\dagger \hat{b}_{l'} + \frac{U}{2} \sum_{l=1}^{N_{\text{site}}} \hat{n}_l (\hat{n}_l - 1) \quad (1)$$

where \hat{b}_l is the annihilation operator of a particle on site labelled l and $\hat{n}_l = \hat{b}_l^\dagger \hat{b}_l$. The critical value for the Mott transition in the 3D Bose-Hubbard Hamiltonian was calculated numerically, and found equal to $(U/J)_c = 29.3$ [33]. The properties of the Mott state – such as the amplitude of the gap in the excitation spectrum or the role of particle-hole excitations – change when varying U/J from deep in the insulating regime ($U/J \gg (U/J)_c$) to the value at the phase transition. In a first approximation, these modifications can be viewed as resulting from the contribution of some particle and hole excitations on top of a uniformly filled lattice. In quantum gas experiments, the ratio U/J can be varied continuously by changing the amplitude of the lattice potential, allowing one to investigate the modifications of that many-body ground-state (the Mott Insulator) with a high degree of control [31]. In the following we describe the properties of the Mott state in the momentum-space. To this aim we introduce the momentum-space operators

$$\hat{a}(\vec{k}) = \frac{1}{\sqrt{V}} \sum_{l=1}^{N_{\text{site}}} e^{i\vec{k}\cdot\vec{r}_l} \hat{b}_l, \quad (2)$$

where the volume of quantization V is chosen as the in-trap volume of the gas. As a consequence of the crystalline structure of the lattice, all momentum-space quantities are periodic with the period of the reciprocal lattice $k_d = 2\pi/d$ where d is the lattice spacing, *e.g.*, $\hat{a}(\vec{k} + \vec{K}) = \hat{a}(\vec{k})$ with $\vec{K} = k_d(n_x\vec{u}_x + n_y\vec{u}_y + n_z\vec{u}_z)$ where $\{\vec{u}_j\}_{x,y,z}$ are the orthonormal vectors associated to the lattice and $\{n_j\}_{x,y,z}$ are integers.

A. Many-body correlations in a perfect Mott insulator

Deep in the Mott phase at large amplitude of the lattice potential, the tunnelling becomes vanishingly small and it is standard to approximate the many-body ground-state by a “perfect” Mott insulator, *i.e.*, a Mott insulator with no coupling between the sites, $J = 0$. The perfect Mott insulator for the Hamiltonian of Eq. 1 with unity occupation of the lattice site is then $|\psi\rangle_{J=0} = \Pi_l \hat{b}_l^\dagger |0\rangle$. The absence of phase coherence between the lattice sites, $\langle \psi | \hat{b}_l^\dagger \hat{b}_{l'} | \psi \rangle_{J=0} = \langle \hat{b}_l^\dagger \hat{b}_{l'} \rangle_{J=0} = \delta_{l,l'}$, has important consequences on the momentum-space properties. Under these conditions, the correlations between two momentum operators (see Eq. 2) takes the form

$$\langle \hat{a}^\dagger(\vec{k}) \hat{a}(\vec{k}') \rangle_{J=0} = \frac{1}{V} \sum_{l=1}^{N_{\text{site}}} \langle \hat{n}_l \rangle e^{i(\vec{k}-\vec{k}')\cdot\vec{r}_l}. \quad (3)$$

The momentum density of a perfect Mott insulator is thus constant, $\rho(\vec{k}) = \langle \hat{a}^\dagger(\vec{k}) \hat{a}(\vec{k}) \rangle_{J=0} = \rho(\vec{0})$. In addition, the correlations between momentum components separated by more than the inverse of the system size L are vanishingly small. On the contrary, the sum in Eq. 3 is non zero for $|\vec{k} - \vec{k}'| < 2\pi/L$, which implies that some correlations are present in momentum-space even if there are no position-space correlations, a situation similar to that described by the Van Cittert-Zernike theorem in Optics [34]. Eq. 3 defines the one-particle volume of coherence, *i.e.*, the volume over which the first-order correlation function $g^{(1)}(\vec{k}, \vec{k}') = \langle \hat{a}^\dagger(\vec{k}) \hat{a}(\vec{k}') \rangle / \sqrt{\rho(\vec{k})\rho(\vec{k}')}$ is non-zero. This momentum-space volume of coherence reflects the distribution of atoms $\{\langle \hat{n}_l \rangle\}_l$ in the lattice.

As pointed out in [20], higher-order momentum-space correlations can reveal some properties of many-body ground-states even when the momentum density is featureless. For instance, bosonic bunching is expected in the two-body correlations $g^{(2)}(\vec{k}, \vec{k}') = \langle \hat{a}^\dagger(\vec{k}) \hat{a}^\dagger(\vec{k}') \hat{a}(\vec{k}) \hat{a}(\vec{k}') \rangle / \rho(\vec{k})\rho(\vec{k}')$ associated with finding one particle with a momentum \vec{k} and a second one with a momentum \vec{k}' . In the case of the perfect Mott state, that is to say when the tunnelling is zero, the amplitude and the width of the bunching effect can be predicted accurately. Indeed, the atom number per lattice site is then fixed. For a unity occupation of the

lattice $n_l = 1$, the Hamiltonian of Eq. 1 reduces to that of non-interacting particles and is diagonal in the momentum-space basis. As a result, the many-body momentum-space correlations are those of uncorrelated bosons with a Gaussian density operator [35]. For such a Gaussian many-body ground-state, the Wick decomposition yields $g^{(2)}(\vec{k}, \vec{k}') = 1 + |g^{(1)}(\vec{k}, \vec{k}')|^2$. In particular, the amplitude of the two-body correlation at zero particle distance is twice that found for un-correlated particles, $g^{(2)}(\vec{k}, \vec{k}) = 2$. In addition, the shape of the bunching peak provides a quantitative information about the in-trap profile. Its exact shape is set by the term $|g^{(1)}(\vec{k}, \vec{k}')|^2$, whose size determines the volume of coherence. Interestingly, higher-order correlation functions are also related to the first-order correlation function $g^{(1)}(\vec{k}, \vec{k}')$ when Wick theorem applies (see [36] for instance).

B. Momentum density and spectral weight of a Mott insulator at finite tunnelling

At finite tunnelling $J > 0$, a more elaborated picture than that of the perfect Mott state $|\psi\rangle_{J=0}$ must be introduced to account for the kinetic energy term in the Bose-Hubbard Hamiltonian. To do so, various many-body treatments introduce quadratic quantum fluctuations on top of the classical Gutzwiller solution for the “perfect” Mott [37–39]. In these approaches, the low-energy excitations of the Mott state are quasi-particles consisting of the combination of a doublon and a hole. At finite J , the many-body ground state contains a finite fraction of these particle/hole excitations. In addition, the mobility of the quasi-particles in the lattice restores some phase coherence. These modifications of the many-body ground-state are described by the formalism of the Green function [2]. For our purposes, the Fourier transform of the Green function, *i.e.*, the one-particle spectral function $\mathcal{A}(\vec{k}, \omega)$, is of special interest as it is linked to the momentum density $\rho(\vec{k})$ of the Mott insulator [39], $\rho(\vec{k}) \propto -\int_{-\infty}^0 d\omega \mathcal{A}(\vec{k}, \omega)$. Replacing $\mathcal{A}(\vec{k}, \omega)$ by its expression, one finds that the momentum density $\rho(\vec{k})$ of the Mott insulator is directly related to $Z(\vec{k})$, the spectral weight of the quasi-particles:

$$\rho(\vec{k}) = \mathcal{N}(Z(\vec{k}) - 1) \quad (4)$$

where \mathcal{N} is a normalisation factor. The spectral weight quantifies the overlap between the many-body wavefunction with one added particle (or hole) and the true excited one-particle (or one-hole) state. In the non-interacting case, $Z(\vec{k})$ is a delta function because a state with one more particle or hole is still an eigenstate of the system. In the correlated case, many momentum eigenstates have a non-zero overlap with the state formed by simply adding a particle or a hole. As a consequence the spectral weight acquires a finite momentum support whose shape reflects these correlations.

The momentum density $\rho(\vec{k})$ of the Mott state thus provides a direct probe of its spectral weight $Z(\vec{k})$. The spectral weight of a homogeneous Mott with unity occupancy of the lattice sites can be calculated using perturbative many-body approaches [30, 39]. Deep in the Mott regime ($U/J \gg 1$), $Z(k)$ is a small-amplitude oscillating function of period $k_d = 2\pi/d$, with d the lattice spacing [39, 40]. This stems from the presence of a small number of quasi-particles that hop between adjacent lattice sites only. On approaching the Mott transition, the spectral weight is expected to become increasingly peaked around the reciprocal lattice vectors \vec{K} as an added particle (or hole) can tunnel over several lattice sites [39, 40].

III. EXPERIMENTAL RESULTS

A. Observation of the Mott transition with metastable Helium-4 atoms.

The experimental sequence starts with the production of a Bose-Einstein condensate (BEC) of metastable Helium-4 atoms ($^4\text{He}^*$) in a crossed optical trap as described in [41]. The BEC is then loaded into the lowest energy band of a 3D cubic optical lattice with a spacing $d = 775$ nm and an amplitude $V_0 = sE_r$, with $E_r = \hbar^2/8md^2$ the recoil energy [29]. The lattice amplitude s is increased linearly at a rate 0.3 ms^{-1} while, simultaneously, the intensity of the optical trap is switched off with a linear ramp of duration 20 ms. The residual harmonic potential due to the Gaussian intensity profiles of the orthogonal lattice beams is isotropic with a trapping frequency $140\sqrt{s}$ Hz. We calibrate the amplitude s by performing amplitude modulation spectroscopy and we numerically calculate J and U from the value s . The rms uncertainty on U/J is estimated to be 5%.

In the experiment we measure time-of-flight single-atom-resolved distributions in far-field, from which we can calculate the 3D momentum density as well as higher-order correlation between individual atoms. We probe the gas after a time-of-flight of $t_{\text{tof}} = 297$ ms with the time- and space-resolved He^* detector described in [42]. The He^* detector reveals the 3D positions \vec{r}_{tof} of individual $^4\text{He}^*$ atoms in the center-of-mass reference frame with an excellent resolution (see Annex B). Importantly, t_{tof} is larger than the time required to enter the far-field regime of propagation $t_{\text{FF}} = mL^2/2\hbar \sim 30$ ms for our experimental parameters where $L \sim 40d$ is the in-trap total size of the gas. In addition, interaction can be neglected during the expansion as the TOF dynamics is driven by the large trapping frequency ($\gtrsim 100$ kHz) of the individual lattice sites [43]. Indeed, in a previous work [29], we validated quantitatively the assumption of ballistic expansion from the lattice, *i.e.*, $\hbar\vec{k} = m\vec{r}_{\text{tof}}/t_{\text{tof}}$ where \vec{k} is the momentum of the atom in the lattice, \vec{r}_{tof} is the measured atom position after a time-of-flight t_{tof} . With the ballistic assumption, the far-field TOF density

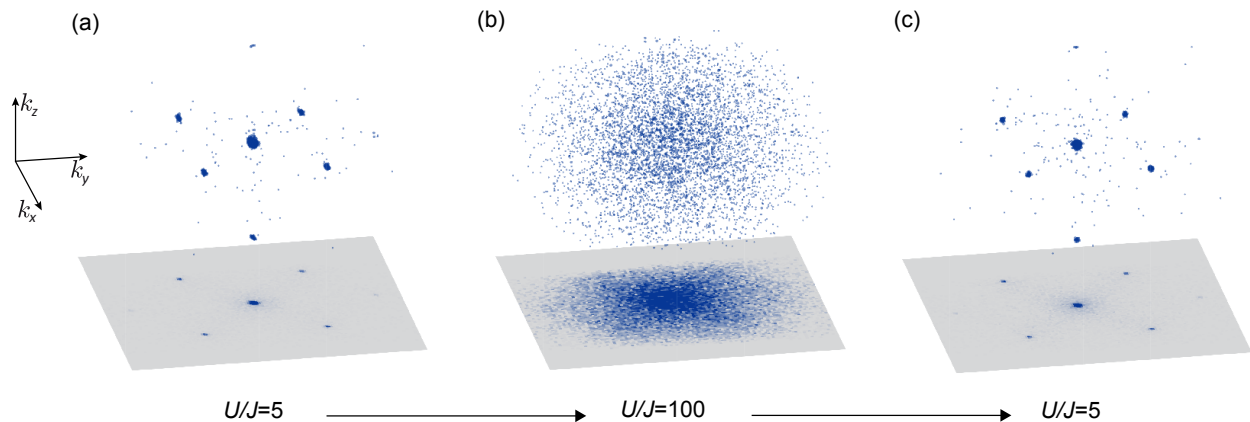


FIG. 1. **Observation of the superfluid-to-Mott transition in momentum space with $^4\text{He}^*$ atoms.** Far-field three-dimensional atom distributions, along with the corresponding two-dimensional projections in the (k_x, k_y) plane. Each blue dot is an individual atom revealed by the He^* detector. (a) Superfluid regime at $U/J = 5$, (b) Mott regime $U/J = 100$, (c) superfluid regime $U/J = 5$ restored when sweeping back from $U/J = 100$ to $U/J = 5$. With this set of data, the visibility of the interference pattern [23] goes from $\mathcal{V} = 0.96$ in figure (a) to $\mathcal{V} = 0.92$ in figure (c). This demonstrates that the loading ramps are adiabatic with a good approximation.

$\rho_\infty(\vec{r}_{\text{tof}}, t_{\text{tof}})$ yields the in-trap momentum density $\rho(\vec{k})$,

$$\rho(\vec{k}) = \frac{1}{|\tilde{\omega}(\vec{k})|^2} \left(\frac{\hbar t_{\text{tof}}}{m} \right)^3 \rho_\infty(\vec{r}_{\text{tof}}, t_{\text{tof}}) \quad (5)$$

where $\tilde{\omega}(\vec{k})$ is the Fourier transform of the Wannier function in each lattice site. We determine $\tilde{\omega}(\vec{k})$ numerically in 3D and rescale the measured density $\rho_\infty(\vec{r}_{\text{tof}}, t_{\text{tof}})$ according to Eq. 5. Doing so, $\rho(\vec{k})$ can be directly compared to the momentum density of the *discrete* Bose-Hubbard Hamiltonian introduced in the theory section (see Eq. 1).

In Fig. 1 we plot examples of 3D TOF distributions across the Mott transition. The Mott transition has been investigated with various atomic species [44] and here we report its observation with metastable Helium-4 atoms which allows us to obtain 3D single-atom-resolved distributions. Each blue dot in Fig. 1 corresponds to one detected atom. In Fig. 1a, the distribution displays sharp diffraction peaks located at $k_d = 2\pi/d$, a manifestation of the long-range coherence of the superfluid state at $U/J = 5$. Deep in the Mott insulating regime ($U/J = 100$), the phase coherence is lost (see Fig. 1b). By decreasing U/J from the Mott state back to the superfluid regime, the long-range coherence is restored, as illustrated by the high visibility of the diffraction peaks in Fig. 1c. In the following, we focus on the Mott insulator regime using values of the ratio U/J larger than the critical value for the Mott transition $(U/J)_c = 29.3$ [33]

B. Many-body momentum-space correlations deep in the Mott insulating regime

We first discuss the single-atom-resolved distributions measured deep in the Mott insulator regime. As expected, we find that the momentum density is almost

constant in this regime. To characterize the fluctuations of the momentum-space population, we introduce the two-particle correlation function defined as (see Annex C for details),

$$g^{(2)}(\delta\vec{k}) = \frac{\int d\vec{k} \langle \hat{a}^\dagger(\vec{k}) \hat{a}^\dagger(\vec{k} + \delta\vec{k}) \hat{a}(\vec{k} + \delta\vec{k}) \hat{a}(\vec{k}) \rangle}{\int d\vec{k} \rho(\vec{k}) \rho(\vec{k} + \delta\vec{k})} \quad (6)$$

where $\hat{a}(\vec{k})$ is the annihilation operator associated to finding a particle at position \vec{k} with the He^* detector. To facilitate the presentation and the discussion of the two-body correlation function, we plot $g^{(2)}(\delta\vec{k})$ along some specific directions \vec{u} that can be chosen at will. In Fig. 2, we plot $g^{(2)}(\delta\vec{k})$ in a Mott insulator with $U/J = 100$ along $\vec{u} \propto n_x \vec{u}_x + n_y \vec{u}_y + n_z \vec{u}_z$ where $\{\vec{u}_j\}_{x,y,z}$ are the orthonormal vectors associated to the lattice and n_x, n_y and n_z are equal to 0 or 1. The two-body correlation function is plotted as a function of the difference δk of momentum between two atoms found along the \vec{u} axis (see Annex C). We find a well contrasted bunching whose amplitude $g^{(2)}(0) = 1.92(6)$ is close to two, as expected for Gaussian statistics. Note that there has been only a few observations of $g^{(2)}(0) \simeq 2$ with massive particles [36, 45, 46] and that none of them was obtained in a 3D isotropic situation. The large fluctuations we observe are in contrast with the reduced atom number fluctuations in the lattice sites, as monitored with in-situ quantum gas microscopes in a similar regime of Mott insulator [10]. In Fig. 2(b) we plot $g^{(2)}$ along the axis of the lattice and its diagonals, finding periods equal to $k_d, \sqrt{2}k_d$ and $\sqrt{3}k_d$. This pattern is the reciprocal lattice associated with the crystalline structure of the ground-state. The amplitude of the bunching peaks corresponding to the reciprocal lattice at $\delta\vec{k} \neq \vec{0}$ is unexpectedly smaller than that of the peak at $\delta\vec{k} = \vec{0}$. In the hope of understanding this reduced value,

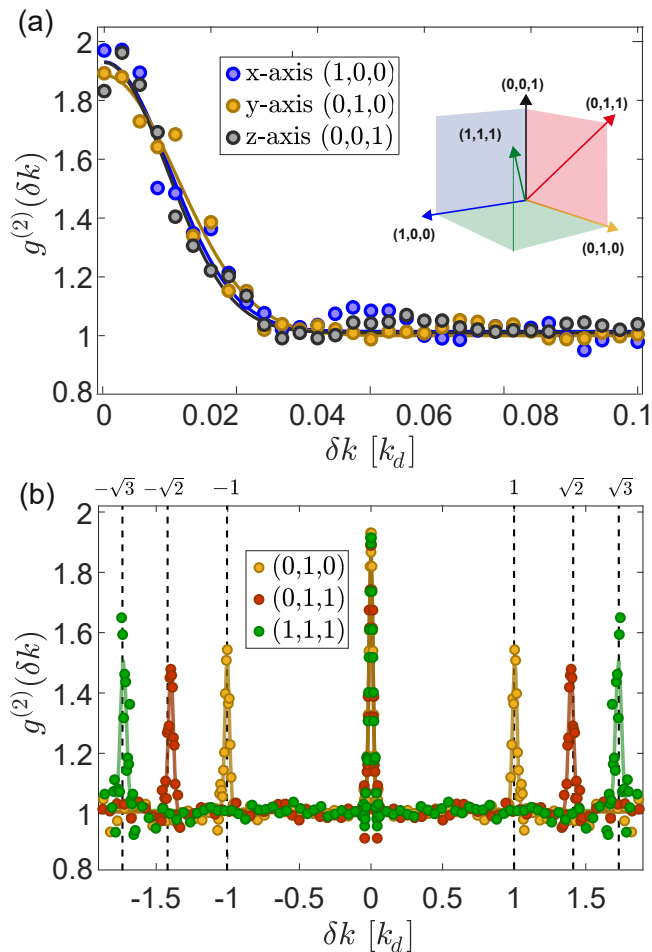


FIG. 2. **Two-particle momentum correlations in bosonic Mott insulators at $U/J = 100$ with $N = 15\,000$.** (a) Plot of 1D cuts through the two-particle momentum correlation $g^{(2)}(\delta k)$ as a function of $\delta k = \delta \vec{k} \cdot \vec{u}$ along the axis defined by $\vec{u} = n_x \vec{u}_x + n_y \vec{u}_y + n_z \vec{u}_z$. The values of the integers (n_x, n_y, n_z) are indicated next to the symbols of the data. The elementary volume we use to code the positions of individual atoms has a longitudinal length $\Delta k_{\parallel} = 0.003 k_d$ along the axis where correlations are plotted and a transverse length $\Delta k_{\perp} = 0.015 k_d$. The 1D cuts are plotted along the three axis of the cubic lattice, illustrating the spherical symmetry of the experimental configuration. (b) 1D cuts $g^{(2)}(\delta k)$ plotted on a broader scale through the $g^{(2)}(\delta \vec{k})$ along different axis of the reciprocal lattice.

we have considered imperfections of the experiment that may affect the amplitude of the peaks corresponding to the reciprocal lattice, such as poor statistics or shot-to-shot fluctuations of the laser beam directions defining the lattice axis. But we have not found convincing evidence of a significant impact of these imperfections (see Annex C). Therefore we cannot exclude either that this observation may have a physical origin.

We now turn to investigating the shape of the two-body correlation function in the vicinity of $\delta \vec{k} = \vec{0}$. We find that $g^{(2)}(\delta \vec{k})$ is well fitted by an isotropic 3D Gaus-

sian function at $|\delta \vec{k}| \ll k_d$. This isotropy corresponds to the isotropy of the optical trap created by the lattice beams. The Gaussian-like shape probably results from the spherical distribution of atoms in the lattice and from the absence of sharp edges in the in-trap density. These observations about the isotropy and the shape of the measured two-body correlations lead us to define the two-particle correlation length l_c according to $g^{(2)}(\delta \vec{k}) = 1 + \eta \exp(-2\delta \vec{k}^2/l_c^2)$ where η corresponds to the amplitude of the bunching. We find the same correlation length $l_c = 0.027(6)k_d$ for all the peaks in Fig. 2b.

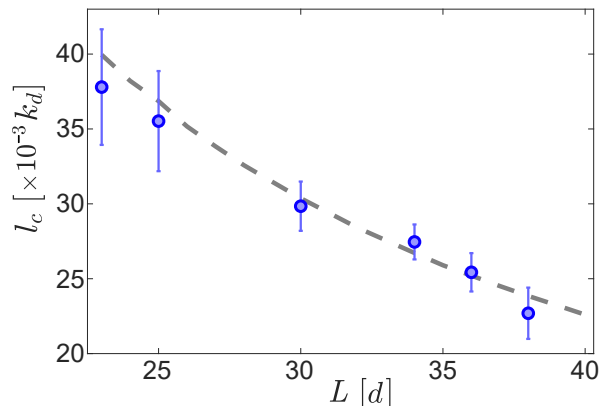


FIG. 3. **Two-particle correlation length l_c .** Correlation length l_c plotted as a function of the calculated in-trap total size L of the Mott state. The dashed line is the theoretical prediction from 3D numerical calculations without adjustable parameters.

As discussed in the theory section, the correlation length l_c for a perfect Mott state can be calculated accurately. One can indeed compute $g^{(2)}(\delta \vec{k}) = 1 + |g^{(1)}(\delta \vec{k})|^2$ from the sum appearing in Eq. 3. This requires to know the spatial distribution of atoms in the 3D lattice, which is obtained using the Gutzwiller ansatz for the experimental parameters [32]. Performing these numerical calculations, we find $l_c \simeq 1.1/L$ where L is the total size of the perfect Mott state (see Annex C for details). We also observe from the numerics that the presence of a few doubly-occupied sites at the trap centre hardly affects l_c . In the experiment, we have varied the Mott size L by changing the atom number from $N = 3.0(6) \times 10^3$ to $N = 22(4) \times 10^3$ and we have measured the correlation length l_c in these different sets. Over this range, the lattice filling at the trap center varies from 1 to 2. In Fig. 3 we plot the measured l_c as a function of the size L calculated using the Gutzwiller ansatz for the varying atom number N . The two-body correlation length is found to decrease with the trap size of the Mott state. Moreover, the measured values for l_c are in perfect agreement with the numerical calculations without adjustable parameters, *i.e.*, with the expectation for a Mott state with a Gaussian density operator. As a side remark, we note that an analogy with the Hanbury-Brown and Twiss

effect [21, 47] can also be used to describe the observed two-body correlations (see Annex A for details).

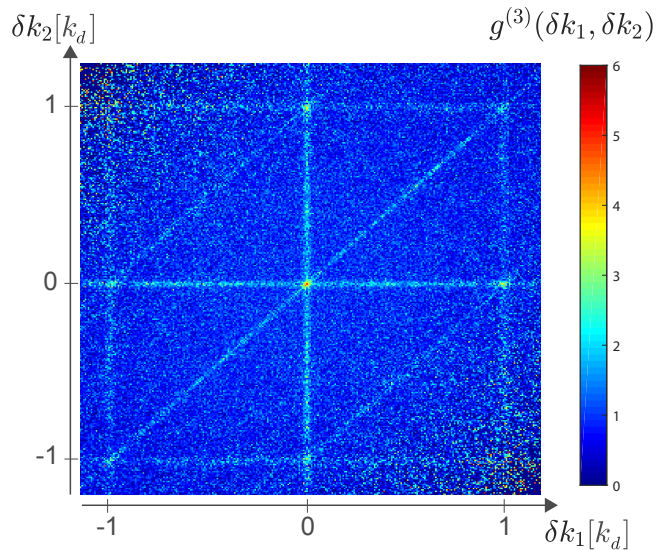


FIG. 4. **Three-particle momentum-space correlations in bosonic Mott insulators.** Plot of $g^{(3)}(\delta k_1, \delta k_2)$ as a function of algebraic distances δk_1 and δk_2 between atoms along the lattice axis (see text). The background amplitude associated to un-correlated atoms has an amplitude ~ 1 . The correlations along the lines defined by $\delta k_1 = 0$, $\delta k_2 = 0$ and $\delta k_1 = \delta k_2$ is above the background with an amplitude (~ 1.6) compatible with the two-body bunching $g^{(2)}(0)$ associated with finding two atoms close-by. The intrinsic three-body correlations (located at $\delta k_1 = 0[k_d]$, $\delta k_2 = 0[k_d]$) has an even higher amplitude (~ 5.2). The elementary volume we use to code the position of the atoms has a longitudinal length $\Delta k_{\parallel} = 0.008 k_d$ along the axis where correlations are plotted and a transverse length $\Delta k_{\perp} = 0.015 k_d$.

Similarly, we have extracted three-body correlations from the measured 3D distributions. We observe a well contrasted and periodic bunching in the three-body correlations $g^{(3)}(\vec{k}, \vec{k}', \vec{k}'') \propto \langle \hat{a}^\dagger(\vec{k}) \hat{a}^\dagger(\vec{k}') \hat{a}^\dagger(\vec{k}'') \hat{a}(\vec{k}) \hat{a}(\vec{k}') \hat{a}(\vec{k}'') \rangle$. In Fig. 4 we plot $g^{(3)}(\delta k_1, \delta k_2)$ as a function of δk_1 and δk_2 where $\delta k_1 = (\vec{k} - \vec{k}') \cdot \vec{u}_x$ and $\delta k_2 = (\vec{k} - \vec{k}'') \cdot \vec{u}_x$ are the differences of momentum between two different pairs of atoms along the lattice axis \vec{u}_x . The correlations that are intrinsically three-body are those for which three atoms are in the same coherence volume and thus they are located at positions $(\delta k_1 = 0[k_d], \delta k_2 = 0[k_d])$ where $[k_d]$ stands for modulo k_d . For three atoms detected with a similar momentum $\delta k_1 \simeq \delta k_2 \simeq 0$, the measured amplitude of the three-body correlation $g^{(3)}(0, 0) = 5.2(7)$ is compatible with the value $3! = 6$ expected for Gaussian statistics [36]. We also clearly observe lines with a correlation larger than that of the background along the axis defined by $\delta k_1 = 0$, by $\delta k_2 = 0$ and by $\delta k_1 = \delta k_2$. Along each of these lines, two of the three atoms are close to each other and the correlation amplitude signals two-body bunching. The corresponding amplitude

(1.6(2)) of the two-body correlation is smaller than that of the three body correlation peak, as expected. Note that this amplitude is slightly smaller than that of Fig. 2 because here we use a larger elementary volume to calculate the correlations. No correlation is observed on the anti-diagonal defined by $\delta k_1 = -\delta k_2$. This was to be expected since it corresponds to well separated, thus un-correlated, momentum components. To conclude, the observed three-body correlations are compatible with the expectations for a Gaussian many-body ground-state. However the experimental signal-to-noise ratio on $g^{(3)}(\delta k_1, \delta k_2)$ is not sufficient to be fully quantitative. More specifically, investigating the shape of $g^{(3)}(\delta k_1, \delta k_2)$ and the amplitude in a similar way as we proceeded with $g^{(2)}(\delta k)$ would require a larger set of experimental data to enhance the quality of the measured statistics.

C. Quasi-particle Spectral weight in a Mott insulator

When U/J is decreased, a structure slowly appears in the momentum density. Measuring momentum 3D densities in far-field and without the line-of-sight integration inherent to absorption imaging allows us to investigate this evolution quantitatively. In Fig. 5a we plot $\rho(k_x)$ in the Mott regime along the lattice axis Ox and for a varying ratio U/J . All these data sets have been taken with a fixed atom number $N = 3.0(6) \times 10^3$ to ensure unity occupation of the lattice at the trap center. At large U/J we recover the periodic oscillations observed previously [23, 24]. For decreasing U/J , we observe that $\rho(k_x)$, and thus the spectral weight $Z(k_x) \propto \rho(k_x) + 1$, becomes increasingly peaked around $k_x = j k_d$ with j integer. To provide a physical insight into the narrowing of $Z(k_x)$, we expand $\rho(k_x) = \sum_p \alpha_p e^{i2\pi p k_x/k_d}$ in Fourier components along the lattice axis, finding

$$\alpha_p = \sum_j \langle \hat{b}_j^\dagger \hat{b}_{j+p} \rangle. \quad (7)$$

The Fourier amplitudes α_p quantify the average phase coherence between lattice sites distant by p sites. The evolution of the amplitudes α_p as U/J decreases highlights the continuous change from a perfect Mott state (for which $\alpha_p = 0$ for $p \neq 0$) to a Mott state with a finite spatial coherence ($\alpha_p \neq 0$ for $p > 1$). Close to the Mott transition, the mobility of the quasi-particles extends over several lattice sites, say distant by p sites, and results in $\alpha_p \neq 0$. The narrowing of the spectral weight $Z(k_x)$ thus reflects the coherent tunnelling of the quasi-particles over several lattice sites. In Fig. 5 (bottom row) we plot the Fourier amplitudes α_p extracted from the measured profiles $\rho(k_x)$. A mobility of the quasi-particles over up to $p \sim 6$ lattice sites is observed at $U/J = 35$, a distance corresponding to about a quarter of the size of the trapped gas.

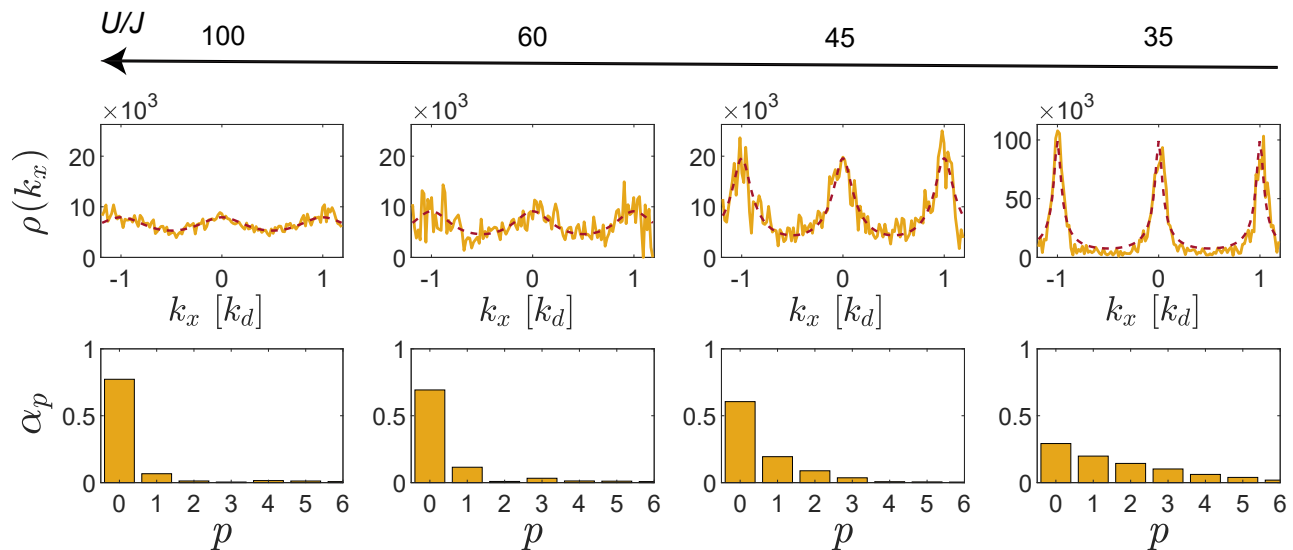


FIG. 5. **Spectral weight of the quasi-particles in the Mott state.** Top row: Dimensionless momentum densities $\rho(k_x) \propto Z(k_x) - 1$ in the Mott regime for a ratio $U/J = 100, 60, 45, 35$. The dashed line is the momentum density expected from perturbation many-body theories accounting for the presence of particle-hole excitations, with the value of U/J taken as a fitting parameter [30, 39]. Bottom row: histograms of the amplitudes α_p corresponding to the momentum densities displayed on top.

The spectral weight of a homogeneous Mott with unity occupation of the lattice sites was calculated using perturbative many-body approaches [30, 39]. It provides a quantitative prediction of the role of particle-hole excitation on the building of long-range coherence which we confront with the experiment. To do so, we fit the measured densities $\rho(k_x)$ with the prediction [39],

$$\rho_{\text{fit}}(k_x) = \mathcal{N}_{\text{fit}} \left(\frac{\epsilon(k_x)/2 + 3u_{\text{fit}}/2}{\sqrt{\epsilon(k_x)^2 + 6\epsilon(k_x)u_{\text{fit}} + u_{\text{fit}}^2}} - \frac{1}{2} \right) \quad (8)$$

where \mathcal{N}_{fit} and u_{fit} are the free parameters of the fit and $\epsilon(k_x) = -4 - 2\cos(2\pi k_x/k_d)$ is the dispersion relation in the lattice potential. Here u_{fit} is a notation for the ratio U/J . The observed modification in the shape of $Z(k_x)$ as the system approaches the superfluid regime is consistent with these theoretical predictions (see Fig. 5). As the predicted width and amplitude of the modulations are connected through the dispersion of the lattice (see Eq. 8), this agreement suggests that the physical picture drawn by perturbative theories is valid.

However, a fully quantitative comparison reveals that u_{fit} is systematically smaller than the ratio U/J calibrated in the experiment. In other words, we find in the experiment a coherence of the quasi-particles with a spatial extent larger than expected from the theory. Furthermore, this difference becomes more dramatic as U/J increases as we find $u_{\text{fit}} = \{35(1), 37(1), 47(2), 62(4)\}$ for the calibrated ratios $U/J = \{35, 45, 60, 100\}$ respectively. A similar discrepancy with perturbative treatments was reported when measuring a different quantity, the visibility of the TOF distributions [30]. As illustrated in a following work by the same authors [43], Quantum

Monte-Carlo calculations provided a much better agreement with the experiment. Proceeding similarly for the spectral weight is an interesting direction to investigate the origin of the discrepancy.

IV. CONCLUSION

We have reported on the measurement of 3D atom distributions in momentum-space for a Mott insulator. It has allowed us to determine quantitatively the build up of long range coherence when approaching the transition towards a superfluid. Deep in the Mott phase, the extracted two- and three-body correlation functions match that of indistinguishable and uncorrelated bosons uniformly distributed in the lattice sites. These correlations thus quantitatively agree with the expectations for a many-body state whose density operator is Gaussian in momentum-space. A natural extension of this work consists of investigating intricate 3D many-body states that exhibit many-body correlations deviating from those associated with Gaussian ground-states. As illustrated in the 1D case [48], these deviations can be used to investigate complex quantum states and obtain genuine information about correlations between several quantum particles.

ACKNOWLEDGMENTS

We acknowledge fruitful discussions with D. Boiron, F. Gerbier, T. Roscilde and all the members of the Quan-

tum Gases group at Institut d’Optique. We acknowledge financial support from the LabEx PALM (Grant number ANR-10-LABX-0039), the Institut Francilien de Recherche sur les Atomes Froids and the Agence Nationale pour la Recherche (Grant number ANR-17-CE30-0020-01). D.C. acknowledges support from the Institut Universitaire de France.

APPENDIX A: OPTICAL ANALOGY OF THE MOMENTUM-SPACE BUNCHING

The description of the momentum-space two-body correlations we investigate in this work could be rephrased in an optical analogy. Indeed, the momentum-space properties were obtained in a time-of-flight (TOF) experiment where the matter-wave evolves freely in space similarly to the propagation of light. When the expansion of the gas is ballistic and long enough for the paraxial approximation to be valid, the atoms are detected in a regime identical to that of the detection of photons in the far-field. The momentum-space bunching phenomenon can thus be understood from a direct analogy with the Hanbury-Brown and Twiss (HBT) effect reported with incoherent sources of light [47] or matter [21, 49].

It is also interesting to recall that the properties of the HBT effect in Optics may be derived from a classical field of light [50]. This requires to assume that a large number of mutually-incoherent emitters form the source of light, a condition under which the Central Limit Theorem applies and the field is a Gaussian random variable. This assumption is a classical analog of the hypothesis of a Gaussian ground-state we use here, and it highlights the fact that in both situations HBT-type of correlations are connected with the Gaussian statistics.

APPENDIX B: ATOM NUMBER CALIBRATION AND HE* DETECTOR

Calibration of the atom number in the lattice

The data presented in this work comes from various sets of the experiment:

- a series of sets taken with $N = 3.0(6) \times 10^3$ atoms in the lattice and for $U/J = 35, 45, 60$ and 100 . This atom number ensures a unity occupation of the lattice sites at the trap center and for all the lattice amplitudes. These sets were used for Fig. 1, Fig. 5 and for the points at $L = 23$ and $L = 25$ in Fig. 3.
- a set of data at $U/J = 100$ with $N = 15 \times 10^3$ atoms, corresponding to a filling at the trap center equal to 2. This larger atom number increases the signal-to-noise ratio to measure the two-body correlation length. We checked by performing numerical simulations that the bunching peaks are quite insensitive to the presence of a few doubly-occupied sites and that l_c is dominated by the width L of the trapped gas. Taking into account atom

number fluctuations in the experiment, the overall data have been divided in 4 sets of data with $N = 12(3) \times 10^3$, $N = 16(3) \times 10^3$, $N = 20(4) \times 10^3$ and $N = 22(4) \times 10^3$ atoms.

To calibrate the atom number, Mott insulators at $U/J = 100$ were probed by absorption imaging after 1.5 ms time of flight (TOF). At this lattice amplitude, the momentum distribution is diluted and absorption images can be fitted by a 2D gaussian function from which one can extract the number of atoms.

Detection with the He detector*

To access single-atom-resolved momentum distributions, the atoms are detected on the He* detector located 43 cm below the center of the science chamber, corresponding to a time of flight of 297 ms. To avoid the effect of spurious magnetic fields that would disturb the time of flight distribution, a fraction of the atoms, initially spin-polarized into the $2^3S_1 m_J = 1$ state, are transferred with a radio-frequency (RF) resonant pulse to the non-magnetic $m_J = 0$ state at the beginning of the TOF. The atoms remaining in a state with a non-zero magnetic moment are expelled from the detection area by the use of a magnetic gradient. By adjusting the duration of the RF pulse, the fraction of atoms transferred to the non-magnetic state, in which atoms are detected, can be controlled. To make sure that there is no saturation effect of the He* detector, we choose to detect about 5% of the atom number per shot. Between 200 and 2 000 shots were then taken for each specific measurement.

APPENDIX C: CORRELATION FUNCTIONS EXTRACTED FROM THE MEASURED ATOM DISTRIBUTIONS

The measurement of two-particle momentum correlations quantifies the conditional probability for an atom in a given experimental realization to have a momentum \vec{k}_1 provided one atom is detected with a momentum \vec{k}_2 .

$$G^{(2)}(\vec{k}_1, \vec{k}_2) = \langle \hat{a}^\dagger(\vec{k}_1) \hat{a}^\dagger(\vec{k}_2) \hat{a}(\vec{k}_2) \hat{a}(\vec{k}_1) \rangle \quad (9)$$

In our experiment, the measurement of the full 3D momentum distribution with single atom sensitivity allows to compute the 3D correlation functions. However, as the representation of the full distribution is intricate, we calculate two-body correlations along some specific directions $\vec{k}_1 - \vec{k}_2 \propto \vec{u}$. These directions can be chosen at will and in the present work they are oriented along the reciprocal lattice vector $\vec{u} \propto n_x \vec{u}_x + n_y \vec{u}_y + n_z \vec{u}_z$ with n_x, n_y and n_z integers and \vec{u}_x, \vec{u}_y and \vec{u}_z are the lattice axis. The translation invariance of the state we probe implies that $G^{(2)}$ depends only on the momentum separation between two particles, *e.g.* $G^{(2)}(\vec{k}_1, \vec{k}_2) = G^{(2)}(\delta k \vec{u})$ with $\vec{k}_1 - \vec{k}_2 = \delta k \vec{u}$. We consequently calculate $G^{(2)}$ along the

lattice direction by integrating over the position of one of the two atoms:

$$G^{(2)}(\delta\vec{k}) = \int_{\vec{k}} \langle \hat{a}^\dagger(\vec{k}) \hat{a}^\dagger(\vec{k} + \delta\vec{k}) \hat{a}(\vec{k} + \delta\vec{k}) \hat{a}(\vec{k}) \rangle d\vec{k}. \quad (10)$$

Here the integral refers to the summation over all the atoms present in one shot of the experiment. To increase the signal-to-noise ratio, we also perform a transverse integration:

$$G^{(2)}(\delta k \vec{u}) = \int_{|\vec{k}_\perp| < \Delta k_\perp} G^{(2)}(\delta k \vec{u} + \vec{k}_\perp) d\vec{k}_\perp \quad (11)$$

The procedure to calculate $G^{(2)}(\delta k)$ is depicted in Fig. 6. For each atom, we define a tube of radius Δk_\perp oriented along \vec{u} from which the histogram of the distances from this atom to the ones contained in the tube is recorded. The histograms corresponding to the different atoms of the shots are then summed and $G^{(2)}$ averaged over many realizations of the experiment. A plot of $G^{(2)}$ measured along the x-axis and corresponding to the data displayed in Fig. 2 is given in Fig. 7a. Three bunching peaks are visible at $\delta k = 0$ and $\delta k = \pm k_d$ on top of a broad background which can be identified as resulting from the Fourier transform of the Wannier function. This background is equal to the autocorrelation of the momentum density of the Mott insulator. It corresponds to the value of the $G^{(2)}$ function in the absence of correlation between atoms and later referred as $G_{\text{NC}}^{(2)}$. The ratio $G^{(2)}$ divided by $G_{\text{NC}}^{(2)}$ yields the normalized two-body correlation function $g^{(2)}$ used in the main text. By definition, $g^{(2)}(\delta k) = 1$ if there is no correlation in the system and $g^{(2)}(\delta k) \neq 1$ otherwise (see Fig. 7b).

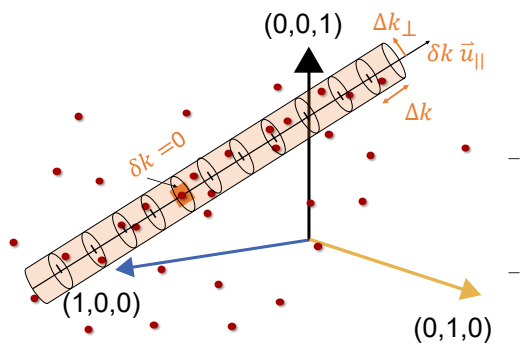


FIG. 6. **Method to calculate $G^{(2)}$.** One atom from a given shot is chosen (highlighted in orange). A tube of radius Δk_\perp oriented along \vec{u} and centered on the considered atom is defined. The distances δk between the atom and the other ones contained in the tube are extracted. The operation is repeated for all the atoms of the shot and the results are saved in a histogram with a longitudinal step Δk .

To ensure a proper normalization we calculate $G_{\text{NC}}^{(2)}$ with as a procedure similar to that used for $G^{(2)}$ but by getting rid off the correlations before performing the

calculation of the histogram. Removing the correlations is obtained from considering the atoms belonging to all the shots since there is no correlations between two atoms belonging to two different shots of the experiment. The value of $G_{\text{NC}}^{(2)}$ for the same set of data mentioned earlier is given in Fig. 7a.

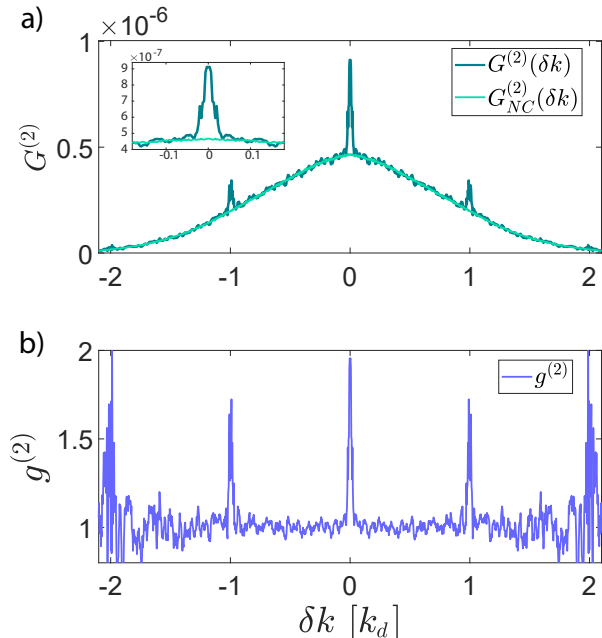


FIG. 7. **Correlation functions.** Value of the different correlation functions along the x-axis for the data displayed in Fig. 2. **a)** $G^{(2)}(\delta k)$ and $G_{\text{NC}}^{(2)}(\delta k)$. **b)** $g^{(2)}(\delta k)$.

The result of dividing $G^{(2)}$ by $G_{\text{NC}}^{(2)}$, *i.e.*, $g^{(2)}(\delta k) = G^{(2)}(\delta k)/G_{\text{NC}}^{(2)}(\delta k)$ is plotted in Fig. 7b for the same set of data used in Fig. 7a.

Effect of transverse integration

The volume of integration $\Delta k \times \Delta k_\perp^2$ may affect the shape of $g^{(2)}(\delta k)$ when $\Delta k, \Delta k_\perp \approx l_c$, with l_c the correlation length of $g^{(2)}(\delta k)$ as defined in the main text. To avoid affecting the size and shape of the correlation peaks, we use $\Delta k \approx 0.1l_c$. See Tab. I. Although the transverse integration does not modify the shape of the correlation peaks, it results in decreasing the bunching amplitude η defined by $g^{(2)}(\delta k) = 1 + \eta \exp(-2\delta k^2/l_c^2)$. Fig. 8 displays the measured value of η as function of Δk_\perp , illustrating this assertion.

For the data shown in Fig. 2, we use $\Delta k_\perp = 0.015 k_a$, which is smaller than $l_c = 0.027(4) k_d$. At lower transverse integration, the signal becomes too noisy (see Fig. 8). To further increase the signal-to-noise ratio in order to reach a precise measurement of l_c , we use $\Delta k_\perp \approx l_c$ in Fig. 3. Consequently, the bunching amplitude η lies between 0.3 and 0.5 (see Tab. I).

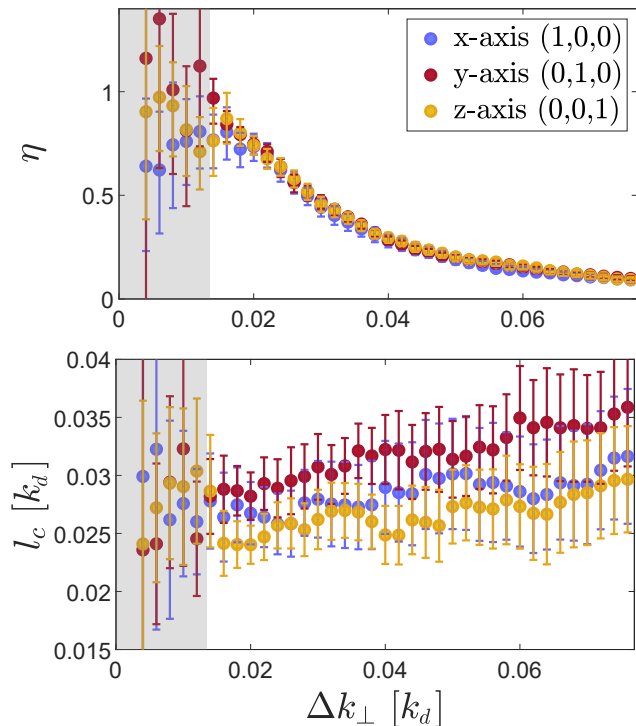


FIG. 8. **Effect of the transverse integration on $g^{(2)}(\delta k)$.** a) Amplitude of the bunching η as a function of Δk_{\perp} for the data used in Fig. 2. b) Correlation length l_c as a function of Δk_{\perp} . Grey areas on both graphs correspond to the region where the signal is too noisy to provide quantitative information.

L	N	ΔN	l_c	Δk_{\perp}	Δk_{\parallel}	η
$[d]$	$[10^3]$	$[10^3]$	$[k_d]$	$[k_d]$	$[k_d]$	-
23	3	1	0.038	0.03	0.002	0.38
25	5	1	0.035	0.03	0.002	0.32
30	12	2	0.03	0.03	0.001	0.51
34	16	3	0.027	0.03	0.001	0.43
36	20	4	0.025	0.03	0.001	0.42
38	22	4	0.023	0.03	0.001	0.40

TABLE I. Parameters used to compute the data of Fig. 3. In order to measure the correlation length with a good precision, we use $\Delta k_{\perp} \approx l_c$, resulting in $\eta = g^{(2)}(\delta k = 0) - 1 < 1$.

Numerical calculation of the correlation length l_c

The dashed line of Fig. 3 has been obtained numerically with the following procedure. Firstly, we calculate the three-dimensional distribution of atoms from the Gutzwiller ansatz which is valid at large U/J . Secondly, we assume that atoms in the different lattice sites are fully decoupled. The resulting density operator being Gaussian, we can use Wick theorem to show that $g^{(2)}(\delta k) = 1 + |g^{(1)}(\delta k)|^2$ and thus evaluate numerically $g^{(2)}(\delta k)$ from summing the contributions of all the atoms to the one-body correlation $g^{(1)}$. This procedure

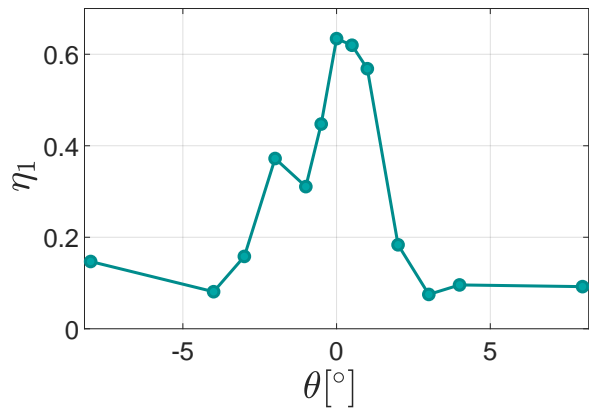


FIG. 9. **Measured $\delta k = k_d$ correlation peak amplitude** (referred as η_1) for the set and parameters used in in Fig. 2 as a function of the angle between the lattice axis and the axis and \vec{u} .

is identical to that used in [21].

Amplitude of the bunching peaks of the reciprocal lattice

We find that the amplitude of the bunching peaks of the reciprocal lattice is systematically smaller than the bunching peak at $\delta \vec{k} = \vec{0}$ by typically 30% (see Fig. 2). We have not identify the origin of this observation, although we have investigated imperfections of the experiment that could affect these amplitudes.

We considered a misalignment between the chosen axis \vec{u} to calculate $g^{(2)}$ and the lattice axis as it would decrease the amplitude of the bunching at large distance while it would not affect the local bunching at $\delta \vec{k} = \vec{0}$. Firstly, we identify the lattice axis on the He* detector by recording momentum distributions in the superfluid phase at $U/J = 5$ where the diffraction peaks associated to the lattice are visible. Secondly, we have fine-tuned the orientation of the axis \vec{u} to maximize the measured amplitude η_1 of the bunching peaks at $|\delta \vec{k}| \sim k_d$. To do so, we calculate the correlation $g^{(2)}$ for various angles θ between \vec{u} and the lattice axis and we extract η_1 as a function of θ , with the results plotted in Fig. 9. All the data presented in the main text corresponds to the optimised value of $\theta = 0(1)$. We note that we cannot correct shot-to-shot fluctuations of the orientation of the lattice beams because of the bunching peaks are not visible in a single shot. Since we find from Fig. 9 that a misalignment as small as 2 degrees is sufficient to reduce the amplitude η_1 by 50%, the presence of shot-to-shot fluctuations of the orientation of the lattice beams could be responsible for a decrease of the side bunching peaks η_1 . But we believe that this possibility is not sufficient by itself to explain our observation since the amplitude of the bunching peaks at $|\delta \vec{k}| \sim \sqrt{3}k_d$ is not smaller than that of the peaks at $|\delta \vec{k}| \sim k_d$.

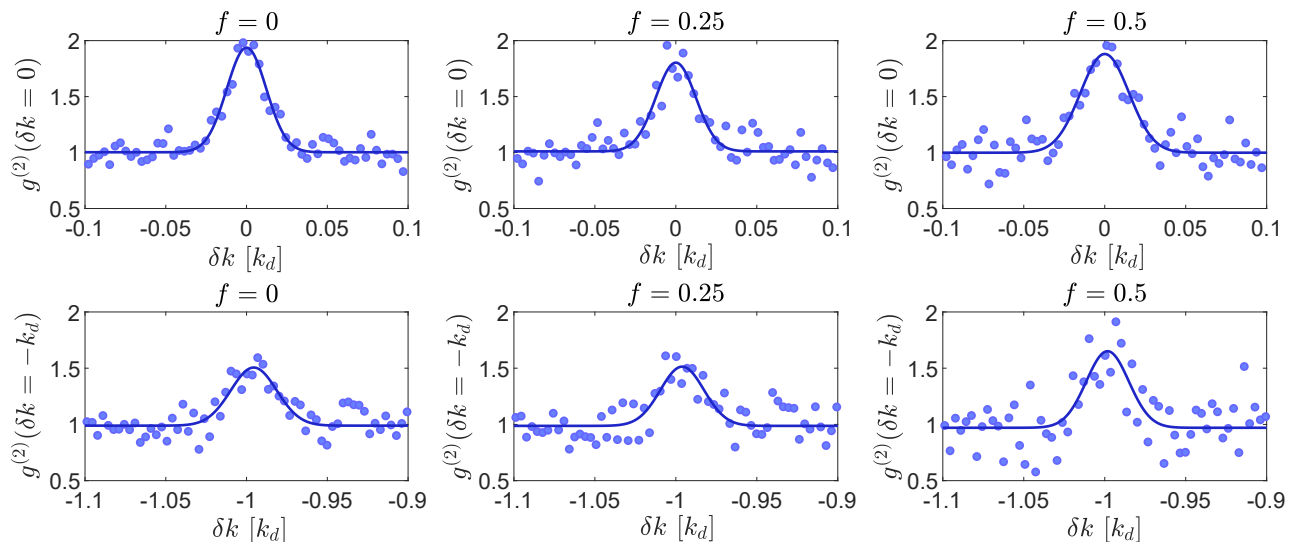


FIG. 10. **Effect of the statistics on the amplitude of correlation peaks.** Two-particle correlation peaks measured with an increasing fraction $f = 0, 0.25, 0.5$ (from left to right) of atoms randomly removed in each shot. Top row: correlation peak centered on $|\delta\vec{k}| = 0$. Bottom row: correlation peak centered on $|\delta\vec{k}| = k_d$.

A second hypothesis we have studied is that the reduced amplitude η_1 may come from a poor statistics. As it can be seen from Fig. 7a, the statistics associated to the calculation of the two-body correlations at $\delta k \sim k_d$ is poorer than that at $\delta k \sim 0$ as a result of the overall density profile. The average number of pairs per shot found at a distance $\delta k \sim k_d$ (~ 1 pair/shot) is about 2.5 times smaller than that found at $\delta k = 0$ (~ 2.5 pairs/shot), and the correlation signal $G^{(2)}$ associated to the bunching peaks located at $\delta k \sim k_d$ is noisier than that located

at $\delta k = 0$. In order to investigate the role of the statistics, we have artificially reduced the number of atoms per shot by randomly removing a given fraction f of them. Examples of bunching peaks located at $\delta k = 0$ and at $\delta k = -k_d$ are depicted in Fig. 10 for $f = 0, 0.25$ and 0.5 . While the data becomes noisier as f increases as expected, the amplitudes η and η_1 do not seem to be drastically affected by the statistics, within the chosen range (when further increasing f , the correlation peaks cannot be distinguished anymore).

-
- [1] J. I. Cirac and P. Zoller, *Goals and opportunities in quantum simulation*, Nat. Phys. **8**, 264-266 (2012).
- [2] G. D. Mahan, *Many-particle physics*, Springer (2000).
- [3] A. Damascelli, Z. Hussain and Z. X. Shen, *Angle-resolved photoemission studies of the cuprate superconductors*, Rev. Mod. Phys. **75**, 473-541 (2003).
- [4] J. M. Tranquada, B. J. Sternlieb, J. D. Axe, Y. Nakamura and S. Uchida, *Evidence for stripe correlations of spins and holes in copper oxide superconductors*, Nature **375**, 561-563 (1995).
- [5] M. Imada, A. Fujimori and Y. Tokura, *Metal-insulator transitions*, Rev. Mod. Phys. **70**, 1039 (1998).
- [6] G. R. Stewart, *Heavy-fermion systems*, Rev. Mod. Phys. **56**, 755 (1984).
- [7] P. A. Lee, N. Nagaosa and X.-G. Wen, *Doping a Mott insulator: Physics of high-temperature superconductivity*, Rev. Mod. Phys. **78**, 17 (2006).
- [8] H. Ott, *Single atom detection in ultracold quantum gases: a review of current progress*, Rep. Prog. Phys. **79**, 054401 (2016).
- [9] N. F. Mott, *The Basis of the Electron Theory of Metals, with Special Reference to the Transition Metals*, Proc. Phys. Soc. (London) **A62**, 416 (1949).
- [10] J. F. Sherson, C. Weitenberg, M. Endres, M. Cheneau, I. Bloch and S. Kuhr, *Single-atom-resolved fluorescence imaging of an atomic Mott insulator*, Nature **467**, 68-72 (2010).
- [11] W. S. Bakr, A. Peng, M.E. Tai, R. Ma, J. Simon, J. I. Gillen, S. Fölling, L. Pollet and M. Greiner, *Probing the superfluid-to-Mott insulator transition at the single atom level*, Science **329**, 547-550 (2010).
- [12] M. Endres, M. Cheneau, T. Fukuhara, C. Weitenberg, P. Schauss, C. Gross, L. Mazza, M. C. Banuls, L. Pollet, I. Bloch and S. Kuhr, *Observation of Correlated Particle-Hole Pairs and String Order in Low-Dimensional Mott Insulators*, Science **334**, 200 (2011).
- [13] R. Ma, M. Tai, P. Preiss, W. Bakr, J. Simon and M. Greiner, *Photon-Assisted Tunneling in a Biased Strongly Correlated Bose Gas*, Phys. Rev. Lett. **107**, 095301 (2011).
- [14] M. Cheneau, P. Barmettler, D. Poletti, M. Endres, P. Schau, T. Fukuhara, C. Gross, I. Bloch, C. Kollath and S. Kuhr, *Light-cone-like spreading of correlations in a quantum many-body system*, Nature **841**, 484 (2012).

- [15] A. Mazurenko, C. S. Chiu, G. Ji, M. F. Parsons, M. Kanasz-Nagy, R. Schmidt, F. Grusdt, E. Demler, D. Greif and M. Greiner, *A cold-atom Fermi-Hubbard antiferromagnet*, Nature **545**, 462-466 (2017).
- [16] T. Hilker, G. Salomon, F. Grusdt, A. Omran, M. Boll, E. Demler, I. Bloch, and C. Gross, *Revealing hidden antiferromagnetic correlations in doped Hubbard chains via string correlators*, Science **357**, 484 (2017).
- [17] T. Stoferle, H. Moritz, C. Schori, M. Kohl and T. Esslinger, *Transition from a strongly interacting 1D superfluid to a Mott insulator*, Phys. Rev. Lett. **92**, 130403 (2004).
- [18] D. Clément, N. Fabbri, L. Fallani, C. Fort and M. Inguscio, *Exploring Correlated 1D Bose Gases from the Superfluid to the Mott-Insulator State by Inelastic Light Scattering*, Phys. Rev. Lett. **102**, 155301 (2009).
- [19] N. Fabbri, S. Huber, D. Clément, L. Fallani, C. Fort, M. Inguscio and E. Altman, *Quasiparticle Dynamics in a Bose Insulator Probed by Interband Bragg Spectroscopy*, Phys. Rev. Lett. **109**, 055301 (2012).
- [20] E. Altman, E. Demler and M. I. D. Lukin, *Probing many-body states of ultracold atoms via noise correlations*, Phys. Rev. A **70**, 013603 (2004).
- [21] S. Fölling, F. Gerbier, A. Widera, O. Mandel, T. Gericke and I. Bloch, *Spatial quantum noise interferometry in expanding ultracold atom clouds*, Nature **434**, 481484 (2005).
- [22] T. Rom, T. Best, D. van Oosten, U. Schnieder, S. Fölling, B. Paredes and I. Bloch, *Free fermion antibunching in a degenerate atomic Fermi gas released from an optical lattice*, Nature **444**, 733 (2006).
- [23] F. Gerbier, A. Widera, S. Fölling, O. Mandel, T. Gericke and I. Bloch, *Phase coherence of an atomic Mott insulator*, Phys. Rev. Lett. **95**, 050404 (2005).
- [24] I. B. Spielman, W. D. Phillips and J. V. Porto, *Mott-Insulator Transition in a Two-Dimensional Atomic Bose Gas*, Phys. Rev. Lett. **98**, 080404 (2007).
- [25] R. Bücker, A. Perrin, S. Manz, T. Betz, C. Koller, T. Plisson, J. Rottmann, T. Schumm and J. Schmiedmayer, *Single-particle-sensitive imaging of freely propagating ultracold atoms* New J. Phys. **11**, 103039 (2009).
- [26] B. Fang, A. Johnson, T. Roscilde, I. Bouchoule, *Momentum-Space Correlations of a One-Dimensional Bose Gas*, Phys. Rev. Lett. **116**, 050402 (2016).
- [27] P. M. Preiss, J. H. Becher, R. Klemt, V. Klinkhamer, A. Bergschneider, S. Jochim, *High-Contrast Interference of Ultracold Fermions*, arXiv preprint:1811.12939 (2018).
- [28] S. S. Hodgman, R. I. Khakimov, R. J. Lewis-Swan, A. G. Truscott, K. V. Kheruntsyan, *Solving the Quantum Many-Body Problem via Correlations Measured with a Momentum Microscope*, Phys. Rev. Lett. **118**, 240402 (2017).
- [29] H. Cayla, C. Carcy, Q. Bouton, R. Chang, G. Carleo, M. Mancini, D. Clément, *Single-atom-resolved probing of lattice gases in momentum space*, Phys. Rev. A **97** 061609(R) (2018).
- [30] F. Gerbier, A. Widera, S. Fölling, O. Mandel, T. Gericke and I. Bloch, *Interference pattern and visibility of a Mott insulator*, Phys. Rev. A **72**, 053606 (2005).
- [31] M. Greiner, O. Mandel, T. Esslinger, T. W. Hansch and I. Bloch, *Quantum phase transition from a superfluid to a Mott insulator in a gas of ultracold atoms*, Nature **415**, 39-44 (2002).
- [32] D. Jaksch, C. Bruder, J. I. Cirac, C. W. Gardiner and P. Zoller, *Cold Bosonic Atoms in Optical Lattices*, Phys. Rev. Lett. **81**, 3108 (1998).
- [33] B. Capogrosso-Sansone, N.V. Prokof'ev, B.V. Svistunov, *Phase diagram and thermodynamics of the three-dimensional Bose-Hubbard model*, Phys. Rev. B **75** 134302 (2007).
- [34] M. Born and E. Wolf, *Principles of Optics: Electromagnetic Theory of Propagation, Interference and Diffraction of Light*, 6th Edition (Chapter 10), Pergamon Press, Oxford, 1993.
- [35] G. W. Gardiner and P. Zoller, *Quantum Noise*, Springer-Verlag, Berlin, Heidelberg (2000).
- [36] R. G. Dall, A. G. Manning, S. S. Hodgman, W. Rugway, K. V. Kheruntsyan and A. G. Truscott, *Ideal n-body correlations with massive particles*, Nature Physics **9**, 341-344 (2013).
- [37] D. van Oosten, P. van der Straten and H. T. C. Stoof, *Quantum phases in an optical lattice*, Phys. Rev. A **63**, 053601 (2001).
- [38] E. Altman and A. Auerbach, *Oscillating Superfluidity of Bosons in Optical Lattices*, Phys. Rev. Lett. **89**, 250404 (2002).
- [39] K. Sengupta and N. Dupuis, *Mott-insulator-to-superfluid transition in the Bose-Hubbard model: A strong-coupling approach*, Phys. Rev. A **71**, 033629 (2005).
- [40] M. Iskin and J. K. Freericks, *Superfluidity of p-wave and s-wave atomic Fermi gases in optical lattices*, Phys. Rev. A **80**, 063610 (2009).
- [41] Q. Bouton, Q. Bouton, R. Chang, A. L. Hoender-vanger, F. Nogrette, A. Aspect, C. I. Westbrook, and D. Clément, *Fast production of Bose-Einstein condensates of metastable Helium*, Phys. Rev. A **91**, 061402(R) (2015).
- [42] F. Nogrette, D. Heurteau, R. Chang, Q. Bouton, C. I. Westbrook, R. Sellem, and D. Clément, *Characterization of a detector chain using a FPGA-based Time-to-Digital Converter to reconstruct the three-dimensional coordinates of single particles at high flux*, Rev. Scient. Instrum. **86**, 113105 (2015).
- [43] F. Gerbier, S. Trotzky, S. Fölling, U. Schnorrberger, J. D. Thompson, A. Widera, I. Bloch, L. Pollet, M. Troyer, B. Capogrosso-Sansone, N.V. Prokofev, and B.V. Svistunov, *Expansion of a Quantum Gas Released from an Optical Lattice*, Phys. Rev. Lett. **101**, 155303 (2008).
- [44] I. Bloch, J. Dalibard, S. Nascimbene, *Quantum simulations with ultracold quantum gases*, Nature Physics **4**, 267-276 (2012).
- [45] A. Ottl, S. Ritter, M. Kohl and T. Esslinger, *Correlations and Counting Statistics of an Atom Laser*, Phys. Rev. Lett. **95**, 090404 (2005).
- [46] R. Lopes, A. Imanaliev, M. Bonneau, J. Ruauadel, M. Cheneau, D. Boiron, and C. I. Westbrook, *Second-order coherence of superradiance from a Bose-Einstein condensate*, Phys. Rev. A **90**, 013615 (2014).
- [47] R. Hanbury-Brown and R. Q. Twiss, *Correlations between photons in two coherent beams of light*, Nature **177**, 27-29 (1956).
- [48] T. Schweigler, V. Kasper, S. Erne, I. Mazets, B. Rauer, F. Cataldini, T. Langen, T. Gasenzer, J. Berges and J. Schmiedmayer, *Experimental characterization of a quantum many-body system via higher-order correlations*, Nature **545**, 323-326 (2017).
- [49] M. Schellekens, R. Hoppeler, A. Perrin, J. Viana Gomes, D. Boiron, A. Aspect, C. I. Westbrook, *Hanbury-Brown*

Twiss Effect for Ultracold Quantum Gases, Science **310**, 648-651 (2005).

[50] J.W. Goodman, *Statistical Optics*, Wiley classics library, 1985.