

Semantic Drift in Multilingual Representations

Lisa Beinborn

Universiteit van Amsterdam, E-mail:
l.beinborn@uva.nl

Rochelle Choenni

Universiteit van Amsterdam, E-mail:
rochelle.choenni@student.uva.nl

Multilingual representations have mostly been evaluated based on their performance on specific tasks. In this article, we look beyond engineering goals and analyze the relations between languages in computational representations. We introduce a methodology for comparing languages based on their organization of semantic concepts. We propose to conduct an adapted version of representational similarity analysis of a selected set of concepts in computational multilingual representations. Using this analysis method, we can reconstruct a phylogenetic tree that closely resembles those assumed by linguistic experts. These results indicate that multilingual distributional representations which are only trained on monolingual text and bilingual dictionaries preserve relations between languages without the need for any etymological information. In addition, we propose a measure to identify semantic drift between language families. We perform experiments on word-based and sentence-based multilingual models and provide both quantitative results and qualitative examples. Analyses of semantic drift in multilingual representations can serve two purposes: they can indicate unwanted characteristics of the computational models and they provide a quantitative means to study linguistic phenomena across languages. The code is available at <https://github.com/beinborn/SemanticDrift>.

1. Introduction

Aligning the meaning of multiple languages in a joint representation to overcome language barriers has challenged humankind for centuries. Multilingual analyses range from the first known parallel texts on Rosetta stone over centuries of lexicographic work on dictionaries to online collaborative resources like WIKTIONARY (Meyer and Gurevych 2012) and BABELNET (Navigli and Ponzetto 2010). These resources vary in their semantic representations, but they rely mostly on symbolic approaches such as glosses, relations, and examples. In the last decade, it has become a common standard in natural language processing to take a distributional perspective and represent words, phrases, and sentences as vectors in high-dimensional semantic space. These vectors are learned based on co-occurrence patterns in corpora with the objective that similar words should be represented by neighboring vectors. For example, we expect *table* and *desk* to appear close to each other in the vector space.

Recently, approaches to unifying these monolingual semantic representations into a joint multilingual semantic space have become very successful (Klementiev, Titov, and Bhattarai 2012; Vulić and Korhonen 2016; Conneau et al. 2017). The goal is to assign similar vectors to words that are translations of each other without affecting the monolingual semantic relations between words. For example, *table* should appear close to its Italian translation *tavola* without losing the proximity to *desk* which should in turn be close to the Italian *scrivitoio*.

Cognitively inspired analyses have shown that the semantic organization of concepts varies between languages and that this variation correlates with cultural and geographic distances between language families (Thompson, Roberts, and Lupyan 2018; Eger, Hoenen, and Mehler 2016). We define this phenomenon as multilingual semantic drift and analyze to which extent it is captured in multilingual distributional representations. To this end, we propose a methodology for quantifying it which is based on the neuroscientific method of representational similarity analysis. Our approach uses a selected set of concepts and estimates how monolingual semantic similarity between concepts correlates across languages. We find that the results from our data-driven semantic method can be used to reconstruct language trees that are comparable to those informed by etymological research. We perform experiments on word-based and sentence-based multilingual models and provide both quantitative results and qualitative examples.

The article first introduces the most common architectures for multilingual distributional representations of words and sentences and then discusses approaches for quantifying the semantic structure that emerges in these models. These computational methods can be used to determine phylogenetic relations between languages. We elaborate on the data, the models, and the details of our analysis methods in an extensive methodology section. In a pilot experiment, we first evaluate the translation quality of the models for our datasets. The remaining sections discuss the results for the representational similarity analysis, the language clustering and the identification of semantic drift.

2. Multilingual Distributional Representations

The large success of monolingual distributional representations of words gave rise to the development of representations for longer sequences such as phrases and sentences. Researchers soon moved from monolingual to multilingual space and developed methods to obtain comparable representations for multiple languages. In this section, we introduce the related work for creating multilingual representations for words and sentences, and discuss approaches for capturing semantic structure and phylogenetic relations.

2.1 Multilingual Representations for Words

Approaches for constructing multilingual representations for words can be distinguished into two main classes: mapping models and joint models (Ruder, Vulić, and Søgaard 2017).¹ The multilingual modeling techniques are very similar to those applied on learning shared representations for multiple modalities, e.g., vision and language (Beinborn, Botschen, and Gurevych 2018; Baltrušaitis, Ahuja, and Morency 2019).

Mapping models. Mapping approaches are based on pre-trained monolingual representations of two languages (the source and the target language) and aim to project the representations from the semantic space of the source language to the target space. This approach is based on the idea that the intralingual semantic relations are similar

¹ Ruder, Vulić, and Søgaard (2017) describe a third class of models which they call "Pseudo-multilingual corpora-based approaches". They then show that these models are mathematically similar to the mapping models.

across languages (Mikolov, Le, and Sutskever 2013) and can be exploited to learn a linear projection from one language to the other. The linear projection is learned based on a bilingual seed dictionary that provides a link between the semantic spaces (Vulić and Korhonen 2016; Gouws and Søgaard 2015) or by aligning information from parallel corpora. In general, mapping models are directional and map representations from one language to the other. Faruqui and Dyer (2014) propose to instead map both representations into a joint space by applying canonical correlation analysis. During training, they enforce maximum correlation of representations for words that are known to be translations of each other.

Joint models. For joint approaches, both representations are learned simultaneously by using parallel corpora for training. These models jointly optimize the objectives for monolingual and cross-lingual similarity. The monolingual objective is based on co-occurrence patterns observed in context and is similar to those that are commonly applied for training monolingual representations, e.g., the skip-gram objective in WORD2VEC (Mikolov et al. 2013) or variants of it (Luong, Pham, and Manning 2015). The cross-lingual objective can be derived from word alignments (Klementiev, Titov, and Bhattacharai 2012), sentence alignments (Gouws, Bengio, and Corrado 2015), or document alignments (Søgaard 2016; Fung and Yee 1998).

Most of the models described above are inherently bilingual rather than multilingual. Duong et al. (2017) and Levy, Søgaard, and Goldberg (2017) show that learning representations for multiple languages simultaneously is beneficial because it facilitates transfer learning between closely related languages. We refer the interested reader to the detailed survey by Ruder, Vulić, and Søgaard (2017) for further explanations on the mathematical foundations of cross-lingual representations.

The quality of a multilingual model is dependent on the quality of the cross-lingual signal. Several approaches aimed at enriching the signal by incorporating additional resources, such as visual cues (Bergsma and Van Durme 2011; Vulić et al. 2016) or syntactic information (Duong et al. 2015). Unfortunately, aligned multilingual corpora are usually scarce in low-resource languages. For covering a wider range of languages, self-supervised approaches which do not rely on predefined alignments have been developed.

Self-supervised models. Smith et al. (2017) and Hauer, Nicolai, and Kondrak (2017) derive the cross-lingual information by simply exploiting identical character strings from loanwords or cognates. As this only works for languages with the same alphabet, Artetxe, Labaka, and Agirre (2017) go one step further and instantiate their model only with aligned digits. Conneau et al. (2017) and Zhang et al. (2017) do not use any parallel data and apply adversarial training to optimize the mapping between languages. Their generator tries to map the source words into the target space, while the discriminator attempts to distinguish between the target representations and the mapped source representations. As both the discriminator and the generator get better at their task, the mapped representations resemble more the target representations. More recently, their approach has been transformed into a generative model using variational autoencoders (Dou, Zhou, and Huang 2018).

In this work, we use the MUSE model which has become popular due to its performance in self-supervised settings (Conneau et al. 2017). The model is based on monolingual representations (FASTTEXT) which are trained on WIKIPEDIA and the COMMONCRAWL corpus and obtain good results for a wide range of languages (Bo-

janowski et al. 2017). For more information on the characteristics of the training corpora, see Grave et al. (2018). In order to ensure high quality for our experiments, we rely on multilingual representations obtained in a supervised fashion using a ground-truth bilingual dictionary.² The entries of the dictionary serve as anchor points to learn a mapping from the source to the target space which is optimized by Procrustes alignment (Schönmeyer 1966).

2.2 Multilingual Representations for Sentences

The need for developing multilingual representations for sentences is most prevalent in the field of machine translation. Already in the 1950s, the idea of an interlingua that could serve as a bridge between multiple languages emerged (Gode and Blair 1951). The idea was further pursued by searching for a formalism that should represent the semantic content of a sentence independent of the language in which it is realized (Richens 1958). Similar ideas have driven the development of logic formalisms such as Montague grammars (Montague 1970). With the incredible success of powerful neural networks, it has currently become widely accepted that the most suitable form for such inter-lingual or multilingual representations are high-dimensional vectors.

While discussing the wide range of machine translation literature is beyond the scope of this article, we briefly describe two main state-of-the-art models: encoder-decoder architectures and the transformer architecture.

Encoder-Decoder. Machine translation is commonly interpreted as a sequence-to-sequence learning problem. Sutskever, Vinyals, and Le (2014) paved the way for fast developments on so-called encoder-decoder architectures. The encoder reads the input and learns to transform it into an intermediate representation that is then fed to the decoder to generate the translation of the sentence in a target language. Both the encoder and the decoder can be realized as different types of recurrent neural networks and can be combined with different techniques of attention (Bahdanau, Cho, and Bengio 2014). Recently, bi-directional long short-term memory networks (BiLSTMs) have proven to be a good choice for modelling language (Peters et al. 2018). Schwenk (2018) show that using a joint BiLSTM encoder for all input languages combined with max-pooling over the last layer yields more robust sentence representations. After training, the decoder that is responsible for the translation generation is discarded and the output of the trained encoder is used as universal sentence representation. These sentence representations can be interpreted as "sort of a continuous space interlingua" (Schwenk and Douze 2017, p.158). We use a pre-trained version of this model which is called LASER (Artetxe and Schwenk 2018).

Transformer. More recently, Vaswani et al. (2017) introduced the transformer model as a more sophisticated architecture for sequence to sequence transduction. Its underlying architecture follows the encoder-decoder paradigm, but no recurrent connections between tokens are used which reduces the training time for the model. In order to capture relations between tokens, a complex attention mechanism called multi-headed self-attention is applied and combined with positional encoding for signaling the order of tokens. Due to its success, variants of the transformer model for machine translation are currently being developed in a very fast pace. In the past, language modelling

² See <https://github.com/facebookresearch/muse/> for details.

has commonly been interpreted as a left-to-right task, similar to incremental human language processing (Rosenfeld 2000). As a consequence, the self-attention layer could only attend to previous tokens. Devlin et al. (2019) argue that this approach unnecessarily limits the expressivity of the sentence representation. They propose to change the training objective from predicting the next word to predicting a randomly masked token in the sentence by considering both the left and right context. This task is also known as the *cloze* task (Taylor 1953). Devlin et al. (2019) use this training objective to train a multi-layer bidirectional transformer (called BERT) and find that it strongly outperforms the previous state of the art on the GLUE evaluation corpus (Wang et al. 2018). By now, they have also released a multilingual version of BERT for 104 languages.³

BERT and LASER obtain comparable results on the cross-lingual entailment dataset (Conneau et al. 2018). For this article, we decided to use LASER because the model already outputs sentence representations that have a uniform dimensionality independent of the length of the sentence. This makes it possible to avoid additional experimental parameters for scaling the dimensionality of the sentence representations. The model has been trained by combining multiple multilingual corpora from the OPUS website (Tiedemann 2012) accumulating to a total of 223 million parallel sentences.⁴ Note that the sentence-based model is optimized for translation whereas the word-based model aims at optimizing both monolingual semantic similarity and cross-lingual translation constraints. These different training objectives might have an influence on the model’s ability to capture semantic differences between languages.

2.3 Semantic Structure in Multilingual Representations

Multilingual representations are commonly evaluated based on their performance on downstream tasks such as bilingual lexicon induction (Vulić and Korhonen 2016) and machine translation (Zou et al. 2013). More indirectly, multilingual representations are used for cross-lingual transfer in tasks such as information retrieval, or document classification (Klementiev, Titov, and Bhattarai 2012). From a semantic perspective, multilingual representations are evaluated by comparing distances in the vector space with cross-lingual semantic similarity judgments by humans (Cer et al. 2017). Sentence representations are often tested by their ability to distinguish entailment relations between sentences (Conneau et al. 2018). Most of these evaluations are simply multilingual extensions of monolingual evaluation tasks. These tasks ignore an important aspect of multilingual representations, namely the relations between languages.

Phylogenetic relations. Languages are fluid cultural constructs for communication which undergo continuous finegrained structural transformation due to emergent changes in their usage. A large body of work in historical linguistic aims to quantify how languages evolve over time and how different languages are related to each other. For example, Italian and Spanish both evolved from Latin and are thus more similar to each other than to Eastern European languages like Polish. One way of visualizing the typological relations between languages are phylogenetic trees. As a complement to historical research, computational analysis methods aim to automatically reconstruct phylogenetic relations between languages based on measurable linguistic patterns. We shortly introduce three main approaches for measuring language similarity:

³ <https://github.com/google-research/bert/>

⁴ See <https://github.com/facebookresearch/laser/> for details.

1. *Lexical overlap*: Earlier work on reconstructing phylogenetic relations mostly relies on determining lexical overlap between languages based on manually assembled lists of cognates (Nouri and Yangarber 2016) which is a cumbersome and subjective procedure (Geisler and List 2010). Several methods for automatically extracting cognates exist (e.g., Serva and Petroni (2008)), but these approaches rely on the surface structure of a word. Beinborn, Zesch, and Gurevych (2013) use character-based machine translation to identify cognates based on regular production processes, but their method still cannot capture the cognateness between the English *father* and the Italian *padre*, for example. For the methodology that we propose here, we abstract from the surface appearance of the word and focus on its semantic properties. As a consequence, we do not need to transliterate words from languages with different alphabets.
2. *Structural similarity*: The similarity between languages is often measured by the similarity of their structural properties (Cysouw 2013). The World Atlas of Language Structures (WALS) lists a large inventory of structural properties of languages including phonological, grammatical, and lexical features.⁵ Rabinovich, Ordan, and Wintner (2017) analyze translation choices and find that the syntactic structure of the source language is reflected in English translations. Recently, Bjerva et al. (2019) build on their work and analyzed the structural similarity between languages using phrase structure trees and dependency relations. Both approaches are able to reconstruct a phylogenetic tree solely based on syntactic features of the translation. We apply the same evaluation method for estimating the quality of the generated tree in section 6.3, but we estimate the similarity of languages based on their semantic organization.
3. *Semantic organization*: Recent works indicate that semantic similarity between languages can also serve as a proxy for determining language families. Eger, Hoenen, and Mehler (2016) find that semantic similarity between languages correlates with the geographic distance between countries in which the languages are spoken. In a similar vein, Thompson, Roberts, and Lupyan (2018) find that semantic similarity between languages is proportional to their cultural distance. In these works, semantic structure is approximated by graph-based networks which indicate the associative strength between words. The challenge lies in aligning these structures across languages and accounting for complex semantic phenomena such as polysemy and context sensitivity (Youn et al. 2016).

Distributional representations ground computational models of language on the context patterns observed in corpora and enable us to quantify the semantic organization of concepts based on their distance in high-dimensional semantic space. These quantitative accounts of semantic structure facilitate the analysis of semantic phenomena such as monolingual semantic drift over time and multilingual semantic drift over language families.

⁵ <https://wals.info/>

Semantic drift. Semantic drift is mostly known from diachronic studies where it indicates the change of meaning over time (Li et al. 2019; Frermann and Lapata 2016; Hamilton, Leskovec, and Jurafsky 2016b).⁶ Popular examples are the meaning drift of *gay* from *cheerful* to *homosexual* over the years or the transformation of cognates into false friends as in *gift* which today means *poison* in German (but originally referred to *something given*). Recently, a wide range of distributional approaches have been developed for measuring diachronic semantic change (see surveys by Tahmasebi, Borin, and Jatowt (2018) and Kutuzov et al. (2018) for an overview).

Multilingual semantic drift. Semantic drift can also be observed across languages because even an exact translation of a word or a phrase does not share all semantic associations. For example, *pupil* could be translated to Spanish as *pupila*, but the Spanish phrase would only be associated with the eye and not with school children. These differences in the semantic scope of a word can lead to important differences in translation. Conneau et al. (2018) observe that the English term *upright* had been translated to Chinese as *sitting upright*. As a consequence, the original sentence entailed *standing* in their multilingual entailment corpus, but the translation violated this entailment relation. In this work, we analyze to which extent multilingual models preserve these semantic drifts. Faruqui and Dyer (2014) claim that multilingual projection can contribute to word sense disambiguation. For example, the polysemous English word *table* is translated to *tafel* in Dutch if it refers to a kitchen table, and to *tabel* if it refers to a calculation matrix. They provide a qualitative example for the word *beautiful* to show that synonyms (*pretty*, *charming*) and antonyms (*ugly*, *awful*) are better separated in multilingual spaces. Dinu, Lazaridou, and Baroni (2014) analyze zero-shot learning in multilingual and multimodal models and conversely find that fine-grained semantic properties tend to be washed out in joint semantic space. They describe the "hubness problem" as the phenomenon that a few words (the hubs) occur among the nearest neighbors for a large number of other words and show that this problem is more severe in mapped representational spaces.⁷

Comparing semantic structure. The approaches for comparing semantic structure over time and over languages are similar. Concepts are represented as vectors in high-dimensional semantic space and can be compared diachronically by calculating different vectors for each time epoch using historical corpora (Hamilton, Leskovec, and Jurafsky 2016b; Rosenfeld and Erk 2018) or multilingually by calculating different vectors for each language (Asgari and Mofrad 2016). As the global position of a vector is often not comparable across corpora, the semantic drift is approximated by determining changes in the relative position of a concept within its local neighborhood (Hamilton, Leskovec, and Jurafsky 2016a). The resulting semantic networks can be compared by representing them as graph structures (Eger, Hoenen, and Mehler 2016; Youn et al. 2016) or second-order similarity matrices (Hamilton, Leskovec, and Jurafsky 2016a; Thompson, Roberts, and Lupyan 2018). The distance between these computational structures can then be used as an indicator for the amount of drift. An additional challenge for multilingual comparisons lies in determining the alignment of concepts across

⁶ The distinction between the terms *semantic shift*, *semantic change*, and *semantic drift* is blurry in the literature. We are using *semantic drift* here similar to Li et al. (2019) because *shift* and *change* tend to be used for characterizing more conscious processes.

⁷ Lazaridou, Dinu, and Baroni (2015) find that applying max-margin estimation instead of ridge regression for the mapping reduces the problem.

languages. Our computational approach is most similar to the method by [Thompson, Roberts, and Lupyan \(2018\)](#). They use a much larger set of stimuli (more than 1000) for which gold translations are available and analyze their representations in monolingual embedding models. In our work, we focus on multilingual representations and analyze the crosslingual similarity that emerges from the model instead of relying on translation resources. The details of our methodology are described in the following section.

3. Methodology

In this section, we detail the methodology applied for our experiments. We provide information on the data, the multilingual models, and the methods used for comparing representational spaces.

3.1 Data

We perform our word-based experiments with a set of stimuli which have been selected to be universal representatives of the most important semantic concepts. For the sentence-based experiments, we extract sentences from a parallel corpus. More information on the data and the languages can be found in the Appendix. As we are using very common and frequent data, it is likely that the stimuli have also occurred in the training data of the models. However, we are interested in examining the resulting representational relations between stimuli and the effect of the multilingual training regime of the models.

3.1.1 SWADESH Words. The American linguist Morris Swadesh composed several lists of so-called language universals: semantic concepts that are represented in all languages ([Swadesh 1955](#)). His lists have been revised multiple times and have also been subject to strong criticism ([Starostin 2013](#); [Geisler and List 2010](#)). Nevertheless, they are still a popular tool in comparative linguistics and have been collected for a large range of languages and dialects. We are using the extended list of 205 different English words that is available on Wiktionary ([Wiktionary contributors 2019](#)), see Appendix C.

3.1.2 PEREIRA Words. [Pereira et al. \(2018\)](#) selected semantic concepts by performing spectral clustering on word representations obtained from GLOVE ([Pennington, Socher, and Manning 2014](#)). They selected concepts by maximizing the variation on each dimension of the semantic space. After pre-processing, they manually selected 180 words (128 nouns, 22 verbs, 23 adjectives, 6 adverbs, 1 function word) claiming that their selection best covers the semantic space (see Appendix D). The concepts were originally selected to serve as stimuli in brain imaging experiments on semantic language processing in humans. The PEREIRA list overlaps with the SWADESH list for 20 words. We ignore the word *argumentatively* because it is not in the vocabulary of the MUSE model.

3.1.3 EUROPARL Sentences. [Koehn \(2005\)](#) extracted the EUROPARL corpus from the proceedings of the European Parliament. It includes sentence-aligned versions in 21 European languages. As the corpus contains formal political language, short sentences are often captions or names of documents and long sentences tend to be overly complex. We thus decided to restrict our analysis to sentences of medium length ranging from 6 to 20 words. In order to better control for sentence length, we extract three sets of 200 random sentences each conforming to three length constraints. The set of *short* sentences consist of 6–10 words, *mid* sentences of 11–15 words and *long* sentences of 16–20 words.

We restrict the 21 languages to the 17 used in [Rabinovich, Ordan, and Wintner \(2017\)](#). Whereas they use only English sentences (which are translations) and examine the syntactic structure of the sentence with respect to the language of the source sentence, we use translations into multiple languages and keep the set of sentences constant.

3.2 Multilingual Models

We use two different freely-available pre-trained multilingual representations for our experiments, which have been reported to achieve state-of-the-art performances. For our experiments with words, we use MUSE representations ([Conneau et al. 2017](#)) and for our sentence-based experiments, we use LASER representations ([Artetxe and Schwenk 2018](#)). Their architectures are described in section 2.

3.2.1 Word-based Model. The MUSE representations are available for 29 languages, aligned in a single vector space. For our experiments, we ignore Vietnamese because spot checks indicated quality issues. For all other languages (see Appendix A for a complete list), we load a vocabulary of 200,000 words. The model encodes every word as a 300-dimensional vector.

3.2.2 Sentence-based Model. The LASER model generates a sentence representation as a list of tokens. Each token is assigned a vector representation that reflects the contexts in which it occurs. We are using the pre-trained multilingual model which is available for 93 languages. The model encodes every sentence as a 1,024-dimensional vector independent of the length of the sentence which facilitates the comparison across sentences.

3.3 Comparing Representational Spaces

Comparing the relations in representational spaces is an interdisciplinary problem that is rooted in linear algebra and has applications in a large range of research areas. In natural language processing, most work on comparing monolingual representational spaces targets the goal of building better multilingual representations. Canonical correlation analysis ([Ammar et al. 2016](#); [Faruqui and Dyer 2014](#)), Kullback-Leibler divergence ([Dou, Zhou, and Huang 2018](#)) and Procrustes alignment ([Conneau et al. 2017](#)) are only a few methods to maximize the similarity between two representational spaces. Recently, similar methods are being used to compare the hidden representations in different neural models ([Raghu et al. 2017](#)). In this article, we apply a method that has been introduced to compare representations obtained from computational models with neuroimaging data of human brain activations ([Kriegeskorte, Mur, and Bandettini 2008](#)). For this method, the representational relations are first evaluated for each modality individually in a representational similarity matrix using common similarity measures such as Euclidean, Cosine or Mahalanobis. In a second step, the two matrices are compared with each other using Spearman correlation to analyze whether the identified relations are similar for the two representational modalities. Representational similarity analysis can also be used to compare different modalities of a computational model ([Abnar et al. 2019](#)). In our case, a modality refers to a language. In the following, we formally describe the method and introduce the terminology used for the remainder of the article. For simplicity, we focus on words as the unit of analysis, but the same methodology is used for analyzing sentences.

Similarity vector for a word. For every English word in our word list of size N , we obtain the vector \mathbf{w}_i from our model. We then define the similarity vector $\hat{\mathbf{w}}_i$ for a word vector \mathbf{w}_i such that every element \hat{w}_{ij} of the vector is determined by the cosine similarity between \mathbf{w}_i and the vector \mathbf{w}_j for the j -th word in our word list:

$$\hat{\mathbf{w}}_i = (\hat{w}_{i1}, \hat{w}_{i2}, \dots, \hat{w}_{iN}); \quad \hat{w}_{ij} := \cos(\theta_{\mathbf{w}_i, \mathbf{w}_j}) \quad (1)$$

For example, if our list consists of the words *(dog, cat, house)*, the similarity vector for *cat* would be: $\hat{\mathbf{w}}_{\text{cat}} = (\cos(\theta_{\mathbf{w}_{\text{cat}}, \mathbf{w}_{\text{dog}}}), \cos(\theta_{\mathbf{w}_{\text{cat}}, \mathbf{w}_{\text{cat}}}), \cos(\theta_{\mathbf{w}_{\text{cat}}, \mathbf{w}_{\text{house}}}))$

The symmetric matrix consisting of all similarity vectors is commonly referred to as the representational similarity matrix.⁸ In this example, it would be a matrix with three rows and three columns.

Note, that the similarity vector is comparable to the similarity vector by [Hamilton, Leskovec, and Jurafsky \(2016a\)](#) which is used to measure semantic drift over time. In our case, the group of "neighbors" to analyze is set to the words in our list to ensure cross-lingual comparability. The underlying concept is also comparable to semantic network analyses ([Li et al. 2019](#); [Espa~na-Bonet and van Genabith 2018](#)).

Translation of a word. In order to extract the representational similarity matrix for other languages, we first need to obtain translations for all words w_i in our lists. We do not rely on external translation resources and directly use the information in the multilingual representations instead. We determine the translation \mathbf{v}_i of an English vector \mathbf{w}_i into another language V as its nearest neighbor \mathbf{v}' in the semantic space of the target language:

$$\mathbf{v}_i := \underset{\mathbf{v}' \in V}{\operatorname{argmax}} [\cos(\theta_{\mathbf{w}_i, \mathbf{v}'})] \quad (2)$$

The Spanish translation of \mathbf{w}_{dog} would thus be the vector $\mathbf{v}_{\text{perro}}$ assuming that the Spanish word *perro* is the nearest neighbour of \mathbf{w}_{dog} in our model for the Spanish vocabulary. Based on the extracted translations, we can calculate the representational similarity matrices for each language. We then build a second-order matrix to compare the similarity across languages.

Similarity of two languages. We can determine the similarity between \mathbf{w}_i and its translation \mathbf{v}_i as the Spearman correlation ρ of their similarity vectors.

$$\text{sim}(\mathbf{w}_i, \mathbf{v}_i) := \rho(\hat{\mathbf{w}}_i, \hat{\mathbf{v}}_i) \quad (3)$$

This is comparable to the local neighborhood measure by [Hamilton, Leskovec, and Jurafsky \(2016a\)](#), but they use cosine distance instead.⁹ This measure can be generalized to express the similarity between the two languages W and V by taking the mean over

⁸ [Kriegeskorte, Mur, and Bandettini \(2008\)](#) used the term representational dissimilarity matrix (RDM) in the original paper because they measured the distance between representations (the inverse of similarity).

⁹ We use Spearman correlation because it is recommended for representational similarity analysis [Kriegeskorte, Mur, and Bandettini \(2008\)](#) and is also used in [Hamilton, Leskovec, and Jurafsky \(2016b\)](#).

all N words in our list.

$$\text{sim}(W, V) = \frac{\sum_{i=1}^N \rho(\hat{\mathbf{w}}_i, \hat{\mathbf{v}}_i)}{N} \quad (4)$$

This definition can easily be extended to any pair of languages. In this case, both similarity vectors are calculated over the corresponding translations in each language. The second-order similarity matrix contains the similarity values for all possible pairs of languages. Our two-step approach has the advantage that it would even work with monolingual representations, if the translations had been obtained from another resource. However, we are particularly interested in the semantic movements caused by multilingual projection.

Phylogenetic reconstruction. Based on the second-order similarity matrix calculated over all languages, we can identify relations between languages. Similarly to Rabinovich, Ordan, and Wintner (2017), we perform language clustering using the variance minimization algorithm (Ward Jr 1963) with Euclidean distance to attempt phylogenetic reconstruction. Whereas Rabinovich, Ordan, and Wintner (2017) use a large set of features as input, we only use the similarity value described above. This value captures to which extent semantic relations between words follow similar patterns in the two languages. Phylogenetic reconstruction approaches and in particular the evaluation of generated trees are heatedly debated topics and there does not yet exist a standardized procedure (Ringe, Warnow, and Taylor 2002). Quantitative evaluations thus need to be interpreted very carefully. Rabinovich, Ordan, and Wintner (2017) propose to evaluate the generated tree with respect to a so-called "gold tree" (see Figure 5a) which was developed by Serva and Petroni (2008). Rabinovich, Ordan, and Wintner (2017) concede that this gold tree has also been questioned and that linguistic researchers have not yet converged on a commonly accepted tree of the Indo-European languages. However, the debatable cases involve more fine-grained distinctions than the ones under analysis here. In case of doubt, we consulted GLOTTOLOG as additional reference (Hammarström et al. 2018). For our quantitative comparison in section 6.3, we follow the proposed evaluation method and calculate the distance of a generated tree t to the gold tree g by summing over all possible pairs (W, V) of the M leaves (in our case, leaves are languages). For each pair, the difference between the distance D of W and V in the gold tree and the generated tree is squared. D is calculated as the number of edges between W and V .

$$\text{Dist}(t, g) = \sum_{W, V \in [1, M]; W \neq V} (D_t(W, V) - D_g(W, V))^2 \quad (5)$$

As the distance score is dependent on the number of leaves of a tree, we compare the result to reasonable baselines (see Section 6.3). Our code is available at <https://github.com/beinborn/SemanticDrift> to make our modelling decisions more transparent and all experiments reproducible.

Multilingual semantic drift. For detecting diachronic semantic drift, the comparison of similarity vectors of the same word obtained from corpora spanning different decades can easily be interpreted as a time series (Hamilton, Leskovec, and Jurafsky 2016b) or as a function over time (Rosenfeld and Erk 2018). For multilingual analyses, an ordering of the languages is not possible because they are all constantly evolving. We thus propose

to analyze semantic drift between language families. We postulate that for words which undergo significant semantic drift across languages, the semantic relations are highly correlated within the language family and less correlated outside the family. We assume that the languages are grouped into mutually exclusive sets C_j that are chosen based on a research hypothesis. We refer to these sets as clusters \mathbb{C} .¹⁰ We iterate through all possible pairs of languages (W, V) ; $W \in C_j, V \in C_k, W \neq V$ and calculate the Spearman correlation ρ for the respective similarity vectors \hat{w}_i and \hat{v}_i . We define the list of intra-cluster similarities ICS for the i -th word to be the Spearman correlation ρ of the two similarity vectors \hat{w}_i and \hat{v}_i for all pairs that are members of the same cluster ($C_j = C_k$). Accordingly, we determine the cross-cluster similarities CCS for all possible pairs that are in different clusters ($C_j \neq C_k$).

$$\begin{aligned} \text{ICS}_i &:= \{\rho(\hat{\mathbf{w}}_i, \hat{\mathbf{v}}_i) \mid C_j = C_k\} \\ \text{CCS}_i &:= \{\rho(\hat{\mathbf{w}}_i, \hat{\mathbf{v}}_i) \mid C_j \neq C_k\} \end{aligned} \quad (6)$$

To calculate the semantic drift for the i -th word over the set of clusters \mathbb{C} , we subtract the mean of all cross-cluster similarities from the mean of all intra-cluster similarities. Note, that the value for semantic drift can also be negative if the clusters are not well chosen and the similarity outside clusters is higher than inside clusters.

$$\text{Semantic drift}(i, \mathbb{C}) = \frac{\sum \text{ICS}_i}{|\text{ICS}_i|} - \frac{\sum \text{CCS}_i}{|\text{CCS}_i|} \quad (7)$$

Consider the following simple example with two clusters ($\mathbb{C} = (es, pt), (de, nl)$) and the word *dog*. The semantic drift is calculated as the mean Spearman correlation of the similarity vectors for the language pairs (es, pt) and (de, nl) minus the mean Spearman correlation for all other possible pairs.

$$\begin{aligned} \text{drift}(\text{dog}, \mathbb{C}) &= \text{mean}(\rho(es_{\text{dog}}, pt_{\text{dog}}), \rho(de_{\text{dog}}, nl_{\text{dog}})) \\ &\quad - \text{mean}(\rho(es_{\text{dog}}, de_{\text{dog}}), \rho(es_{\text{dog}}, nl_{\text{dog}}), \rho(pt_{\text{dog}}, de_{\text{dog}}), \rho(pt_{\text{dog}}, nl_{\text{dog}})) \end{aligned}$$

We apply our methodology for a series of experiments. We first estimate the quality of the multilingual models for our datasets and then present results for representational similarity analysis and language clustering.

4. Quality of Multilingual Representations

The quality of monolingual word representations is commonly estimated by evaluating to which extent words that are semantically similar (such as *lake* and *pond*) can be found in close proximity of each other in the semantic space. For multilingual models, the goal is to minimize the representational distance between words which are translations of each other. We check the model quality for a stimulus by determining the nearest

¹⁰ Note, that we leave it unspecified here how the clusters are determined. They can be formed either based on theory-driven knowledge of language families or by empirical observation of language relatedness (for example, according to the results of the phylogenetic reconstruction).

| | es | it | de | pt | fr | nl | id | ca | pl | no | ro | ru | da | cs | fi |
|----------|-----|----|-----|----|-----|-----|----|----|----|-----|-----|-----|-----|-----|------------|
| Pereira | 97 | 94 | 93 | 93 | 92 | 91 | 88 | 88 | 88 | 87 | 87 | 86 | 85 | 85 | 85 |
| Swadesh | 92 | 92 | 88 | 88 | 87 | 88 | 86 | 81 | 72 | 79 | 75 | 80 | 77 | 76 | 74 |
| Europarl | 100 | 99 | 100 | 99 | 100 | 99 | – | – | 99 | – | 100 | – | 100 | 100 | – |
| | hr | uk | sv | he | hu | bg | tr | el | mk | sl | et | sk | lt | lv | Avg |
| Pereira | 84 | 82 | 82 | 82 | 82 | 81 | 81 | 80 | 79 | 78 | 77 | 75 | – | – | 85 |
| Swadesh | 80 | 75 | 72 | 71 | 70 | 78 | 69 | 69 | 67 | 73 | 67 | 62 | – | – | 77 |
| Europarl | – | – | 99 | – | – | 100 | – | – | – | 100 | – | 100 | 100 | 100 | 100 |

Table 1: Translation quality of the multilingual models (in %) evaluated by using a dictionary look-up in two resources for the word-based model and by using similarity search for the sentence-based model.

neighbor of the stimulus for each target language (see Equation 2 and comparing it to a list of known translations).

The interpretation of the semantic space of sentence vectors is more complex, because we can generate infinitely many possible sentences due to the compositionality of language. As a consequence, it is hard to define which sentences should be present in the neighborhood of a sentence even in monolingual space. A sentence with synonyms? The same sentence in another tense? The negated form of the sentence? When we are moving to multilingual space, the monolingual constraint remains fuzzy, but the multilingual training objective is clear: sentences that are aligned as translations in parallel corpora should be close to each other.

The results for both word-based and sentence-based translation quality assessments are reported in Table 1 and discussed in more detail below (see Appendix A and B for a list of languages and their abbreviations).

4.1 Translation quality for word-based model

As the stimuli are presented without context, they might be translated with respect to any of their senses. In order to account for this wide range of translations, we use the multilingual resource BABELNET (Navigli and Ponzetto 2010). For each stimulus word, we collect the translations of all senses of all possible synsets and check whether any of these translations matches the nearest neighbor in the target language retrieved by the MUSE model. As the words in the model are not lemmatized, we additionally check for close matches using the *difflib*-module in Python.¹¹ We also count a match if the nearest neighbor of the word is the word itself used as a loanword in the target language. We noticed that the coverage of BABELNET is insufficient for the SWADESH stimuli because it does not contain simple words like *you* or *with*. To account for this, we additionally consult ground-truth dictionaries.¹²

¹¹ A better approach would be to use language-specific lemmatizers, but they are not available for all languages.

¹² Available at <https://github.com/facebookresearch/MUSE#ground-truth-bilingual-dictionaries>, last accessed: July 1, 2019

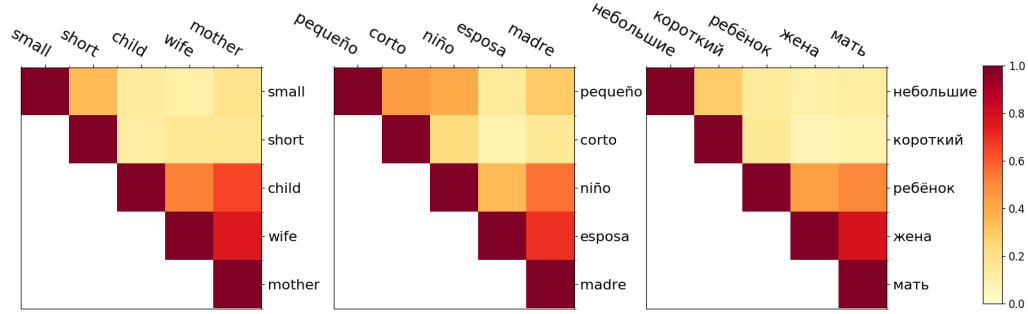


Figure 1: Cosine similarity between vector pairs for the English words *small*, *short*, *child*, *wife*, *mother* and for the nearest neighbors of the English words in the Spanish (middle) and Russian (right) representations.

Results. The translation quality for the MUSE model is not perfect, but higher than reported in [Artetxe and Schwenk \(2018\)](#) because we use a smaller set of stimuli. The quality is better for the PEREIRA stimuli than for the highly frequent SWADESH stimuli. As frequency correlates with polysemy, the translation options for these stimuli might be more fuzzy. We had a closer look at the incorrect entries for some languages and noted that the nearest neighbor usually points to semantically highly related words. For example, the nearest German neighbor of the stimulus *silly* is *lächerlich* which means ridiculous in English. We observe that the translation quality tends to decrease for languages that are less similar to English. This indicates that the model provides an interesting testbed for examining semantic drift movements across languages.

4.2 Translation quality for sentence-based model

For the sentence-based experiments, we count a perfect match if the nearest neighbor of a sentence in the target space matches the translation of the sentence in the corpus. [Schwenk and Douze \(2017\)](#) refer to this method as similarity search. We find that the quality is almost flawless independent of the sentence length. The results indicate that semantic drift phenomena are more likely to occur in the word-based model because the sentence-based model exhibits less variation across languages. It is optimized with respect to multilingual translation, whereas the word-based model balances monolingual semantic similarity and crosslingual translation constraints and optimizes them jointly.

5. Representational Similarity

In this section, we illustrate the steps of our analysis method. We first look at intralingual semantic relations and then perform a cross-lingual representational similarity analysis. We focus on the word-based model because example words can be visualized more intuitively than full sentences.

5.1 Intralingual Semantic Relations

We first extract the English vectors for all words in our list. We analyze the cosine similarity between the vectors and construct a representational similarity matrix as

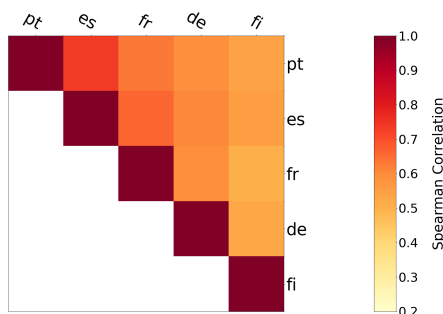


Figure 2: Representational similarity analysis for five selected languages (Portuguese, Spanish, French, German, Finnish).

described in Equation 1. We then extract the translations for each word in our lists as described in Equation 2 to construct representational similarity matrices for all languages.

Figure 1 illustrates example matrices for a subset of the five words *small*, *short*, *child*, *wife*, *mother* for English, Spanish, and Russian. It can be seen that the similarity patterns are comparable, but we also note some differences. For example, the extracted Spanish words *niño* and *pequeño* are more similar to each other than their translations *child* and *small*. We assume that this is due to the fact that both *small* and *little* are translated as *pequeño* in Spanish. This illustration indicates that semantic relations vary slightly across languages. Note that the nearest Russian neighbor *небольшие* is not the most intuitive translation for *small* because it is a plural form (cosine similarity: 0.67). This effect occurs because the vocabulary in the MUSE model is not lemmatized. We observe that the cosine similarity (0.67) is quite similar for alternatives like *небольшой* (0.65) and *маленькие* (0.61). This indicates that it might be reasonable to analyze the top n nearest neighbors and/or only work with lemmas to obtain purer results from a linguistic perspective.

5.2 Cross-lingual Representational Similarity Analysis

The intralingual similarity matrices described above serve as the basis for the cross-lingual representational similarity analysis. We measure the correlation of the semantic similarity for each pair of languages as described in Equation 4. The resulting matrix is illustrated in Figure 2 for five selected languages. It can be seen that languages like Spanish (es), Portuguese (pt) and French (fr) have highly similar semantic patterns. For German (de), the similarity is slightly lower and Finnish (fi) stands out as not being very similar to the other languages.

The second-order similarity matrix only indicates the average correlation between the similarity vectors of the words. For linguistic analyses, it is more interesting to look at the behavior of individual words and word pairs. In Figure 3, we plot the word pairs with the highest variance in similarity across languages. It is interesting to see that all six words are adjectives. Word representations are mostly analyzed on nouns (Finkelstein et al. 2002) and sometimes on verbs (Gerz et al. 2016). Faruqui and Dyer (2014) discuss that separating synonyms and antonyms in word representations can be tricky because they tend to occur in very similar contexts. We find that the nearest French neighbour of both *left* and *right* is *gauche* meaning left. The same phenomenon occurs for Catalan. For Slovenian, both words are translated to *desno* meaning right. For

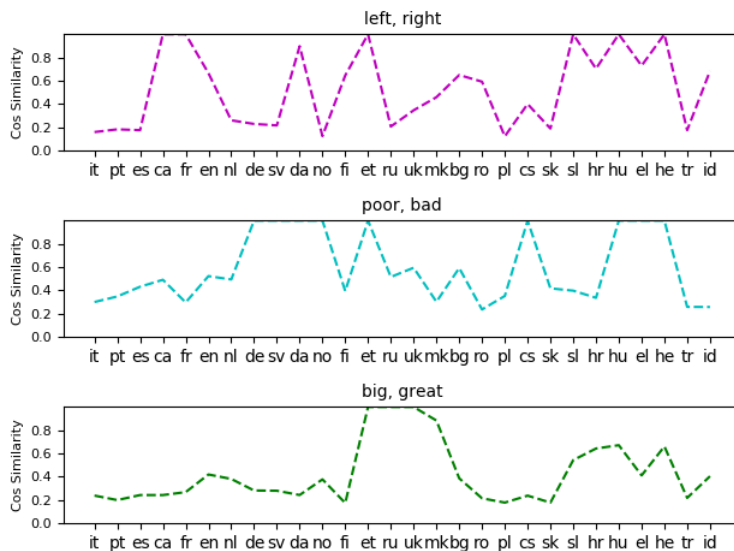


Figure 3: Word pairs with the highest variance in similarity across languages.

the pairs *big-great* and *poor-bad*, we observe that they are translated to the same word in some languages which is not surprising as they are likely to occur in similar contexts. However, the nearest neighbor of *big* is *big* in many languages because it is often used as a loanword. Unfortunately, the loan word exhibits different semantic properties because it is only used in specific contexts (e.g., products or other named entities), whereas a translation would be used in more common contexts. This explains the low similarity between *big* and *great* for many languages. Our findings indicate that the methodology we introduce for analyzing cross-lingual relations can also be used to identify flaws of the computational model.

In these three examples, it seems as if the cosine similarities are generally higher for Estonian, Hungarian, Greek, and Hebrew, whereas they are constantly low for Italian, Portuguese, and Spanish. In order to verify whether this observation points to a systematic pattern, we checked the mean and variance scores for the pairwise similarities, but the scores were comparable for all seven languages.

6. Language Clustering

We use the result of the representational analysis to run a hierarchical clustering algorithm over the languages. The clustering is only based on the semantic similarity scores for pairs of languages (see section 3 for details). We first discuss the word-based and the sentence-based results separately and then perform a quantitative evaluation.

6.1 Clustering by word-based representational similarity

Surprisingly, our computationally generated trees in Figure 4 resemble the trees that are commonly accepted by linguistic experts quite closely. We cross-check our observations against the renowned linguistic resource GLOTTOLOG (Hammarström et al. 2018) and

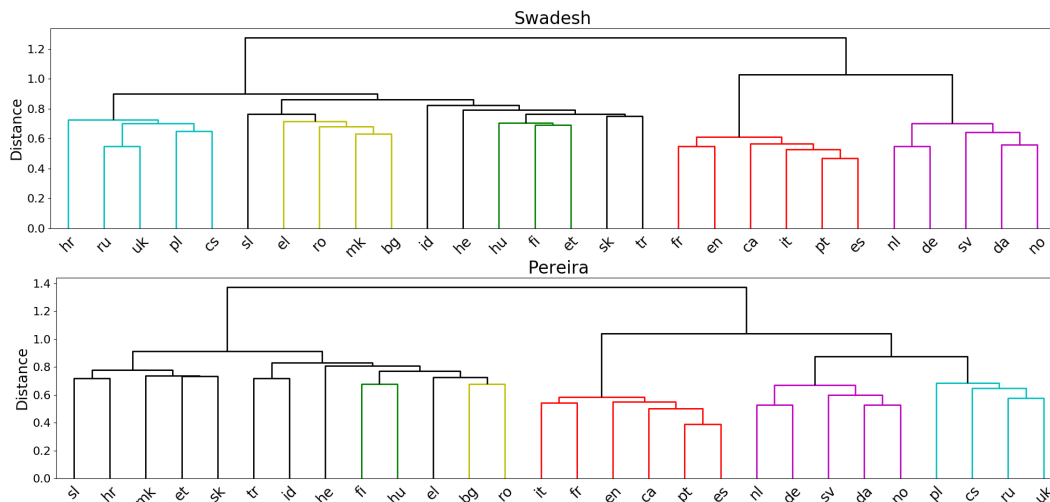


Figure 4: Hierarchical clustering of languages based on the results of the cross-lingual representational similarity analysis of the SWADESH and the PEREIRA words.

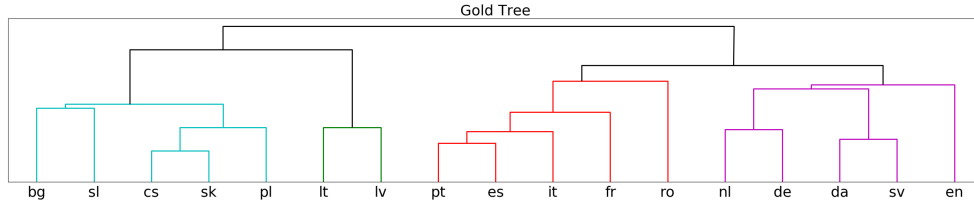
observe a clear distinction between Western and Eastern European languages in the generated tree. It is even possible to identify a distinction between Germanic and Latin languages (with the exception of English). Obviously, the extracted cluster tree is not perfect, though. For example, Indonesian (id), Hebrew (he), and Turkish (tr) do not fit well with the rest and Romanian (ro) would be expected a little closer to Italian.

The subtree containing the languages Russian (ru), Ukrainian (uk), Czech (cs), and Polish (pl) is grouped with other Slavic languages for the SWADESH tree and with the Germanic languages in the PEREIRA tree. This might be an artifact of our quite diverse set of languages spanning many language families including non-Indo-European ones like Finnish (fi), Hebrew (el) and Indonesian (id). Czech and German, for example, are quite related and share many cognates due to historical reasons, so that their closeness in the tree is explainable. The tree using the combined stimuli is more similar to the SWADESH version (see Appendix E, Figure 11).

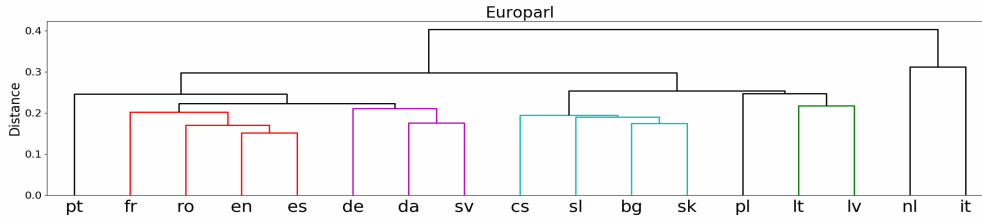
Furthermore, it is interesting to note that similarly to the tree by [Rabinovich, Ordan, and Wintner \(2017\)](#), Romanian and Bulgarian (bg) are clustered together in our trees although they represent different language families (Romance and Slavic languages). Our observations indicate that language contact might be more relevant for semantic drift phenomena than a common ancestor language. The same argument could explain the vicinity of English (en) and French (fr). Our findings support the results by [Eger, Hoenen, and Mehler \(2016\)](#) and [Thompson, Roberts, and Lupyan \(2018\)](#) which showed that semantic similarity between languages correlates with their cultural and geographic proximity.

6.2 Clustering by sentence-based representational similarity

Figure 5b shows the results of the clustering using the sentence-based model. We see that the separation of Eastern and Western European languages works quite well, but the more finegrained relations between languages are less accurately clustered than for the word-based experiments. In particular, Dutch (nl) and Italian (it) should be noted as



(a) The "gold tree" of the 17 Indo-European languages used in the sentence-based experiment. It is a pruned version of the tree in [Serva and Petroni \(2008\)](#).



(b) Hierarchical clustering of the 17 languages based on the results of the cross-lingual representational similarity analysis of the *mid* Europarl sentences.

Figure 5: The results of the sentence-based language clustering (b) compared to the gold tree (a).

outliers. From a quantitative perspective, we find that the distances between languages (visualized on the y-axis) are much lower than for the word-based experiments.¹³ Recall that the LASER architecture is optimized for translating between multiple languages. Based on this training objective, it is plausible that subtle differences between languages tend to be smoothed out. In contrast, the word-based MUSE model has explicitly been optimized to fulfill both the monolingual objective (preserve intralingual semantic relations) and the crosslingual objective (representational similarity of translations).

6.3 Quantitative evaluation

In order to better judge the quality of the language tree, we additionally perform quantitative experiments and compare the distance to a gold tree. For the 17 languages in the sentence-based model, we use the same tree as [Rabinovich, Ordan, and Wintner \(2017\)](#) which was developed by [Serva and Petroni \(2008\)](#) (see Figure 5a). For the word-based model, we reduce the set of languages to 20 Indo-European ones and adjust the gold tree accordingly (see Figure 6a). We calculate the distance between our trees based on the representational similarity analysis (see Figures 5b and 6b) to the gold trees as described in Equation 5.

As the distance score depends on the number of leaves, the results are not directly comparable for word-based and sentence-based experiments. We thus calculate the average distance score for a randomly generated tree over 50,000 iterations and report the change in quality of our model with respect to that baseline in Table 2. For this random baseline, the similarity matrix is generated from a uniform distribution between 0.3 and 0.8 (we omit the extreme values because they are unlikely to be observed

¹³ See also the correlation values in the representational similarity matrix in Appendix E, Figure 10.

Table 2: Quality changes (in %) of reconstructed language trees compared to the random baseline. Quality is calculated as distance to the gold tree. As a control condition, we randomly permute the values of our drift model and average the results over 50,000 iterations.

| Experiment | Category | Permutation | Drift Model |
|--------------------------|----------|-------------|--------------|
| Words | Pereira | -38.9 | +37.7 |
| | Swadesh | -38.6 | +53.4 |
| | Combined | -38.1 | +51.8 |
| Sentences | Short | +4.0 | +40.1 |
| | Mid | +3.4 | +44.5 |
| | Long | +4.0 | +34.0 |
| Rabinovich et al. (2017) | | – | +55.5 |

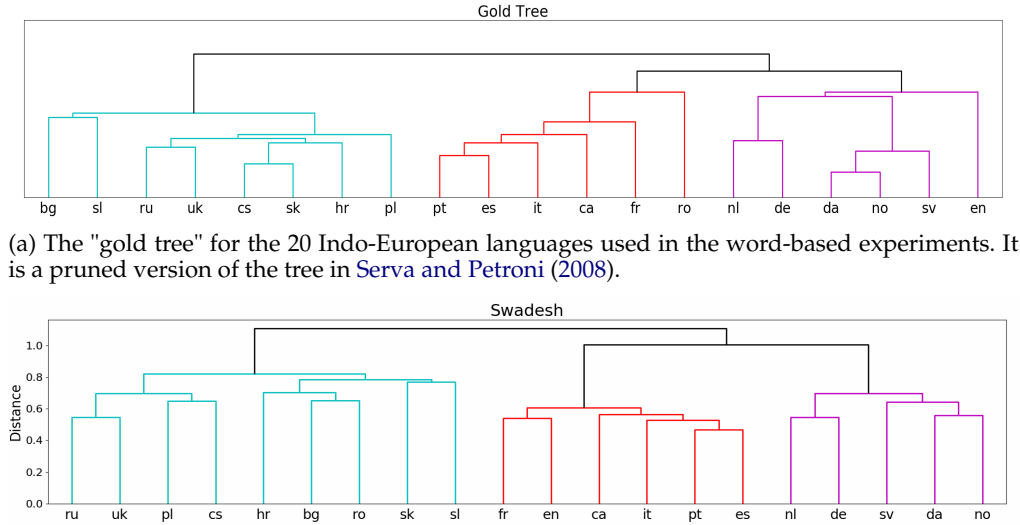
experimentally). This might not be the most plausible distribution, so we calculated an additional permutation baseline. We randomly permute the values of the similarity matrix by our model and average the results over 50,000 iterations.¹⁴

Results. We see that the quality of our generated trees is considerably better than chance. Particularly the results for the SWADESH stimuli and the MID sentences stand out as significant improvements over a random baseline. The clustering results seem to correlate with the translation quality of the model (see Table 1): clustering works better for the word-based model than for the sentence-based model and better for SWADESH than for PEREIRA stimuli. We noted that if we degrade the homogeneity of the sentence-based model by not applying byte-pair encoding on the input the clustering quality improves drastically (on average, 67% improvement over the random baseline). Byte-pair encoding is used to limit the shared vocabulary of the languages by splitting rare and unknown words into known subword units and it has been shown to improve the results of neural machine translation (Sennrich, Haddow, and Birch 2016). We assume that not applying this normalization affects morphologically richer languages more than others and as a consequence increases the variance in the similarity matrix. These findings support our assumption stated in the previous section that models which are optimized for learning universal sentence representations smooth out the differences between language families. From an engineering perspective, this is a reasonable goal, but it might come at a cost of expressivity when it comes to more finegrained linguistic and cultural subtleties.

It is interesting to see that the results for the permutation baseline are even worse than for the random baseline in the word-based setting. This shows that our methodology does pick up on the differences between languages. If this inductive bias is scrambled, the clustering results get worse than when treating all languages uniformly. For the sentence-based experiments, we do not observe this effect because the similarity scores are more homogeneous across languages.¹⁵

¹⁴ We make sure that the scrambled matrix remains symmetric, see code for details.

¹⁵ See also Appendix E, Figure 10.



(a) The "gold tree" for the 20 Indo-European languages used in the word-based experiments. It is a pruned version of the tree in [Serva and Petroni \(2008\)](#).

(b) Hierarchical clustering of the 20 languages based on the results of the cross-lingual representational similarity analysis of the SWADESH words.

Figure 6: The results of the word-based language clustering for a subset of 20 Indo-European languages (b) compared to the gold tree (a).

The results by [Rabinovich, Ordan, and Wintner \(2017\)](#) are slightly better than our word-based ones because they used hundreds of structural features whereas we only use a single semantic measure. In addition, they tackled a slightly different task as they only worked with English sentences which are translations. It should be noted, that improvements for the sentence-based experiments are easier to obtain because the lower number of languages (17 vs 20) leads to a lower number of possible combinations in the tree.

7. Semantic Drift

The clustering results indicate that the distances between the words vary in the semantic space of different language families. For a qualitative exploration, we have a closer look at semantic drift for three language pairs that are clustered closely together in our trees:

Spanish and Portuguese (es, pt) for the Romance languages, German and Dutch (de, nl) for the Germanic languages, and Russian and Ukrainian (ru, uk) for the Slavic languages. We include this analysis as an illustration of our methodology. The choice of the clusters and their size could be conveniently adjusted for any linguistic hypothesis.

For each word in the PEREIRA list, we calculate the semantic drift as described in Equation 7. In Figure 7, we visualize two examples with a high drift score for these clusters. The word representations have been reduced to two dimensions by applying principal components analysis on the joint representational space of all six languages ([Wold, Esbensen, and Geladi 1987](#)). For each language, we plot the PEREIRA words with the highest cosine similarity to *lady* and *reaction*. For readability, we always use the English word, but, e.g., *pain* colored in red stands for the nearest Spanish neighbor of *pain* which is *dolor*.

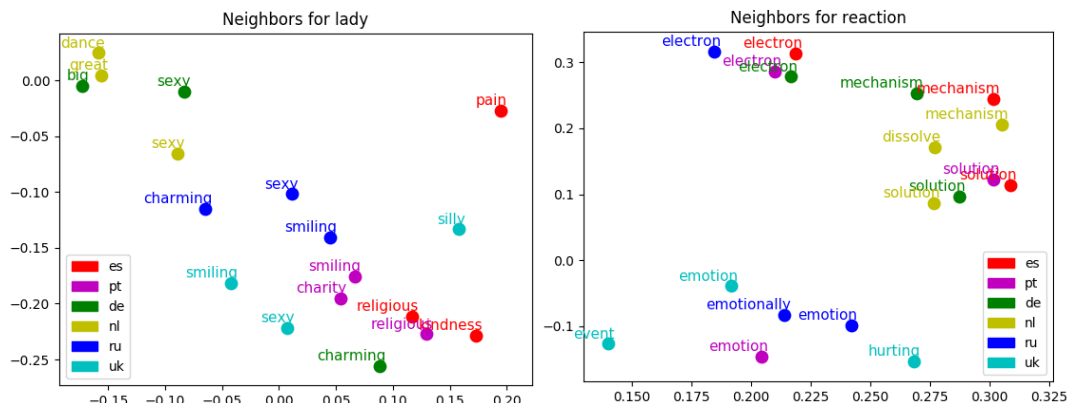


Figure 7: Examples of words with high Spearman correlation within a cluster and low Spearman correlation outside clusters for three selected clusters (es, pt), (de, nl), (ru, uk). For readability, we always use the English word, but, e.g., *pain* colored in red stands for the nearest Spanish neighbor of *pain* which is *dolor*.

It can be seen that *lady* is close to *religious* for Portuguese and Spanish, but not for the other languages. We note, that the nearest neighbor for *lady* is not its translation, but the loanword itself (or its transliteration) for Dutch, German, and Russian. This explains the similarity to *sexy* and *big* which are also used as loanwords in Dutch and German. The word *reaction* is a cognate originating from Latin in all six languages. The plot indicates that it is more closely associated with technical terms in the clusters (es, pt) and (de, nl), and with emotional terms in the cluster (ru, uk).

It should be noted, that these examples only serve as anecdotal evidence and that the differences between the languages cannot always be observed when looking at only two dimensions. However, our methodology makes it possible to quantify semantic differences between words across languages. This can be used to better understand flaws of the computational representations (e.g., the observation that words tend to be represented by loanwords even when a more accurate translation exists), and the methodology can also generate hypotheses for historical linguistics when applied on a larger vocabulary. From an application perspective, analyses of semantic drift are particularly interesting for the field of foreign language learning. When understanding a foreign text, learners rely on background knowledge from languages they already know (Beinborn 2016). Phenomena of semantic drift can thus lead to severe misunderstandings and should receive increased attention in education.

8. Discussion

We have introduced a methodology to analyze semantic drift in multilingual distributional representations. Our analyses show that by comparing the representational distances for a test set of about 200 words, we can reconstruct a phylogenetic tree that closely resembles those assumed by linguistic experts. These results indicate that multilingual distributional representations which are only trained on monolingual text and bilingual dictionaries preserve relations between languages without the need for any etymological information. Methods in lexicostatistics have previously been criticized for relying on subjective cognate judgments (Geisler and List 2010). A certain level

of subjectivity might also be present in the "ground-truth" bilingual dictionaries used for the computational multilingual representations that were analyzed in this article. However, the large vocabulary should help to balance out potential biases.

So far, multilingual representations have mostly been evaluated based on their performance on specific tasks. In this article, we look beyond engineering goals and analyze the semantic relations between languages in computational representations. We find that the word-based model captures differences in the semantic structure that correspond to linguistic expectations. The sentence-based model, on the other hand, seems to be optimized to balance out subtle differences between language families. This might be a suitable scenario for obtaining better machine translation results, but for linguistic analyses the training objective would have to be adjusted towards maintaining some language diversity. Another important aspect is the training data of the computational models. The corpora used for the word-based model might be less balanced across languages and as a consequence, differences between languages are reinforced.

For future work, analyses of semantic drift in multilingual representations can serve two main purposes: From a technical perspective, they can indicate unwanted characteristics in the multilingual representations and steer processes for technical improvement of multilingual models. In our analyses, we have seen that words tend to be close to identical loanwords in the target space even if a more accurate translation is available. Loanwords often find their way into a language to add nuances to the semantic inventory. As a consequence, they tend to occur only in specific contexts that call for these nuances. The semantic relations to other words can thus be biased due to the introduction of the loanword. In addition, we find that adjectives are not well separated from their antonyms in the semantic space. This indicates that relying on co-occurrence patterns might not be sufficient for capturing semantic relations in word classes other than nouns.

From a linguistic perspective, our methods provide a quantitative means to study linguistic phenomena across languages. The development of multilingual computational models opens up new possibilities for comparative linguistics. In this paper, we have laid out a methodology to query these models for semantic drift. The results of these queries can be used to generate hypotheses for historical linguistics and social linguistics because they indicate similarities in the organization of semantic concepts.

Our word-based experiments used English as anchor language for obtaining translations. This is not an unreasonable choice as most multilingual computational models have been developed from an English perspective. However, it poses limitations on the interpretation of the linguistic results. For future work, we recommend to take a more multilingual perspective. It should also be noted that our methods cannot capture phonetic or phonological changes such as vowel shift. We understand our proposed methodology as an addition to the inventory of linguistic analysis not as a replacement.

9. Conclusion

We introduced a methodology to analyze the semantic structure of multilingual distributional representations. Our method is inspired by research in neuroscience on comparing computational representations to human brain data. We adapted the analysis to compare representations across language families. We show that our method can be used for phylogenetic reconstruction and that it captures subtle semantic differences of words between language families. In addition, we proposed a new measure for identifying phenomena of semantic drift. Our qualitative examples indicate that this measure can generate new hypotheses for comparative linguistics.

The computational models for sentences are available for a huge range of languages. In this article, we restricted the languages to those used in previous work for a reasonable comparison. We now plan to corroborate our findings on the whole spectrum and to further extend the word-based analyses of semantic drift.

Acknowledgments

The work presented here was funded by the Netherlands Organisation for Scientific Research (NWO), through a Gravitation Grant 024.001.006 to the Language in Interaction Consortium. We gratefully acknowledge Bas Cornelissen and Tom Lentz for valuable discussions of earlier versions of the article. We would like to thank the anonymous reviewers for their very constructive and helpful feedback and their attention to detail.

References

- Abnar, Samira, Lisa Beinborn, Rochelle Choenni, and Jelle Zuidema. 2019. Blackbox meets blackbox: Representational similarity and stability analysis of neural language models and brains. In *Proceedings of the ACL-Workshop on Analyzing and Interpreting Neural Networks for NLP*, pages 191–203.
- Ammar, Waleed, George Mulcaire, Yulia Tsvetkov, Guillaume Lample, Chris Dyer, and Noah A Smith. 2016. Massively multilingual word embeddings. *arXiv preprint arXiv:1602.01925*.
- Artetxe, Mikel, Gorka Labaka, and Eneko Agirre. 2017. Learning bilingual word embeddings with (almost) no bilingual data. In *Proceedings of the 55th Annual Meeting of the Association for Computational Linguistics (Volume 1: Long Papers)*, volume 1, pages 451–462.
- Artetxe, Mikel and Holger Schwenk. 2018. Massively multilingual sentence embeddings for zero-shot cross-lingual transfer and beyond. *arXiv preprint arXiv:1812.10464*.
- Asgari, Ehsaneddin and Mohammad RK Mofrad. 2016. Comparing fifty natural languages and twelve genetic languages using word embedding language divergence (weld) as a quantitative measure of language distance. In *Proceedings of the Workshop on Multilingual and Cross-lingual Methods in NLP*, pages 65–74.
- Bahdanau, Dzmitry, Kyunghyun Cho, and Yoshua Bengio. 2014. Neural machine translation by jointly learning to align and translate. *arXiv preprint arXiv:1409.0473*.
- Baltrušaitis, Tadas, Chaitanya Ahuja, and Louis-Philippe Morency. 2019. Multimodal machine learning: A survey and taxonomy. *IEEE Transactions on Pattern Analysis and Machine Intelligence*, 41(2):423–443.
- Beinborn, Lisa. 2016. *Predicting and Manipulating the Difficulty of Text-Completion Exercises for Language Learning*. Ph.D. thesis, Technische Universität Darmstadt.
- Beinborn, Lisa, Teresa Botschen, and Iryna Gurevych. 2018. Multimodal grounding for language processing. In *Proceedings of the 27th International Conference on Computational Linguistics*, pages 2325–2339, Association for Computational Linguistics.
- Beinborn, Lisa, Torsten Zesch, and Iryna Gurevych. 2013. Cognate production using character-based machine translation. In *Proceedings of the Sixth International Joint Conference on Natural Language Processing*, pages 883–891.
- Bergsma, Shane and Benjamin Van Durme. 2011. Learning bilingual lexicons using the visual similarity of labeled web images. In *International Joint Conference on Artificial Intelligence*, pages 1764–1769.
- Bjerva, Johannes, Robert Östling, Maria Han Veiga, Jörg Tiedemann, and Isabelle Augenstein. 2019. What do language representations really represent? *Computational Linguistics*, 45(2):381–389.
- Bojanowski, Piotr, Edouard Grave, Armand Joulin, and Tomas Mikolov. 2017. Enriching word vectors with subword information. *Transactions of the Association for Computational Linguistics*, 5:135–146.
- Cer, Daniel, Mona Diab, Eneko Agirre, Inigo Lopez-Gazpio, and Lucia Specia. 2017. Semeval-2017 task 1: Semantic textual similarity multilingual and crosslingual focused evaluation. In *Proceedings of the 11th International Workshop on Semantic Evaluation (SemEval-2017)*, pages 1–14.
- Conneau, Alexis, Guillaume Lample, Marc’Aurelio Ranzato, Ludovic Denoyer, and Hervé Jégou. 2017. Word translation without parallel data. *International Conference on Learning Representations*

- (ICLR).
- Conneau, Alexis, Ruty Rinott, Guillaume Lample, Adina Williams, Samuel Bowman, Holger Schwenk, and Veselin Stoyanov. 2018. Xnli: Evaluating cross-lingual sentence representations. In *Proceedings of the 2018 Conference on Empirical Methods in Natural Language Processing*, pages 2475–2485.
- Cysouw, Michael. 2013. Predicting language learning difficulty. *Approaches to measuring linguistic differences*, pages 57–82.
- Devlin, Jacob, Ming-Wei Chang, Kenton Lee, and Kristina Toutanova. 2019. Bert: Pre-training of deep bidirectional transformers for language understanding. In *Proceedings of the 2019 Conference of the North American Chapter of the Association for Computational Linguistics: Human Language Technologies, Volume 1 (Long and Short Papers)*, pages 4171–4186.
- Dinu, Georgiana, Angeliki Lazaridou, and Marco Baroni. 2014. Improving zero-shot learning by mitigating the hubness problem. *International Conference on Learning Representations (ICLR), Workshop Track*.
- Dou, Zi-Yi, Zhi-Hao Zhou, and Shujian Huang. 2018. Unsupervised bilingual lexicon induction via latent variable models. In *Proceedings of the 2018 Conference on Empirical Methods in Natural Language Processing*, pages 621–626.
- Duong, Long, Trevor Cohn, Steven Bird, and Paul Cook. 2015. Cross-lingual transfer for unsupervised dependency parsing without parallel data. In *Proceedings of the Nineteenth Conference on Computational Natural Language Learning*, pages 113–122.
- Duong, Long, Hiroshi Kanayama, Tengfei Ma, Steven Bird, and Trevor Cohn. 2017. Multilingual training of crosslingual word embeddings. In *Proceedings of the 15th Conference of the European Chapter of the Association for Computational Linguistics: Volume 1, Long Papers*, volume 1, pages 894–904.
- Eger, Steffen, Armin Hoenen, and Alexander Mehler. 2016. Language classification from bilingual word embedding graphs. In *Proceedings of COLING 2016, the 26th International Conference on Computational Linguistics: Technical Papers*, pages 3507–3518.
- España-Bonet, Cristina and Josef van Genabith. 2018. Multilingual Semantic Networks for Data-driven Interlingua Seq2Seq Systems. In *Proceedings of the LREC 2018 MLP-Moment Workshop*, pages 8–13, Miyazaki, Japan.
- Faruqui, Manaal and Chris Dyer. 2014. Improving vector space word representations using multilingual correlation. In *Proceedings of the 14th Conference of the European Chapter of the Association for Computational Linguistics*, pages 462–471.
- Finkelstein, Lev, Evgeniy Gabrilovich, Yossi Matias, Ehud Rivlin, Zach Solan, Gadi Wolfman, and Eytan Ruppín. 2002. Placing search in context: The concept revisited. *ACM Transactions on information systems*, 20(1):116–131.
- Frermann, Lea and Mirella Lapata. 2016. A bayesian model of diachronic meaning change. *Transactions of the Association for Computational Linguistics*, 4:31–45.
- Fung, Pascale and Lo Yuen Yee. 1998. An ir approach for translating new words from nonparallel, comparable texts. In *36th Annual Meeting of the Association for Computational Linguistics and 17th International Conference on Computational Linguistics, Volume 1, volume 1*.
- Geisler, Hans and Johann-Mattis List. 2010. Beautiful trees on unstable ground: Notes on the data problem in lexicostatistics. *Die Ausbreitung des Indogermanischen: Thesen aus Sprachwissenschaft, Archäologie und Genetik*. Wiesbaden: Reichert.
- Gerz, Daniela, Ivan Vulić, Felix Hill, Roi Reichart, and Anna Korhonen. 2016. Simverb-3500: A large-scale evaluation set of verb similarity. In *Proceedings of the 2016 Conference on Empirical Methods in Natural Language Processing*, pages 2173–2182.
- Gode, Alexander and Hugh Blair. 1951. *Interlingua grammar*. IALA, New York.
- Gouws, Stephan, Yoshua Bengio, and Greg Corrado. 2015. Bilbowa: Fast bilingual distributed representations without word alignments. *International Conference on Machine Learning (ICML)*.
- Gouws, Stephan and Anders Søgaard. 2015. Simple task-specific bilingual word embeddings. In *Proceedings of the 2015 Conference of the North American Chapter of the Association for Computational Linguistics: Human Language Technologies*, pages 1386–1390.
- Grave, Edouard, Piotr Bojanowski, Prakhara Gupta, Armand Joulin, and Tomas Mikolov. 2018. Learning word vectors for 157 languages. In *Proceedings of the Eleventh International Conference on Language Resources and Evaluation (LREC-2018)*.

- Hamilton, William L, Jure Leskovec, and Dan Jurafsky. 2016a. Cultural shift or linguistic drift? comparing two computational measures of semantic change. In *Proceedings of the Conference on Empirical Methods in Natural Language Processing. Conference on Empirical Methods in Natural Language Processing*, volume 2016, page 2116, NIH Public Access.
- Hamilton, William L, Jure Leskovec, and Dan Jurafsky. 2016b. Diachronic word embeddings reveal statistical laws of semantic change. In *Proceedings of the Conference of the Association for Computational Linguistics*.
- Hammarström, H, R Forkel, M Haspelmath, and S Bank. 2018. Glottolog 3.2 (Max Planck Institute for the Science of Human History, 2018).
- Hauer, Bradley, Garrett Nicolai, and Grzegorz Kondrak. 2017. Bootstrapping unsupervised bilingual lexicon induction. In *Proceedings of the 15th Conference of the European Chapter of the Association for Computational Linguistics: Volume 2, Short Papers*, volume 2, pages 619–624.
- Klementiev, Alexandre, Ivan Titov, and Binod Bhattacharai. 2012. Inducing crosslingual distributed representations of words. *Proceedings of COLING 2012*, pages 1459–1474.
- Koehn, Philipp. 2005. Europarl: A parallel corpus for statistical machine translation. In *MT summit*, volume 5, pages 79–86.
- Kriegeskorte, Nikolaus, Marieke Mur, and Peter A Bandettini. 2008. Representational similarity analysis-connecting the branches of systems neuroscience. *Frontiers in systems neuroscience*, 2:4.
- Kutuzov, Andrey, Lilja Øvrelid, Terrence Szymanski, and Erik Velldal. 2018. Diachronic word embeddings and semantic shifts: a survey. In *Proceedings of the 27th International Conference on Computational Linguistics*, pages 1384–1397.
- Lazaridou, Angeliki, Georgiana Dinu, and Marco Baroni. 2015. Hubness and pollution: Delving into cross-space mapping for zero-shot learning. In *Proceedings of the 53rd Annual Meeting of the Association for Computational Linguistics and the 7th International Joint Conference on Natural Language Processing (Volume 1: Long Papers)*, volume 1, pages 270–280.
- Levy, Omer, Anders Søgaard, and Yoav Goldberg. 2017. A strong baseline for learning cross-lingual word embeddings from sentence alignments. In *Proceedings of the 15th Conference of the European Chapter of the Association for Computational Linguistics: Volume 1, Long Papers*, volume 1, pages 765–774.
- Li, Ying, Tomas Engelthaler, Cynthia S. Q. Siew, and Thomas T. Hills. 2019. The macroscope: A tool for examining the historical structure of language. *Behavior Research Methods*.
- Luong, Thang, Hieu Pham, and Christopher D Manning. 2015. Bilingual word representations with monolingual quality in mind. In *Proceedings of the 1st Workshop on Vector Space Modeling for Natural Language Processing*, pages 151–159.
- Meyer, Christian M and Iryna Gurevych. 2012. OntoWiktionary: Constructing an ontology from the collaborative online dictionary Wiktionary. In *Semi-Automatic Ontology Development: Processes and Resources*. IGI Global, pages 131–161.
- Mikolov, Tomas, Quoc V Le, and Ilya Sutskever. 2013. Exploiting similarities among languages for machine translation. *arXiv preprint arXiv:1309.4168*.
- Mikolov, Tomas, Ilya Sutskever, Kai Chen, Greg S Corrado, and Jeff Dean. 2013. Distributed representations of words and phrases and their compositionality. In *Advances in neural information processing systems*, pages 3111–3119.
- Montague, Richard. 1970. Universal grammar. *Theoria*, 36(3):373–398.
- Navigli, Roberto and Simone Paolo Ponzetto. 2010. Babelnet: Building a very large multilingual semantic network. In *Proceedings of the 48th annual meeting of the association for computational linguistics*, pages 216–225, Association for Computational Linguistics.
- Nouri, Javad and Roman Yangarber. 2016. From alignment of etymological data to phylogenetic inference via population genetics. In *Proceedings of the 7th Workshop on Cognitive Aspects of Computational Language Learning*, pages 27–37.
- Pennington, Jeffrey, Richard Socher, and Christopher Manning. 2014. Glove: Global vectors for word representation. In *Proceedings of the 2014 Conference on Empirical Methods in Natural Language Processing (EMNLP)*, Association for Computational Linguistics.
- Pereira, Francisco, Bin Lou, Brianna Pritchett, Samuel Ritter, Samuel J. Gershman, Nancy Kanwisher, Matthew Botvinick, and Evelina Fedorenko. 2018. Toward a universal decoder of linguistic meaning from brain activation. *Nature*

- Communications*, 9(1).
- Peters, Matthew, Mark Neumann, Mohit Iyyer, Matt Gardner, Christopher Clark, Kenton Lee, and Luke Zettlemoyer. 2018. Deep contextualized word representations. In *Proceedings of the 2018 Conference of the North American Chapter of the Association for Computational Linguistics: Human Language Technologies, Volume 1 (Long Papers)*, volume 1, pages 2227–2237.
- Rabinovich, Ella, Noam Ordan, and Shuly Wintner. 2017. Found in translation: Reconstructing phylogenetic language trees from translations. In *Proceedings of the 55th Annual Meeting of the Association for Computational Linguistics (Volume 1: Long Papers)*, pages 530–540, Association for Computational Linguistics.
- Raghu, Maithra, Justin Gilmer, Jason Yosinski, and Jascha Sohl-Dickstein. 2017. Svcca: Singular vector canonical correlation analysis for deep learning dynamics and interpretability. In *Advances in Neural Information Processing Systems*, pages 6076–6085.
- Richens, Richard H. 1958. Interlingual machine translation. *The Computer Journal*, 1(3):144–147.
- Ringe, Don, Tandy Warnow, and Ann Taylor. 2002. Indo-european and computational cladistics. *Transactions of the philological society*, 100(1):59–129.
- Rosenfeld, Alex and Katrin Erk. 2018. Deep neural models of semantic shift. In *Proceedings of the 2018 Conference of the North American Chapter of the Association for Computational Linguistics: Human Language Technologies, Volume 1 (Long Papers)*, volume 1, pages 474–484.
- Rosenfeld, Ronald. 2000. Two decades of statistical language modeling: Where do we go from here? *Proceedings of the IEEE*, 88(8):1270–1278.
- Ruder, Sebastian, Ivan Vulić, and Anders Søgaard. 2017. A survey of cross-lingual word embedding models. *arXiv preprint arXiv:1706.04902*.
- Schönemann, Peter H. 1966. A generalized solution of the orthogonal procrustes problem. *Psychometrika*, 31(1):1–10.
- Schwenk, Holger. 2018. Filtering and mining parallel data in a joint multilingual space. In *Proceedings of the 56th Annual Meeting of the Association for Computational Linguistics (Volume 2: Short Papers)*, volume 2, pages 228–234.
- Schwenk, Holger and Matthijs Douze. 2017. Learning joint multilingual sentence representations with neural machine translation. In *Proceedings of the 2nd Workshop on Representation Learning for NLP*, pages 157–167, Association for Computational Linguistics.
- Sennrich, Rico, Barry Haddow, and Alexandra Birch. 2016. Neural machine translation of rare words with subword units. In *Proceedings of the 54th Annual Meeting of the Association for Computational Linguistics (Volume 1: Long Papers)*, volume 1, pages 1715–1725.
- Servà, Maurizio and Filippo Petroni. 2008. Indo-european languages tree by levenshtein distance. *EPL (Europhysics Letters)*, 81(6):68005.
- Smith, Samuel L, David HP Turban, Steven Hamblin, and Nils Y Hammerla. 2017. Offline bilingual word vectors, orthogonal transformations and the inverted softmax. *International Conference on Learning Representations*.
- Søgaard, Anders. 2016. Evaluating word embeddings with fMRI and eye-tracking. In *Proceedings of the 1st Workshop on Evaluating Vector-Space Representations for NLP*, pages 116–121, Association for Computational Linguistics.
- Starostin, George. 2013. Lexicostatistics as a basis for language classification: increasing the pros, reducing the cons. *Classification and Evolution in Biology, Linguistics and the History of Science*, page 125.
- Sutskever, Ilya, Oriol Vinyals, and Quoc V Le. 2014. Sequence to sequence learning with neural networks. In *Advances in neural information processing systems*, pages 3104–3112.
- Swadesh, Morris. 1955. Towards greater accuracy in lexicostatistic dating. *International Journal of American Linguistics*, 21(2):121–137.
- Tahmasebi, Nina, Lars Borin, and Adam Jatowt. 2018. Survey of computational approaches to diachronic conceptual change detection. *Computational Linguistics*, 1(1).
- Taylor, Wilson L. 1953. “Cloze procedure”: A new tool for measuring readability. *Journalism Bulletin*, 30(4):415–433.
- Thompson, Bill, Sean Roberts, and Gary Lupyan. 2018. Quantifying semantic similarity across languages. In *Proceedings of the 40th Annual Conference of the Cognitive Science Society (CogSci 2018)*, pages 2254–2259.
- Tiedemann, Jörg. 2012. Parallel data, tools and interfaces in opus. In *Proceedings of the Eighth International Conference on Language*

- Resources and Evaluation (LREC-2012)*, pages 2214–2218.
- Vaswani, Ashish, Noam Shazeer, Niki Parmar, Jakob Uszkoreit, Llion Jones, Aidan N Gomez, Łukasz Kaiser, and Illia Polosukhin. 2017. Attention is all you need. In I. Guyon, U. V. Luxburg, S. Bengio, H. Wallach, R. Fergus, S. Vishwanathan, and R. Garnett, editors, *Advances in Neural Information Processing Systems 30*. Curran Associates, Inc., pages 5998–6008.
- Vulić, Ivan, Douwe Kiela, Stephen Clark, and Marie-Francine Moens. 2016. Multi-modal representations for improved bilingual lexicon learning. In *Proceedings of the 54th Annual Meeting of the Association for Computational Linguistics*, pages 188–194, ACL.
- Vulić, Ivan and Anna-Leena Korhonen. 2016. On the role of seed lexicons in learning bilingual word embeddings. In *Proceedings of the 54th Annual Meeting of the Association for Computational Linguistics (Volume 1: Long Papers)*, volume 1, pages 247–257.
- Wang, Alex, Amanpreet Singh, Julian Michael, Felix Hill, Omer Levy, and Samuel Bowman. 2018. GLUE: A multi-task benchmark and analysis platform for natural language understanding. In *Proceedings of the 2018 EMNLP Workshop BlackboxNLP: Analyzing and Interpreting Neural Networks for NLP*, pages 353–355, Association for Computational Linguistics.
- Ward Jr, Joe H. 1963. Hierarchical grouping to optimize an objective function. *Journal of the American statistical association*, 58(301):236–244.
- Wiktionary contributors. 2019. Appendix:swadesh lists. [Online; accessed 01-February-2019].
- Wold, Svante, Kim Esbensen, and Paul Geladi. 1987. Principal component analysis. *Chemometrics and intelligent laboratory systems*, 2(1-3):37–52.
- Youn, Hyejin, Logan Sutton, Eric Smith, Cristopher Moore, Jon F. Wilkins, Ian Maddieson, William Croft, and Tanmoy Bhattacharya. 2016. On the universal structure of human lexical semantics. *Proceedings of the National Academy of Sciences*, 113(7):1766–1771.
- Zhang, Meng, Yang Liu, Huanbo Luan, and Maosong Sun. 2017. Adversarial training for unsupervised bilingual lexicon induction. In *Proceedings of the 55th Annual Meeting of the Association for Computational Linguistics (Volume 1: Long Papers)*, volume 1, pages 1959–1970.
- Zou, Will Y, Richard Socher, Daniel Cer, and Christopher D Manning. 2013. Bilingual word embeddings for phrase-based machine translation. In *Proceedings of the 2013 Conference on Empirical Methods in Natural Language Processing*, pages 1393–1398.

Appendix A: Languages for Word-based Experiments

Bulgarian (bg), Catalan (ca), Croatian (hr), Czech (cs), Danish (da), Dutch (nl), English (en), Estonian (et), Finnish (fi), French (fr), German (de), Greek (el), Hebrew (he), Hungarian (hu), Indonesian (id), Italian (it), Macedonian (mk), Norwegian (no), Polish (pl), Portuguese (pt), Romanian (ro), Russian (ru), Slovakian (sk), Slovenian (sl), Spanish (es), Swedish (sv), Turkish (tr), Ukrainian (uk)

Appendix B: Languages for Sentence-based experiments

Bulgarian (bg), Czech (cs), Danish (da), Dutch (nl), English (en), French (fr), German (de), Italian (it), Latvian (lv), Lithuanian (lt), Polish (pl), Portuguese (pt), Romanian (ro), Slovakian (sk), Slovenian (sl), Spanish (es), Swedish (sv)

Appendix C: Swadesh words

all, and, animal, ashes, at, back, bad, bark, because, belly, big, bird, bite, black, blood, blow, bone, breast, breathe, burn, child, cloud, cold, come, correct, count, cut, day, die, dig, dirty, dog, drink, dry, dull, dust, ear, earth, eat, egg, eye, fall, far, fat, father, fear, feather, few, fight, fingernail, fire, fish, five, float, flow, flower, fly, fog, foot, forest, four, freeze, fruit, full, give, good, grass, green, guts, hair, hand, he, head, hear, heart, heavy, here, hit, hold, horn, how, hunt, husband, i, ice, if, in, kill, knee, know, lake, laugh, leaf, left, leg, lie, live, liver, long, louse, man, many, meat, moon, mother, mountain, mouth, name, narrow, near, neck, new, night, nose, not, old, one, other, play, pull, push, rain, red, right, river, road, root, rope, rotten, round, rub, salt, sand, say, scratch, sea, see, seed, sew, sharp, short, sing, sit, skin, sky, sleep, small, smell, smoke, smooth, snake, snow, some, spit, split, squeeze, stab, stand, star, stick, stone, straight, suck, sun, swell, swim, tail, that, there, they, thick, thin, think, this, three, throw, tie, tongue, tooth, tree, turn, two, vomit, walk, warm, wash, water, we, wet, what, when, where, white, who, wide, wife, wind, wing, wipe, with, woman, worm, year, yellow, you

Appendix D: Pereira words

ability, accomplished, angry, apartment, applause, argument, argumentatively, art, attitude, bag, ball, bar, bear, beat, bed, beer, big, bird, blood, body, brain, broken, building, burn, business, camera, carefully, challenge, charity, charming, clothes, cockroach, code, collection, computer, construction, cook, counting, crazy, damage, dance, dangerous, deceive, dedication, deliberately, delivery, dessert, device, dig, dinner, disease, dissolve, disturb, do, doctor, dog, dressing, driver, economy, election, electron, elegance, emotion, emotionally, engine, event, experiment, extremely, feeling, fight, fish, flow, food, garbage, gold, great, gun, hair, help, hurting, ignorance, illness, impress, invention, investigation, invisible, job, jungle, kindness, king, lady, land, laugh, law, left, level, liar, light, magic, marriage, material, mathematical, mechanism, medication, money, mountain, movement, movie, music, nation, news, noise, obligation, pain, personality, philosophy, picture, pig, plan, plant, play, pleasure, poor, prison, professional, protection, quality, reaction, read, relationship, religious, residence, road, sad, science, seafood, sell, sew, sexy, shape, ship, show, sign, silly, sin, skin, smart, smiling, solution, soul, sound, spoke, star, student, stupid, successful, sugar, suspect, table, taste, team, texture, time, tool, toy, tree, trial, tried, typical, unaware, usable, useless, vacation, war, wash, weak, wear, weather, willingly, word

Appendix E: Additional Figures

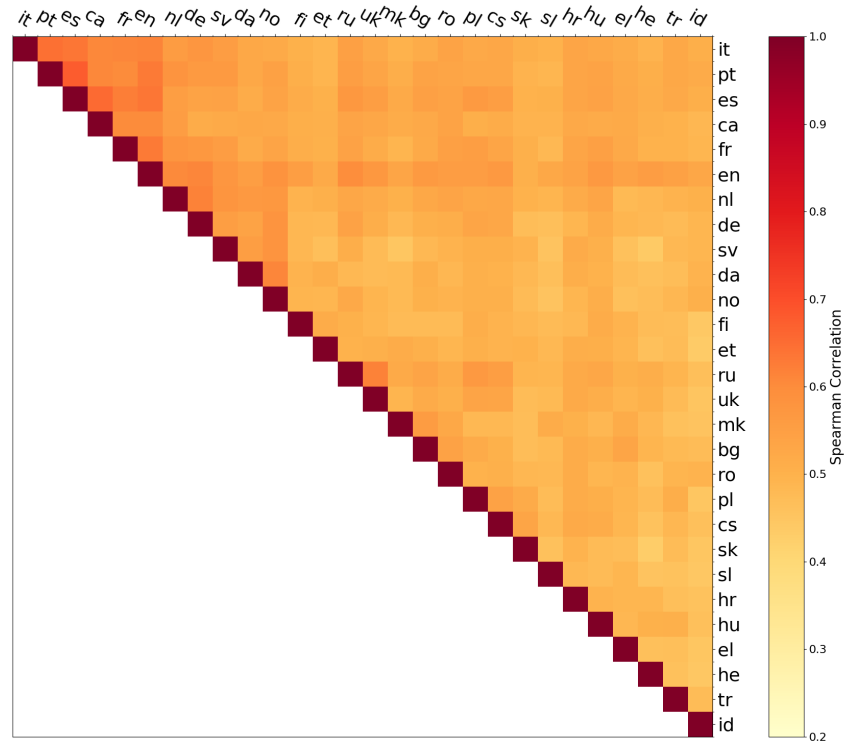


Figure 8: Full representational similarity analysis for the SWadesh words.

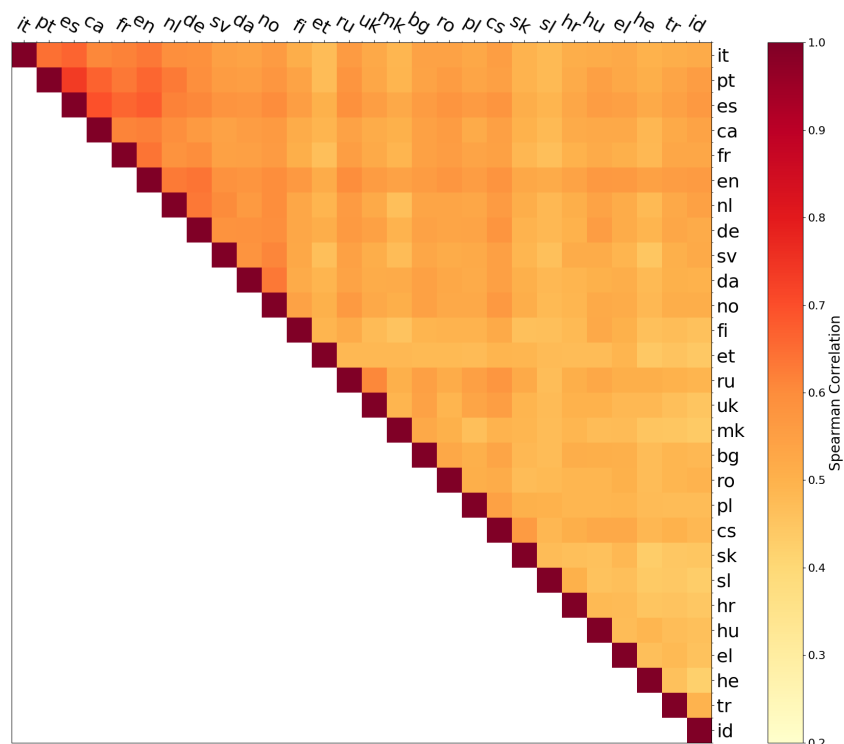


Figure 9: Full representational similarity analysis for the PEREIRA words.

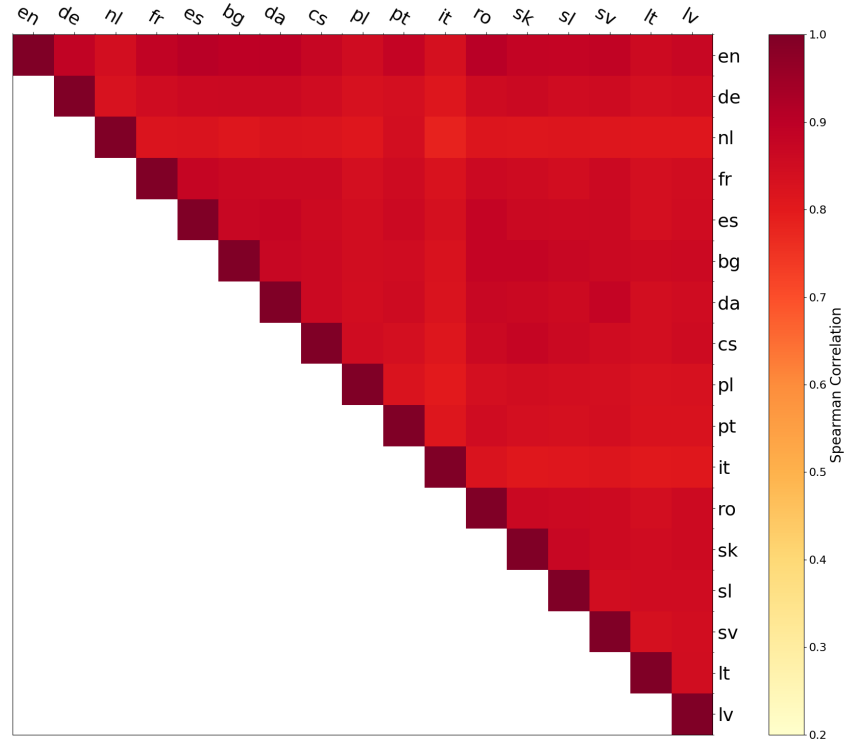


Figure 10: Full representational similarity analysis for the *mid* Europarl sentences.

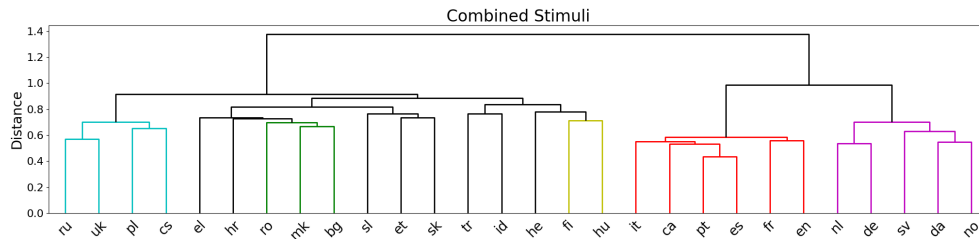


Figure 11: The clustering tree that emerges when the SWADESH and PEREIRA stimuli are combined.

