

Does the current astronomical observation exclude the existence of non-strange quark stars?

Tong Zhao,^{1,*} Wei Zheng,^{2,†} Fei Wang,^{3,‡} Cheng-Ming Li,^{1,§}
Yan Yan,^{4,¶} Yong-Feng Huang,^{5,**} and Hong-Shi Zong^{3,6,7,††}

¹*Department of physics, Nanjing University, Nanjing 210093, China*

²*College of Physics Science and Technology, Yangzhou University, Yangzhou 225009, China*

³*Department of Physics, Nanjing University, Nanjing 210093, China*

⁴*School of mathematics and physics, Changzhou University, Changzhou, Jiangsu 213164, China*

⁵*Department of Astronomy, Nanjing University, Nanjing 210093, China*

⁶*Joint Center for Particle, Nuclear Physics and Cosmology, Nanjing 210093, China*

⁷*State Key Laboratory of Theoretical Physics, Institute of Theoretical Physics, CAS, Beijing 100190, China*

As is pointed out in a recent work (Phys. Rev. Lett. 120, 222001), quark matter may not be strange. Inspired by this argument, we use a new self-consistent mean field approximation method to study the equation of state of cold dense matter within the framework of the two-flavor NJL model. Then the mass-radius relationship of two-flavor pure quark stars is studied. In the new self-consistent mean field approximation method we introduced, there is a free parameter α , which reflects the weight of different interaction channels. In principal, α should be determined by experiments rather than the self-consistent mean field approximation itself. In this paper, thus, the influence of the variation of α on the critical chemical potential of chiral phase transition and the stiffness of the EOS are thoroughly explored. It is found that the stiffness of EOS can be increased greatly to support a two-solar-mass pure quark star when α is greater than 0.95. This means that current theoretical calculations and astronomical observations cannot rule out the possibility of a two-flavor pure quark star.

I. INTRODUCTION

The equation of state (EOS) is the crux of the studies of neutron stars. Once the EOS describing a single or several phases is specified, the mass-radius relation can be obtained by integrating the Tolman-Oppenheimer-Volkoff (TOV) equation. Recent results derived from observations have provided serious constraints on EOSs. On one hand, there has been strong evidence that 2-solar-mass neutron stars exist [1–4]. On the other hand, the gravitational-wave signal from the neutron star merger GW170817 provides not only a constraint on the tidal deformability but also possible constraints on neutron star radii [5–9]. However, both the mass-radius relation and the inner structure of neutron stars are severely model-dependent.

It is generally believed that the description of the matter in term of interacting nucleons is valid when the density of matter is smaller than two times of nuclear saturation density n_0 . Then, in the region of $2n_0 \sim 7n_0$, the system gradually changes from hadronic to quark matter. When the density is greater than $4n_0$, the matter is percolated and quarks no longer belong to specific baryons [10]. So, neutron stars are usually considered as hybrid

stars and the EOSs are also hybrid containing both nuclear matter, deconfined quark matter, and even mixed matter. In the conventional description of the onset of quark matter, hadronic matter (hyperons can also be included) and quark matter are two distinct phases. Then, the Maxwell construction is conceived to guarantee pressure and chemical potential continuity across the transition [11–14]. In recent studies, between the hadronic matter and quark matter, a smooth crossover and a so-called quarkyonic regime at the intermediate baryon density are introduced to remedy our limited understanding of the hadron-quark phase transition [15, 16].

In this work, we want to point out that there is a subtle paradox in most of hybrid star models. From the image of quark degrees of freedom, the strong interaction matter will undergo the well-known chiral phase transition along with the continuous increase of the quark chemical potential to a critical value μ_c . Because Lattice Quantum Chromodynamics (QCD) is invalid to deal with the large chemical potential problem at present, the value of μ_c depends on the phenomenological QCD models. The value of μ_c is predicted to be about 330–380 MeV in most Nambu-Jona-Lasinio (NJL) type models [17–22]. Other phenomenological QCD models from the quark degrees of freedom also give a similar prediction [23–27]. Nonetheless, from the image of hadron degrees of freedom, the quark chemical potential corresponding to the $4n_0$ is around 600 MeV. Even $2n_0$ indicates a quark chemical potential around 400 MeV [28–31]. A recent work try to constrain the Hadron-Quark phase transition chemical potential via astronomical observations [32]. According to the Ref. [32], the most possible baryon chemical potential where hadron matter disap-

*Electronic address: zhao708@purdue.edu

†Electronic address: 007128@yzu.edu.cn

‡Electronic address: 1194899400@qq.com

§Electronic address: licm.phys@gmail.com

¶Electronic address: 2919ywhhxh@163.com

**Electronic address: hyf@nju.edu.cn

††Electronic address: zonghs@nju.edu.cn

pears totally is 1.49 GeV corresponding to a 500 MeV quark chemical potential. All of these facts indicate that there is a huge contradiction between the model predictions derived from quark degrees of freedom and hadron degrees of freedom. To resolve this contradiction, a new approach of self-consistent mean field approximation is proposed for NJL type models in our previous work [28]. In this paper, we derive the EOS at finite density based on our new self-consistent mean field approximation approach, and integrate the TOV equation to calculate the mass-radius relation of quark stars.

There are two motivations for doing this. First, although stable quark stars can exist based on the theory of E. Witten where strange quark matter might be the ground state of strong-interaction matter [33, 34]. With the lack of a first-principles understanding of the strong interaction at finite density, the MIT bag model was used in early works [35]. Since then, most works of the inner structure of neutron stars have assumed that the neutron stars are composed of u , d and s three-flavor quarks. For a recent example, see Ref. [36]. However, a recent study shows that stable quark matter may not be strange, and two-flavor quark stars with a larger maximum mass can also exist [37]. It should be noticed here, at present, it is an open question whether the most stable matter is two-flavor or three-flavor quark matter. So, we want to seek for the possibility that a two-solar-mass quark star contains only u and d quarks in this paper. Second, we recently proposed a new self-consistent mean field approximation method by means of Fierz transformation [28], and applied it to the two-flavor NJL model. This new self-consistent mean field approximation introduces a new free parameter α that reflects the weight of different interaction channels. The parameter α in our model can influence not only the value of the critical chemical potential μ_c of chiral phase transition, but also the continuity of the chiral susceptibility. The chiral phase transition can become a crossover if α is greater than 0.71. So, it is interesting to investigate how it will influence the maximum mass of compact stars predicted by our model.

This paper is organized as follows: In Sec. II, we introduce our self-consistent mean field theory of the NJL model. In Sec. III, the mass-radius relations are calculated by solving the TOV equation and the effects of the parameters on the stiffness of the EOS are explored. Sec. IV is the summary and discussion of our work.

II. SELF-CONSISTENT MEAN FIELD APPROXIMATION

The NJL model is widely adopted as a quark model to describe cold dense matter in neutron stars and quark stars [38]. The two-flavor NJL Lagrangian is given by:

$$\mathcal{L} = \bar{\psi}(i\cancel{D} - m)\psi + G[(\bar{\psi}\psi)^2 + (\bar{\psi}i\gamma^5 \cdot \tau\psi)^2], \quad (1)$$

where m is the current quark mass and G denotes the coupling constant. The Fierz identity of it is:

$$\begin{aligned} \mathcal{L}_F = & \bar{\psi}(i\cancel{D} - m)\psi + G\frac{1}{8N_c}[2(\bar{\psi}\psi)^2 + 2(\bar{\psi}i\gamma^5 \cdot \tau\psi)^2 \\ & - 2(\bar{\psi}\tau\psi)^2 - 2(\bar{\psi}i\gamma^5 \cdot \psi)^2 - 4(\bar{\psi}\gamma^\mu\psi)^2 \\ & - 4(\bar{\psi}\gamma^\mu\gamma^5\psi)^2 + (\bar{\psi}\sigma^{\mu\nu}\psi)^2 - (\bar{\psi}\sigma^{\mu\nu}\tau\psi)^2]. \end{aligned} \quad (2)$$

Because Fierz transformation is a mathematically equivalent transformation, the original Lagrangian and the transformed Lagrangian are equivalent. One can also construct a refined new equivalent Lagrangian by taking the linear combination of them:

$$\mathcal{L}_R = (1 - \alpha)\mathcal{L} + \alpha\mathcal{L}_F, \quad (3)$$

where α is an arbitrary complex number. Just as it is pointed out in Ref. [38] that if the mean field approximation is applied here to study the position of the phase transition of strong interaction at finite chemical potential, mean field Lagrangian $\langle\mathcal{L}\rangle$ and $\langle\mathcal{L}_F\rangle$ will give different results. Then, the Ref. [38] suggests this form: $1/2\langle\mathcal{L}\rangle + 1/2\langle\mathcal{L}_F\rangle$ ($\alpha = 1/2$) to include both the Hartree term and Fock term, which means the contributions of them are assumed to be identical. Nonetheless, it is obviously that there are no physical requirements for the value of α . And actually α should be constrained by experiments. Currently, with the lack of experiment data on finite density strongly interacting matter, in our model α is assumed to be an arbitrary complex number and our redefined mean field Lagrangian is:

$$\langle\mathcal{L}_R\rangle = (1 - \alpha)\langle\mathcal{L}\rangle + \alpha\langle\mathcal{L}_F\rangle. \quad (4)$$

Based on our new Lagrangian, the two-flavor gap equation is then given by:

$$M_i = m_i + (12 - 11\alpha)g \times \sum_{f=u,d} \frac{M_f}{\pi^2} \int_0^\Lambda \frac{p^2}{E_{pf}} [1 - n_{pf}(T, \mu_{rf}) - \bar{n}_{pf}(T, \mu_{rf})] dp, \quad (5)$$

where $i = u$ or d , $m_u = m_d = 5$ MeV is the current quark mass, $E_{pi} = \sqrt{p^2 + M_i^2}$, $N_c = 3$, $g = \frac{G}{2-11\alpha/6}$ can be fixed by the coupling constant $G = 4.93 \times 10^{-6} \text{MeV}^{-2}$, $\Lambda = 653 \text{MeV}$ is the three-momentum cutoff, μ_r is the effective chemical potential that satisfies:

$$\begin{aligned} \mu_{ri} = & \mu_i - \frac{6\alpha g}{N_c \pi^2} \times \\ & \sum_{f=u,d} \int_0^\Lambda p^2 [n_{pf}(T, \mu_{rf}) - \bar{n}_{pf}(T, \mu_{rf})] dp, \end{aligned} \quad (6)$$

and

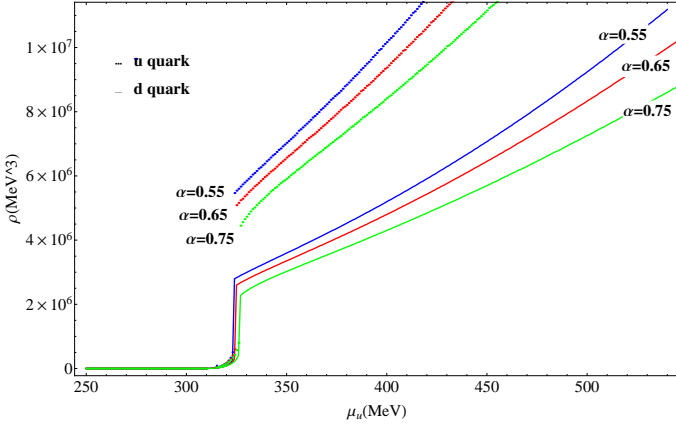


FIG. 1: The densities of u,d quarks with $\alpha = 0.55, 0.65, 0.75$, and μ_u is the chemical potential of u quark. Other chemical potentials are fixed by the chemical equilibrium constraint. The number density of quarks jumps from zero to a starting point at $\mu_0 = 325$ MeV.

$$n_{pi}(T, \mu_{ri}) = \frac{1}{\exp\left(\frac{E_{pi} - \mu_{ri}}{T}\right) + 1}, \quad (7)$$

$$\bar{n}_{pi}(T, \mu_{ri}) = \frac{1}{\exp\left(\frac{E_{pi} + \mu_{ri}}{T}\right) + 1}.$$

Then, the number density is given by:

$$\rho_i = \frac{3}{\pi^2} \int_0^\Lambda p^2 [n_{pi}(T, \mu_{ri}) - \bar{n}_{pi}(T, \mu_{ri})] dp. \quad (8)$$

To get the EOS for the asymmetric matter in quark stars, we take the chemical equilibrium into account. The chemical equilibrium and electric neutrality for the two-flavor quark matter are:

$$\begin{cases} \mu_d &= \mu_u + \mu_e, \\ \frac{2}{3}\rho_u &= \frac{1}{3}\rho_d + \rho_e. \end{cases} \quad (9)$$

Combining Eqs. (5-9), we get the relations between densities of u,d quarks and the chemical potential of the equilibrium system. This results with $\alpha = 0.55, 0.65, 0.75$ are shown in Fig. 1. It can be seen from Fig. 1 that no matter how much the α is, the number density of quarks jumps from zero to a starting point roughly at the same chemical potential. This is a model-independent result proposed by Ref. [39]. It is proved, based on a universal argument, that when the chemical potential μ is smaller than a value μ_0 , the quark-number density vanishes identically.

By definition, the pressure of the system at zero temperature is [40, 41]:

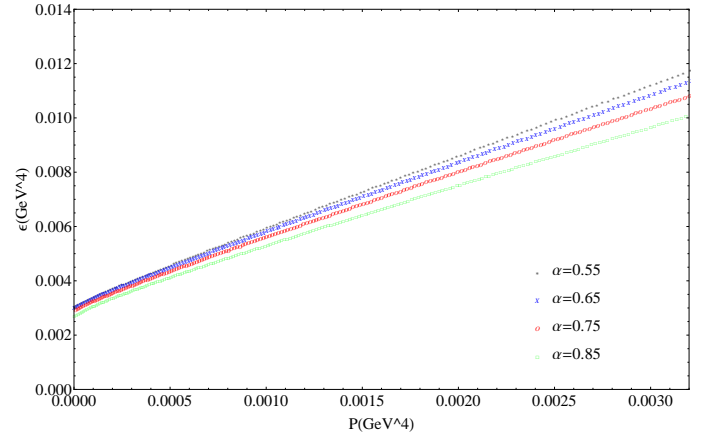


FIG. 2: Several EOSs with $\alpha = 0.55, 0.65, 0.75, 0.85$. With a fixed negative pressure of vacuum, the stiffness of EOS increases along with α .

$$P(\mu_u, \mu_d) = P(\mu = 0) + \int_0^{\mu_u} \rho_u(\mu_u, 0) d\mu_u + \int_0^{\mu_d} \rho_d(\mu_u, \mu_d) d\mu_d. \quad (10)$$

Here, $P(\mu = 0) = -B$ is the pressure of vacuum, the negative pressure of vacuum at zero chemical potential. This is a model-dependent phenomenological parameter, according to Refs. [31, 42, 43]. From the equations of pressure and number densities, as is shown in Fig. 2, we can get the EOS [44, 45]:

$$\epsilon = -P + \sum_i \mu_i \rho_i. \quad (11)$$

III. MASS-RADII RELATION OF QUARK STARS

As is pointed out in Ref. [28], the chiral phase transition becomes a crossover if α is greater than 0.71, and $\mu_c = 400$ MeV and 600 MeV is roughly corresponding to $\alpha = 0.92$ and 1.04. So, we calculate the Mass-radial relations of quark stars with $\alpha = 0.55, 0.65, 0.75, 0.85$ and 0.95 respectively to show all possible situations. The mass-radial relation can be obtained by solving the TOV equation:

$$\begin{aligned} \frac{dP(r)}{dr} &= -\frac{(\epsilon + P)(M + 4\pi r^3 P)}{r(r - 2M)}, \\ \frac{dM(r)}{dr} &= 4\pi r^2 \epsilon. \end{aligned} \quad (12)$$

To show the influence of α on the phase transition and stiffness of the EOS, several results with different values

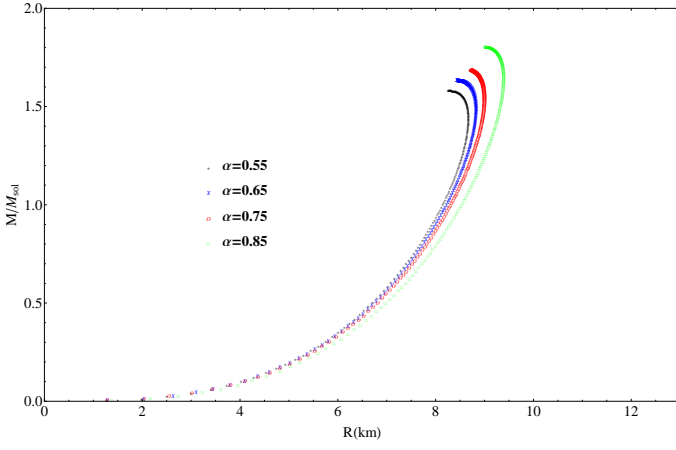


FIG. 3: Mass-radii relations are exhibited with $\alpha = 0.55, 0.65, 0.75, 0.85$. The maximum mass increases with α . Masses are scaled by the mass of sun: M_{sol} .

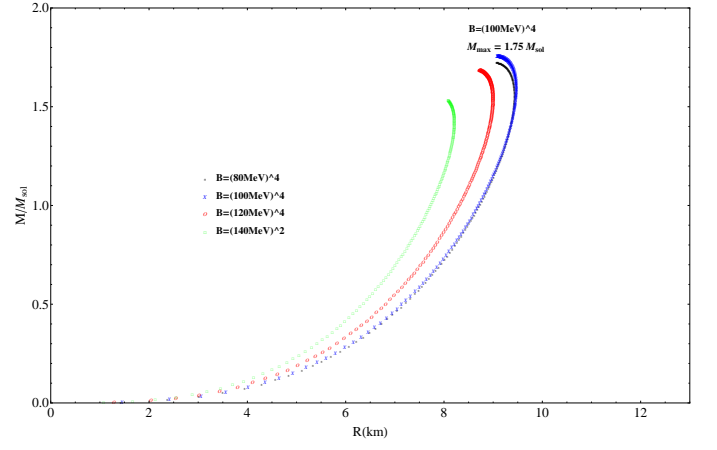


FIG. 5: Mass-radii relations are exhibited with $B = (80 \text{ MeV})^4, (100 \text{ MeV})^4, (120 \text{ MeV})^4, (140 \text{ MeV})^4$. Here the maximum mass is $1.75 M_{sol}$.

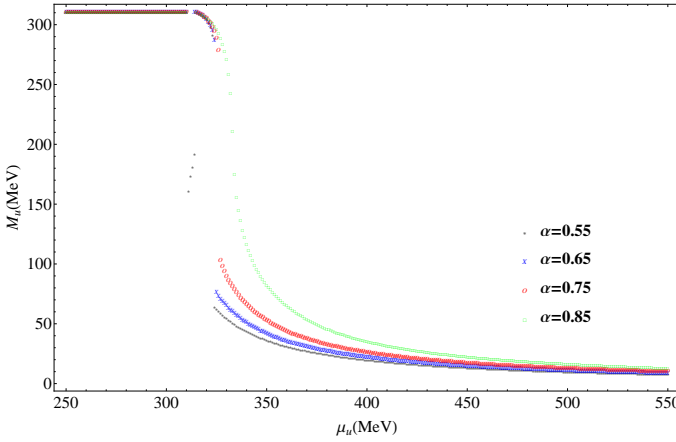


FIG. 4: Constituent u quark mass as a function of u quark chemical potential. $\alpha = 0.55, 0.65, 0.75, 0.85$.

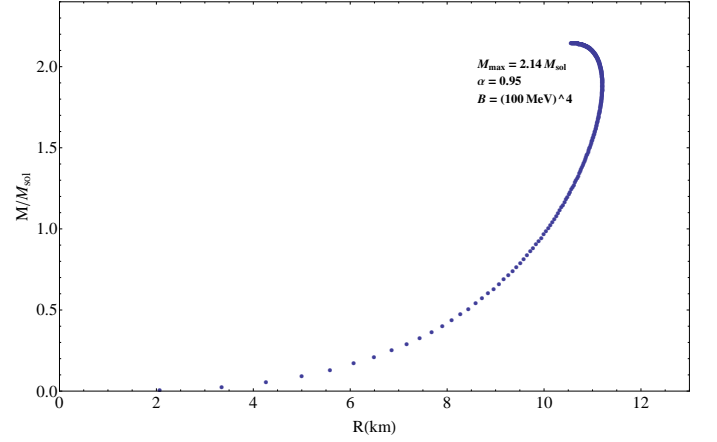


FIG. 6: A mass-radius relation where the maximum mass can reach $2.14 M_{sol}$. $\alpha = 0.95$, $B = (100 \text{ MeV})^4$.

of α are compared in Fig. 3 while B is fixed. Also, in Fig. 4, the constituent u quark mass is plotted to roughly indicate the transition of constituent quark masses.

As α increases, both μ_c and the stiffness of our EOS increase. They increase rapidly after α is greater than 0.71, the point where the chiral phase transition becomes a crossover. Just as what we have pointed out, if μ_c is small, dressed quarks will lose their dynamical mass, and the quark mass gradually become bare quark mass at an early stage because of the chiral restoration. This is in conflict with what we expected. However, in our modified NJL model, if α is greater, the point where constituent quarks lose their mass will be postponed, and the stiffness of our EOS will also increase. To explore the effects of the negative pressure of vacuum, mass-radii relations with different values of B are exhibited in Fig. 5.

From Fig. 5 we can see that the maximum mass of the quark star doesn't increase with B monotonically.

It reaches a maximum value at $B = (100 \text{ MeV})^4$. Of course, the corresponding value of B will also change with α . So, by manipulating the combination of B and α slightly, we can promote the stiffness of our EOS greatly and construct a two-solar-mass quark star. In other words, the parameter space of our model is constrained by the observed maximum mass. Take Fig. 6 as a representative example.

In a recent observation, a super massive neutron star with about 2.17 times of solar mass at 68.3% credibility is reported in Ref. [4]. This value is also the upper limit on neutron star mass given by a study combining electromagnetic and gravitational wave information on the binary neutron star merger GW170817 [46]. In Fig. 6, the mass-radius relation is plotted with the parameter set: $\alpha = 0.95$ and $B = (100 \text{ MeV})^4$, and the maximum mass is 2.14 times of solar mass. This is in accordance

with the recent super massive neutron star and the mass constraint from GW170817, and the critical chemical potential becomes 400 MeV. Besides, when the rotation of the quark star is taken into consideration, the value of the maximum mass is roughly 10% – 20% higher than the non-rotating case [47].

IV. SUMMARY AND DISCUSSION

As astronomy observations are accumulating, a reliable EOS to describe the cold condensed matter in compact stars is desirable to astronomers. In our model, a parameter α used to reflect the weight of different interaction channels. This parameter can influence the nature of EOS greatly. In this paper, different results with different α are compared. If α is 0.5, our model reduces to the normal mean field approximation model in Ref. [38]. However in this work we find that as α increases, the critical chemical potential μ_c increases, the chiral phase transition becomes a crossover and the stiffness of EOS can increase greatly to support a two-solar-mass pure quark star. This cannot be realized if α is treated naively as a constant 0.5. So, our conclusions are: 1. The stiffness of our EOS for quark matter will be influenced greatly if the critical chemical potential is increased when a greater α is introduced. 2. The existence of two-flavor quark stars cannot be ruled out from the observation of neutron star maximum mass.

Finally some prospects for further studies are given here: First, it should be pointed out that in our modified NJL model, the three-momentum cutoff is applied to all the integrals. So, to get a reliable result, the chemical potential of quarks cannot be greater than the cutoff. This means the chemical potential in the center of the quark star cannot be too high, and because of this we abandon the result with an α greater than 0.95. But this constraint will disappear if a better regularization scheme is introduced in our model. Second, only two-flavor quark stars are discussed in this paper while strange quark matter EOS can also be obtained

by performing the same routine, which can be compared with this model. Third, Although, in this paper, only the maximum mass of neutron stars is discussed because it is the most reliable and accurate data that can be extracted from astronomy observations. Other properties such as the tidal deformability from GW170817 can also be utilized to constrain the parameter space in our model. However, the constraints from tidal deformability are relatively softer. For example, the upper limit on the tidal deformability is often associated with the upper limit on the radius of a 1.4-solar-mass neutron star. The results from recent three works are $R \leq 13.76 \text{ km}$, $R \leq 13.6 \text{ km}$, and $8.9 \text{ km} \leq R \leq 13.76 \text{ km}$ respectively [48–50]. When α is 0.95, the maximum mass of our pure quark star is $2.14 M_{\text{sol}}$ and the radius of a 1.4-solar-mass quark star is 10.8 km . This result meets all the observations above quite well. Besides the observed gravitational-wave signal from the neutron star merger GW170817, further gravitational-wave data will be available in the near future. In the recent general-relativistic simulation of merging neutron stars including quarks at finite temperatures, the authors in Ref. [51] point out that the post-merger gravitational-wave spectrum can identify the phase transition from hadronic matter to quark matter during the process of the neutron star merger. So, Further constraints from both experiments and observations are necessary.

Acknowledgments

This work is supported in part by the National Natural Science Foundation of China (under Grants No. 11475085, No. 11535005, No. 11690030, and No.11873030), the Strategic Priority Research Program of the Chinese Academy of Sciences Multi-waveband Gravitational Wave Universe (Grant No. XDB23040000), the National Major state Basic Research and Development of China (Grant No. 2016YFE0129300).

-
- [1] P. Demorest, T. Pennucci, S. M. Ransom, M. S. E. Roberts and J. W. T. Hessels, *Nature* 467, 1081-3 (2010).
 - [2] J. Antoniadis et al, *Science* 340, 1233232 (2013).
 - [3] E. Fonseca et al, *Astrophys. J.* 832, 167 (2016).
 - [4] H. Thankful Cromartie et al, arXiv:1904.06759.
 - [5] B. P. Abbott et al, *Phys. Rev. Lett.* 119, 161101 (2017).
 - [6] H. Gao, Z. Cao, S. Ai, B. Zhang, *Astrophys. J. Lett.* 851, L45 (2017).
 - [7] A. Bauswein, O. Just, H.-T. Janka, N. Stergioulas, *Astrophys. J. Lett.* 850, L34 (2017).
 - [8] J.-E. Christian, A. Zacchi, and J. Schaffner-Bielich, *Phys. Rev. D* 99, 023009 (2018).
 - [9] A. Bauswein et al, arXiv:1904.01306.
 - [10] G. Baym et al, *Rep. Prog. Phys.* 81, 056902 (2018).
 - [11] G. Baym, S. A. Chin, *Phys. Lett. B* 62, 241-4 (1976).
 - [12] M. Buballa, *Phys. Rep.* 407, 205-376 (2005).
 - [13] S. Benić, D. Blaschke, D. E. Alvarez-Castillo, T. Fischer, S. Typel, *Astron. Astrophys.* 577, A40 (2015).
 - [14] D. Alvarez-Castillo, S. Benić, D. Blaschke, S. Han, S. Typel, *Eur. Phys. J. A* 52, 232 (2016).
 - [15] T. Kojo, P. D. Powell, Y. Song, and G. Baym, *Nucl. Phys. A* 956, 821 (2016).
 - [16] K. Fukushima, T. Kojo, *Astrophys. J.* 817, 180 (2016).
 - [17] M. Asakawa and K. Yazaki, *Nucl. Phys. A* 504, 668 (1989).
 - [18] M. Buballa, *Physics Reports* 407, 205 (2005).
 - [19] Y.-L. Du, Z.-F. Cui, Y.-H. Xia, and H.-S. Zong, *Phys. Rev. D* 88, 114019 (2013).
 - [20] Z.-F. Cui, S.-S. Xu, B.-L. Li, A. Sun, J.-B. Zhang, and H.-S. Zong, *Eur. Phys. J. C* 78, 770 (2018).

- [21] S. S. Avancini, V. Dexheimer, R. L. S. Farias, V. S. Timoteo, Phys. Rev. C 97, 035207 (2018).
- [22] C.-M. Li, P.-L. Yin, and H.-S. Zong, Phys. Rev. D 99, 076006 (2019).
- [23] J. O. Andersen and M. Strickland, Phys. Rev. D 66, 105001 (2002).
- [24] Y. Jiang, H. Chen, W. M. Sun, and H.-S. Zong, J. High Energ. Phys. (2013) 2013:14.
- [25] C. Shi, Y.-L. Wang, Y. Jiang, Z.-F. Cui, and H.-S. Zong, JHEP. 07, 014 (2014).
- [26] C. Shi, Y.-L. Du, S.-S. Xu, X.-J. Liu, and H.-S. Zong, Phys. Rev. D 93, 036006 (2016).
- [27] S.-S. Xu, Z.-F. Cui, A. Sun, and H.-S. Zong, J. Phys. G. 45, 105001 (2018).
- [28] F. Wang, Y.-K. Cao, Y.-H. Xia, H.-S. Zong, arXiv:1901.05601.
- [29] M. Fortin, C. Providencia, A. R. Raduta, F. Gulminelli, J. L. Zdunik, P. Haensel, M. Bejger, Phys. Rev. C 94, 03580 (2016).
- [30] C.-M. Li, Y. Yan, J.-J. Geng, Y.-F. Huang, and H.-S. Zong, Phys. Rev. D 98, 083013 (2018).
- [31] C.-M. Li, J.-L. Zhang, Y. Yan, Y.-F. Huang, and H.-S. Zong, Phys. Rev. D 97, 103013 (2018).
- [32] Z. Bai and Y.-X. Liu, arXiv:1903.12336.
- [33] N. Itoh, Prog. Theor. Phys. 44, 291 (1970).
- [34] E. Witten, Phys. Rev. D 30, 272 (1984).
- [35] A. Chodos, R. L. Jaffe, K. Johnson, C. B. Thorn, V. F. Weisskopf, Phys. Rev. D 9, 3471 (1974).
- [36] B.-L. Li, Z.-F. Cui, Z.-H. Yu, Y. Yan, S. An, and H.-S. Zong, Phys. Rev. D 99, 043001 (2019).
- [37] B. Holdom, J. Ren, C. Zhang, Phys. Rev. Lett. 120, 222001 (2018).
- [38] S. P. Klevansky, Rev. Mod. Phys. 64, 649 (1992).
- [39] M. A. Halasz, A. D. Jackson, R. E. Shrock, M. A. Stephanov, and J. J. M. Verbaarschot, Phys. Rev. D 58, 096007 (1998).
- [40] H.-S. Zong and W.-M. Sun, Phys. Rev. D 78, 054001 (2008).
- [41] H.-S. Zong and W.-M. Sun, Int. J. Mod. Phys. A 23, 3591 (2008).
- [42] G. Song, W. Enke, and L. Jiarong, Phys. Rev. D 46, 3211 (1992).
- [43] D. Lu, K. Tsushima, A. Thomas, A. Williams, and K. Saito, Nucl. Phys. A 634, 443 (1998).
- [44] Y. Yan, J. Cao, X.-L. Luo, W.-M. Sun, and H. Zong, Phys. Rev. D 86, 114028 (2012).
- [45] O. G. Benvenuto and G. Lugones, Phys. Rev. D 51, 1989 (1995).
- [46] B. Margalit and B. D. Metzger, Astrophys. J. Lett. 850, L19 (2017).
- [47] A. Li, B. Zhang, N.-B. Zhang, H. Gao, B. Qi, T. Liu, Phys. Rev. D 94, 083010 (2016).
- [48] F. J. Fattoyev, J. Piekarewicz, C. J. Jorowitz, Phys. Rev. Lett. 120, 172702 (2018).
- [49] E. Annala, T. Gorda, A. Kurkela, A. Vuorinen, Phys. Rev. Lett. 120, 172703 (2018).
- [50] S. De, D. Finstad, J. M. Lattimer, D. A. Brown, E. Berger, C. M. Biwer, Phys. Rev. Lett. 121, 091102 (2018).
- [51] Elias R. Most, L. Jens Papenfort, V. Dexheimer, M. Hanauske, S. Schramm, H. Stöcker, L. Rezzolla, Phys. Rev. Lett. 122, 061101 (2019).