

BERTSCORE: Evaluating Text Generation with BERT

Tianyi Zhang^{†*}, Varsha Kishore^{‡*}, Felix Wu^{‡*}, Kilian Q. Weinberger[‡], and Yoav Artzi^{‡§}

[‡]Department of Computer Science and [§]Cornell Tech, Cornell University
{vk352, fw245, kilian}@cornell.edu {yoav}@cs.cornell.edu

[†]ASAPP Inc.
tzhang@asapp.com

Abstract

We propose BERTSCORE, an automatic evaluation metric for text generation. Analogous to common metrics, BERTSCORE computes a similarity score for each token in the candidate sentence with each token in the reference. However, instead of looking for exact matches, we compute similarity using contextualized BERT embeddings. We evaluate on several machine translation and image captioning benchmarks, and show that BERTSCORE correlates better with human judgments than existing metrics, often significantly outperforming even task-specific supervised metrics.

1 Introduction

Automatic evaluation of natural language generation, for example in machine translation and caption generation, requires comparing candidate sentences to annotated references. The goal is to evaluate the semantic equivalence of the candidates and references. However, common methods rely on surface-form similarity only. For example, BLEU (Papineni et al., 2001), the most common machine translation metric, simply counts n -gram overlap between the candidate and the annotated reference. While this provides a simple and general measure, it fails to capture much of the lexical and compositional diversity of natural language.

In this paper, we focus on sentence-level generation evaluation, and introduce BERTSCORE, an evaluation metric based on pre-trained BERT contextual embeddings (Devlin et al., 2019). BERTSCORE computes the similarity between two sentences as a weighted aggregation of cosine similarities between their tokens.

BERTSCORE addresses three common pitfalls in n -gram based methods (Banerjee and Lavie, 2005). First, n -gram based methods use exact

string matching (e.g. in BLEU) or define a cascade of matching heuristics (e.g. in METEOR (Banerjee and Lavie, 2005)), and fail to robustly match paraphrases. For example, given the reference *people like foreign cars*, metrics like BLEU or METEOR incorrectly give a higher score to *people like visiting places abroad* compared to *consumers prefer imported cars*. This is because the metrics fail to correctly identify paraphrased words. This leads to underestimation of performance, when semantically-correct phrases are penalized because they differ from the surface form of the reference sentence. In contrast to string matching, we compute cosine similarity using contextualized token embeddings, which have been shown as effective for paraphrase detection (Devlin et al., 2019). A second problem is the lack of distinction between tokens that are important or unimportant to the sentence meaning. For example, given the reference *a child is playing*, both *the child is playing* and *a child is singing* will get the same BLEU score. This often leads to performance overestimation, especially in models with robust language models that correctly generate function words. Instead of treating all tokens equally, we introduce a simple importance weighting scheme to emphasize words of higher significance to sentence meaning. Finally, n -gram models fail to capture distant dependencies and penalize semantically-critical ordering changes (Isozaki et al., 2010). For example, given a small window, BLEU will only mildly penalize swapping of cause and effect (e.g. *A because B* instead of *B because A*), especially when the arguments A and B are long phrases. In contrast, contextualized embeddings are trained to effectively capture distant dependencies and ordering in all the involved token embeddings.

We experiment with BERTSCORE on machine translation and image captioning tasks using multiple systems by correlating BERTSCORE and re-

*Equal contribution.

lated metrics to available human judgments. Our experiments demonstrate that BERTSCORE correlates highly with human evaluations of the quality of machine translation and image captioning systems. In machine translation, BERTSCORE correlates better with segment-level human judgment than existing metrics on the common WMT17 benchmark (Bojar et al., 2017), including outperforming metrics learned specifically for this dataset. We also show that BERTSCORE is well correlated with human annotators for image captioning, surpassing SPICE, a popular task-specific metric (Anderson et al., 2016), on the twelve 2015 COCO Captioning Challenge participating systems (Lin et al., 2014). Finally, we test the robustness of BERTSCORE on the adversarial paraphrase dataset PAWS (Zhang et al., 2019), and show that it is more robust to adversarial examples than other metrics. BERTSCORE is available at github.com/Tiiiger/bert_score.

2 Existing Text Generation Evaluation Metrics

Natural language text generation is commonly evaluated against annotated reference sentences. Given reference sentence x and an candidate sentence \hat{x} , a generation evaluation metric is a function $f(x, \hat{x}) \in \mathbb{R}$ that maps x and \hat{x} to a real number. The goal is to give sentences that are preferred by human judgments higher scores relatively. Existing metrics can be broadly categorized into n -gram matching metrics, embedding-based metrics, and learned metrics.

2.1 n -gram Matching Approaches

The most commonly used metrics for text generation count the number of n -grams ($n \geq 1$) that occur in the reference x and candidate \hat{x} . In general, the higher the n -gram order is, the more the metric is able to capture word order, but also becomes more restrictive and constrained to the exact form of the reference.

Formally, let S_x^n and $S_{\hat{x}}^n$ be the lists of n -grams ($n \in \mathbb{Z}_+$) in the reference x and candidate \hat{x} sentences. The number of n -gram matches is

$$\sum_{w \in S_{\hat{x}}^n} \mathbb{I}[w \in S_x^n],$$

where $\mathbb{I}[\cdot]$ is an indicator function. The precision

and recall are

$$\text{Exact-P}_n = \frac{\sum_{w_i \in S_{\hat{x}}^n} \mathbb{I}[w_i \in S_x^n]}{|S_{\hat{x}}^n|}$$

$$\text{Exact-R}_n = \frac{\sum_{w_i \in S_x^n} \mathbb{I}[w_i \in S_{\hat{x}}^n]}{|S_x^n|}.$$

Several popular metrics build upon one or both of these exact matching scores.

BLEU The most widely used metric in machine translation is BLEU (Papineni et al., 2001), which includes three modifications to Exact-P_{*n*}. First, each n -gram in the reference can only be matched at most once. For example, if x is *the sooner the better* and \hat{x} is *the the the*, only two words in \hat{x} are matched for $n = 1$ instead of all three words. Second, BLEU is designed as a corpus-level metric, where a set of reference-candidate pairs is evaluated as a group. The number of exact matches is accumulated for all pairs and divided by the total number of n -grams in all candidate sentences. Finally, BLEU introduces a brevity penalty to penalize when this total number of n -grams across all candidate sentences is low. Typically, BLEU is computed for various values of n (e.g. $n = 1, 2, 3, 4$) that are averaged geometrically. A smoothed variant, SENTBLEU (Koehn et al., 2007) is computed on a sentence level. In contrast to BLEU, BERTSCORE is not restricted to maximum n -gram length, but instead relies on contextualized embeddings that are able to capture dependencies of unbounded length.

METEOR METEOR (Banerjee and Lavie, 2005) computes Exact-P₁ and Exact-R₁ while allowing backing-off from exact unigram matching to matching word stems, synonyms, and paraphrases. For example, *running* may match *run* if not exact match is possible. These non-exact matches use external stemmer, synonym lexicon, and paraphrase table. The computation uses beam search to minimize the number of matched chunks (consecutive word unigram matches). METEOR 1.5 (Denkowski and Lavie, 2014) distinguishes between content and function words, and assigns weights their importance differently. It also applies importance weighting to different matching types, including exact unigrams, stems, synonyms, and paraphrases. These parameters are tuned to maximize correlation with human judgments. Because METEOR requires external re-

sources, only five languages are fully supported with the full feature set, including either synonym or paraphrase matching, and eleven are partially supported. Similar to METEOR, BERTSCORE is designed to allow relaxed matches. But instead of relying on external resources, BERTSCORE takes advantage of BERT embeddings that are trained on large amounts of raw text and can be easily created for new languages. BERTSCORE also incorporates importance weighting, which is estimated from simple corpus statistics. In contrast to ROUGE, BERTSCORE does not require any tuning process to maximize correlations with human judgments.

Other Related Metrics NIST (Doddington, 2002) is a revised version of BLEU that weighs each n -gram differently and also introduces an alternative brevity penalty. CHRf (Popović, 2015) compares character n -grams, $n \leq 6$ in the reference and candidate sentences. CHRf++ (Popović, 2017) extends CHRf to include word bigram matching. PER (Tillmann et al., 1997), WER (Klakov and Peters, 2002), CDER (Leusch et al., 2006), TER (Snover et al., 2006), and TERP (Snover et al., 2009) are metrics based on edit distance. CIDER (Vedantam et al., 2015) is an image captioning metric that computes cosine similarity between tf-idf weighted n -grams. Finally, ROUGE (Lin, 2004) is a commonly used metric for summarization evaluation. ROUGE- n (Lin, 2004) computes Exact- R_n (usually $n = 1, 2$), while ROUGE- L is a variant of Exact- R_1 with the numerator replaced by the length of the longest common subsequence.

2.2 Embedding-based Metrics

Word embeddings (Mikolov et al., 2013; Pennington et al., 2014; Grave et al., 2018; Nguyen et al., 2017; Athiwaratkun et al., 2018) are dense representations of tokens that are learned by optimizing an objective that follow the distributional semantics candidate, where similar words are encouraged to be closer to one another in the learned space. This property has been studied for generation evaluation. MEANT 2.0 (Lo, 2017) uses pre-trained word embeddings to compute lexical similarity and exploits shallow semantic parses to evaluate structural similarity. Sharma et al. (2018) explore using average-pooling and max-pooling on word embeddings to construct sentence-level representation, which is used to compute cosine

similarity between the reference and candidate sentences. Rus and Lintean (2012) also study greedy word embedding matching. In contrast to these methods, we use contextualized embeddings, which capture the specific use of the token in the sentence and, potentially, sequence information. We do not use external tools to generate linguistic structures, and therefore our approach is relatively easily to apply to new languages. Our token-level computation allows to visualize the matching and weigh tokens differently according to their importance.

2.3 Learning Based Metrics

Learning-based metrics are usually trained to optimize correlation with human judgments. BEER (Stanojević and Sima'an, 2014) uses a regression model based on character n -grams and word bigrams. BLEND (Ma et al., 2017) employs SVM regression to combine 29 existing metrics for English. RUSE (Shimanaka et al., 2018) uses a multi-layer perceptron regressor on three pre-trained sentence embedding models. All these methods require human judgments as supervision, which are necessary for each dataset and costly to obtain. These models also face the risk of poor generalization to new domain, even within a known language and task. Instead of regressing on human judgment scores, Cui et al. (2018) train a neural model that takes an image and a caption as inputs and predicts if the caption is human-generated. One potential risk with this approach is that it is optimized to existing models, and may generalize poorly to new models. In contrast, the parameters of the BERT model underlying BERTSCORE are not optimized for any specific task. We also do not require access to images and provide an approach that applies for both text-only and multi-modal tasks.

3 BERTSCORE

Given a reference sentence x and a candidate sentence \hat{x} , we use contextual embeddings to represent the tokens, and compute a weighted matching using cosine similarity and inverse document frequency scores.

Token Representation We use BERT contextual embeddings to represent the tokens in the input sentences x and \hat{x} . In contrast to word embeddings (Mikolov et al., 2013; Pennington et al., 2014), contextual embeddings (Peters et al., 2018;

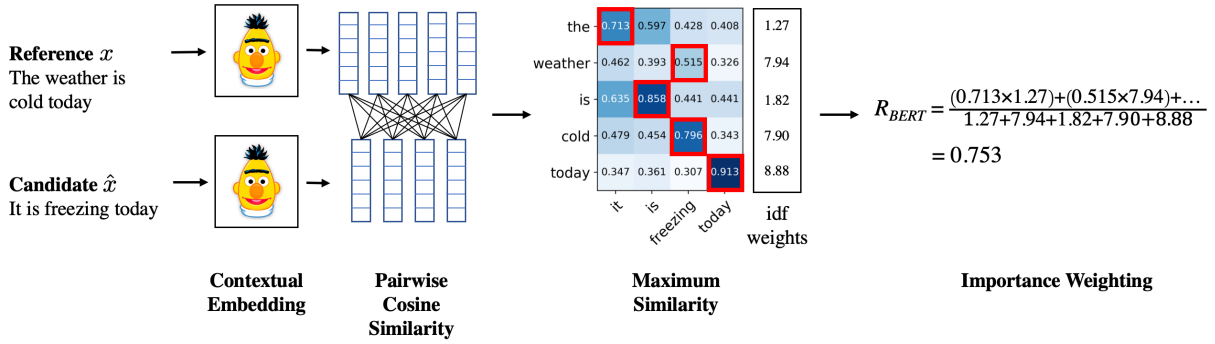


Figure 1: Illustration of the computation of the recall metric R_{BERT} . Given the reference x and candidate \hat{x} , we compute BERT embeddings and pairwise cosine similarity. We weigh the similarity measures using idf weights.

Devlin et al., 2019) provide the same word different vector representations in different sentences. BERT uses a Transformer encoder (Vaswani et al., 2017) trained on masked language modeling and next-sentence prediction tasks. Pre-trained BERT embeddings were shown to benefit various NLP tasks, including natural language inference, sentiment analysis, paraphrase detection, question answering, named entity recognition (Devlin et al., 2019), text summarization (Liu, 2019), contextual emotion detection (Huang et al., 2019), citation recommendation (Jeong et al., 2019), and document retrieval (Yang et al., 2019). The BERT model tokenizes the input text into a sequence of word pieces (Wu et al., 2016), where unknown words are split into several commonly observed sequences of characters. The contextualized embedding representation for each word piece is computed by repeatedly applying self-attention and nonlinear transformations in an alternating fashion. This process generates multiple layers of embedded representations. Following initial experiments, we use the ninth layer from the BERT_{base} model. This is consistent with recent findings showing that the intermediate BERT layers may lead to more semantically meaningful contextual embeddings than the final layer (Reimers and Gurevych, 2019; Liu et al., 2019). Appendix A studies the effect of layer choice. Given a reference x tokenized into n word pieces $\langle x_1, \dots, x_n \rangle$, BERT generates the sequence $\langle \mathbf{x}_1, \dots, \mathbf{x}_n \rangle$. Similarly, we map the tokenized candidate $\hat{x} = \langle \hat{x}_1, \dots, \hat{x}_m \rangle$ to $\langle \hat{\mathbf{x}}_1, \dots, \hat{\mathbf{x}}_m \rangle$.

Similarity Measure The vector representation enables a soft measure of similarity instead of exact string matching (Papineni et al., 2001) or

heuristics (Banerjee and Lavie, 2005). We measure the quality of matching a reference word piece \mathbf{x}_i and an candidate word piece $\hat{\mathbf{x}}_j$ using their cosine similarity:

$$\frac{\mathbf{x}_i^\top \hat{\mathbf{x}}_j}{\|\mathbf{x}_i\| \|\hat{\mathbf{x}}_j\|}$$

We use pre-normalized vectors, which reduces this calculation reduces to the inner product $\mathbf{x}_i^\top \hat{\mathbf{x}}_j$.

While this similarity computes the similarity of word pieces in isolation from the rest of the two sentences, it inherits the dependence on context from the BERT model.

Importance Weighting Previous work on such similarity measures demonstrated that rare words can be more indicative for sentence similarity than common words (Banerjee and Lavie, 2005; Vedantam et al., 2015). We incorporate importance weighting using inverse document frequency (idf) scores computed from the reference sentences in the test corpus. Given N reference sentences $\{x^{(i)}\}_{i=1}^M$, the idf of a word piece w is

$$\text{idf}(w) = -\log \left(\frac{\sum_{i=1}^M \mathbb{I}[w \in x^{(i)}]}{M} \right)$$

We do not use the full tf-idf measure because we process single sentences, where it is likely that the term frequency (tf) is 1. Because we use the reference sentences, the idf scores remain the same for all systems evaluated on a specific test set. For unknown words in the reference sentences, we apply plus-one smoothing.

BERTSCORE The complete score matches each word piece in x to a word piece in \hat{x} to compute recall, and each word piece in \hat{x} to a word piece in x to compute precision. The two combine

to compute an F1 measure. We use greedy matching to maximize the matching similarity score. In contrast to BLEU (Section 2), we identify matches using idf-weighted cosine similarity, which allows for approximate matching. For a reference x and candidate \hat{x} , the recall, precision, and F1 scores are:

$$R_{\text{BERT}} = \frac{\sum_{x_i \in x} \text{idf}(x_i) \max_{\hat{x}_j \in \hat{x}} \mathbf{x}_i^\top \hat{\mathbf{x}}_j}{\sum_{x_i \in x} \text{idf}(x_i)}$$

$$P_{\text{BERT}} = \frac{\sum_{\hat{x}_j \in \hat{x}} \text{idf}(\hat{x}_j) \max_{x_i \in x} \mathbf{x}_i^\top \hat{\mathbf{x}}_j}{\sum_{\hat{x}_j \in \hat{x}} \text{idf}(\hat{x}_j)}$$

$$F_{\text{BERT}} = 2 \frac{P_{\text{BERT}} \cdot R_{\text{BERT}}}{P_{\text{BERT}} + R_{\text{BERT}}}.$$

4 Experimental Setup

We evaluate our approach on machine translation and image captioning. We focus on correlations with human judgments.

BERT Models We use the uncased English BERT_{base} model for English tasks, BERT_{chinese} for Chinese tasks, and the cased multilingual BERT_{multi} model for other languages. Appendix A shows the effect of the BERT model choice.

Machine Translation We use the WMT17 metric evaluation dataset (Bojar et al., 2017), which contains translation systems outputs, gold reference translations, and two types of human judgment scores. Segment-level human judgments assign a score to each pair of output and reference. System-level human judgments associate each system with a single score based on all output-reference pairs in the test set. The dataset uses absolute Pearson correlation $|\rho|$ with human judgments to evaluate metric quality. We compute system-level score by averaging the BERTSCOREs for all system outputs. WMT17 includes translations from English to Czech, German, Finnish, Latvian, Russian, and Turkish, and from the same set of languages to English. We compare the performance of several popular metrics: BLEU (Papineni et al., 2001), CDER (Leusch et al., 2006), and TER (Snover et al., 2006). We also compare our correlations with state-of-the-art metrics, including METEOR++ (Guo et al., 2018), CHRf++ (Popović, 2017), BEER (Stanojević and Sima’an, 2014), BLEND (Ma et al., 2017), and RUSE (Shimanaka et al., 2018).

Image Captioning We use the human judgments of twelve submission entries from the COCO 2015 Captioning Challenge. Each participating system generates a caption for each image in the COCO validation set (Lin et al., 2014), and each image has approximately five reference captions. Following Cui et al. (2018), we compute the Pearson correlation with two system-level metrics: M1, the percentage of captions that are evaluated as better or equal to human captions and M2, the percentage of captions that are indistinguishable from human caption. We compute BERTSCORE with multiple references by scoring the candidate with each available reference and returning the highest score. We compare BERTSCORE to four task-agnostic metrics: BLEU (Papineni et al., 2001), METEOR (Banerjee and Lavie, 2005), ROUGE-L (Lin, 2004), and CIDER (Vedantam et al., 2015). We also compare with two task-specific metrics: SPICE (Anderson et al., 2016) and LEIC (Cui et al., 2018). SPICE is computed using the similarity of the scene graphs parsed from the reference and candidate captions. LEIC uses a critique network that takes an image and a caption and outputs a proxy score, predicting whether the caption is written by human.

5 Results

Machine Translation Tables 1 and 2 show segment-level and system-level correlations on to-English translations, and table 3 shows system-level correlation on from-English translations. Across most language pairs, BERTSCORE shows the highest correlations with human judgments both at the segment-level and system-level. While the recall R_{BERT} and precision P_{BERT} measures alternate as the best measure across language, the combination of them to the F1 measure F_{BERT} performs reliably across the different settings. BERTSCORE shows better correlation than RUSE, a supervised metric trained on WMT16 and WMT15 human judgment data. We also observe that idf weighting generally leads to better correlation.

Image Captioning Table 4 shows correlation results for the COCO Captioning Challenge. BERTSCORE outperforms all task-agnostic baselines by large margins. Image captioning presents a challenging evaluation scenario, and metrics based on strict n -gram matching, including BLEU

Setting	Metrics	cs-en	de-en	fi-en	lv-en	ru-en	tr-en	zh-en	Average
Unsupervised	SENTBLEU	0.435	0.432	0.571	0.393	0.484	0.538	0.512	0.481
	CHRF++	0.523	0.534	0.678	0.52	0.588	0.614	0.593	0.579
	METEOR++	0.552	0.538	0.720	0.563	0.627	0.626	0.646	0.610
Supervised	BLEND	0.594	0.571	0.733	0.594	0.622	0.671	0.66	0.635
	RUSE	0.624	0.644	0.750	0.697	0.673	0.716	0.691	0.685
Pre-trained	P_{BERT}	0.644	0.675	0.816	0.708	0.724	0.698	0.664	0.704
	R_{BERT}	0.664	0.667	0.788	0.681	0.704	0.702	0.706	0.702
	F_{BERT}	0.670	0.686	0.820	0.710	0.729	0.714	0.704	0.719
	F_{BERT} (no <i>idf</i>)	0.680	0.672	0.815	0.701	0.708	0.735	0.702	0.716

Table 1: Absolute Pearson correlations with segment-level human judgments on WMT17 to-English translations.

Setting	Metric	cs-en	de-en	fi-en	lv-en	ru-en	tr-en	zh-en	Average
Unsupervised	BLEU	0.971	0.923	0.903	0.979	0.912	0.976	0.864	0.933
	CDER	0.989	0.930	0.927	0.985	0.922	0.973	0.904	0.947
	CHRF++	0.940	0.965	0.927	0.973	0.945	0.960	0.880	0.941
	MEANT 2.0	0.926	0.950	0.941	0.970	0.962	0.932	0.838	0.931
	TER	0.989	0.906	0.952	0.971	0.912	0.954	0.847	0.933
Supervised	BEER	0.972	0.960	0.955	0.979	0.936	0.972	0.902	0.954
	BLEND	0.968	0.976	0.958	0.979	0.964	0.984	0.894	0.960
	RUSE	0.996	0.964	0.983	0.988	0.951	0.993	0.930	0.972
Pre-trained	P_{BERT}	0.981	0.941	0.998	0.993	0.939	0.984	0.888	0.961
	R_{BERT}	0.998	0.979	0.960	0.964	0.975	0.981	0.948	0.972
	F_{BERT}	0.990	0.966	0.993	0.989	0.959	0.995	0.951	0.978
	F_{BERT} (no <i>idf</i>)	0.987	0.955	0.982	0.993	0.934	0.994	0.947	0.970

Table 2: Absolute Pearson correlations with system-level human judgments on WMT17 to-English translations.

Setting	Metric	en-cs	en-de	en-lv	en-ru	en-tr	en-zh	Average
Unsupervised	BLEU	0.956	0.804	0.920	0.866	0.898	0.924	0.895
	CDER	0.968	0.813	0.930	0.924	0.957	0.983	0.929
	CHRF++	0.974	0.852	0.956	0.945	0.986	0.976	0.948
	MEANT 2.0	0.976	0.770	0.959	0.957	0.991	0.943	0.933
	TER	0.955	0.796	0.909	0.933	0.967	0.970	0.922
Supervised	BEER	0.970	0.842	0.930	0.944	0.980	0.914	0.930
Pre-trained	P_{BERT}	0.950	0.760	0.949	0.945	0.992	0.974	0.928
	R_{BERT}	0.983	0.894	0.952	0.981	0.994	0.989	0.966
	F_{BERT}	0.974	0.832	0.952	0.967	0.994	0.991	0.952
	F_{BERT} (no <i>idf</i>)	0.968	0.838	0.958	0.965	0.992	0.984	0.951

Table 3: Absolute Pearson correlations with system-level human judgments on WMT17 from-English translations.

and ROUGE, have weak correlations with human judgments. *idf* importance weighting shows significant benefits for this task, which suggests people attribute higher importance to content words. Finally, LEIC (Cui et al., 2018), remains highly competitive and outperforms all other methods. LEIC stands out from the other metrics. First, it is trained on the COCO data and is optimized for the task of distinguishing between human and generated captions. Second, it has access to the images, while all other methods observe the text only.

6 Qualitative Analysis

We study the BERTSCORE and SENTBLEU using failure cases of reference and candidate pairs from WMT16 German-to-English (Bojar et al., 2016). We rank all 560 pairs by the human score, BERTSCORE, or SENTBLEU score from most similar to least similar. Ideally, the ranks assigned by BERTSCORE and SENTBLEU should be similar to the rank assigned by the human score.

Table 5 shows examples where BERTSCORE and SENTBLEU scores disagree about the ranking for the example by a large number. We ob-

Setting	Metric	M1	M2
Task-agnostic	BLEU-1	0.124	0.135
	BLEU-2	0.037	0.048
	BLEU-3	0.004	0.016
	BLEU-4	-0.019	-0.005
	METEOR	0.606	0.594
	ROUGE-L	0.090	0.096
	CIDEr	0.438	0.440
		P_{BERT}	0.159
	R_{BERT}	0.809	0.749
	F_{BERT}	0.518	0.513
	$R_{\text{BERT}}(\text{no idf})$	0.689	0.621
Task-specific	SPICE	0.759	0.750
	LEIC	0.939	0.949

Table 4: Absolute Pearson correlation of system-level metric scores with human judgments on the 2015 COCO Captioning Challenge. Beside BERTSCORE, all correlations are cited from Cui et al. (2018). M1 is the percentage of captions that are evaluated as better or equal to human caption, and M2 is the percentage of captions that are indistinguishable from human captions.

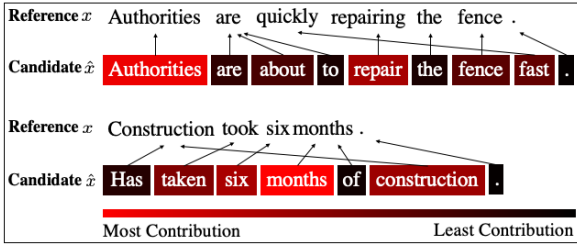


Figure 2: Word matches for each word in candidate sentence for Example 4 (Table 5). We color-code the contributions of each word in P_{BERT} .

serve that BERTSCORE is effectively able to capture synonyms and changes in word order. For example, in the first pair, the reference and candidate sentences are almost identical except that the candidate replaces *opinion in Hungry* with *Hungarian view* and switches the order of “ and *a*. While BERTSCORE ranks the pair relatively high, SENTBLEU ranks the pair as dissimilar possibly because it cannot match the synonyms and is sensitive to the small changes in the order of words. The fifth pair shows a set of changes that preserve the semantic meaning: replacing *to cut* with *will reduce* and swapping the order of *30,000* and *jobs*. BERTSCORE ranks the candidate translation similar to the human judgment, whereas SENTBLEU ranks it much lower. We also see that SENTBLEU potentially over-rewards *n*-grams overlap, even when phrases are used very differently. In the sixth pair, both the candidate and the refer-

ence contain *the human dignity of the man*. Yet the two sentences convey very different meaning. BERTSCORE agrees with the human judgment and assigns a low rank to the pair. In contrast, SENTBLEU considers the pair as relatively similar because the reference and the candidate sentences have significant word overlap.

Because BERTSCORE relies on explicit alignments, it is easy to visualize the word matching to better understand the resulting score. Figure 2 visualizes the BERTSCORE matching of two pairs from Table 5. The coloring in the figure visualizes the amount of contribution of each token to the overall score, including both the idf score and the cosine similarity. In both examples, function words such as *are*, *to*, and *of*, contribute less to the overall similarity score.

7 Robustness Analysis

We test the robustness of BERTSCORE using adversarial paraphrase classification. We use the Quora Question Pair corpus (QQP; Shankar Iyer and Csernai.) and the Paraphrase Adversaries from Word Scrambling dataset (PAWS; Zhang et al., 2019). Both datasets contain pairs of sentences labeled to indicate whether they are paraphrases or not. Positive examples in QQP are real duplicated questions, while negative examples are generated from related, but different questions. Sentence pairs in PAWS are generated through word swapping. For example, in PAWS, *Flights from New York to Florida* may be changed to *Flights from Florida to New York* and a good classifier should identify that these two sentences are not paraphrases. PAWS includes two parts PAWS_{QQP}, which is based on the QQP data, and PAWS_{Wiki}. Table 6 shows the area under ROC curve for existing models and automatic metrics.

We observe that supervised classifiers trained on QQP perform even worse than random guess on PAWS_{QQP}, i.e. these models believe that the adversarial examples are more likely to be paraphrases. When adversarial examples are provided in training, state-of-the-art models like DIIN (Gong et al., 2018) and fine-tuned BERT are able to identify the adversarial examples but their performance still decreases significantly from their performance on QQP.

We study the effectiveness of automatic metrics for paraphrase detection without any training data. We use the PAWS_{QQP} development set

Case		Sentences	Ranks (out of 560)
$F_{\text{BERT}} > \text{SENTBLEU}$	1.	x : According to opinion in Hungary, Serbia is “a safe third country”. \hat{x} : According to Hungarian view, Serbia is a “safe third country.”	Human: 23 F_{BERT} : 100 SENTBLEU: 465
	2.	x : At same time Kingfisher is closing 60 B&Q outlets across the country \hat{x} : At the same time, Kingfisher will close 60 B & Q stores nationwide	Human: 38 F_{BERT} : 201 SENTBLEU: 530
	3.	x : Construction took six months. \hat{x} : Has taken six months of construction.	Human: 243 F_{BERT} : 230 SENTBLEU: 549
	4.	x : Authorities are quickly repairing the fence. \hat{x} : Authorities are about to repair the fence fast.	Human: 205 F_{BERT} : 193 SENTBLEU: 491
	5.	x : Hewlett-Packard to cut up to 30,000 jobs \hat{x} : Hewlett-Packard will reduce jobs up to 30,000	Human: 119 F_{BERT} : 168 SENTBLEU: 441
$\text{SENTBLEU} > F_{\text{BERT}}$	6.	x : In their view the human dignity of the man had been violated. \hat{x} : Look at the human dignity of the man injured.	Human: 500 F_{BERT} : 523 SENTBLEU: 115
	7.	x : A good prank is funny, but takes moments to reverse. \hat{x} : A good prank is funny, but it takes only moments before he becomes a boomerang.	Human: 495 F_{BERT} : 487 SENTBLEU: 152
	8.	x : For example when he steered a shot from Ideye over the crossbar in the 56th minute. \hat{x} : So, for example, when he steered a shot of Ideye over the latte (56th).	Human: 516 F_{BERT} : 498 SENTBLEU: 185
	9.	x : I will put the pressure on them and onus on them to make a decision. \hat{x} : I will exert the pressure on it and her urge to make a decision.	Human: 507 F_{BERT} : 460 SENTBLEU: 220
	10.	x : Contrary to initial fears, however, the wound was not serious. \hat{x} : Contrary to initial fears, he remained without a serious Blessur.	Human: 462 F_{BERT} : 481 SENTBLEU: 256

Table 5: Examples sentences where the ranks of similarity assigned by SENTBLEU and F_{BERT} differ significantly on WMT16 German-to-English reference candidate pairs. x : gold reference, \hat{x} : candidate outputs of MT systems. The sentences are ranked by the similarity, *i.e.* rank 1 is the most similar pair assigned by a score. An ideal metric should rank similarly as humans.

Type	Method	QQP	PAWS _{QQP}
Trained on QQP (supervised)	DecAtt	0.939*	0.263
	DIIN	0.952*	0.324
	BERT	0.963*	0.351
Trained on QQP + PAWS _{QQP} (supervised)	DecAtt	-	0.511
	DIIN	-	0.778
	BERT	-	0.831
Metric (unsupervised)	BLEU-1	0.737	0.402
	BLEU-2	0.720	0.548
	BLEU-3	0.712	0.527
	BLEU-4	0.707	0.527
	METEOR	0.755	0.532
	ROUGE-L	0.740	0.536
	CHRF++	0.577	0.608
Metric (pre-trained)	P_{BERT}	0.752	0.664
	R_{BERT}	0.765	0.666
	F_{BERT}	0.770	0.664

Table 6: Area under ROC curve (AUC) on QQP and PAWS_{QQP} datasets. BERTSCORE is more robust to the adversarial paraphrase example. The scores of trained DecATT (Parikh et al., 2016), DIIN (Gong et al., 2018), and fine-tuned BERT are reported by Zhang et al. (2019). *: score on the held out test set of QQP.

which contains 667 sentences. For QQP, we use the first 5000 sentences in the training set instead because the test labels are not available. We treat the first sentence as the reference and the sec-

ond sentence as the candidate. We expect that pairs with higher score are more likely to be paraphrases. Most metrics have decent performance on QQP, but show a significant performance drop on PAWS_{QQP}, almost down to chance performance. This suggests these metrics fail to distinguish the harder adversarial examples. In contrast, the performance of BERTSCORE drops only slightly, which demonstrates that it is more robust than the other metrics.

8 Conclusion

We propose BERTSCORE, a new metric for evaluating generated text against gold standard references. Our experiments on common benchmarks demonstrate that BERTSCORE achieves better correlation than common metrics, such as BLEU or METEOR. Our analysis illustrates the potential of BERTSCORE to resolve some of the limitations of these commonly used metrics, especially on challenging adversarial examples. BERTSCORE is purposely designed to be simple, interpretable, task agnostic, and easy to use. The code for BERTSCORE is available at github.com/Tiiiger/bert_score.

Acknowledgement

This research is supported in part by grants from the National Science Foundation (III-1618134, III-1526012, IIS1149882, IIS-1724282, and TRIPODS-1740822), the Office of Naval Research DOD (N00014-17-1-2175), and the Bill and Melinda Gates Foundation, SAP, Zillow and Facebook Research. We thank Graham Neubig, Tianze Shi, Yin Cui, and Guandao Yang for their insightful comments.

References

- Peter Anderson, Basura Fernando, Mark Johnson, and Stephen Gould. 2016. Spice: Semantic propositional image caption evaluation. In *ECCV*.
- Ben Athiwaratkun, Andrew Wilson, and Anima Anandkumar. 2018. Probabilistic fasttext for multi-sense word embeddings. In *ACL*, pages 1–11.
- Satanjeev Banerjee and Alon Lavie. 2005. Meteor: An automatic metric for mt evaluation with improved correlation with human judgments. In *IEEValuation@ACL*.
- Ondřej Bojar, Yvette Graham, and Amir Kamran. 2017. Results of the wmt17 metrics shared task. In *Proceedings of the Conference on Machine Translation (WMT): Volume 2, Shared Task Papers*, volume 2, pages 489–513.
- Ondřej Bojar, Yvette Graham, Amir Kamran, and Miloš Stanojević. 2016. Results of the wmt16 metrics shared task. In *Proceedings of the First Conference on Machine Translation: Volume 2, Shared Task Papers*, volume 2, pages 199–231.
- Yin Cui, Guandao Yang, Andreas Veit, Xun Huang, and Serge J. Belongie. 2018. Learning to evaluate image captioning. *CVPR*, pages 5804–5812.
- Michael Denkowski and Alon Lavie. 2014. Meteor universal: Language specific translation evaluation for any target language. In *Proceedings of the Ninth Workshop on Statistical Machine Translation*, pages 376–380, Baltimore, Maryland, USA. Association for Computational Linguistics.
- Jacob Devlin, Ming-Wei Chang, Kenton Lee, and Kristina Toutanova. 2019. Bert: Pre-training of deep bidirectional transformers for language understanding. In *NAACL-HLT*.
- George Doddington. 2002. Automatic evaluation of machine translation quality using n-gram co-occurrence statistics. In *HLT*, pages 138–145. Morgan Kaufmann Publishers Inc.
- Jonas Gehring, Michael Auli, David Grangier, Denis Yarats, and Yann N Dauphin. 2017. Convolutional sequence to sequence learning. In *ICML*.
- Yichen Gong, Heng Luo, and Jian Zhang. 2018. Natural language inference over interaction space. In *ICLR*.
- Edouard Grave, Piotr Bojanowski, Prakhar Gupta, Armand Joulin, and Tomas Mikolov. 2018. Learning word vectors for 157 languages. *arXiv preprint arXiv:1802.06893*.
- Yinuo Guo, Chong Ruan, and Junfeng Hu. 2018. Meteor++: Incorporating copy knowledge into machine translation evaluation. In *Proceedings of the Third Conference on Machine Translation, Volume 2: Shared Task Papers*, pages 753–758, Belgium, Brussels. Association for Computational Linguistics.
- Chenyang Huang, Amine Trabelsi, and Osmar R Zaiane. 2019. Ana at semeval-2019 task 3: Contextual emotion detection in conversations through hierarchical lstms and bert. *arXiv preprint arXiv:1904.00132*.
- Hideki Isozaki, Tsutomu Hirao, Kevin Duh, Katsuhito Sudoh, and Hajime Tsukada. 2010. Automatic evaluation of translation quality for distant language pairs. In *EMNLP*.
- Chanwoo Jeong, Sion Jang, Hyuna Shin, Eunjeong Park, and Sungchul Choi. 2019. A context-aware citation recommendation model with bert and graph convolutional networks. *arXiv preprint arXiv:1903.06464*.
- Dietrich Klakow and Jochen Peters. 2002. Testing the correlation of word error rate and perplexity. *Speech Communication*, 38(1-2):19–28.
- Philipp Koehn, Hieu Hoang, Alexandra Birch, Chris Callison-Burch, Marcello Federico, Nicola Bertoldi, Brooke Cowan, Wade Shen, Christine Moran, Richard Zens, Chris Dyer, Ondrej Bojar, Alexandra Constantin, and Evan Herbst. 2007. Moses: Open source toolkit for statistical machine translation. In *ACL*.
- Gregor Leusch, Nicola Ueffing, and Hermann Ney. 2006. Cder: Efficient mt evaluation using block movements. In *EACL*.
- Chin-Yew Lin. 2004. Rouge: A package for automatic evaluation of summaries. In *ACL*.
- Tsung-Yi Lin, Michael Maire, Serge J. Belongie, Lubomir D. Bourdev, Ross B. Girshick, James Hays, Pietro Perona, Deva Ramanan, Piotr Dollár, and C. Lawrence Zitnick. 2014. Microsoft coco: Common objects in context. In *ECCV*.
- Nelson F. Liu, Matt Gardner, Yonatan Belinkov, Matthew E. Peters, and Noah A. Smith. 2019. Linguistic knowledge and transferability of contextual representations.
- Yang Liu. 2019. Fine-tune bert for extractive summarization. *arXiv preprint arXiv:1903.10318*.

- Chi-kiu Lo. 2017. Meant 2.0: Accurate semantic mt evaluation for any output language. In *Proceedings of the Second Conference on Machine Translation, Volume 2: Shared Task Papers*, pages 589–597, Copenhagen, Denmark. Association for Computational Linguistics.
- Qingsong Ma, Yvette Graham, Shugen Wang, and Qun Liu. 2017. Blend: a novel combined mt metric based on direct assessment casict-dcu submission to wmt17 metrics task. In *Proceedings of the Second Conference on Machine Translation, Volume 2: Shared Task Papers*, pages 598–603, Copenhagen, Denmark. Association for Computational Linguistics.
- Tomas Mikolov, Ilya Sutskever, Kai Chen, Gregory S. Corrado, and Jeffrey Dean. 2013. Distributed representations of words and phrases and their compositionality. In *NIPS*.
- Dai Quoc Nguyen, Dat Quoc Nguyen, Ashutosh Modi, Stefan Thater, and Manfred Pinkal. 2017. A mixture model for learning multi-sense word embeddings. *ACL*.
- Myle Ott, Sergey Edunov, Alexei Baevski, Angela Fan, Sam Gross, Nathan Ng, David Grangier, and Michael Auli. 2019. fairseq: A fast, extensible toolkit for sequence modeling. *arXiv preprint arXiv:1904.01038*.
- Myle Ott, Sergey Edunov, David Grangier, and Michael Auli. 2018. Scaling neural machine translation. In *Proceedings of the Third Conference on Machine Translation: Research Papers*, pages 1–9.
- Kishore Papineni, Salim Roukos, Todd Ward, and Wei-Jing Zhu. 2001. Bleu: a method for automatic evaluation of machine translation. In *ACL*.
- ParaCrawl. 2018. Paracrawl. <http://paracrawl.eu/download.html>.
- Ankur Parikh, Oscar Täckström, Dipanjan Das, and Jakob Uszkoreit. 2016. A decomposable attention model for natural language inference. In *EMNLP*.
- Jeffrey Pennington, Richard Socher, and Christopher D. Manning. 2014. Glove: Global vectors for word representation. In *EMNLP*.
- Matthew E. Peters, Mark Neumann, Mohit Iyyer, Matt Gardner, Christopher Clark, Kenton Lee, and Luke S. Zettlemoyer. 2018. Deep contextualized word representations. In *NAACL-HLT*.
- Maja Popović. 2015. chrF: character n-gram f-score for automatic mt evaluation. In *Proceedings of the Tenth Workshop on Statistical Machine Translation*, pages 392–395, Lisbon, Portugal. Association for Computational Linguistics.
- Maja Popović. 2017. chrF++: words helping character n-grams. In *Proceedings of the Second Conference on Machine Translation, Volume 2: Shared Task Papers*, pages 612–618, Copenhagen, Denmark. Association for Computational Linguistics.
- Nils Reimers and Iryna Gurevych. 2019. Alternative weighting schemes for elmo embeddings.
- Vasile Rus and Mihai Lintean. 2012. A comparison of greedy and optimal assessment of natural language student input using word-to-word similarity metrics. In *Proceedings of the Seventh Workshop on Building Educational Applications Using NLP*, pages 157–162. Association for Computational Linguistics.
- Nikhil Dandekar Shankar Iyer and Kornel Csernai. First quora dataset release: Question pairs. <https://data.quora.com/First-Quora-Dataset-Release-Question-Pairs>.
- Shikhar Sharma, Layla El Asri, Hannes Schulz, and Jeremie Zumer. 2018. Relevance of unsupervised metrics in task-oriented dialogue for evaluating natural language generation. *arXiv preprint arXiv:1706.09799*.
- Hiroki Shimanaka, Tomoyuki Kajiwara, and Mamoru Komachi. 2018. Ruse: Regressor using sentence embeddings for automatic machine translation evaluation. In *Proceedings of the Third Conference on Machine Translation, Volume 2: Shared Task Papers*, pages 764–771, Belgium, Brussels. Association for Computational Linguistics.
- Matthew Snover, Bonnie Dorr, Richard Schwartz, Linnea Micciulla, and John Makhoul. 2006. A study of translation edit rate with targeted human annotation. In *Proceedings of association for machine translation in the Americas. Vol. 200. No. 6*.
- Matthew Snover, Nitin Madnani, Bonnie Dorr, and Richard Schwartz. 2009. Fluency, adequacy, or HTER? Exploring different human judgments with a tunable MT metric. In *Proceedings of the Fourth Workshop on Statistical Machine Translation*, pages 259–268, Athens, Greece. Association for Computational Linguistics.
- Miloš Stanojević and Khalil Sima'an. 2014. Beer: Better evaluation as ranking. In *Proceedings of the Ninth Workshop on Statistical Machine Translation*, pages 414–419, Baltimore, Maryland, USA. Association for Computational Linguistics.
- Christoph Tillmann, Stephan Vogel, Hermann Ney, Arkaitz Zubiaga, and Hassan Sawaf. 1997. Accelerated dp based search for statistical translation. In *EUROSPEECH*.
- Ashish Vaswani, Samy Bengio, Eugene Brevdo, Francois Chollet, Aidan N. Gomez, Stephan Gouws, Llion Jones, Łukasz Kaiser, Nal Kalchbrenner, Niki Parmar, Ryan Sepassi, Noam Shazeer, and Jakob Uszkoreit. 2018. Tensor2tensor for neural machine translation. *arXiv preprint arXiv:1803.07416*.

- Ashish Vaswani, Noam Shazeer, Niki Parmar, Jakob Uszkoreit, Llion Jones, Aidan N Gomez, Łukasz Kaiser, and Illia Polosukhin. 2017. Attention is all you need. In *NIPS*, pages 5998–6008.
- Ramakrishna Vedantam, C. Lawrence Zitnick, and Devi Parikh. 2015. Cider: Consensus-based image description evaluation. In *CVPR*.
- Felix Wu, Angela Fan, Alexei Baevski, Yann Dauphin, and Michael Auli. 2019. Pay less attention with lightweight and dynamic convolutions. In *ICLR*.
- Yonghui Wu, Mike Schuster, Zhifeng Chen, Quoc V. Le, Mohammad Norouzi, Wolfgang Macherey, Maxim Krikun, Yuan Cao, Qin Gao, Jeff Klingner, Apurva Shah, Melvin Johnson, Xiaobing Liu, Lukasz Kaiser, Stephan Gouws, Yoshikiyo Kato, Taku Kudo, Hideto Kazawa, Keith Stevens, George Kurian, Nishant Patil, Wei Wang, Cliff Young, Jason Smith, Jason Riesa, Alex Rudnick, Oriol Vinyals, Gregory S. Corrado, Macduff Hughes, and Jeffrey Dean. 2016. Google’s neural machine translation system: Bridging the gap between human and machine translation. *arXiv preprint arXiv:1609.08144*.
- Wei Yang, Haotian Zhang, and Jimmy Lin. 2019. Simple applications of bert for ad hoc document retrieval. *arXiv preprint arXiv:1903.10972*.
- Yuan Zhang, Jason Baldridge, and Luheng He. 2019. Paws: Paraphrase adversaries from word scrambling.

Model	Precision	Recall	F1
BERT Multilingual	0.717	0.761	0.758
BERT Chinese	0.736	0.792	0.789

Table 8: Absolute Pearson correlation of segment-level metric scores with human judgements on WMT17 English-to-Chinese translation task. The domain-specific pre-trained model (BERT_{CHINESE}) outperforms the domain-general pre-trained model (BERT_{MULTI}).

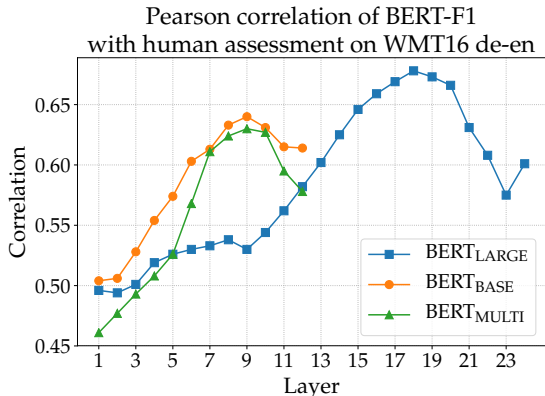


Figure 3: Absolute Pearson correlation of F_{BERT} computed with 3 BERT models, across different layers, with segment level human judgments on WMT16 German-to-English machine translation task. Consistently, correlation drops significantly in the final layers.

Model	F_{BERT}
BERT _{base} -uncased	0.640
BERT _{base} -cased	0.623
BERT _{large} -uncased	0.659
BERT _{large} -cased	0.641

Table 7: Pearson correlations of F_{BERT} with segment level human judgment on WMT16 German-to-English machine translation tasks using different BERT models.

A Model and Representation Choice Analysis

In Section 5, we report the human correlation of BERTSCORES computed by using the uncased BERT_{BASE} model. We hereby investigate the potential improvement of using different BERT models on the WMT16 German-to-English data (Bojar et al., 2016). In Table 7, we report the average human correlation on segment level of F_{BERT} computed by using BERT_{BASE} and BERT_{LARGE}. As expected, BERTSCORES computed on the BERT_{LARGE} model correlate better with human judgment on the WMT17 dataset. However, the

improvement is marginal and appears less appealing when we consider the computational overhead of BERT_{LARGE}. Therefore, in our opinion using BERT_{BASE} will suffice.

Since there are BERT pre-trained models on different domains, we hypothesize that using more domain-specific model would improve the correlation with human judgment. On WMT16 English-to-Chinese translation data, we compute P_{BERT} with BERT_{MULTI} which is a general domain multilingual BERT model trained on 104 languages and with BERT_{CHINESE} which is trained solely on Chinese data. The experimental result is presented in Table 8. We observe that, as hypothesized, BERTSCORES computed with BERT_{CHINESE} shows a significant performance increase. Therefore, we expect a future improvement through more domain-specific BERT models and advise practitioners to use domain-specific models when available.

As suggested by previous studies (Peters et al., 2018; Reimers and Gurevych, 2019), selecting a good layer, or a good combination of layers, of hidden representations is important. In designing BERTSCORE, we use WMT16 segment level human judgment data as a development set to facilitate our representation choice. In Figure 3, we plot the change of human correlation of BERTSCORES over different layers of BERT models on WMT16 German-to-English translation task. Based on results from 3 different BERT models, we identify a common trend that F_{BERT} computed with the representations of intermediate layers tends to work better. In practice, we use the 9th layer of a BERT_{BASE} model.

A.1 BERTSCORE of recent MT models.

Table 9 shows the BLEU scores and the BERTSCORES of pre-trained machine translation models on WMT14 English-to-German, WMT14 English-to-French, IWSLT14 German-to-English task. We used publicly available pre-trained models from Tensor2Tensor (Vaswani et al., 2018)¹ and fairseq (Ott et al., 2019)². Since a pre-trained Transformer model on IWSLT is not released, we trained our own using the fairseq library. We

¹ Code available at <https://github.com/tensorflow/tensor2tensor>, and pre-trained model available at gs://tensor2tensor-checkpoints/transformer_ende_test.

² Code and pre-trained model available at <https://github.com/pytorch/fairseq>.

Task	Model	BLEU	P_{BERT}	R_{BERT}	F_{BERT}
WMT14 En-De	ConvS2S (Gehring et al., 2017)	0.266	0.8323	0.8311	0.8312
	Transformer-base* (Vaswani et al., 2018)	0.285	0.8443	0.8438	0.8439
	Transformer-big** (Ott et al., 2018)	0.298	0.8506	0.8474	0.8487
	DynamicConv*** (Wu et al., 2019)	0.297	0.8482	0.8452	0.8464
WMT14 En-Fr	ConvS2S (Gehring et al., 2017)	0.408	0.8749	0.8693	0.8718
	Transformer-big (Ott et al., 2018)	0.432	0.8819	0.8751	0.8782
	DynamicConv (Wu et al., 2019)	0.432	0.8810	0.8754	0.8779
IWSLT14 De-En	Transformer-iwslt ⁺ (Ott et al., 2019)	0.347	0.7903	0.7764	0.7820
	LightConv (Wu et al., 2019)	0.348	0.7924	0.7751	0.7823
	DynamicConv (Wu et al., 2019)	0.352	0.7941	0.7782	0.7848

Table 9: BLEU scores and BERTSCOREs of publicly available pre-trained MT models in Tensor2Tensor (Vaswani et al., 2018) and fairseq (Ott et al., 2019). *: trained on unconfirmed WMT data version, **: trained on WMT16 + ParaCrawl (2018), ***: trained on WMT16, +: trained by us using fairseq.

use multilingual cased BERT_{base}³ for English-to-German and English-to-French pairs, and English uncased BERT_{base}⁴ for German-to-English pairs. Interestingly, the gap between a DynamicConv (Wu et al., 2019) trained on only WMT16 and a Transformer (Ott et al., 2018) trained on

WMT16 and ParaCrawl (2018) (about 30× more training data) becomes larger when evaluated with BERTSCOREs rather than BLEU.

³Hash code:

`bert-base-multilingual-cased_L9_version=0.1.0`

⁴Hash code: `bert-base-uncased_L9_version=0.1.0`