

Spectral shape simplicity of viscous materials

Catalin Gainaru

Fakultät Physik, Technische Universität Dortmund, 44221 Dortmund, Germany

A broad survey of viscoelastic data demonstrates that van der Waals, hydrogen-bonded, and ionic liquids, as well as polymeric, inorganic, and metallic melts share a structural relaxation pattern virtually insensitive to their morphological details. This relaxation simplicity is captured surprisingly well by a theoretical approach which further connects it with the fast reorientations in liquids devoid of a distinguishable secondary loss peak. By these means one is able to uncover a generic spectral pattern which rationalizes the recently reported “universality” of relaxation strength vs. stretching of the dielectric response of viscous liquids, significantly broadening the framework in which their relaxation behavior is assessed.

How many physical variables are necessary to characterize the flow of a liquid? Considering the large diversity of liquids in which atoms, ions, molecules, or polymer segments are subjected to van der Waals, Coulombic, H-bonding, or covalent interactions,^{1,2,3,4} this question may appear baffling. Nevertheless, one may start addressing this complex, multi-body interaction problem by focusing on a fundamental probe of liquid dynamics, namely the molecular mean-square displacement (MSD) $\langle \Delta r^2 \rangle$ as a function of time.

It is well known that for any liquid the MSD becomes proportional to t in the long-time limit, in which it determines the diffusion constant D_0 via $\langle \Delta r^2(t) \rangle \sim 6D_0 t$.⁵ For small-molecule, non-associating, non-polymeric liquids, the transition to linear-time MSD takes place when the displacement exceeds the average inter-particle distance. This defines the liquid's structural (α) relaxation time τ_α .⁶ At times longer than τ_α , by the virtue of the Stokes-Einstein relation⁷ the t -invariant D_0 has a correspondent in a frequency-independent real part of complex shear fluidity⁸ $F'(\omega) = \text{Re}\{F^*(\omega)\}$, F^* being the inverse of viscosity η^* . This fluidity plateau $F'(0)$ characterizes the steady-state flow at low frequencies $\omega < 1/\tau_\alpha = \omega_\alpha$. At times shorter than τ_α the MSD carries information on the structural rearrangements and sub-diffusive secondary processes. In the corresponding frequency range $\omega > \omega_\alpha$ the mechanical response of liquids, including $F'(\omega)$, becomes strongly dispersed.

Considering the significant stretching of the structural relaxation of various liquids compared to a

simple exponential in time,^{9,10,11} the above question can be reformulated as follows: How many parameters, besides τ_α (an unavoidable temporal scaling factor) and $F'(0)$ (characterizing the macroscopic flow), are necessary for a complete description of both diffusive and sub-diffusive relaxation regimes of a liquid? A recent work¹² showed that the fluidity spectra of several rheologically “simple” (i.e., devoid of suprastructural mechanical complexities) viscous liquids, scaled by ω_α and $F(0)$ only, superimpose well to form a generic master curve including frequencies up to four decades above ω_α . Accordingly, the number of additional parameters is *zero* for these simple materials and, if proven more general than previously thought, this simplicity has very important consequences for the physics of liquid state.

However, before drawing such general conclusions one needs to extend the limitations of the preceding study by including in the discussion, if possible, all categories of viscoelastic materials. To this end this work presents a survey of literature data which include, in addition to “simple” liquids, inorganic glass-formers, associating liquids, ionic melts, polymers, aqueous solutions, and metallic melts. Another aspect addressed in this letter is the dynamic range in which the presumed simplicity holds. While at low ω the suprastructural (polymer-like) relaxation modes are already known to be material specific, it would be interesting to analyze to which extent the previously signaled uniformity prevails in the sub-diffusive relaxation regime.

Let us proceed by analyzing how similar the linear viscoelastic responses of various flowing materials are.

Following previous considerations,¹² various literature data are presented in Fig. 1 in terms of fluidity master curves. The results corresponding to different categories of materials marked from I to VI (note that for VII a different response function was used, as explained below) are shifted vertically to allow for an easy identification of different α contributions. The latter dominates the spectra at frequencies covering here a range of about four decades above ω_α , in which the reduced fluidity $F'(\omega)/F'(0)$ changes by a factor of about one hundred. For all materials the rheological responses (probed in the deep supercooled state) comply with time-temperature superposition, i.e., they have a temperature-independent shape, as pointed out in the papers the data were taken from. The data presented in Fig. 1 are representative and similar additional results are shown as Supplemental Material.

For comparison, several previously considered organic liquids are included in Fig. 1 and denoted as type I. As shown in Ref. 12, they exhibit a common spectral shape which reflects “pure” α dynamics. Conforming to the same mechanical simplicity are included in category II the fluidity data of amorphous rhyolite.¹³ This silica melt can be considered as representative for the inorganic glass-forming materials, for which rheological investigations covering the α response in broad dynamic ranges are practically inexistent.¹³ The third category (III) in Fig. 1 consists mainly of monohydroxy alcohols representing the class of hydrogen-bonded liquids.¹⁴ Specific to these associating systems is the so-called Debye relaxation mode emerging at frequencies lower than those characterizing the α response and connected with supramolecular structures mediated by transient hydrogen bonds.¹⁵ Representing viscoelastic materials with dominating Coulombic interactions, type IV materials include an ionic liquid,¹⁶ an ionic melt,¹² and two polymerized ionic liquids.^{16,17} The former two electrolytes behave as “simple” liquids, the latter two display clear evidence of chain dynamics at frequencies below ω_α . The type V materials are linear polymers with different chain lengths,^{18,19} whereas a water solution of lithium chloride²¹ is considered as type VI – corresponding to aqueous systems.

It is important to realize that in the dynamic range covered in Fig. 1 the responses of different materials are composition-dependent only for frequencies smaller than ω_α . The solid line in Fig. 1, which interpolates the α response of type I materials, is the same in cases II to VI – just shifted vertically. Clearly, this line describes well the structural relaxation process of all studied materials. However, it should be mentioned that

rheological investigations concerning the α response of polymers are sparse, since the focus in these materials is usually on chain dynamics. Also, due to low-torque experimental issues, not all rheological studies are able to access the low-frequency terminal relaxation mode defining the steady-state fluidity regime.

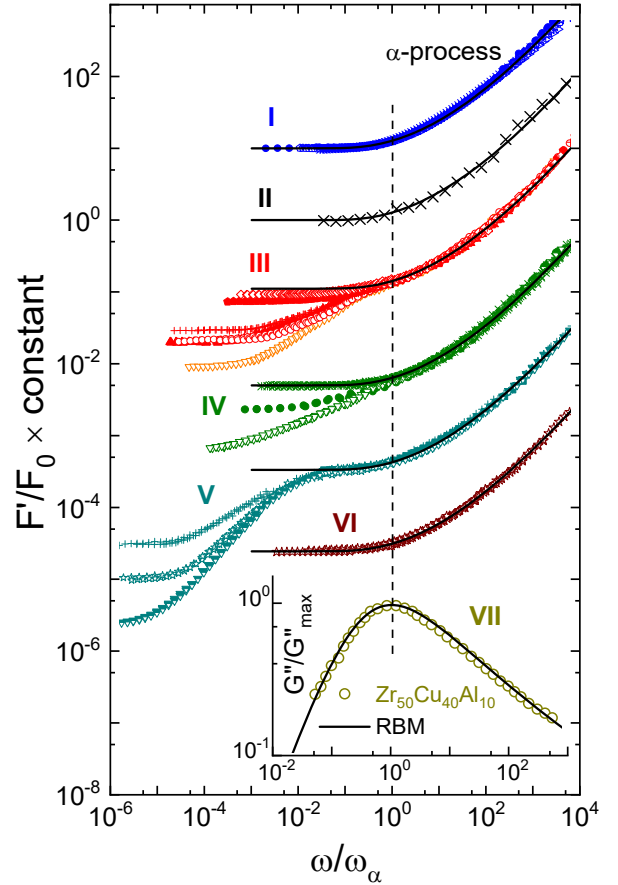


Fig. 1 Fluidity master curves constructed using the literature shear rheology data of various liquids including, as type I tris-naphthylbenzene (TNB) pentaphenyltrimethyltrisiloxane (DC704), dibutyl phthalate (DBP), diethyl phthalate (DEP), m-toluidine (mTOL), ortho-terphenyl (OTP), and propylene carbonate (PC),¹² as type II rhyolite,¹³ as type III 3-methyl-3-heptanol, 4-methyl-3-heptanol, 6-methyl-3-heptanol, 2-ethyl-1-hexanol, 2-ethyl-1-butanol,¹⁴ and H-bonded hydroxyl-terminated polydimethylsiloxane,²⁰ as type IV calcium nitrate-potassium nitrate (CKN),¹² N,N-Dimethyl-N-(2-(propionyloxy)-ethyl)butan-1-ammonium bis(trifluoromethanesulfonyl)imide,¹⁶ 10-mer and 109-mer of poly(N-vinylethylimidazolium) bis(trifluoromethylsulfonyl)imide,^{16,17} as type V propylene glycol (PG)¹² and poly(propylene glycol) (PPG) with molecular weights of 5400 g/mol, 12200 g/mol, and 18200 g/mol,¹⁸ as type VI a solution of 17 mol% LiCl in water,²¹ and as type VII the metallic melt $\text{Zr}_{50}\text{Cu}_{40}\text{Al}_{10}$.^{22,23} The solid lines represent the generic solution of the random barrier model, see the text for details.

This regime also cannot be accessed for materials with high tendency of crystallization, which is the case for metallic melts. Nevertheless, to include in the present analysis also this important class of materials (as type VII), the normalized shear modulus loss spectrum of $\text{Zr}_{50}\text{Cu}_{40}\text{Al}_{10}$, as presented in Ref. 22 are

show in the inset of Fig. 1. These data have been previously described as representing the “dynamic universal characteristics of the α relaxation in bulk metallic glasses”.²³ A simple conversion between different mechanical quantities¹² allows the interpolation of the α process for this metallic melt *using the same function* represented by the solid lines in the main frame of Fig 1. In this regard, the “universality” of metallic melts appears as a natural consequence of a broader “universality” that characterizes the liquid state in general.

The conclusions drawn so far are based on experimental observations only, thus independent of the physical meaning of the lines in Fig. 1. As pointed out in preceding work,¹² the theoretical premises in terms of which one may try to understand the hereof uncovered simplicity already exist: The lines in Fig. 1 are in fact the prediction of the random barrier model (RBM) involving jumps of particles in a frozen random energy landscape with identical minima.^{24,25} In terms of normalized dynamic fluidity $\tilde{F}(\omega) \equiv F(\omega)/F(0)$, if the activation barriers are much larger than $k_B T$ and τ is a characteristic structural time, the RBM predicts the following *unique* frequency dependence:²⁴

$$\tilde{F}(\omega) \ln \tilde{F}(\omega) = i\omega\tau(1 + 8i\omega\tau/[3\tilde{F}(\omega)])^{-1/3}. \quad (2)$$

An interesting peculiarity of this function is that it exhibits no characteristic power-law, changing smoothly from a plateau at $\omega < 1/\tau$ to an asymptotic linear dependence at high ω . This can be clearly observed in the broadband compliance $J''(\omega) = F'(\omega)/\omega$ representation chosen in Fig. 2. In this case the corresponding RBM generic “susceptibility” spectrum shown in this figure varies from a $\propto \omega^{-1}$ function at low ω to a constant loss at very high ω . The corresponding $J''(\omega)/J''(\omega_a) = [F'(\omega)/F'(0)]/[\omega/\omega_a]$ master plots of all materials of types I-VI introduced in Fig. 1, and nicely matching the theoretical prediction, are included in this plot.

One particular data set, the one of propylene carbonate (PC) extends the range of compatibility between theory and experiment to significantly high reduced frequencies, as also shown in the Supplemental Material. This system has been previously studied rheologically in a broad frequency range, allowing the identification of a “crossover between the high-frequency flank of the main (modulus loss) peak and a power-law with a lower exponent...as also observed in its dielectric spectra.”²⁶ Disregarding the origin of this high frequency contribution, and triggered by the good correspondence between the spectral shapes of its mechanical and dielectric responses,²⁶ we included in

Fig. 2 the master plot of the dielectric loss spectra $\varepsilon''(\omega)$ for this material.^{27,28} Here the $\varepsilon''(\omega)$ curve was shifted vertically and horizontally so that a good overlap with the high frequency side of the rheological master curve is achieved.

As previously pointed out,²⁷ for other glass formers besides PC “for which a peak due to a secondary relaxation is not immediately obvious” the high- ω dielectric spectra probed at different temperatures superimposed well, while at low frequencies associated with the α -peak discrepancies can be recognized (in the same study it was shown that this dielectric simplicity does not hold in the presence of a distinguishable secondary peak, in harmony with the general knowledge²⁹). Adding for such systems the dielectric master curves in Fig. 2, one recognizes that at high- ω their dielectric susceptibilities nicely collapse to the envelope staged by the rheology data. This implies that for these materials the localized translations and reorientations give rise to similar spectral densities. This agreement is confirmed by the additional good overlap of susceptibility master curve of nuclear magnetic resonance (NMR) (and light scattering, see Supplemental Material) spectra also reflecting the reorientation dynamics of glycerol.³⁰

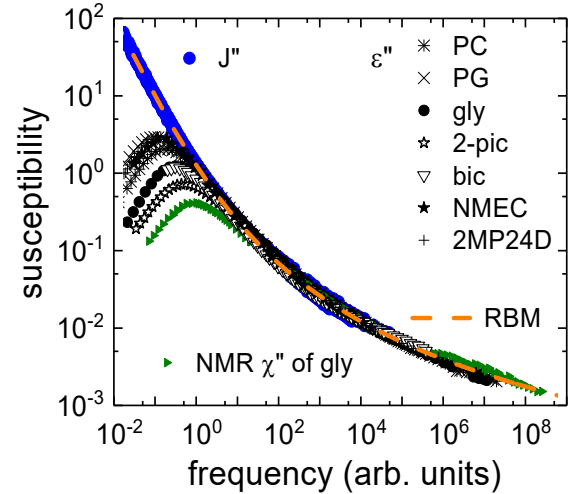


Fig. 2 The scaled shear compliance master curves, calculated for the data in Fig. 1 as $J''(\omega)/J''(\omega_a) = [F'(\omega)/F'(0)]/(\omega/\omega_a)$ are shown as blue crosses. The dielectric master curves for glycerol (gly), propylene glycol (PG), and 2-picoline (2-pic),²⁸ propylene carbonate (PC),^{27,28} bicalutamide (bic),³¹ N-methyl-ε-caprolactam (NMEC),³² and 2-Methylpentane-2,4-diol (2MP24D)³³ are presented with black symbols, and the master curve of NMR spectra of glycerol are presented as green triangles. The orange dashed line represents the generic solution of the RBM, see text for details.

Considering the limited number of systems discussed here and the unavoidable subjectivity in collapsing different master curves, one might consider that the good agreement emerging in Fig. 2, although extending

in a very broad dynamical range, could be coincidental. However, the scaled dielectric spectra suggest that at least for systems with no obvious β -maximum, a correlation might exist between the amplitude and the stretching exponent of the main peak, both varying smoothly along the composite envelope in Fig. 2. In fact, such a correlation was indeed reported not long ago for a very large number of viscous liquids,³⁴ granting the opportunity of checking the essence of the hereof signaled overarching simplicity on a much larger scale.

To this end Fig. 3 reproduces the experimental results compiled in Ref. 34. Here the different numbers correspond to different materials and the blue area highlights the “universal” correlation setting in between the relaxation strength $\Delta\epsilon$ and the stretching parameter β_K of the Kohlrausch function describing the structural relaxation. Interestingly, an inspection of literature data for the materials with large $\Delta\epsilon$ (practically governing the shape of the correlation) reveals that they do not exhibit secondary relaxation maxima. Hence, one may attempt to rationalize the reported $\Delta\epsilon(\beta_K)$ variation based on the generic spectral shape emerging in Fig. 2 exactly for this type of materials.

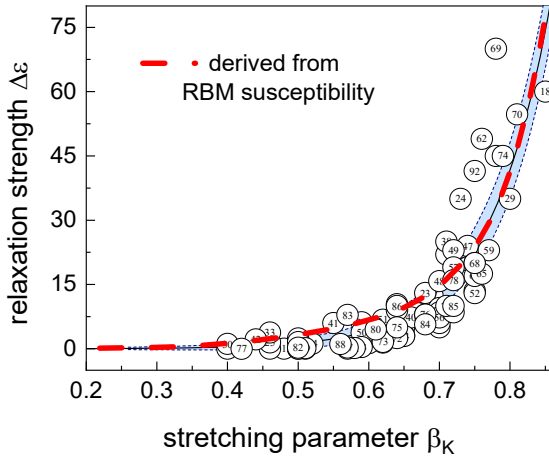


Fig. 3 The dielectric strength $\Delta\epsilon$ of van der Waals liquids determined at the glass transition temperature as a function of the stretching exponent β_K of the Kohlrausch structural response function, reproduced from Ref. 34. The red dashed line is the estimation based on the generic RBM curve from Fig. 2, see text for details.

Applying different cutoffs along the spectral envelope in Fig. 2, for each cutoff frequency ω_c $\Delta\epsilon$ was considered as proportional to $\int_{\omega_c}^{\infty} \epsilon'' d(\ln \omega)$ and β_K was estimated from $\partial(\log \epsilon'')/\partial(\log \omega)|_{\omega=\omega_c}$.³⁵ The so-obtained $\Delta\epsilon(\beta_K)$ evolution is included in Fig. 3 as the red dashed line. This describes the experimental data

quite well, especially for polar materials, providing a substantial support for the existence of an underlying spectral simplicity of these materials.

Before concluding, one should emphasize several critical aspects of the uncovered rheological and dielectric (hence translational and reorientational) simplicities: (i) They emerge from a *model-independent* analysis simply involving vertical and horizontal shifts of experimental data - so their validity does not depend on any particular physical meaning of the lines in Figs. 1 and 2; (ii) They do not carry any information on the temperature evolution of the employed shift factors - which instead may affect the spectral shape of relaxation quantities other than F' , J'' and ϵ'' ; and (iii) They are not observed for materials with discernable secondary relaxation maxima.

To summarize, in the first part of this work are presented clear experimental evidence for a generic relaxation pattern of the liquid flow. Regarded in compliance terms, this simplicity is shared by the dielectric response of liquids devoid of a secondary relaxation maximum. Relying on the common spectral shape emerging from the combination of mechanical and dielectric results one may explain the recently discovered correlation between the degree of stretching and the amplitude of dielectric α -process of viscous van der Waals liquids. This relaxation simplicity is captured surprisingly well by theoretical concepts aiming at describing microscopic dynamics in disordered solids, yielding the exciting prospect of a general description of relaxation processes in both frozen and self-restructuring disordered matrices.

catalin.gainaru@uni-dortmund.de

- 1 E. Donth, The Glass Transition: Relaxation Dynamics in Liquids and Disordered Materials (Springer-Verlag, New York, 2001).
- 2 Z.-T. Li and L.-Z. Wu (Eds.) Hydrogen Bonded Supramolecular Materials (Springer-Verlag Berlin, 2015).
- 3 R. Caminiti and L. Gontrani (Eds.) The Structure of Ionic Liquids (Springer International Publishing, Switzerland 2014).
- 4 M. Doi and S. F. Edwards, The Theory of Polymer Dynamics (Clarendon, Oxford, 1986).
- 5 H. J. V. Tyrrell and K. R. Harris, Diffusion in Liquids: A Theoretical and Experimental Study (Butterworths, London, 1984).
- 6 D. L. Price, M.-L. Saboungi, and F. J. Bermejo, Dynamical Aspects of Disorder in Condensed Matter, Rep. Prog. Phys. 66, 407 (2003).
- 7 R. Kubo, The Fluctuation-Dissipation Theorem, Rep. Prog. Phys. 29, 255 (1966).
- 8 G. Harrison, The Dynamic Properties of Supercooled Liquids (Academic Press, New York, 1976).

- 9 R. Böhmer, K. L. Ngai, C. A. Angell, and D. J. Plazek, Nonexponential Relaxations in Strong and Fragile Glass Formers, *J. Chem. Phys.* **99**, 4201 (1993).
- 10 K. Niss, Cecile Dalle-Ferrier, G. Tarjus, and C. Alba-Simionesco, On the correlation between fragility and stretching in glass-forming liquids, *J. Phys.: Condens. Matter* **19** 076102 (2007).
- 11 A. Schönhals, F. Kremer, and E. Schlosser, Scaling of the α relaxation in low-molecular-weight glass-forming liquids and polymers, *Phys. Rev. Lett.* **67**, 999 (1991).
- 12 S. P. Bierwirth, R. Böhmer, and C. Gainaru, Generic Primary Mechanical Response of Viscous Liquids, *Phys. Rev. Lett.* **119**, 248001 (2017).
- 13 S. Webb, Silicate Melts: Relaxation, Rheology, and the Glass Transition, *Rev. Geophys.* **35**, 191 (1997).
- 14 S. P. Bierwirth, C. Gainaru, and R. Böhmer, Communication: Correlation of terminal relaxation rate and viscosity enhancement in supramolecular small-molecule liquids, *J. Chem. Phys.* **148**, 221102 (2018).
- 15 R. Böhmer, C. Gainaru, and R. Richert, Structure and Dynamics of Monohydroxy Alcohols – Milestones Towards their Microscopic Understanding, 100 years after Debye, *Phys. Rep.* **545**, 125 (2014).
- 16 F. Fan, W. Wang, A. P. Holt, et al., Effect of Molecular Weight on the Ion Transport Mechanism in Polymerized Ionic Liquids, *Macromolecules* **49**, 4557 (2016).
- 17 F. Wieland, A. P. Sokolov, R. Böhmer, and C. Gainaru, Transient Nonlinear Response of Dynamically Decoupled Ionic Conductors, *Phys. Rev. Lett.* **121**, 064503 (2018).
- 18 M. Hofmann, C. Gainaru, B. Cetinkaya, R. Valiullin, N. Fatkullin, and E. A. Rössler, Field-Cycling Relaxometry as a Molecular Rheology Technique: Common Analysis of NMR, Shear Modulus and Dielectric Loss Data of Polymers vs Dendrimers, *Macromolecules* **48**, 7521 (2015).
- 19 G. Strobl, *The Physics of Polymers* (Springer, Berlin, 1997).
- 20 K. Xing, S. Chatterjee, T. Saito, C. Gainaru, and A.P. Sokolov, Impact of Hydrogen Bonding on Dynamics of Hydroxyl-Terminated Polydimethylsiloxane, *Macromolecules* **49**, 3138 (2016).
- 21 P. Münzner, L. Hoffmann, R. Böhmer, and C. Gainaru, Deeply supercooled LiCl water solution studied by frequency-resolved shear rheology, submitted to *J. Chem. Phys.* (2019).
- 22 J. C. Qiao, R. Casalini, and J. M. Pelletier, Main (α) Relaxation and Excess Wing in Zr₅₀Cu₄₀Al₁₀ Bulk Metallic Glass Investigated by Mechanical Spectroscopy, *J. Non-Cryst. Solids* **407**, 106 (2015).
- 23 J. C. Qiao and J. M. Pelletier, Dynamic Universal Characteristic of the Main (α) Relaxation in Bulk Metallic Glasses, *J. Alloys Comp.* **589**, 263 (2014).
- 24 T. B. Schröder and J. C. Dyre, ac Hopping Conduction at Extreme Disorder Takes Place on the Percolating Cluster, *Phys. Rev. Lett.* **101**, 025901 (2008).
- 25 J. C. Dyre, The random free-energy barrier model for ac conduction in disordered solids, *J. Appl. Phys.* **64**, 2456 (1988).
- 26 C. Gainaru, T. Hecksher, N. B. Olsen, R. Böhmer, and J. C. Dyre, Shear and dielectric responses of propylene carbonate, tripropylene glycol, and a mixture of two secondary amides, *J. Chem. Phys.* **137**, 064508 (2012);
- 27 U. Schneider, P. Lunkenheimer, R. Brand, and A. Loidl, Broadband dielectric spectroscopy on glass-forming propylene carbonate, *Phys. Rev. E* **59**, 6924 (1999).
- 28 C. Gainaru, R. Kahlau, E. A. Rössler, and R. Böhmer, Evolution of excess wing and β -process in simple glass formers, *J. Chem. Phys.* **131**, 184510 (2009).
- 29 K. L. Ngai, *Relaxation and Diffusion in Complex Systems* (Springer, New York, 2011).
- 30 C. Gainaru, O. Lips, A. Troshagina, R. Kahlau, A. Brodin, F. Fajara, and E. A. Rössler, On the nature of the high-frequency relaxation in a molecular glass former: A joint study of glycerol by field cycling NMR, dielectric spectroscopy, and light scattering, *J. Chem. Phys.* **128**, 174505 (2008).
- 31 J. Szczurek, M. Rams-Baron, J. Knapik-Kowalczyk, et al., Molecular Dynamics, Recrystallization Behavior, and Water Solubility of the Amorphous Anticancer Agent Bicalutamide and Its Polyvinylpyrrolidone Mixtures, *Mol. Pharmaceutics* **14**, 1071 (2017).
- 32 S. Capaccioli, M. Shahin Thayyil, and K. L. Ngai, Critical Issues of Current Research on the Dynamics Leading to Glass Transition, *J. Phys. Chem. B* **112**, 16035 (2008).
- 33 A. I. Nielsen, T. Christensen, B. Jakobsen, K. Niss, N. B. Olsen, R. Richert, and J. C. Dyre, Prevalence of approximate \sqrt{t} relaxation for the dielectric α process in viscous organic liquids, *J. Chem. Phys.* **130**, 154508 (2009).
- 34 M. Paluch, J. Knapik, Z. Wojnarowska, A. Grzybowski, and K. L. Ngai, Universal Behavior of Dielectric Responses of Glass Formers: Role of Dipole-Dipole Interactions, *Phys. Rev. Lett.* **116**, 025702 (2016).
- 35 The slope has been considered an instantaneous Cole-Davidson exponent and correspondently transformed to the Kohrausch exponent β_K using the recipe provided in C. P. Lindsey and G. D. Patterson, Detailed comparison of the Williams-Watts and Cole-Davidson functions, *J. Chem. Phys.* **73**, 3348 (1980).