

Completeness of the Phase-free ZH-calculus

John van de Wetering

Radboud Universiteit
john@vdwetering.name

Sal Wolffs

Radboud Universiteit
sal.wolffs@gmail.com

The ZH-calculus is a graphical calculus for linear maps between qubits that allows a natural representation of the Toffoli+Hadamard gate set. The original version of the calculus, which allows every generator to be labelled by an arbitrary complex number, was shown to be complete by Backens and Kissinger. Even though the calculus is complete, this does not mean it allows one to easily reason in restricted settings such as is the case in quantum computing. In this paper we study the fragment of the ZH-calculus that is phase-free, and thus is closer aligned to physically implementable maps. We present a modified rule-set for the phase-free ZH-calculus and show that it is complete. We further discuss the minimality of this rule-set and we give an intuitive interpretation of the rules. Our completeness result follows by reducing to Vilmart's rule-set for the phase-free ΔZX -calculus.

1 Introduction

Graphical languages are a powerful way to reason about quantum processes [6]. The arbitrary connectivity of the generators make it perfectly suited for describing highly compositional tasks, such as measurement-based quantum computing [7], lattice surgery [2], error-correcting codes [3] and circuit optimisation [9, 8, 15].

There are a variety of graphical languages in existence, each of which has different strengths and weaknesses. The most well-known is the ZX-calculus, which was introduced more than 10 years ago [4, 5]. The generators are based on a pair of strongly complementary bases of the qubit, and this allows easy representation of stabilizer computation with arbitrary phase-gates. Another language, the ZW-calculus has its generators based on the two different types of entanglement that are possible in tripartite qubit systems. A variation of this language has found use in describing fermionic quantum computing [11].

The graphical calculus we study in this paper is the ZH-calculus, which was introduced last year by Backens and Kissinger [1]. In this calculus, a new generator, the H-box, was introduced that generalised the Hadamard gate to arbitrary arity. Whereas the ZX-calculus allows easy representation of stabilizer and phase gates, the ZH-calculus allows one to easily represent the Hadamard+Toffoli gate set.

An important property for any graphical language is *completeness*. Every diagram can be interpreted as a linear map between qubits. The language is complete when two diagrams can be rewritten into one another whenever they represent the same linear map. The completeness of the ZX-calculus was an open problem for several years [18], until finally a complete rule-set was found [13, 14, 16]. The proof of completeness was based on the completeness of the ZW-calculus [12, 10]. The paper that introduced the ZH-calculus also immediately proved that the rule-set for this calculus was complete [1].

The completeness proof of the ZH-calculus intensively used the ability to label an H-box with an arbitrary complex number, which allows for an easy representation of a particular matrix normal-form. H-boxes labelled by most complex numbers unfortunately have no physical interpretation. So if we wish to use the ZH-calculus to reason, for instance, about quantum circuits, particularly those in the Hadamard+Toffoli gate set, then it would be useful to have a complete calculus of the restricted ZH-

calculus where H-boxes are not labelled. We will refer to this restricted language as the *phase-free ZH-calculus*.

In this paper we give a rule-set for the phase-free ZH-calculus that is complete. Our rule-set is made by taking all the rules of the full ZH-calculus and stripping away those rules that are trivial in the phase-free setting, and then adding two new rules (see Figure 2). The first is a simple rule to deal with zero scalars, but the second is more interesting. It relates two different ways of constructing the AND gate. These two constructions use H-boxes [1], respectively the *triangle* of the ZX-calculus [17]. This rule bridges the gap between the ZH-calculus and the ZX-calculus augmented with this triangle generator. As a result, we can use the completeness of Ref. [17] to prove completeness of the phase-free ZH-calculus.

We also study the minimality of our rule set, and give an interpretation of most of the rules in terms of interactions of standard classical maps. Concerning this minimality, we conjecture that our new rules will actually prove not to be necessary. Hence, even though this new rule allows us to simplify quite a few proofs, we venture to prove as many results without using it.

The next section briefly recalls the definition of the ZH-calculus from Ref. [1]. We then present the modified phase-free ZH-calculus in Section 3, where we will also give a list of derived rewrite rules that we believe to be useful when reasoning about ZH-diagrams. The completeness proof is presented in Section 4, while the discussion on the minimality and interpretation of the rules happens in Section 5. Finally, a few concluding remarks are given in Section 6

2 The ZH-calculus

The ZH-calculus is a graphical language expressing operations as *string diagrams*. These are diagrams consisting of dots or boxes, connected by wires. Wires can also have one or two ends not connected to a dot or box. These represent inputs and outputs of the diagram when they exit towards the top respectively the bottom of the diagram.

Diagrams in the ZH-calculus have two types of generators, the *Z-spiders* represented by white dots, and *H-boxes* represented by white boxes. In the full ZH-calculus, the H-boxes are further labelled with a complex number.

These generators are interpreted as linear maps in the following manner:

$$\left[\begin{array}{c} n \\ \vdots \\ \text{---} \\ \text{---} \\ \text{---} \\ \vdots \\ m \end{array} \right] := |0\rangle^{\otimes n} \langle 0|^{\otimes m} + |1\rangle^{\otimes n} \langle 1|^{\otimes m}$$

$$\left[\begin{array}{c} n \\ \vdots \\ \text{---} \\ a \\ \text{---} \\ \vdots \\ m \end{array} \right] := \sum a^{i_1 \dots i_m j_1 \dots j_n} |j_1 \dots j_n\rangle \langle i_1 \dots i_m|$$

where $\llbracket \cdot \rrbracket$ denotes the map from diagrams to matrices.

The sum in the second equation is over all $i_1, \dots, i_m, j_1, \dots, j_n \in \{0, 1\}$ so that an H-box represents a matrix with all entries equal to 1, but for one element which is equal to a . If the label of the H-box is -1 , then we do not write it, e.g. $\square := \square_{-1}$. Straight and curved wires have the following interpretations:

$$\llbracket | \rrbracket := |0\rangle \langle 0| + |1\rangle \langle 1| \quad \llbracket \cup \rrbracket := |00\rangle + |11\rangle \quad \llbracket \cap \rrbracket := \langle 00| + \langle 11|.$$

When two diagrams are juxtaposed, the corresponding linear map is the tensor product of the individual diagrams, while a sequential composition of two diagrams is interpreted as the matrix product of

the corresponding matrices:

$$\left[\begin{array}{|c|} \hline \dots \\ \hline D_1 \\ \hline \dots \\ \hline \end{array} \right] \left[\begin{array}{|c|} \hline \dots \\ \hline D_2 \\ \hline \dots \\ \hline \end{array} \right] := \left[\begin{array}{|c|} \hline \dots \\ \hline D_1 \\ \hline \dots \\ \hline \end{array} \right] \otimes \left[\begin{array}{|c|} \hline \dots \\ \hline D_2 \\ \hline \dots \\ \hline \end{array} \right]$$

$$\left[\begin{array}{|c|} \hline \dots \\ \hline D_2 \\ \hline \dots \\ \hline D_1 \\ \hline \dots \\ \hline \end{array} \right] := \left[\begin{array}{|c|} \hline \dots \\ \hline D_2 \\ \hline \dots \\ \hline \end{array} \right] \circ \left[\begin{array}{|c|} \hline \dots \\ \hline D_1 \\ \hline \dots \\ \hline \end{array} \right]$$

To improve the presentation of the diagrams, we also use a few derived generators. The first two are *grey spiders* and a spider with a *NOT* on it:

$$\begin{array}{c} \dots \\ \diagdown \quad \diagup \\ \bullet \\ \diagup \quad \diagdown \\ \dots \end{array} := \left[\frac{1}{2} \right] \begin{array}{c} \square \\ \diagdown \quad \diagup \\ \circ \\ \diagup \quad \diagdown \\ \square \\ \dots \end{array}$$

$$\begin{array}{c} \dots \\ \diagdown \quad \diagup \\ \bullet \\ \diagup \quad \diagdown \\ \dots \end{array} := \left[\frac{1}{2} \right] \begin{array}{c} \dots \\ \diagdown \quad \diagup \\ \bullet \\ \diagup \quad \diagdown \\ \square \end{array}$$

The generator $\begin{array}{c} \square \\ \diagdown \quad \diagup \\ \circ \\ \diagup \quad \diagdown \\ \square \\ \dots \end{array}$ acts as XOR on the computational basis while $\begin{array}{c} \dots \\ \diagdown \quad \diagup \\ \bullet \\ \diagup \quad \diagdown \\ \dots \end{array}$ acts as NOT:

$$\left[\begin{array}{c} \square \\ \diagdown \quad \diagup \\ \circ \\ \diagup \quad \diagdown \\ \square \\ \dots \end{array} \right] = |0\rangle\langle 00| + |0\rangle\langle 11| + |1\rangle\langle 01| + |1\rangle\langle 10|$$

$$\left[\begin{array}{c} \dots \\ \diagdown \quad \diagup \\ \bullet \\ \diagup \quad \diagdown \\ \dots \end{array} \right] = |0\rangle\langle 1| + |1\rangle\langle 0|.$$

The ZH-calculus comes with a set of rewrite rules that was originally presented in Ref. [1]. See Figure 1. Additionally, the calculus has the meta-rule that *only topology matters*. This means that two diagrams are considered equal when one can be topologically deformed into the other, while respecting the order of the inputs and outputs. Finally, the two generators are considered to be symmetric and undirected, so that the following equations also hold:

$$\begin{array}{c} \dots \\ \diagdown \quad \diagup \\ \circ \\ \diagup \quad \diagdown \\ \dots \end{array} = \begin{array}{c} \dots \\ \diagdown \quad \diagup \\ \circ \\ \diagup \quad \diagdown \\ \dots \end{array} = \begin{array}{c} \dots \\ \diagdown \quad \diagup \\ \circ \\ \diagup \quad \diagdown \\ \dots \end{array} = \begin{array}{c} \dots \\ \diagdown \quad \diagup \\ \circ \\ \diagup \quad \diagdown \\ \dots \end{array} = \begin{array}{c} \dots \\ \diagdown \quad \diagup \\ \circ \\ \diagup \quad \diagdown \\ \dots \end{array}$$

$$\begin{array}{c} \dots \\ \diagdown \quad \diagup \\ \square \\ \diagup \quad \diagdown \\ \dots \end{array} = \begin{array}{c} \dots \\ \diagdown \quad \diagup \\ \square \\ \diagup \quad \diagdown \\ \dots \end{array} = \begin{array}{c} \dots \\ \diagdown \quad \diagup \\ \square \\ \diagup \quad \diagdown \\ \dots \end{array} = \begin{array}{c} \dots \\ \diagdown \quad \diagup \\ \square \\ \diagup \quad \diagdown \\ \dots \end{array} = \begin{array}{c} \dots \\ \diagdown \quad \diagup \\ \square \\ \diagup \quad \diagdown \\ \dots \end{array}$$

These symmetry properties also hold for the derived grey spider and NOT gate.

As shown in Ref. [1], the rules of Figure 1 and the meta-rules are *sound* for the interpretation functor $\llbracket \cdot \rrbracket$, meaning that if two diagrams are equal with respect to these rules, then the linear maps they represent are also equal. Furthermore, ZH-diagrams are *universal* for linear maps between qubits, meaning that for any linear map $f : (\mathbb{C}^2)^{\otimes n} \rightarrow (\mathbb{C}^2)^{\otimes m}$ we can find a ZH-diagram D such that $\llbracket D \rrbracket = f$.

3 The phase-free ZH-calculus

In this paper we will consider ZH-diagrams where the label of an H-box can only be -1 . We will refer to ZH-diagrams like that as *phase-free*. In order to state the definition of the grey spider and the NOT, which contain a label of $\frac{1}{2}$, we introduce the generator *star*, which has zero inputs and outputs. It's interpretation is:

$$\llbracket \star \rrbracket := \frac{1}{\sqrt{2}}$$

We can then define the grey spider and the spider with a NOT as:

$$(X) \quad \begin{array}{c} \dots \\ \diagdown \quad \diagup \\ \bullet \\ \diagup \quad \diagdown \\ \dots \end{array} := \begin{array}{c} \square \\ \diagdown \quad \diagup \\ \star \\ \diagup \quad \diagdown \\ \square \\ \dots \end{array}$$

$$(NOT) \quad \begin{array}{c} \dots \\ \diagdown \quad \diagup \\ \bullet \\ \diagup \quad \diagdown \\ \dots \end{array} := \begin{array}{c} \dots \\ \diagdown \quad \diagup \\ \star \\ \diagup \quad \diagdown \\ \bullet \\ \dots \end{array}$$

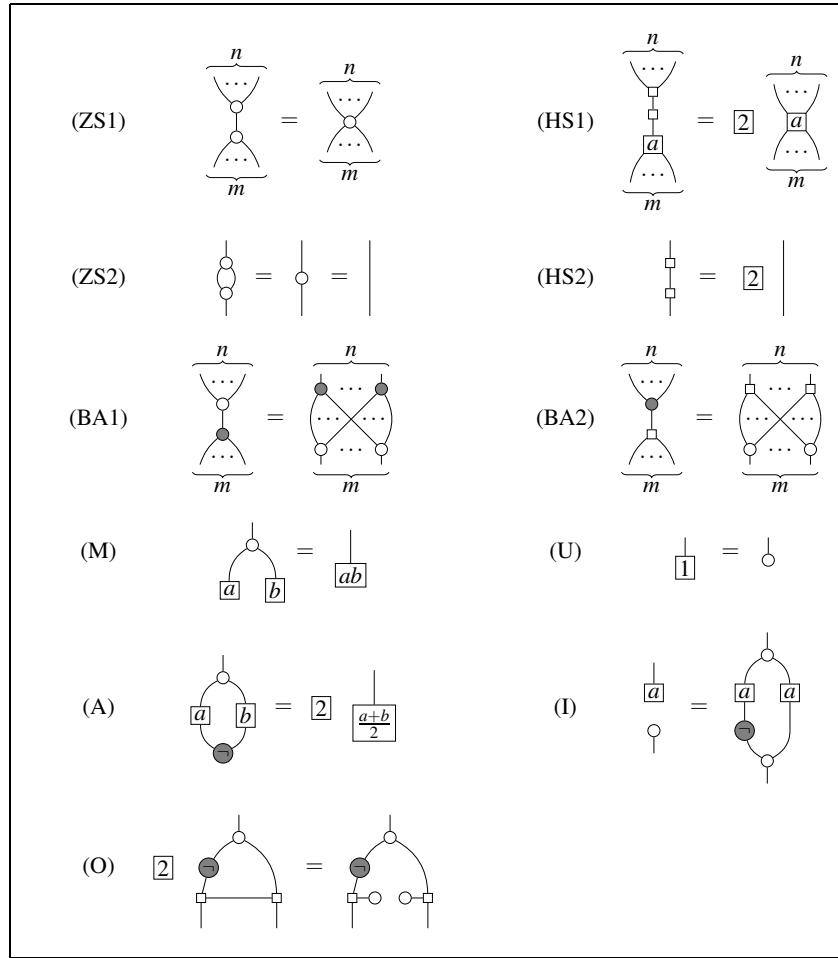


Figure 1: The original set of rules for the ZH-calculus as presented in Ref. [1]. Throughout, m, n are nonnegative integers and a, b are arbitrary complex numbers. The right-hand sides of both *bialgebra* rules (BA1) and (BA2) are complete bipartite graphs on $(m+n)$ vertices, with an additional input or output for each vertex. The horizontal edges in equation (O) are well-defined because only the topology matters and we do not need to distinguish between inputs and outputs of generators. The rules (M), (A), (U), (I), and (O) are pronounced *multiply*, *average*, *unit*, *intro*, and *ortho*, respectively.

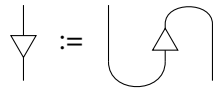
Going beyond the definition of the original paper introducing the ZH-calculus, we also introduce the derived *negate* generator (a white NOT), and the *triangle*:

$$\begin{aligned}
 \text{(Z)} \quad & \begin{array}{c} \dots \\ \circ \\ \dots \end{array} \quad := \quad \begin{array}{c} \dots \\ \circ \\ \dots \end{array} \quad \square \\
 \text{(}\Delta\text{)} \quad & \begin{array}{c} \triangle \\ | \end{array} \quad := \quad \begin{array}{c} \star \\ \bullet \\ \star \\ | \end{array} \quad \square \quad \circ
 \end{aligned} \tag{1}$$

The negate white spider with one input and output acts like the Z gate, while the triangle is the same map as in the ZX-calculus [17]:

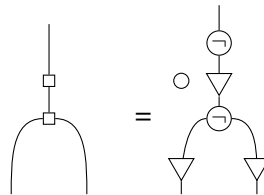
$$\begin{aligned}
 \left[\begin{array}{c} \circ \\ | \end{array} \right] &= |0\rangle\langle 0| - |1\rangle\langle 1| \\
 \left[\begin{array}{c} \triangle \\ | \end{array} \right] &= |0\rangle\langle 0| + |1\rangle\langle 0| + |0\rangle\langle 1|
 \end{aligned}$$

As the triangle is not symmetric, we define its transpose as:



Let us consider how the rules of the full calculus shown in Figure 1 can be lifted to the phase-free calculus. Of the original rules, (HS1), (M), (A) and (I) allow arbitrary complex labels to appear. We make them phase-free, by simply restricting these rules to only apply to a label of -1 . As it turns out, in that setting (A) and (I) are provable using the other rules, and hence we will not require them. The rules (HS1), (HS2) and (O) include a label of 2. To make them phase-free we use a single Z-spider with zero legs to represent a scalar of 2. The rule (U) is unnecessary in the phase-free fragment.

To show completeness of the phase-free calculus we need to add two new rules. One rule simply states that the star generator can be removed when multiplied with the zero scalar. The second rule is more interesting. It tells us that two different ways of representing an AND-gate, using either H-boxes or triangles, are the same thing:

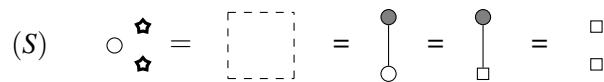


That the left-hand side of this equation is equal to an AND gate was established in the original ZH-calculus paper and can quite easily be verified by direct calculation. The right-hand side represents the original way in which the AND gate was constructed in the ZX-calculus [6, Exercise 12.10]. Please see Figure 2 for an overview of the rules of the phase-free fragment.

3.1 Derived rules

The original paper on the ZH-calculus only proved those results that were necessary to prove completeness. As a result, only a small amount of useful derived rewrite rules were presented in that paper. In this section, we aim to remedy this by providing a list of derived rewrite rules, that we believe to be useful for reasoning in the ZH-calculus. The proofs for these derivations can be found in Appendix A. We label these derived rules with letters in order to more easily refer to them when used in the Appendix.

Lemma 3.1. Scalars can be introduced and cancelled in the following ways:



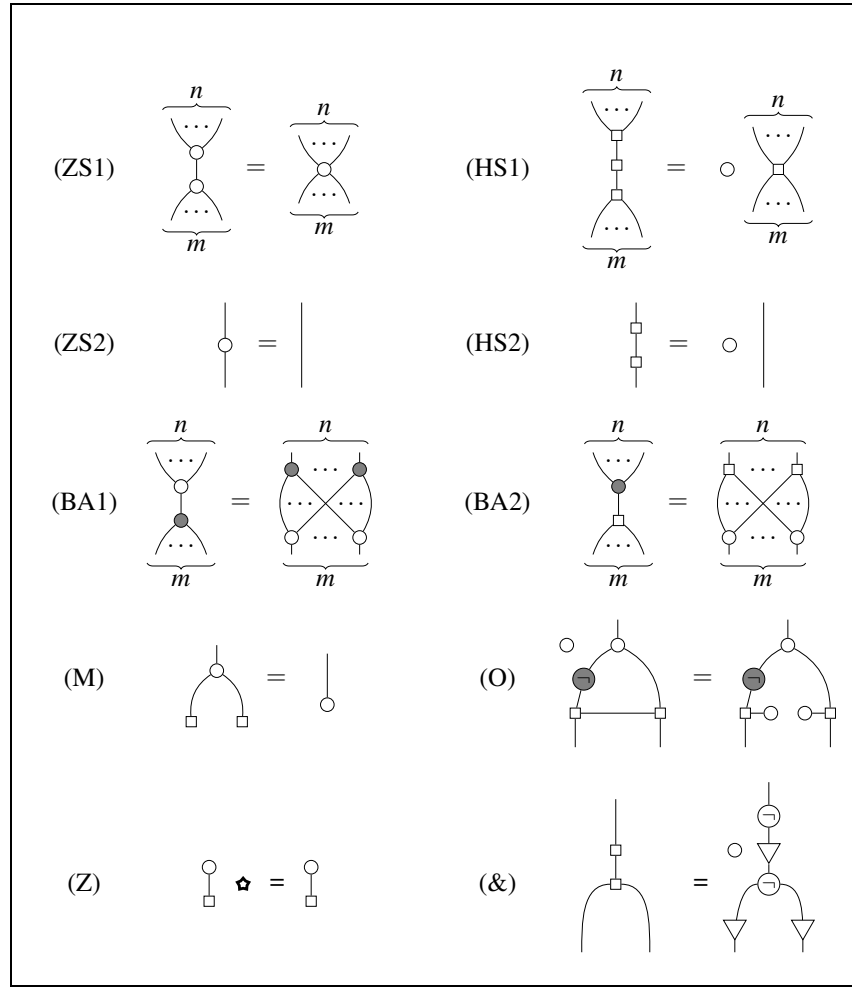
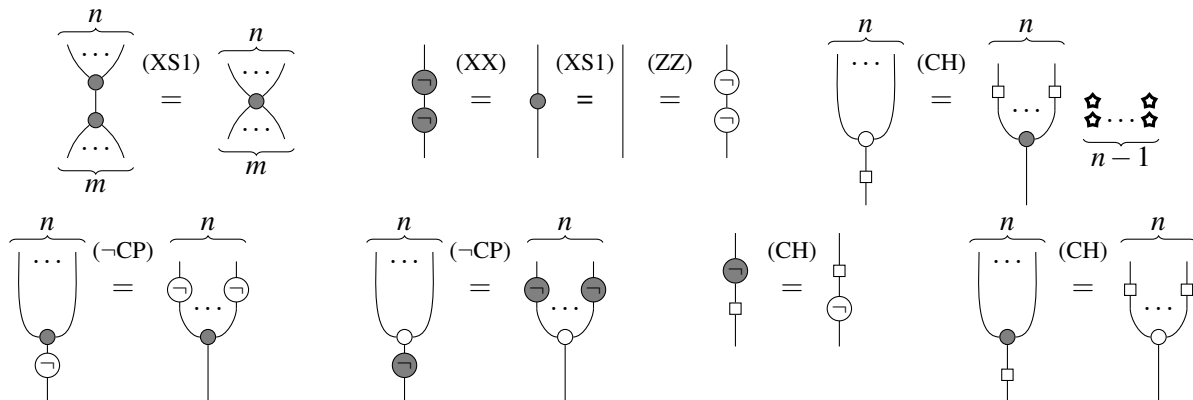
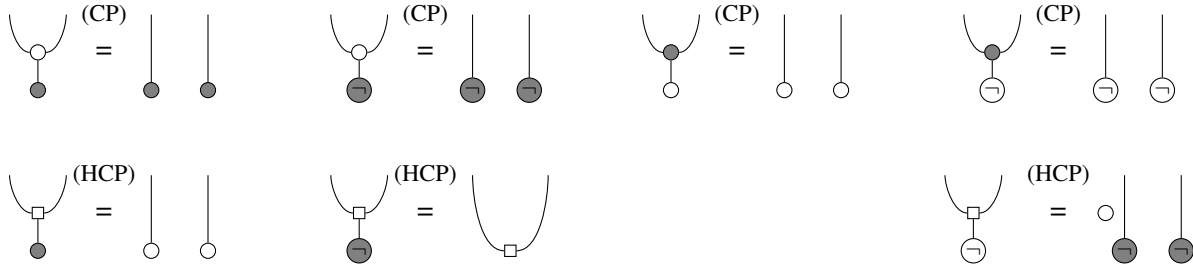


Figure 2: The rules for the phase-free ZH-calculus. Throughout, m, n are nonnegative integers. The right-hand sides of both *bialgebra* rules (BA1) and (BA2) are complete bipartite graphs on $(m+n)$ vertices, with an additional input or output for each vertex. The horizontal edges in equation (O) are well-defined because only the topology matters and we do not need to distinguish between inputs and outputs of generators. n.b. the rules (M), (O), (Z) and (&) are pronounced *multiply*, *ortho*, *zero* and *and* respectively.

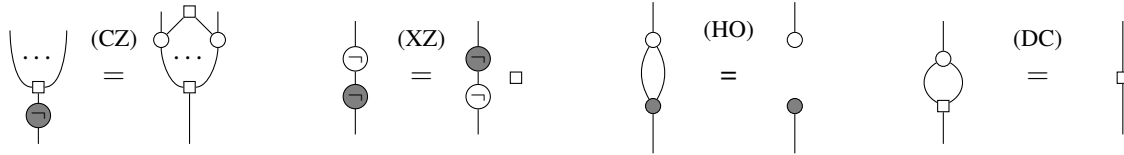
Lemma 3.2. The following ZX-like rules hold:



Lemma 3.3. The following rules for copying states hold:

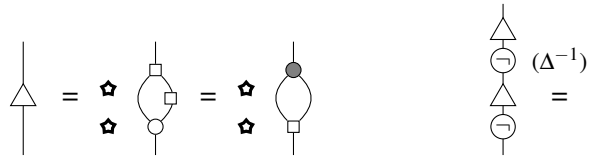


Lemma 3.4. The following commutation and simplifying rules hold:



All the derived rules presented so far follow relatively easy from the rules. The exceptions are (DC) and the rightmost (HCP) of Lemma 3.3. For (HCP) our proof requires (O), while for (DC) we only know how to prove it by using (&) or by using a lengthy proof inspired by the normal-form of Ref. [1] (see Appendix D).

Lemma 3.5. The following rules involving the triangle hold:



As we have not needed (&) to prove all the results up to now, we can use (Δ^{-1}) to state an equivalent form of (&):

Lemma 3.6. In the presence of all the other rules, (&) is equivalent to:



4 Completeness

We write $ZH \vdash D_1 = D_2$ when D_1 and D_2 can be proven to be equal using the rules of the phase-free ZH-calculus. The ZH-calculus is *complete* when $\llbracket D_1 \rrbracket = \llbracket D_2 \rrbracket$ implies that $ZH \vdash D_1 = D_2$.

To prove completeness we use the result that there is a rule-set for the π -fragment of the ZX-calculus with an additional triangle node that is complete [17]. We will refer to this calculus as ΔZX . We will give interpretations going back and forth between phase-free ZH-diagrams and ΔZX and show that the rules of the ZH-calculus suffice to prove all the rules of ΔZX under this interpretation.

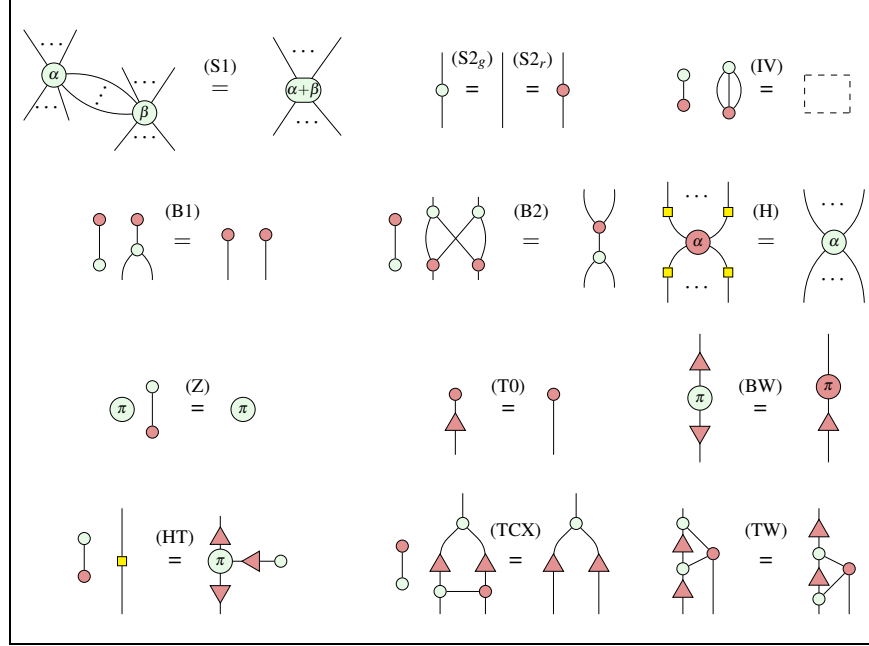


Figure 3: The complete set of rules of Ref. [17] for the ZX-Calculus with triangles. The right-hand side of (IV) is an empty diagram. (...) denote zero or more wires, while (..) denote one or more wires. $\alpha, \beta \in \{0, \pi\}$.

4.1 The ΔZX -calculus

The ΔZX -calculus has four generators: Z- and X-spiders, Hadamard gates and triangles. The Hadamard-gate is depicted as a yellow box and the triangle as a red triangle:

$$\left[\begin{array}{c} | \\ \text{[yellow box]} \\ | \end{array} \right] := \frac{1}{\sqrt{2}} \begin{pmatrix} 1 & 1 \\ 1 & -1 \end{pmatrix} \quad \left[\begin{array}{c} | \\ \text{[red triangle]} \\ | \end{array} \right] := \begin{pmatrix} 1 & 1 \\ 0 & 1 \end{pmatrix}$$

The Z- and X-spiders are depicted respectively as green and red dots with an internal phase:

$$\left[\begin{array}{c} \dots \\ \text{[green dot with } \alpha \text{]} \\ \dots \end{array} \right] = |0\rangle^{\otimes n} \langle 0|^{\otimes m} + e^{i\alpha} |1\rangle^{\otimes n} \langle 1|^{\otimes m} \quad \left[\begin{array}{c} \dots \\ \text{[red dot with } \alpha \text{]} \\ \dots \end{array} \right] := \left[\begin{array}{c} | \\ \text{[yellow box]} \\ | \end{array} \right]^{\otimes m} \circ \left[\begin{array}{c} \dots \\ \text{[green dot with } \alpha \text{]} \\ \dots \end{array} \right] \circ \left[\begin{array}{c} | \\ \text{[yellow box]} \\ | \end{array} \right]^{\otimes n}$$

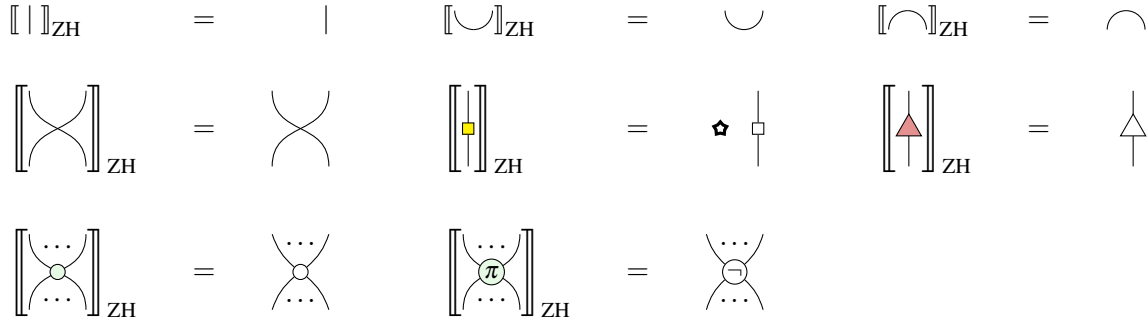
For our purposes the value of α is either 0, in which case we do not write it, or π .

The ΔZX -calculus has the same meta-rules as the ZH-calculus: only connectivity matters, and the generators are symmetric with respect to swaps and transposes, with the exception of the triangle, which when transposed gets flipped upside down in the same way as the triangle in the ZH-calculus. The other rules of the ΔZX -calculus are presented in Figure 3.

4.2 From ΔZX to ZH

In this section we give an interpretation from ΔZX -diagrams to ZH-diagrams that preserves the linear map semantics. We will denote this interpretation by $\llbracket \cdot \rrbracket_{\text{ZH}}$. To do this, we must give an interpretation

of every generator of the ΔZX -calculus as a ZH-diagram. This is very straightforward, only requiring a normalisation for the Hadamard gate:



The interpretation of the X-spider follows from the interpretation of the Z-spider and the Hadamard gate. It is straightforward to check that this interpretation preserves the semantics:

Proposition 4.1. Let D be a ΔZX -diagram. Then $\llbracket D \rrbracket = \llbracket \llbracket D \rrbracket_{\text{ZH}} \rrbracket$.

As a result we get the following proposition:

Proposition 4.2. The phase-free ZH-calculus is *universal* for the matrices over $\mathbb{Z}[\frac{1}{\sqrt{2}}]$ of shape $2^n \times 2^m$. I.e. let M be any $2^n \times 2^m$ matrix for $n, m \in \mathbb{N}$, with entries of the form $\frac{a}{\sqrt{2}^b}$ where $a \in \mathbb{Z}$ and $b \in \mathbb{N}$. Then there exists a phase-free ZH-diagram D such that $\llbracket D \rrbracket = M$.

Proof. As shown in Ref. [17], the ΔZX -calculus is universal for this set of matrices, hence by proposition 4.1, the same holds true for ZH-diagrams. \square

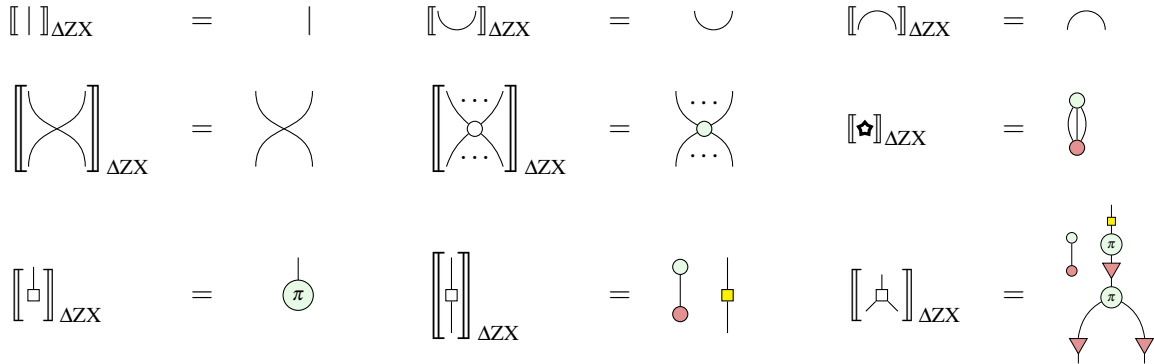
We write $\Delta ZX \vdash D_1 = D_2$ when D_1 and D_2 are ΔZX -diagrams that can be proven to be equal using the ΔZX -calculus. The following proposition lies at the heart of our completeness result. It essentially shows that the ZH-calculus can prove all the equations that the ΔZX -calculus can.

Proposition 4.3. Let D_1 and D_2 be ΔZX -diagrams such that $\Delta ZX \vdash D_1 = D_2$. Then $\text{ZH} \vdash \llbracket D_1 \rrbracket_{\text{ZH}} = \llbracket D_2 \rrbracket_{\text{ZH}}$.

Proof. The proof is given in Appendix B. \square

4.3 From ZH to ΔZX

We now give an interpretation of phase-free ZH-diagrams into ΔZX -diagrams. This is again straightforward, with the only complication coming with the interpretation of the H-boxes. Since n -arity H-boxes for $n > 3$ can be seen as derived generators by axiom (HS1), we only give an interpretation of the H-box for arity $n = 1, 2, 3$. Note that even though (HS1) does not give a unique way to decompose a higher arity H-box into a lower arity one, because of the completeness of the ΔZX -calculus, any translation of a decomposition into the ΔZX -calculus would lead to a provably equal ΔZX -diagram, and hence we can indeed define our interpretation inductively like this. We denote the interpretation by $\llbracket \cdot \rrbracket_{\Delta ZX}$. It is given by:



It is again straightforward to check that this interpretation preserves semantics:

Proposition 4.4. Let D be a ZH-diagram. Then $\llbracket D \rrbracket = \llbracket \llbracket D \rrbracket_{\Delta ZX} \rrbracket$.

More interestingly, the ZH-calculus can prove that the composition of the interpretations, going into the ΔZX -calculus, and back to the ZH-calculus gives the same linear maps:

Proposition 4.5. Let D be a ZH-diagram. $ZH \vdash \llbracket \llbracket D \rrbracket_{\Delta ZX} \rrbracket_{ZH} = D$.

Proof. For the details see Appendix C. The only non-trivial step is to check that the result holds with D equal to the 3-ary H-box, for which rule (&) is used. \square

We can now prove that the phase-free ZH-calculus is indeed complete:

Theorem 4.6. The phase-free ZH-calculus is complete.

Proof. Let D_1 and D_2 be ZH-diagrams with $\llbracket D_1 \rrbracket = \llbracket D_2 \rrbracket$. By Proposition 4.4 we then have $\llbracket \llbracket D_1 \rrbracket_{\Delta ZX} \rrbracket = \llbracket \llbracket D_2 \rrbracket_{\Delta ZX} \rrbracket$. By completeness of the ΔZX -calculus [17] we then have $\Delta ZX \vdash \llbracket D_1 \rrbracket_{\Delta ZX} = \llbracket D_2 \rrbracket_{\Delta ZX}$. Proposition 4.3 then gives us $ZH \vdash \llbracket \llbracket D_1 \rrbracket_{\Delta ZX} \rrbracket_{ZH} = \llbracket \llbracket D_2 \rrbracket_{\Delta ZX} \rrbracket_{ZH}$. Finally, by transitivity of equality and Proposition 4.5 we conclude that $ZH \vdash D_1 = D_2$. \square

5 Minimality and interpretation of the rules

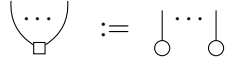
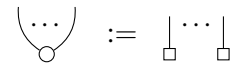
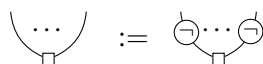
In this section we will give an interpretation of the rules as stating identities concerning the classical COPY, XOR, NOT and AND gates, and we will give a few results regarding minimality of the rules.

We start by studying the minimality of the rules. The following rules (or combinations of rules) are necessary, because they are the only ones to break certain invariants of the diagrams:

- Both (ZS1) and (HS1) are needed since they are the only rules that relate arity 4 spiders, respectively H-boxes, to lower arity ones.
- (Z) is needed, since this is the only rule that changes the parity of the amount of star generators in the diagram.
- At least one of (ZS2) or (HS2) is needed, since these are the only rules that relate an empty wire to a non-empty wire.

- At least one of (BA1) and (BA2) with $n = m = 0$ is needed, since those are the only rules that relate a non-empty diagram to an empty one.

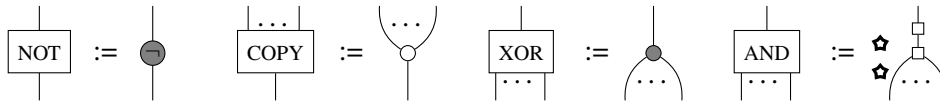
For showing the necessity of the following pairs of rules, we construct different interpretations. In these interpretations, all the rules, except the ones under investigation, are true. Hence, those rules must be independent from the others. We will consider the rule-set of Figure 2, but with (&) replaced by (2), which is an equivalent rule by Lemma 3.6. For the interpretations we consider equality up to non-zero scalar, and we set $\star = \square$, so that (Z) becomes trivial.

- At least one of (HS2) or (BA1) is needed, because the interpretation where we change the H-box so that  satisfies all other rules.
- At least one of (ZS2) or (BA2) is needed, because the interpretation where we change the Z-spider so that  satisfies all other rules.
- At least one of (BA2) or (O) is needed, because the interpretation where we change the H-spider so that  satisfies all other rules.

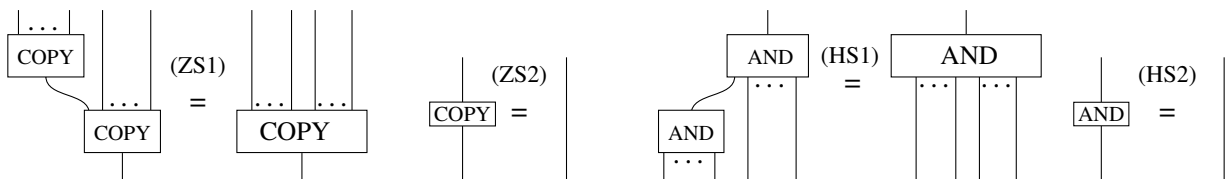
Of course the full generality of rules (BA1) and (BA2) are not needed. For (BA1) $n = m = 0$, $n = 2, m = 0$ and $n = m = 2$ is sufficient, as the remaining rules follow by induction (see e.g. [6]), while for (BA2) we also need $n = 0, m = 2$ due to a lack of colour symmetry. With this taken into account, we conjecture that all the rules except for (&) and (O) are needed, with at least one of these also being necessary.

5.1 Interpreting the rules

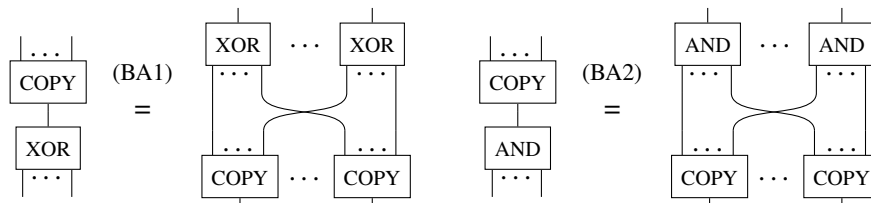
Most of the rules state a property of certain classical maps, as we will now show. We make the following identifications:



The spider rules then simply state the following evidently true identities for these classical maps:



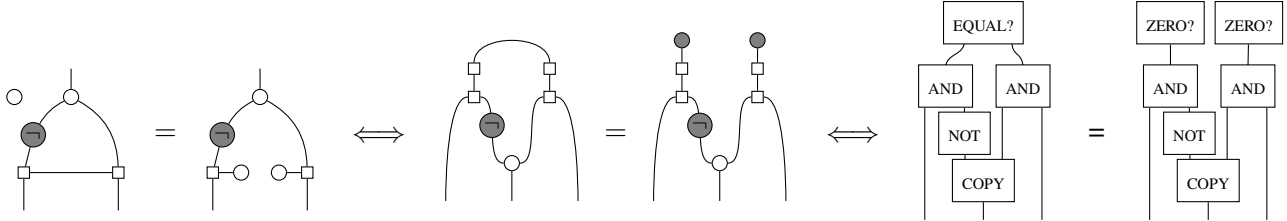
Following [6, Proposition 8.19], the bialgebra rules (BA1) and (BA2) state that XOR and AND are *function maps*, i.e. that they send computational basis states to computational basis states:



In the presence of the other rules it is straightforward to verify that (M) is equivalent to two NOT gates cancelling:



Finally, (O) can also be seen as a statement about the classical functions by changing the output into an input:



Written in this way we clearly see why (O) is true: the copied input is sent to both AND's, but for one it is negated. Hence the output of at least one of the AND gates will be zero so that the only way for the outputs of these AND gates to be equal, is if they are both zero.

The only rules we can not give any classical interpretation for are the newly added ones (Z) and (&), but considering that most of our proofs do not use these rules it raises the following question: how is it that we can prove things about quantum maps using these rules that seem to say something about classical maps? The missing pieces here are that the generators can be combined in more interesting ways due to the presence of cups and caps, and that we have a map, the Hadamard, that does two things at the same time: it converts COPY's into XOR's and back, and it can be composed with an AND gate in order to make it symmetric with respect to yanking wires. Somehow the existence of a map like that is sufficient to recover all the structure of linear maps between qubits.

6 Conclusion and further work

We have given a rule-set for the phase-free ZH-calculus that is complete. Apart from a simple rule to deal with zero scalars, we have added one more new rule which relates the H-box to the triangle node used in the ZX-calculus. We have discussed the minimality of the used rules, and have given a classical interpretation of most of the rules.

The completeness proof uses a reduction to the ΔZX -calculus of Ref. [17], which in turn uses the completeness of the ZW-calculus [12]. It would be interesting to see if a more direct proof of completeness can be constructed, i.e. by mimicking the way the normal-form is constructed in Ref. [12]. In particular, because our proof used this reduction, we needed to add a generator to represent the scalar $\frac{1}{\sqrt{2}}$, which requires us to include the rule (Z). If the completeness can be shown directly, then we might be able to replace this by a generator to represent $\frac{1}{2}$, which does not need such a rule.

It is not clear whether the rule (&) is necessary for completeness. We only use it to prove the equation (BW) of Figure 3, and to prove that the interpretation of the H-box into the ΔZX -calculus can be transformed back into an H-box. It is then a possibility that by doing the completeness proof natively in the ZH-calculus, we do not need the full power of (&), and it suffices, for instance, to add (BW) as an axiom.

Acknowledgements: JvdW is supported in part by AFOSR grant FA2386-18-1-4028. The authors would like to thank Aleks Kissinger for valuable comments and support.

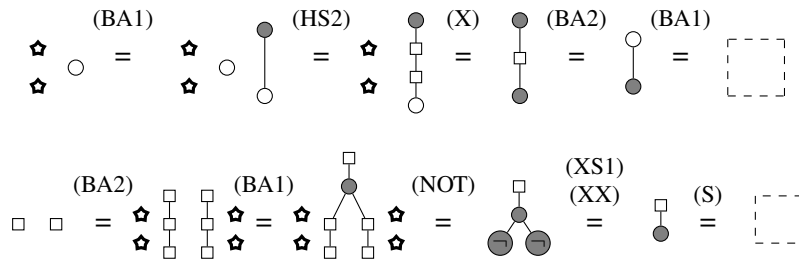
References

- [1] Miriam Backens & Aleks Kissinger (2019): *ZH: A Complete Graphical Calculus for Quantum Computations Involving Classical Non-linearity* 287, pp. 23–42. doi:10.4204/EPTCS.287.2.
- [2] Niel de Beaudrap & Dominic Horsman (2017): *The ZX calculus is a language for surface code lattice surgery*. arXiv preprint arXiv:1704.08670.
- [3] Nicholas Chancellor, Aleks Kissinger, Joschka Roffe, Stefan Zohren & Dominic Horsman (2016): *Graphical structures for design and verification of quantum error correction*. arXiv preprint arXiv:1611.08012.
- [4] B. Coecke & R. Duncan (2008): *Interacting quantum observables*. In: *Proceedings of the 37th International Colloquium on Automata, Languages and Programming (ICALP)*, Lecture Notes in Computer Science, doi:10.1007/978-3-540-70583-3_25.
- [5] B. Coecke & R. Duncan (2011): *Interacting quantum observables: categorical algebra and diagrammatics*. *New Journal of Physics* 13, p. 043016, doi:10.1088/1367-2630/13/4/043016. ArXiv:quant-ph/09064725.
- [6] B. Coecke & A. Kissinger (2017): *Picturing Quantum Processes: A First Course in Quantum Theory and Diagrammatic Reasoning*. Cambridge University Press, doi:10.1017/9781316219317.
- [7] R. Duncan & S. Perdrix (2010): *Rewriting measurement-based quantum computations with generalised flow*. In: *Proceedings of ICALP*, Lecture Notes in Computer Science, Springer, pp. 285–296, doi:10.1007/978-3-642-14162-1_24.
- [8] Ross Duncan, Alex Kissinger, Simon Perdrix & John van de Wetering (2019): *Graph-theoretic Simplification of Quantum Circuits with the ZX-calculus*. <https://arxiv.org/abs/1902.03178>.
- [9] Andrew Fagan & Ross Duncan (2019): *Optimising Clifford Circuits with Quantomatic*. In Peter Selinger & Giulio Chiribella, editors: *Proceedings of the 15th International Conference on Quantum Physics and Logic (QPL)*, *Electronic Proceedings in Theoretical Computer Science* 287, Open Publishing Association, pp. 85–105, doi:10.4204/EPTCS.287.5.
- [10] Amar Hadzihasanovic (2017): *The algebra of entanglement and the geometry of composition*. PhD Thesis.
- [11] Amar Hadzihasanovic, Giovanni de Felice & Kang Feng Ng (2018): *A Diagrammatic Axiomatisation of Fermionic Quantum Circuits*. In: *3rd International Conference on Formal Structures for Computation and Deduction*.
- [12] Amar Hadzihasanovic, Kang Feng Ng & Quanlong Wang (2018): *Two Complete Axiomatisations of Pure-state Qubit Quantum Computing*. In: *Proceedings of the 33rd Annual ACM/IEEE Symposium on Logic in Computer Science, LICS '18*, ACM, New York, NY, USA, pp. 502–511, doi:10.1145/3209108.3209128. Available at <http://doi.acm.org/10.1145/3209108.3209128>.
- [13] Emmanuel Jeandel, Simon Perdrix & Renaud Vilmart (2018): *A Complete Axiomatisation of the ZX-Calculus for Clifford+T Quantum Mechanics*. In: *Proceedings of the 33rd Annual ACM/IEEE Symposium on Logic in Computer Science, LICS '18*, ACM, New York, NY, USA, pp. 559–568, doi:10.1145/3209108.3209131. Available at <http://doi.acm.org/10.1145/3209108.3209131>.
- [14] Emmanuel Jeandel, Simon Perdrix & Renaud Vilmart (2018): *Diagrammatic Reasoning Beyond Clifford+T Quantum Mechanics*. In: *Proceedings of the 33rd Annual ACM/IEEE Symposium on Logic in Computer Science, LICS '18*, ACM, New York, NY, USA, pp. 569–578, doi:10.1145/3209108.3209139. Available at <http://doi.acm.org/10.1145/3209108.3209139>.
- [15] Aleks Kissinger & John van de Wetering (2019): *Reducing T-count with the ZX-calculus*. arXiv preprint arXiv:1903.10477.
- [16] Kang Feng Ng & Quanlong Wang (2017): *A universal completion of the ZX-calculus*. arXiv preprint arXiv:1706.09877.
- [17] Renaud Vilmart (2019): *A ZX-Calculus with Triangles for Toffoli-Hadamard, Clifford+T, and Beyond*. In Peter Selinger & Giulio Chiribella, editors: *Proceedings of the 15th International Conference on Quantum Physics and Logic*, Halifax, Canada, 3-7th June 2018, *Electronic Proceedings in Theoretical Computer Science* 287, Open Publishing Association, pp. 313–344, doi:10.4204/EPTCS.287.18.

[18] Christian Schröder de Witt & Vladimir Zamdzhiev (2014): *The ZX-calculus is incomplete for quantum mechanics*. In: *Proceedings QPL 2014, EPTCS 172*, pp. 285–292, doi:10.4204/EPTCS.172.20.

A Proofs of derived rules

Proof of Lemma 3.1. Note that by applying (BA1) and (BA2) with $n = m = 0$ we already get two of the equations. For the remaining equations we simply prove them:

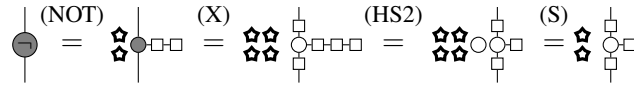


□

Lemma A.1.

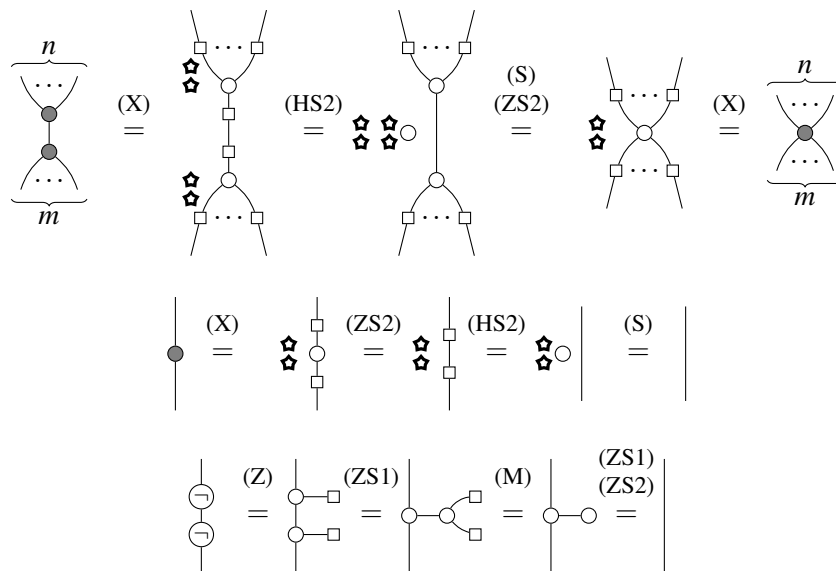


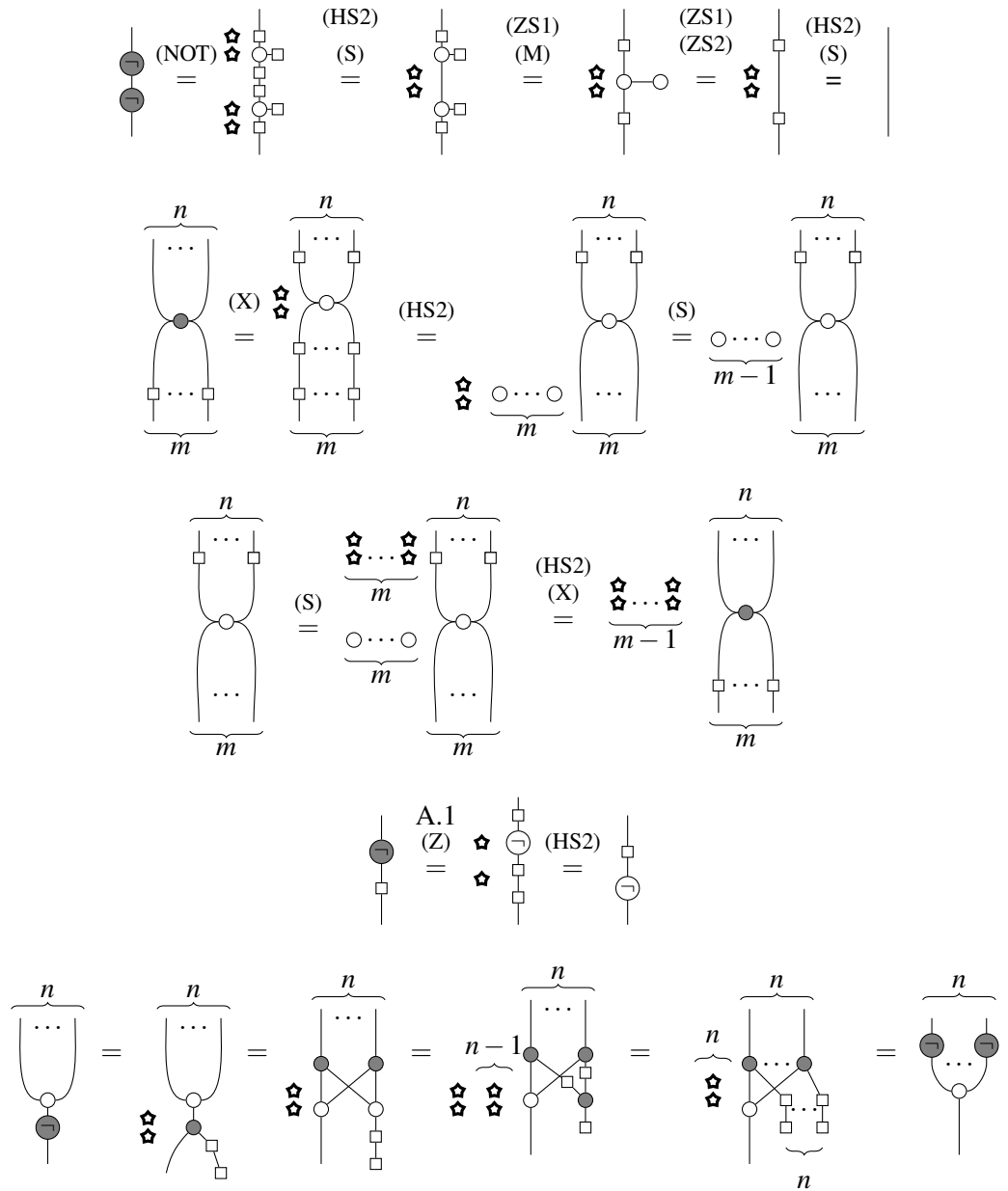
Proof.



□

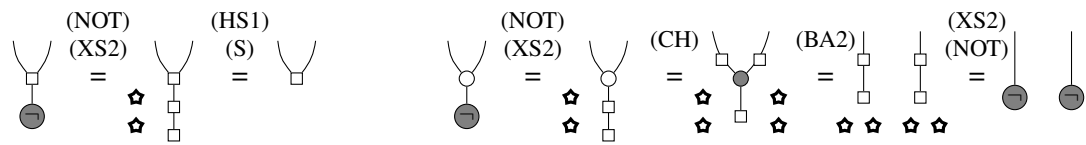
Proof of Lemma 3.2. We prove all the equations in turn.



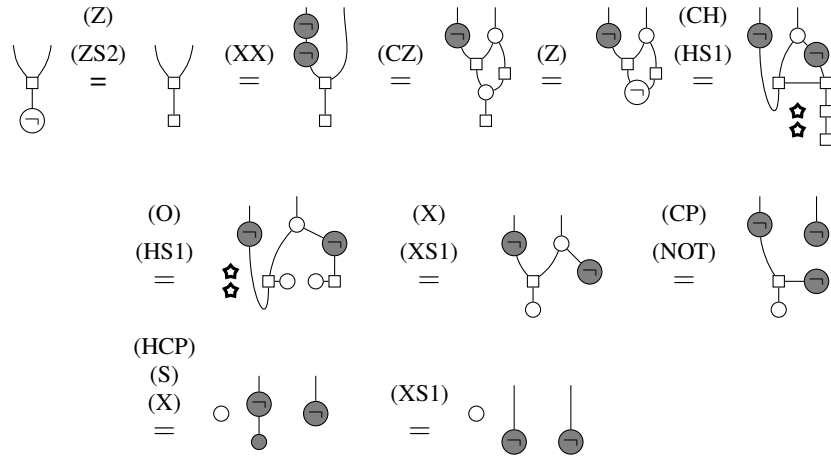


For the colour-reversed version of this last equation, we simply use (CH). □

Proof of Lemma 3.3. The rules not containing any \neg 's all follow from a single application of (BA1) or (BA2). The others can be shown by expanding the definition using (NOT) and (Z) and then using some combination of the previous rules with (CH) and (HS1), e.g. :

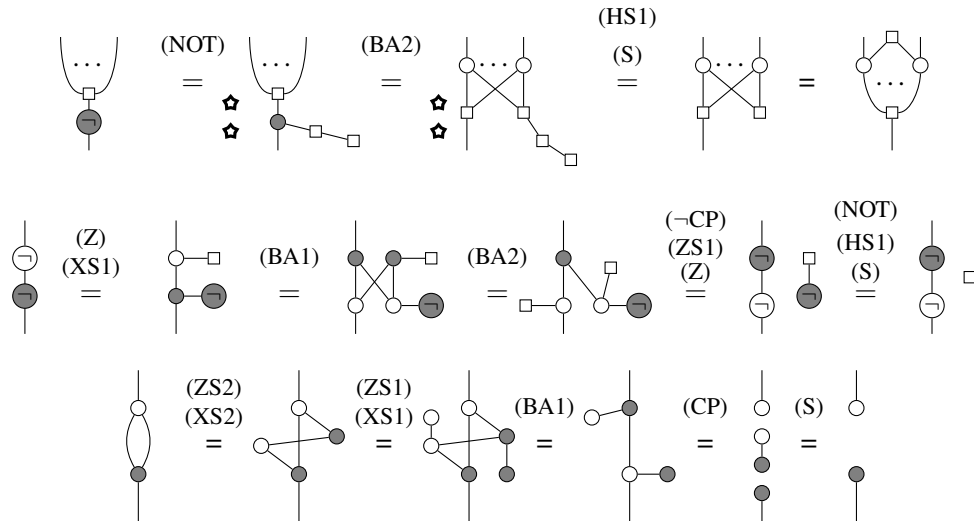


The only one that is more complicated, is the last one, which seems to require (O) to be proven:

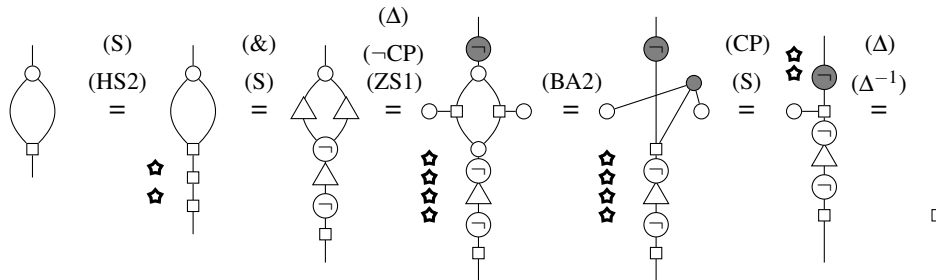


□

Proof of Lemma 3.4. We simply prove all the rules in turn.



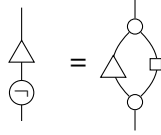
For the final equation in this lemma, let us first give a simple proof using (&):



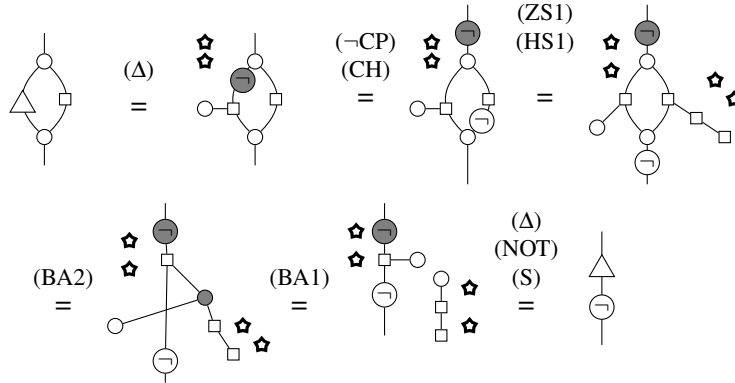
It is in fact possible to derive this rule without using (&). This proof is lengthy and inspired by the normal-form of Ref. [1]. It can be found in Appendix D.

□

Lemma A.2.

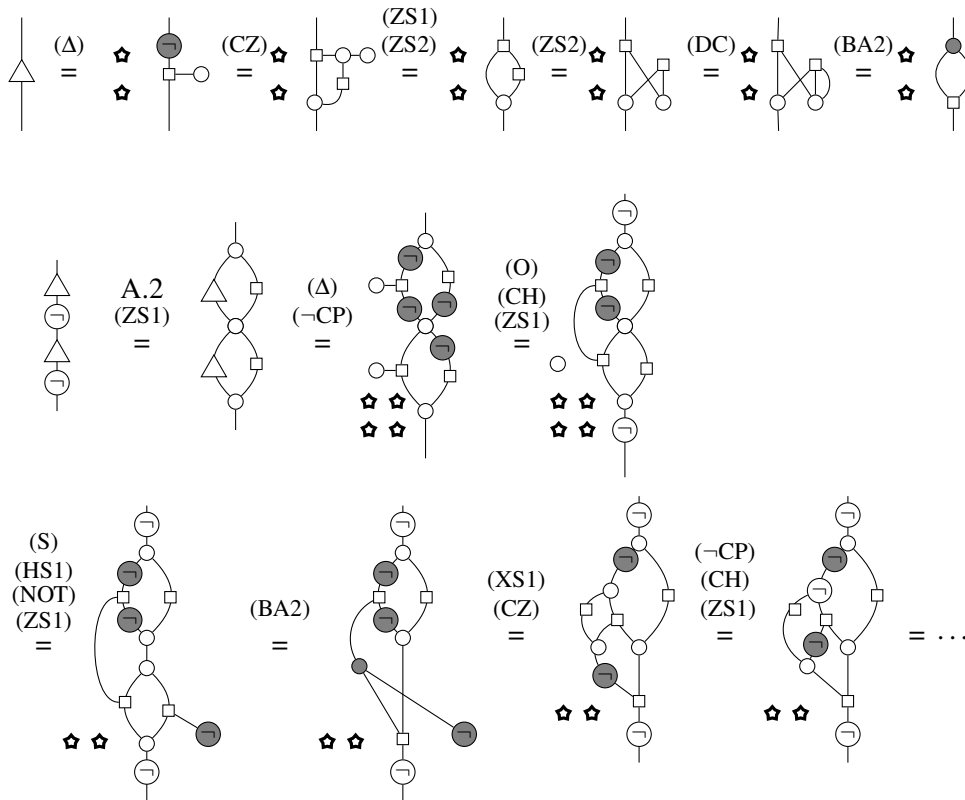


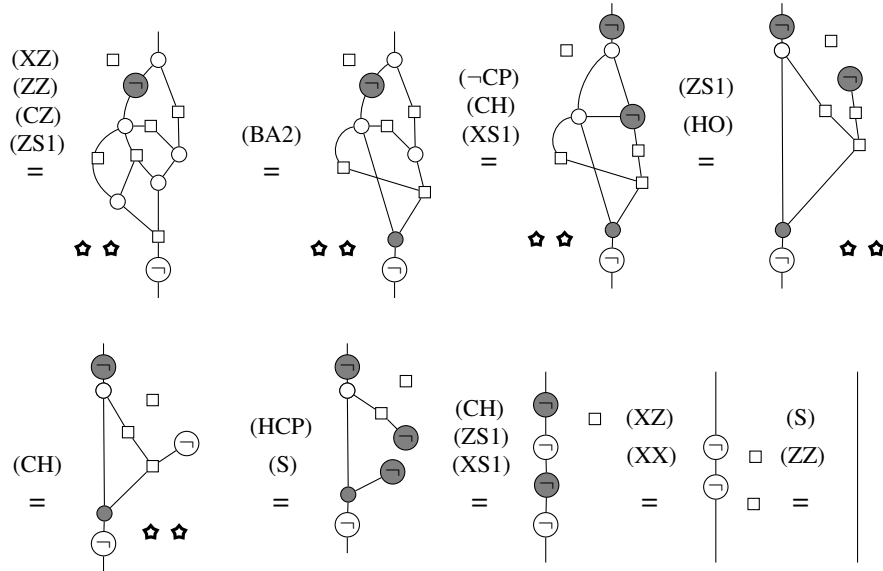
Proof.



□

Proof of Lemma 3.5.



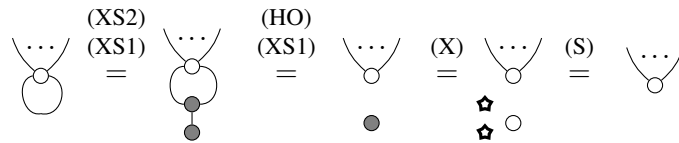


□

B Proof of Proposition 4.3

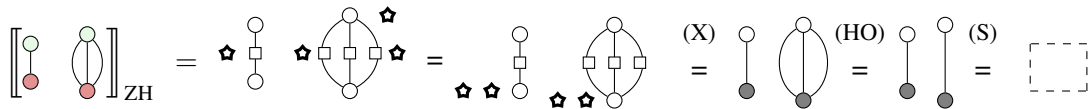
We need to show that whenever the ΔZX -calculus proves two diagrams D_1 and D_2 to be equal, that the ZH-calculus proves $\llbracket D_1 \rrbracket_{ZH}$ and $\llbracket D_2 \rrbracket_{ZH}$ to be equal. In the ΔZX -calculus diagrams are proven to be equal when some topological deformation in combination with an application of the rules transforms one diagram into the other. Since the interpretation $\llbracket \cdot \rrbracket_{ZH}$ preserves the topology, the only thing left to check then is that all the rules of the ΔZX -calculus as given in Figure 3, when transformed using $\llbracket \cdot \rrbracket_{ZH}$ are provable in the ZH-calculus. We proceed rule by rule.

(S1): When the two spiders are connected by a single connection this follows easily from (ZS1) and (ZZ). For multiple connections we first fuse one connection, and then remove the resulting self-loops with the following:



(S_{2g}) and **(S_{2r})**: These are proven respectively by (ZS2) and (XS2).

(IV):

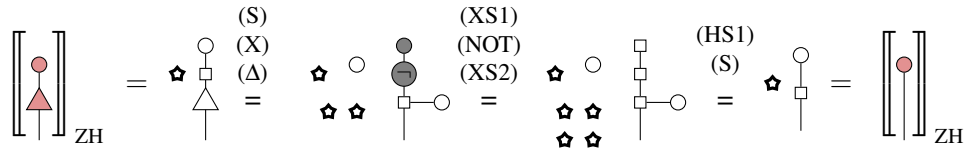


(B1) and **(B2)**: Trivial using (BA1) and some introduction of scalars using (S).

(H): Trivial given how the interpretation $\llbracket \cdot \rrbracket_{ZH}$ is defined.

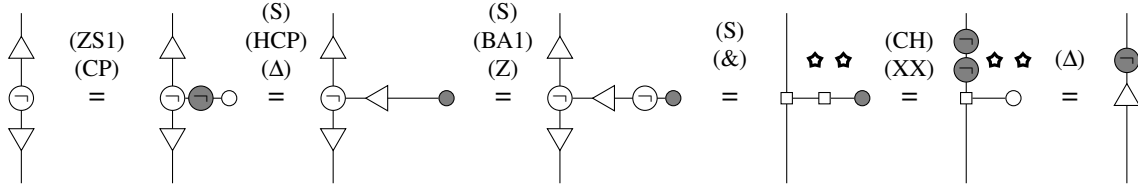
(Z): Note that the legless Z-spider with a π phase is translated to \square , and hence this rule follows easily using first (S), and then (Z).

(T0):

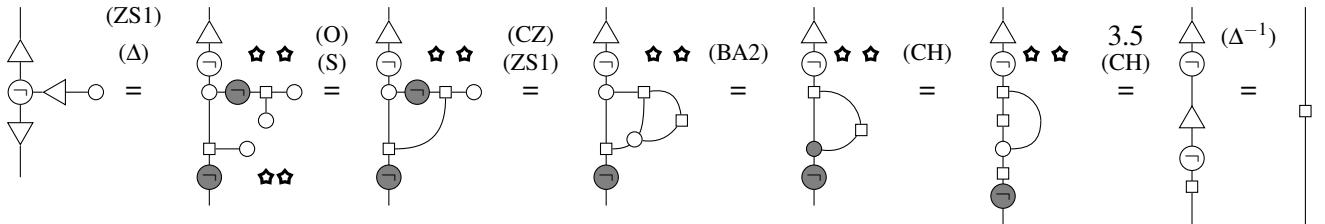


As the translation from ΔZX to ZH and back is straightforward, we will no longer write it for the following proofs.

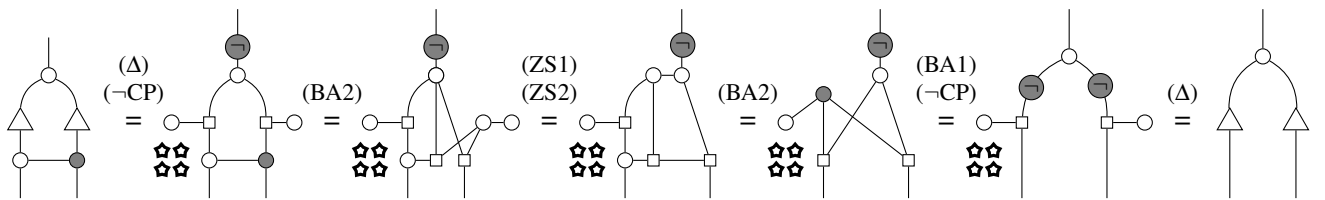
(BW): This is the only axiom for which we need to use (&):



(HT): We could also easily prove this axiom using (&), similarly to (BW), but we can in fact prove it without doing that:

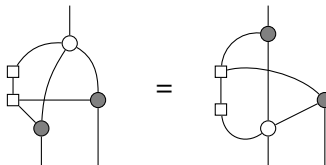


(TCX): This simply requires a few applications of (BA2):

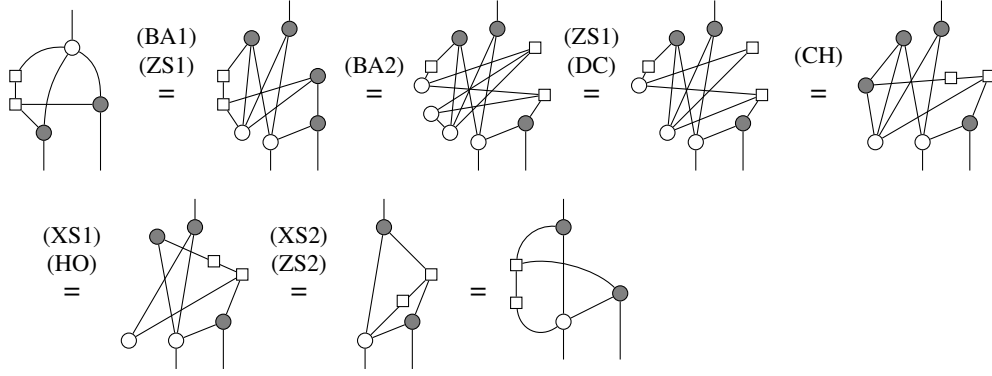


To prove the final rule, we will require the following lemma:

Lemma B.1.

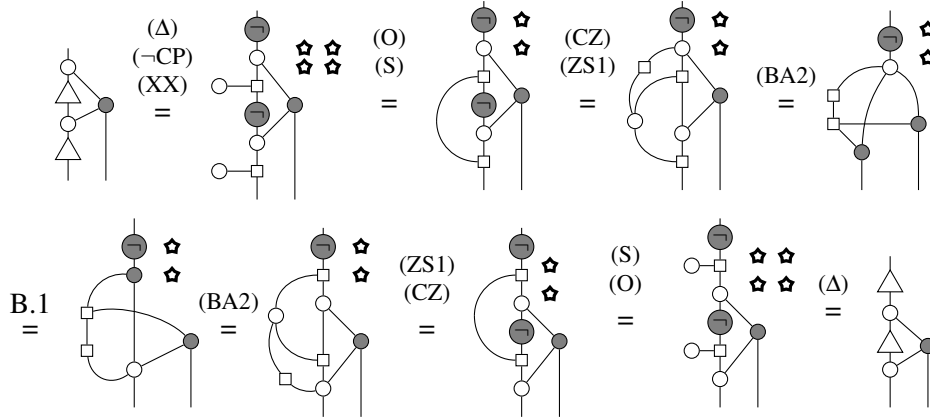


Proof.



□

(TW):



C Proof of Proposition 4.5

We need to show for all the generators D of the ZH-calculus, that $ZH \vdash \llbracket \llbracket D \rrbracket_{\Delta ZX} \rrbracket_{ZH} = D$. Looking at the definition of these interpretation maps, we see that we immediately get equality for the identity, cup, cap, swap and Z spider.

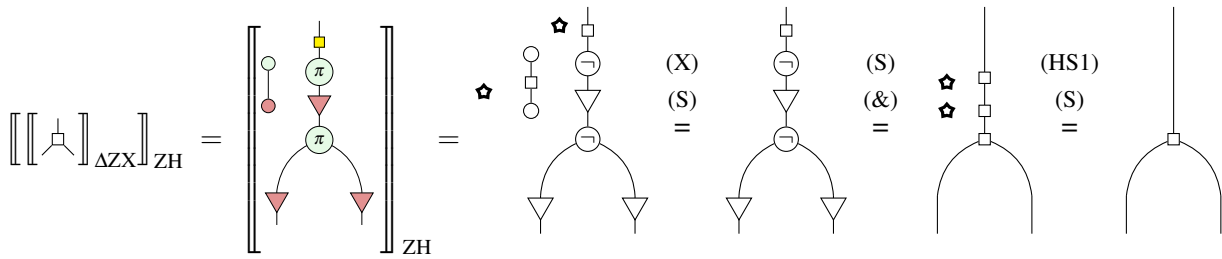
For the unary H-box we calculate:

$$\llbracket \llbracket \square \rrbracket_{\Delta ZX} \rrbracket_{ZH} = \llbracket \llbracket \pi \rrbracket_{ZH} \rrbracket_{ZH} = \ominus = \square$$

For the binary H-box we calculate:

$$\llbracket \llbracket \square \rrbracket_{\Delta ZX} \rrbracket_{ZH} = \llbracket \llbracket \square \rrbracket_{ZH} \rrbracket_{ZH} = \star \square \square \star = \circ \square \square = \square$$

And finally, with the arity-3 H-box:



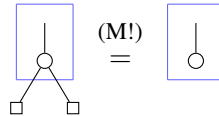
D Proof of (DC)

The normal-form construction in Ref. [1] relies critically on the use of arbitrary parameters on H-boxes, which is why it does not translate to a completeness proof for the phase-free fragment. However, some parametrised H-boxes have phase-free equivalents (which can be shown using e.g. (A)), for instance:

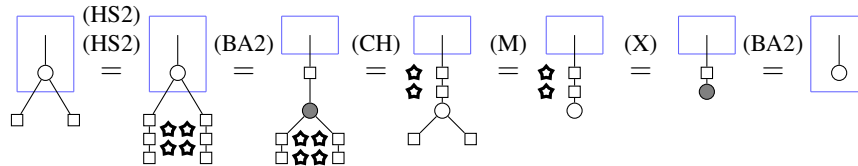


While these equivalences obviously cannot be proven or even used directly within the phase-free calculus, they show we might be able to do some normal-form inspired proofs. To do so in the case of (DC), we will need some lemmas. In this section we will use *!-box* (bang-box) notation as used in Ref. [1] to denote rules that hold for any number of wires. Furthermore, we will use (S) implicitly to introduce the required scalars for applications of the desired rules.

Lemma D.1. The phase-free analogue of (M!) from Ref. [1] holds:



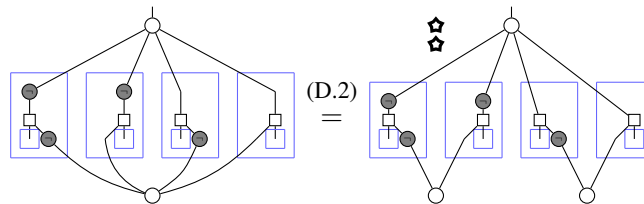
Proof.



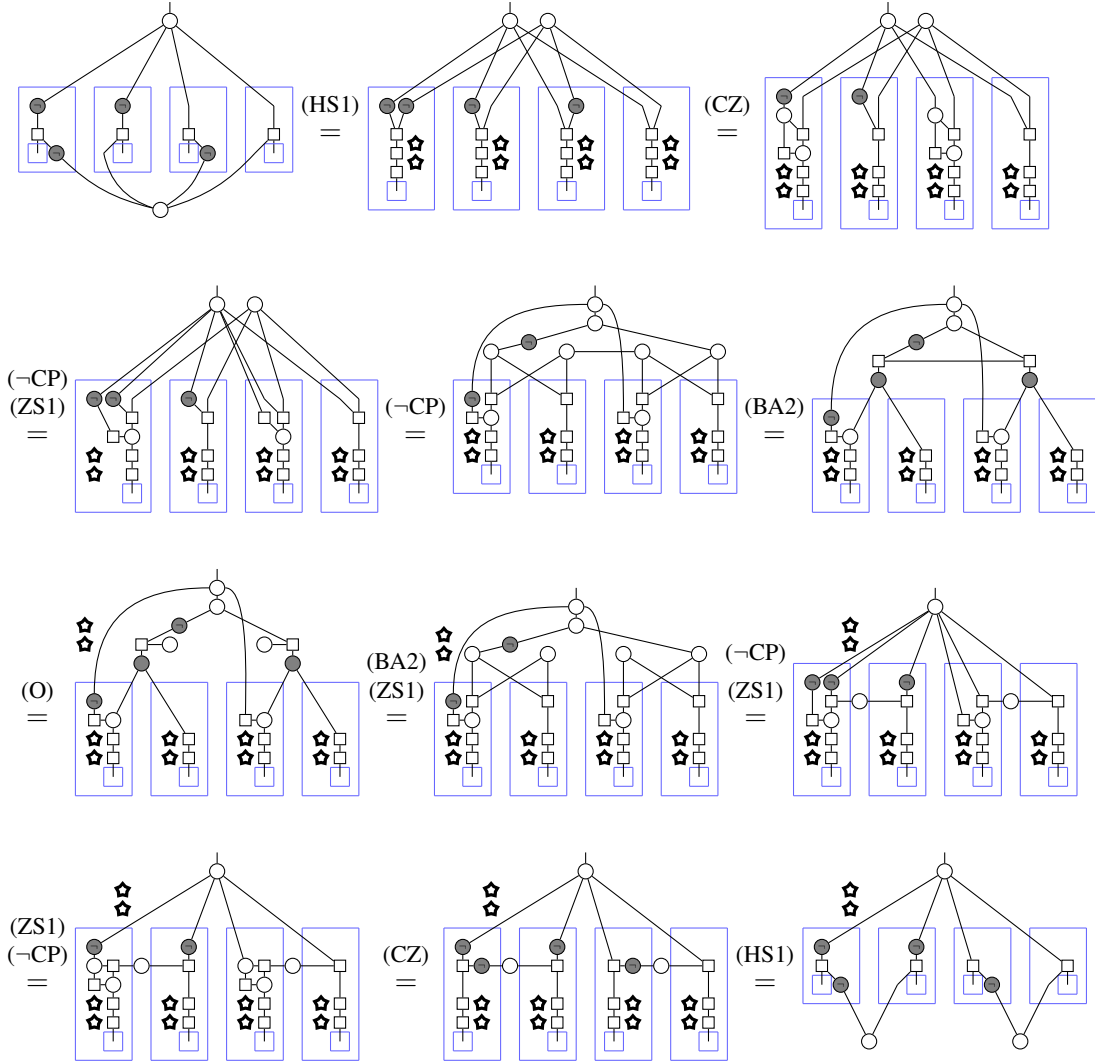
□

The following is a more general version of the lemmas in Ref. [1, Appendix B], and can in turn be seen as a generalisation of (O).

Lemma D.2. Instead of just wires, white spiders between an arbitrary number of H-boxes can be split using (O):

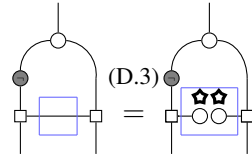


Proof.

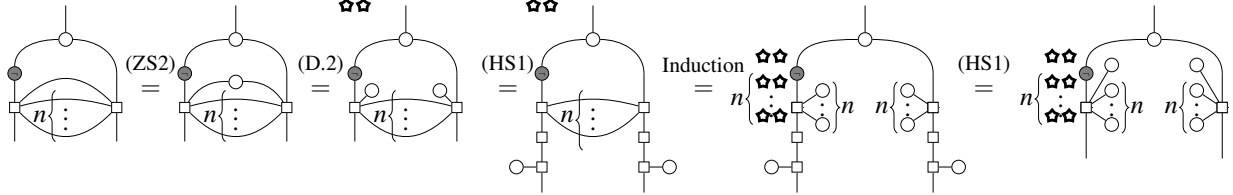


□

Lemma D.3. (O) can be applied on H-boxes connected by more than one wire.

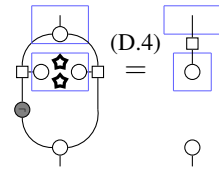


Proof. This is obviously true with 0 wires, and 1 wire is just (O). By induction:

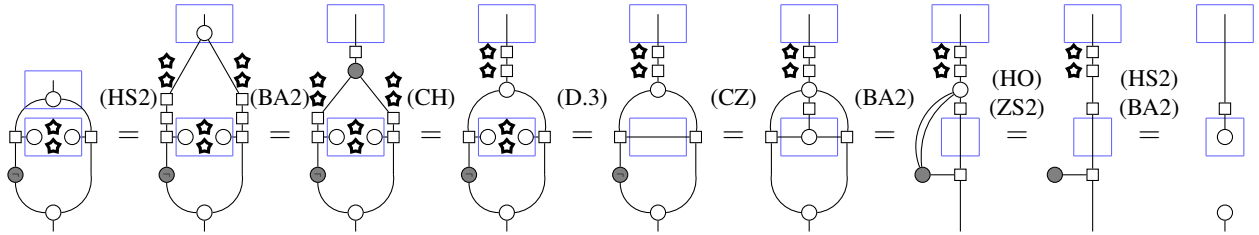


□

Lemma D.4. A phase-free analogue of (I!) from Ref. [1] for a limited family of diagrams holds:

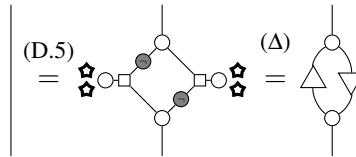


Proof.

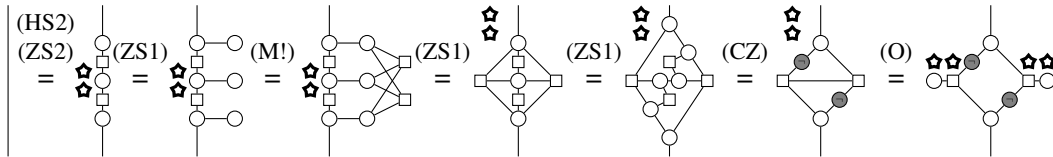


□

Lemma D.5. The identity can be brought to the following diagram resembling its normal-form:



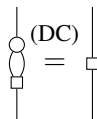
Proof.



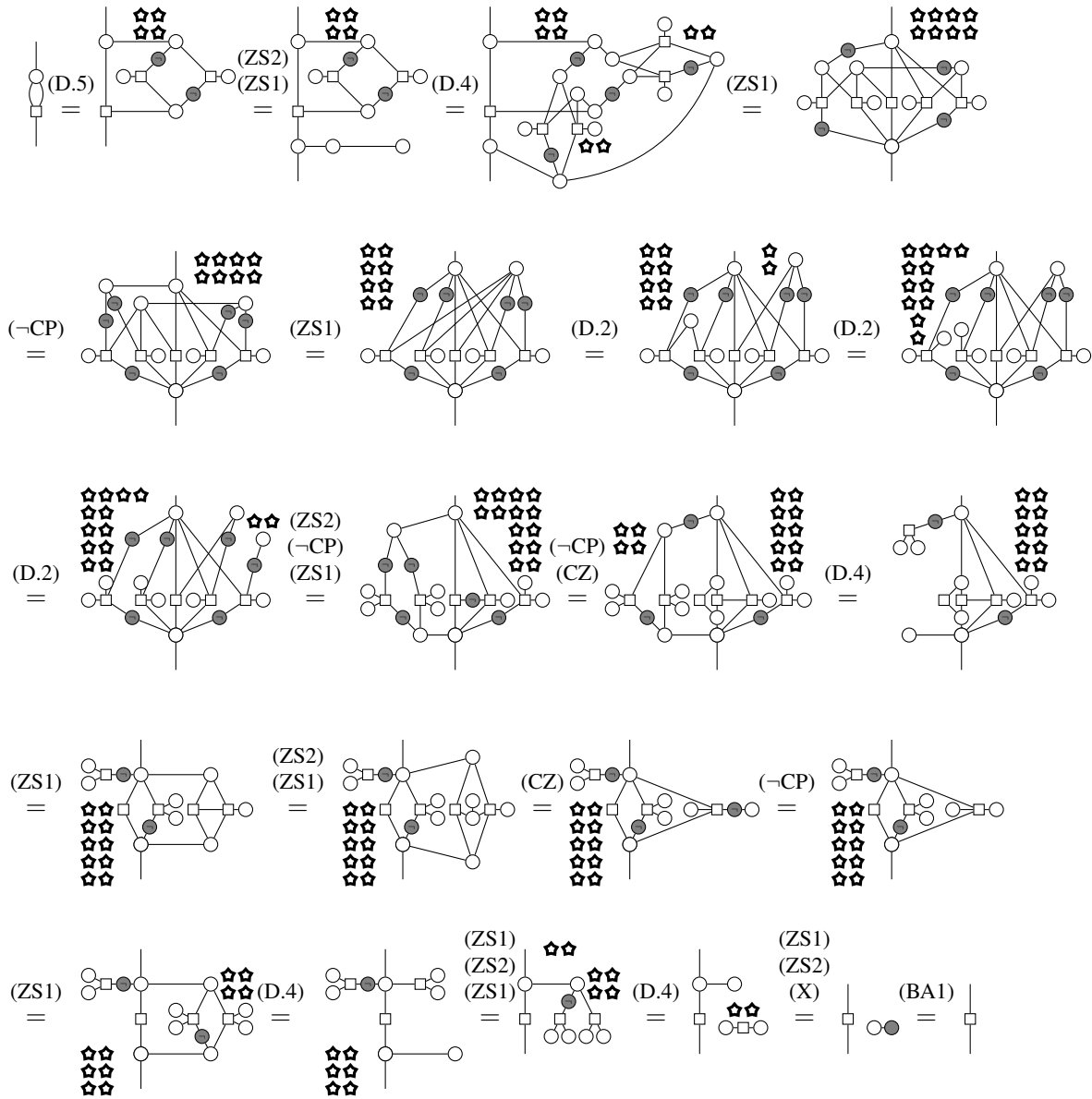
□

And finally, we can prove (DC):

Lemma D.6.



Proof.



□