

Single Machine Graph Analytics on Massive Datasets Using Intel® Optane™ DC Persistent Memory

Gurbinder Gill
gill@cs.utexas.edu

The University of Texas at Austin
Austin, Texas

Roshan Dathathri
roshan@cs.utexas.edu

The University of Texas at Austin
Austin, Texas

Loc Hoang
loc@cs.utexas.edu

The University of Texas at Austin
Austin, Texas

Ramesh Peri
ramesh.v.peri@intel.com
Intel Corporation
Austin, Texas

Keshav Pingali
pingali@cs.utexas.edu
The University of Texas at Austin
Austin, Texas

ABSTRACT

Intel Optane DC Persistent Memory is a new kind of byte-addressable memory with higher density and lower cost than DRAM. This enables affordable systems that support up to 6TB of memory. In this paper, we use such a system for massive graphs analytics. We discuss how such a system should be deployed for such applications, and evaluate three existing shared-memory graph frameworks, Galois, GAP, and GraphIt, on large real-world web-crawls. We recommend algorithms and runtime optimizations for getting the best performance on such systems using the results of our study. We also show that for these applications, the Galois framework on Optane DC PMM is on average 2× faster than D-Galois, the state-of-the-art distributed graph framework, on a production cluster with similar compute power. Thus, Optane DC PMM yields benefits in productivity, performance, and cost for massive graph analytics.

1 INTRODUCTION

Graph analytics systems must process graphs with tens of billions of nodes and trillions of edges. Since the main memory of most single machines is limited to a few hundred GBs, shared-memory graph analytics systems like Ligra [40], Galois [35] and GraphIt [50] cannot be used to perform in-memory processing of such large graphs. Two approaches have been used in the literature to circumvent this problem: (i) *out-of-core* processing and (ii) *distributed-memory* processing.

In out-of-core systems, the graph is stored in secondary storage (SSD/disk), and portions of the graph are read into DRAM under software control for in-memory processing. State-of-the-art systems in this space include X-Stream [38], GridGraph [52], Mosaic [31] and BigSparse [27]. Secondary storage devices do not support random accesses efficiently, so data must be fetched and written in blocks. As a consequence, algorithms that perform well on shared-memory machines often perform poorly in an out-of-core setting, and it is necessary to rethink algorithms and implementations when transitioning from in-memory graph processing to out-of-core processing. In addition, the graph may need to be pre-processed to organize the data into a layout that is friendly for out-of-core processing.

Large graphs can also be processed using distributed-memory clusters that have a sufficient number of machines and memory for in-memory processing of the graphs. The graph is partitioned

among the machines in a cluster using one of many partitioning policies that have been studied in the literature [22]. Communication is required during the computation to synchronize updates to node values across the entire cluster. State-of-the-art systems in this space include D-Galois [18] and Gemini [51]. Distributed-memory graph analytics systems have the advantage that they can be scaled out by adding new machines to provide additional memory and compute power. Additionally, the overhead of communication can be reduced by choosing good partitioning policies, avoiding small messages, and optimizing metadata. However, communication remains the bottleneck in these systems [18].

Intel® Optane™ DC Persistent Memory (Intel Optane DC PMM) is a new memory technology that promises to revolutionize this area. Intel Optane DC PMM is byte-addressable memory which has the same form factor as DDR4 DRAM modules but with higher memory density and lower cost. It has longer access times compared to DRAM, but it is much faster than SSD. It can be set up to use the DRAM in the system as a very large cache. This allows a single machine to have up to 6TB of storage at relatively low cost, and in principle, it can be used to run memory-hungry applications without requiring the substantial reworking of algorithms and implementations that is required for out-of-core or distributed-memory processing.

In this paper, we explore the use of Intel Optane DC PMM for analytics of very large graphs such as web-crawls up to 1TB in size. We first describe system options in setting up the machine with Intel Optane DC PMM and show how these options can be chosen to optimize performance for graph analytics applications. Then, we compare the performance of three shared-memory graph analytics frameworks - Galois [35], GAP [5], and GraphIt [50] - on a machine with this set-up. Our experiments show that Galois has the flexibility needed to exploit the potential of Intel Optane DC PMM, particularly for very large web-crawl graphs that have a relatively large diameter. We also find that shared-memory Galois algorithms running on a single machine with Intel® Optane™ DC Persistent Memory mostly outperform the same algorithms when executed on a distributed cluster with up to 256 machines. An added bonus is that the Intel Optane DC PMM system supports more efficient shared-memory algorithms such as those using pointer-jumping, which are difficult to implement on distributed-memory machines.

The rest of this paper is organized as follows. Section 2 introduces Intel® Optane™ DC Persistent Memory. Section 3 describes how to

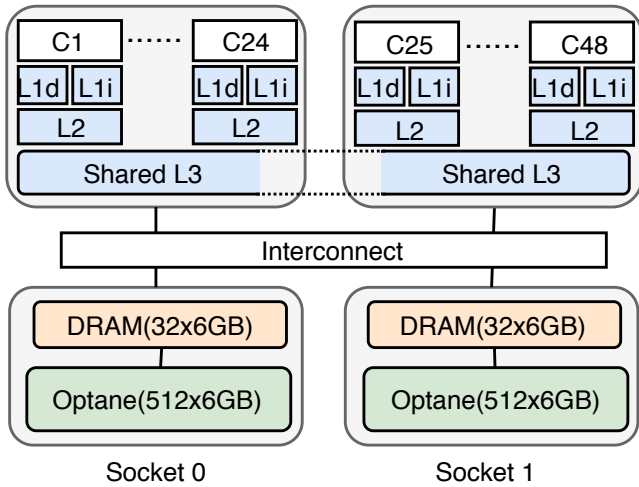


Figure 1: 2 socket machine with 384GB of DRAM and 6TB of Intel Optane DMM.

set up large-memory systems for efficient graph analytics. Section 4 discusses how to design graph algorithms for use on large-memory systems. Section 5 presents our experimental evaluation. Section 6 surveys related work.

2 INTEL® OPTANE™ DC PERSISTENT MEMORY

Intel® Optane™ DC persistent memory is a new memory technology that delivers a unique combination of affordable large capacity and persistence (non-volatility). As shown in Figure 1, this memory adds one more level in the memory hierarchy which can improve the performance of applications that require large amounts of memory in application areas like in-memory databases and realtime data analytics. This memory comes in the same form factor as a DDR4 memory module and has same electrical and physical interfaces. However, it uses a different protocol than DDR4 which means that the CPU must have Intel Optane DC PMM support in its memory controller. Similar to the DRAM distribution in NUMA systems, the Intel Optane DC PMM are also distributed among sockets. Figure 1 shows an example of a two socket machine with 6TB of Intel Optane DC PMM split among the sockets.

A study has shown that on six interleaved Optane DC PMMs, maximum read bandwidth is roughly 49 GB/s and maximum write bandwidth is roughly 14 GB/s [26], and the read latency of a Optane DC PMM random load is 305ns [26]. Although Intel Optane DC PMM is slower than DDR4, the large capacity offered by these DIMMs enables us to analyze much larger datasets on a single machine than was possible earlier.

2.1 Memory Configurations in Intel® Optane™ DC Persistent Memory

Intel Optane DC PMM can be configured either as volatile main memory (called memory mode) or persistent memory (called app-direct mode), or a combination of both. Users can choose the appropriate mode depending on their application.

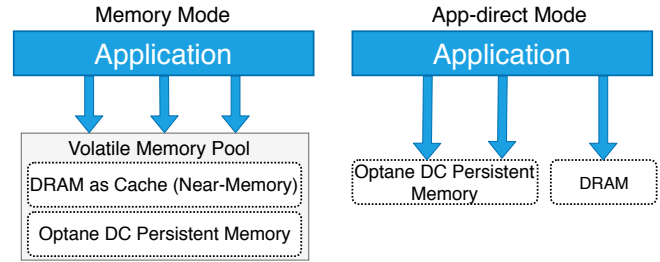


Figure 2: Intel Optane DC PMM modes

Memory Mode: In memory mode, the operating system sees Intel Optane DC PMM as main memory, and DRAM acts as direct-mapped (physically indexed and physically tagged) cache called *near-memory* to deliver DRAM-like performance at substantially lower cost and power with no modifications to the application. Although the memory media is persistent, the memory controller in the CPU makes it look like volatile memory to the software. This enables a common two-socket system to provide up to 6TB of main memory, something which is difficult and expensive to do with DRAM (if it is even possible). Traditional code optimization techniques for caches which are well understood like blocking and other locality improvement transformations can be used to tune the applications to run well in this configuration.

In addition, software needs to be optimized for certain asymmetries in current machines with Intel Optane DC PMM. Intel Optane DC PMM modules on a given socket can only use the DRAM present in its local NUMA node as near-memory. Therefore, in addition to NUMA allocation considerations, Intel Optane DC PMM has to take the near-memory hit rate into account as well. The cost of a local near-memory miss is much higher than the remote near-memory hit (as we show in our evaluation), so it is more beneficial to allocate memory such that system can utilize more DRAM as near-memory even if it means more remote NUMA accesses.

App-direct Mode: In this mode, Intel Optane DC PMM modules can be provisioned as persistent memory, and software can access this memory in a byte-addressable way. This mode provides flexibility for developers to utilize this functionality through operating system or middle-ware libraries (which will enable applications to run on these systems without any modifications) or through modifications to the applications themselves to get the best value from these persistent memory modules. The Persistent Memory Development Kit (PMDK) [2] is one such example of libraries that can make programming in app-direct mode efficient. One compelling case for app-direct mode is in large memory databases where indices can be stored in persistent memory to avoid rebuilding them at every reboot, which achieves significant reduction in restart time.

Intel Optane DC PMM modules can be easily configured and managed using an application programming interface or command line interface provided by `ipmctl` [16] OS utility in Linux¹. When all the Intel Optane DC PMM modules are configured in app-direct mode using `ipmctl`, DRAM is used as the main volatile-memory.

¹For example, `ipmctl create -goal MemoryMode=x PersistentMemoryType=AppDirect` will configure the machine to use x% of Intel Optane DC PMM modules capacity in the memory mode and rest in the app-direct mode. For $x > 0$, the whole DRAM present on the machine is used as the cache (*near-memory*).

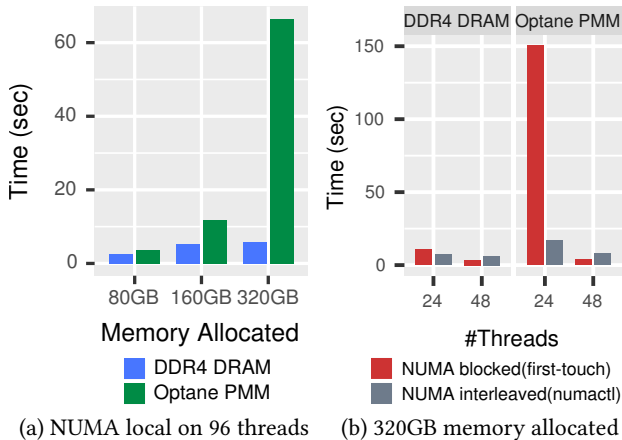


Figure 3: Time to write memory allocated on Intel Optane DC PMM and DDR4 DRAM using a micro-benchmark.

In this paper, we focus on memory mode. Detailed specifications for the particular machine with Intel® Optane™ DC Persistent Memory used in our study are given in Section 5.1.

3 SETTING UP LARGE-MEMORY MACHINES FOR GRAPH ANALYTICS

We describe how large-memory systems like our Intel® Optane™ DC Persistent Memory machine must be set up to get good performance on graph analytics applications. There are three main issues: NUMA-aware allocation, NUMA-aware migration, and page size.

3.1 NUMA-aware Allocation

NUMA-aware allocation allocates memory on the same NUMA node as the cores that will access the memory since this may increase bandwidth and reduce latency of memory accesses.

NUMA-aware allocation policies fall into three main categories: (a) *NUMA local*, which chooses a particular NUMA node specified at allocation time (if there is not enough memory available on the preferred node, other NUMA nodes will be used), (b) *NUMA interleaved*, which allocates the memory by interleaving physical pages across NUMA nodes in a round-robin fashion, and (c) *NUMA blocked*, which blocks the physical pages to be allocated (blocks can be of different sizes) and distributes the blocks among NUMA nodes on the system.

There are several ways to implement these policies. The allocation policy can be set globally by using OS utilities such as `numactl` on Linux. A more fine-grained allocation policy can be implemented at the application level by using an OS-provided NUMA allocation library (`numa.h` in Linux) which contains `numa_alloc` functions to use different NUMA policies for different memory allocations inside a single application. OS-based approaches, however, can only use the NUMA local or NUMA interleaved policies. Another way to get fine-grained NUMA-aware allocation is to manually allocate memory using anonymous `mmap` and have threads on different sockets inside the application touch the pages (referred to as *first-touch*) to allocate them on the desired NUMA nodes. This method, unlike OS-provided methods, allows applications to

implement application-specific NUMA-aware allocation policies other than local or interleaved.

To demonstrate and understand the differences in local, interleaved, and blocked NUMA allocation policies on our Intel Optane DC PMM setup, we use a simple micro-benchmark that allocates m amount of memory and writes to each location once using t threads such that each thread get a contiguous block to write sequentially. Figure 3(a) shows the execution time of the microbenchmark on DDR4 DRAM and Intel Optane DC PMM for the NUMA local allocation policy using $t = 96$ and different m . In this policy, all the memory of socket 0 is used before memory from socket 1 is allocated. We observe that going from 80GB to 160GB increases the execution time by $2\times$ for both DRAM and Intel Optane DC PMM: this is expected since we are increasing the work by $2\times$. Going from 160GB to 320GB also increases the work by $2\times$. For DRAM, a 320GB allocation spills over to the other socket (each socket has only 192GB) and this increases the effective bandwidth by $2\times$, so the execution time does not change much. In Intel Optane DC PMM, however, the 320GB is allocated entirely on socket 0 as our machine has 3TB per socket. Since there is no change in bandwidth, one would expect the performance to degrade by $2\times$, but it actually degrades by $5.6\times$. This is because the machine only gets to use 192GB of DRAM as near-memory; this cannot fit all 320GB, so the conflict miss rate increases by roughly $1.8\times$. We conclude that (i) near-memory conflict misses are detrimental to the performance for Intel Optane DC PMM and (ii) the NUMA local allocation policy is not suitable for $m > 192\text{GB}$ on our setup.

The execution time of the microbenchmark on DDR4 DRAM and Intel Optane DC PMM for NUMA interleaved and blocked allocation policies using $m = 320\text{GB}$ and different t is shown in Figure 3(b). For DRAM, both policies are similar for different t as the 320GB allocation spills over to the second socket. However, when $t \leq 24$ on Intel Optane DC PMM, only threads on socket 0 are used, so the blocked policy only allocates memory on socket 0 (because it uses *first-touch*), thus degrading performance by $39\times$ as compared to 48 threads, where allocation is equally divided among sockets. In contrast, the NUMA interleaved policy for 24 threads uses both sockets, and improves performance by $9\times$ although 50% of accesses are remote when $t \leq 24$, but it performs worse than blocked when $t = 48$.

The main takeaways from these results are (1) the cost of local near-memory misses are much higher ($9\times$) than remote near-memory hits and (2) the NUMA policy that maximizes the amount of near-memory available should be selected using application-level fine-grained control (recall that NUMA blocked cannot be used using OS utilities).

3.2 NUMA-aware Migration

When an OS-level NUMA allocation policy is not specified or when the application-level NUMA policy is not visible to the OS, the OS (Linux) can dynamically migrate data between NUMA nodes to increase the proportion of local NUMA accesses. NUMA page migrations are helpful for multiple applications sharing a single system as they try to move pages closer to the cores assigned to each application. However, for a single application running on the machine, this policy may not always be useful, especially when

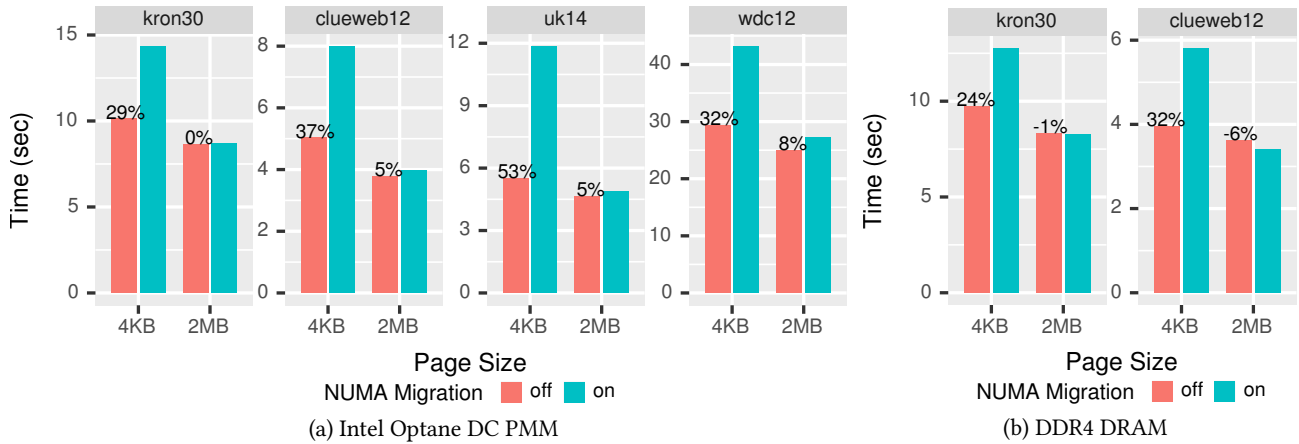


Figure 4: Execution time of bfs in Galois using small (4KB) and huge (2MB) page sizes with and without NUMA migration.

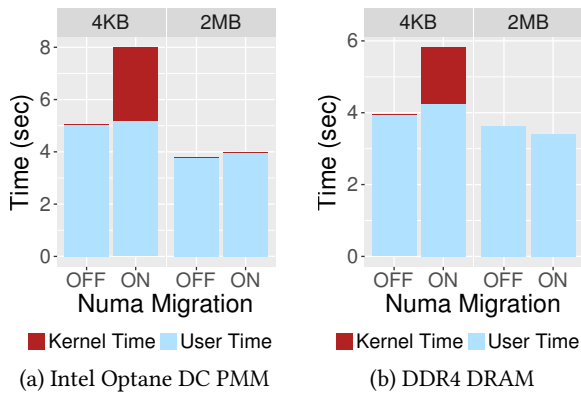


Figure 5: Breakdown of execution time of bfs in Galois for clueweb12 with different page sizes.

application has specified its own NUMA allocation policy using its knowledge of memory access patterns.

OS-directed migrations has many overheads: (a) it requires book-keeping to track accesses to the pages to select pages for migration, and (b) migration changes the virtual-to-physical address mapping, which makes the Page Table Entries (PTEs) cached in CPU’s translation Lookaside Buffers (TLBs)² stale and, therefore, causes TLB shutdown on each core. TLB shutdown involves slow operations such as issuing inter-process-interrupts (IPIs), and it also increases TLB misses. Researchers in the past have also looked at the impact of page granularity on migration overhead in systems [39].

Figure 4 shows the effect of NUMA migration for breadth-first search (bfs)³ (similar trends are observed for other benchmarks) using Galois for different input graphs on both Intel Optane DC PMM and DDR4 DRAM. It also shows the effect of migrations for two page sizes: (a) 4KB small page size and (b) 2MB huge page size. The number on each bar presents the % change in the execution

time when NUMA migration is turned off⁴. A positive number means turning migration off improves the performance. Galois uses the NUMA interleaved allocation policy in this experiment. Figure 4 shows that performance improves in most cases if NUMA migration is turned off: (1) 4KB small page size shows more performance improvement than 2MB huge pages, (2) the % improvement on small page size is higher for Intel Optane DC PMM as compared to DRAM, and (3) the % improvement for huge page size increases with the graph size on Intel Optane DC PMM system.

Figure 5 shows breakdown of time spent in OS kernel and user code, and Table 1 show the number of pages migrated for bfs on clueweb12 for both small and huge pages. We observe that the number of migrations is in the millions for small pages and the hundreds for huge pages. The finer granularity of small pages makes them more prone to migrations. The number of small pages being 512× the number of huge pages also increases the bookkeeping overhead in the OS. This is also reflected in the amount of time spent in the OS kernel due to NUMA migrations, which goes away when we turn migrations off. Figure 5 also shows that the time spent in user code is not affected by the NUMA migrations, which shows that migrations are adding additional overhead without giving significant benefits. Another way to measure the efficacy of the page migrations is to measure the % of local DRAM accesses or local near-memory accesses in Intel Optane DC PMM . If migration is beneficial, then this should improve. Table 1 shows that this do not change much.

NUMA migrations hurt performance more on Intel Optane DC PMM as compared to DRAM due to (a) a higher cost of bookkeeping as memory accesses are more expensive and (b) a higher cost of TLB shutdown⁵ as the near-memory is a direct-mapped cache⁶. Larger graphs exacerbate this as they use more pages.

These results of these experiments suggest that NUMA migration should be turned off for graph analytics applications.

²TLBs are hardware structures that cache recently used PTEs to optimize virtual-to-physical address translation by avoiding page walks. Typically, each CPU core has its own TLB hierarchy.

³Graph analytics applications tend to have irregular access patterns: accesses may be random, so there may be many shared accesses across NUMA sockets.

⁴NUMA migrations in Linux can be turned off by setting a kernel flag `numa_balancing`.

⁵Frequent TLB shutdown will increase the near-memory access latency.

⁶Virtual addresses need to be translated to physical addresses before cache (near-memory) can be accessed.

Table 1: Data TLB misses (Load + Store) and page migrations for bfs with small (4KB) page size on Intel Optane DC PMM.

	NUMA Migrations On			NUMA Migrations Off		
	DTLB misses	Pages migrated	% local access	DTLB misses	Pages migrated	% local access
clueweb12	303.5M	7.9M	51.3%	138.7M	0	50.9%
wdc12	251M	28.2M	49.3%	144.5M	0	50.5%

Table 2: Number of pages, Data TLB misses (Load + Store) and CPU cycles spent in page walking for small (4KB) and huge (2MB) page sizes for bfs on Intel Optane DC PMM.

	Small page size (4KB)			Huge page size (2MB)		
	Total pages	DTLB misses	CPU cycles in page walk	Total pages	DTLB misses	CPU cycles in page walk
clueweb12	43.6M	138.7M	23.4B	0.085M	43.1M	3.2B
wdc12	132.8M	144.5M	47.7B	0.26M	76.9M	5.4B

3.3 Page Size Selection

When memory sizes and workload sizes grow, the time spent handling TLB misses can become a performance bottleneck since large working sets necessitate many virtual-to-physical address translations that may not be cached in the TLB. This bottleneck can be tackled either (a) by increasing the TLB size in the hardware or (b) by increasing the page size. The TLB size is determined by the micro-architecture and, therefore, cannot easily be changed by a user. On the other hand, processors today allow users to use a variety of page sizes since different page sizes work best for different types of workloads. For example, x86 supports traditional 4KB small pages as well as 2MB and 1GB huge pages. In Linux, huge pages are reserved by writing the number of desired pages to `/proc/sys/vm/nr_hugepages` and passing `MAP_HUGETLB` flag to `mmap`; otherwise, small pages are used by default.

We studied the impact of page size for graph analytics applications for a 4KB small page size and a 2MB huge page size. Figure 4 shows the performance of bfs (similar behavior was observed for other benchmarks) using Galois [35] for various large graphs on (a) Intel Optane DC PMM and (b) DDR4 DRAM. NUMA migration is turned off, and Galois uses NUMA interleaved allocation. We observe that using huge pages is always beneficial for graph analytics applications on large input graphs as huge pages reduce the number of the number of pages required by 512 \times , which reduces the number of TLB misses (3.2 \times for clueweb12 and 1.9 \times for wdc12 as seen in Table 2) and CPU cycles spent on page walking on TLB misses (7.3 \times for clueweb12 and 8.8 \times for wdc12 as seen in Table 2). We also observe that the benefits of huge pages are higher on Intel Optane DC PMM than on DRAM since TLB misses increase the near-memory access latency. Huge pages increase the TLB reach⁷, thereby reducing the TLB misses.

These results suggest that a huge page size of 2MB is good for graph analytics on Intel Optane DC PMM.

4 EFFICIENT ALGORITHMS FOR INTEL[®] OPTANE[™] DC PERSISTENT MEMORY

In graph algorithms, each node has one or more labels that are initialized at the start of the computation and updated repeatedly during the computation until a quiescence condition is reached. Label updates are performed by applying an *operator* to *active nodes* in the graph [36]. In some systems such as Galois [35], an operator may read and update an arbitrary portion of the graph surrounding the active node, and this is called its *neighborhood*. However, most shared-memory systems such as Ligra [40] and GraphIt [50] support only a limited class of operators called *vertex operators* whose neighborhoods are only the immediate neighbors of the active node. A *push-style* operator updates the labels of the neighbors of the active node, while a *pull-style* operator updates the label of only the active node. *Direction-optimizing* implementations [4] can switch between push and pull style operators dynamically, but they require a reverse edge for every forward edge in the graph, which doubles the memory footprint of the graph.

To find active nodes in the graph, algorithms take one of two approaches. A *topology-driven* algorithm executes in rounds, and in each round, it applies the operator to all the graph nodes; the Bellman-Ford algorithm for single-source shortest path (sssp) computation is an example. These algorithms are simple to implement, but they may not be work-efficient if there are few active nodes in the graph in many rounds. To address this, *data-driven* algorithms track active nodes explicitly and apply the operator only to these nodes. At the start of the algorithm, some nodes are active; applying the operator to an active node may activate other nodes, and operator application continues until there are no active nodes in the graph. Dijkstra and delta-stepping sssp algorithms are examples. Active nodes can be tracked using a bit-vector of size N if there are N nodes in the graph: we call this a *dense worklist* [50]. Other implementations keep an explicit worklist of active nodes [35]: we call this a *sparse worklist*.

4.1 Algorithms for very large graphs

At present, very large graphs are usually analyzed using clusters or out-of-core systems, but these platforms support only vertex programs. Conventional wisdom in the field is that vertex programs are adequate for power-law graphs since they have a small diameter and information does not have to propagate many hops in these graphs. Although it is known that vertex programs do not perform well on high-diameter graphs like road networks, road networks are small enough that out-of-core and distributed-memory processing is not needed [36].

Using the Intel Optane DC PMM system, we were able to use a single machine to perform analytics on very large graphs, and our results suggest that conventional wisdom in this area needs to be revised. *The key issue is highlighted by Table 3: clueweb12, uk14, and wdc12, which are real-world web-crawls, actually have a very high diameter compared to kron and rmat, the synthetic power-law graphs*⁸.

Figure 6 shows the execution time of different algorithms for bfs, cc, and sssp on Intel Optane DC PMM using the clueweb12,

⁷TLB reach = (TLB size \times page size).

⁸Details of these graphs are given in Section 5.1.

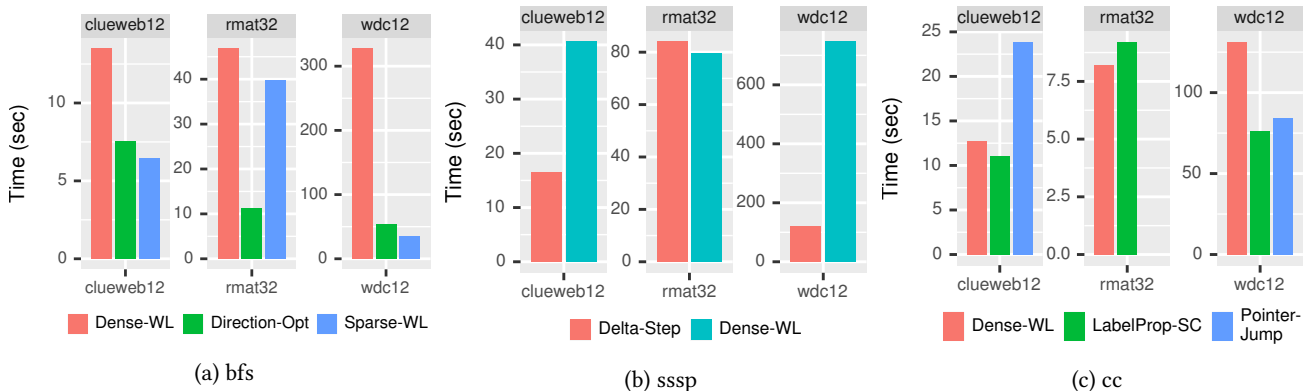


Figure 6: Execution time of different variants of algorithm in Galois Intel Optane DC PMM.

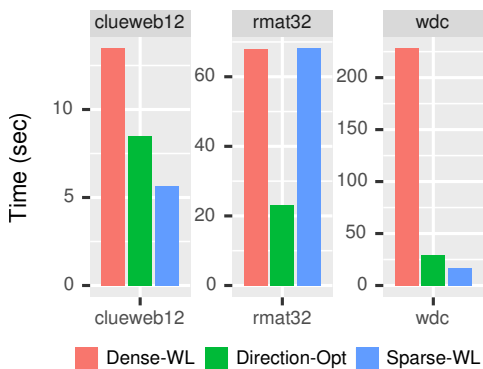


Figure 7: Execution time of different variants of bfs algorithm in Galois on Entropy (1.5TB DRAM).

rmat32 and wdc12 graphs. For bfs, we also show execution times on a different machine, called Entropy (machine description in section 5.1), with large enough DRAM (1.5TB) to store these graphs.

For bfs, a vertex program with direction optimization performs well for rmat32 since it has a low-diameter, but for the real-world web-crawls, which have much higher diameter, it is outperformed by an implementation with a push-style operator and a sparse worklist since this algorithm has a lower memory footprint, makes fewer memory accesses, and is more efficient in the later rounds when there are few active nodes. For sssp, the delta-stepping algorithm, which maintains a sparse worklist, significantly outperforms the implementation with the dense worklist. For cc, label propagation combined with short-cutting (denoted LabelProp-SC) [43] and pointer-jumping (denoted Pointer-jump), both which use non-vertex operators, significantly outperform the algorithm that uses a vertex operator for the real-world web-crawls.

These findings do not apply only to Intel Optane DC PMM: Figure 7 shows the same experiments for bfs but conducted on Entropy with enough DRAM memory to fit the graphs. The trends are similar to those on the machine with Intel Optane DC PMM.

To summarize, large real-world web-crawls, which are the largest graphs available today, actually have a high diameter, unlike synthetically generated rmat and kron graphs. Therefore conclusions

Table 3: Inputs and their key properties.

	kron30	clueweb12	uk14	rmat32	wdc12
$ V $	1,073M	978M	788M	4295M	3,563M
$ E $	10,791M	42,574M	47,615M	68,719M	128,736M
$ E / V $	16	44	60.4	16	36
max D_{out}	3.2M	7,447	16,365	10.4M	55,931
max D_{in}	3.2M	75M	8.6M	10.4M	95M
Approx. diameter	6	498	2498	7	5274
Size on Disk (GB)	136	325	361	544	986

drawn from experiments with rmat and kron graphs can be misleading. On distributed-memory and out-of-core platforms, one is forced to use vertex programs anyway but on machines with Intel Optane DC PMM, it is advantageous to use algorithms with non-vertex operators and explicit worklists of active nodes. Frameworks that support only vertex operators or that do not have worklists are at a disadvantage on this platform when processing large real-world web-crawls.

5 EXPERIMENTAL EVALUATION

Section 5.1 describes the experimental setup. In Section 5.2, three shared-memory graph analytics systems - Galois [35], GraphIt [50], and GAP [5] - are evaluated on the Intel Optane DC PMM machine using a number of graph analytics applications, and it is shown that Galois performs best. The rest of the study uses Galois. Section 5.3 describes experiments with medium-sized graphs which are stored either in Intel Optane DC PMM or in DRAM. These experiments provide end-to-end estimates of the overhead of executing the applications with data in Intel Optane DC PMM rather than in DRAM. Section 5.4 describes experiments with very large graphs that fit only in Intel Optane DC PMM, and performance is compared with distributed-memory execution on a production cluster with up to 128 Skylake nodes using the D-Galois [18] system.

5.1 Experimental Setup

Intel Optane DC PMM experiments were conducted on a single two socket machine with Intel’s second generation Xeon scalable processor (“Cascade Lake”) with 48 cores (we use up to 96 threads with hyperthreading) with a clock rate of 2.2 Ghz. The machine has 6TB of Intel Optane DC PMM, 384GB of DDR4 RAM, and 32KB L1 data cache, as shown in Figure 1. The system has a data TLB which

is 4-way associative with 64 entries for 2KB pages (small pages) and 4-way associative with 32 entries for 2MB pages (huge pages). Code is compiled with g++ 7.3. We used the same machine for DRAM experiments by configuring all the Intel Optane DC PMM modules in app-direct mode using `ipmctl` utility to use DRAM as the main volatile-memory. To collect hardware counters and analyze performance, we used Intel® Vtune™ Amplifier [15] and Intel® Platform Profiler [14].

We also conducted some experiments on a large DRAM four socket machine (referred to as Entropy) with Intel Xeon Platinum 8176 ("Skylake") processor with 112 cores with a clock rate of 2.2 Ghz and 1.5TB of DDR4 DRAM.

Distributed-memory experiments were conducted on the Stampede2 [42] cluster at the Texas Advanced Computing Center using up to 128 Intel Xeon Platinum 8160 ("Skylake") nodes with 48 cores with a clock rate of 2.1 Ghz, 192GB of DDR4 RAM, and 32KB L1 data cache. Machines in the cluster are connected with a 100Gb/s Intel Omni-Path interconnect. We use LCI [17] for message passing between hosts⁹. Code is compiled with g++ 7.1.

Table 3 specifies the input graphs: `clueweb12` [37], `uk14` [6, 7], and `wdc12` [34] are web-crawls (`wdc12` is the largest publicly available one), and we use them throughout our study; `kron30` and `rmat32` are randomized scale-free graphs generated using `kron` [30] and `rmat` [9] generators (using weights of 0.57, 0.19, 0.19, and 0.05, as suggested by `graph500` [1]). `kron30` fits into DRAM, so we use it to illustrate differences in workloads that fit into DRAM and those that do not. `rmat32` is also a synthetic powerlaw graph, but it does not fit in DRAM on our machine. All graphs are unweighted, so we generate random weights for all of them for `sssp` computation.

Our evaluation uses 6 benchmarks: single-source betweenness centrality (`bc`), breadth-first search (`bfs`), connected components (`cc`), k-core decomposition (`kcore`), pagerank (`pr`), and single-source shortest path (`sssp`). The only benchmark that uses weights is `sssp`. The source node for `bc`, `bfs`, and `sssp` is the maximum out-degree node. The tolerance for `pr` is 10^{-6} . The k in `kcore` is 100. *All benchmarks are run until convergence except for `pr`, which is run for up to 100 rounds.* We present the mean of 3 runs.

5.2 Galois, GAP and GraphIt on Intel Optane DC PMM

To choose a shared-memory graph analytics system for our experiments, we evaluate (1) Galois [35], which is a library and runtime for graph processing, (2) GAP [5], which is a benchmark suite of graph applications, and (3) GraphIt [50], which is a domain-specific language (DSL) and optimizing compiler for graph computations. They exemplify different approaches to shared-memory graph analytics.

Galois is a C++-based general-purpose programming system based on a sophisticated runtime that permits optimizations to be specified in the program at compile-time or at runtime, giving the application programmer a large design space of implementations that can be explored. However, it requires more programmer effort than GAP and GraphIt. GAP is a benchmark suite of common graph analytics algorithms; the code is written by expert programmers, so the user cannot choose optimizations. GraphIt is a DSL that

supports only vertex programs, and it has a sophisticated compiler that uses auto-tuning to generate optimized code; the optimizations are under the control of the programmer. For Galois and GraphIt, we attempt to choose the best-performing set of optimizations for every benchmark and input. We do not modify the internals of any system in the experiments reported here.

The `kcore` application is not implemented in GAP and GraphIt, so we omit it in the comparisons reported in this section. We omit the two largest graphs (`rmat32` and `wdc12`) for GAP and GraphIt because neither of them can handle graphs that have more than $2^{31}-1$ nodes (they use a signed 32-bit `int` for storing node IDs). GAP and GraphIt do not use NUMA allocation policies within their applications, so we use the OS utility `numactl` to choose the NUMA interleaved policy. For Galois, we chose the best-performing algorithm using a runtime option, but we did not modify the program to try different worklists or chunk-sizes. Galois allows application programmers to choose NUMA interleaved or blocked allocation policies for each application by modifying a template argument in the program, and we choose interleaved for `bfs` and `sssp` and blocked for `bc`, `cc`, and `pr`. For GraphIt, we used the optimizations recommended by the authors [50] for scale-free graphs (we explored a few other optimizations as well, but the recommended one was the best). We disable NUMA migration for all experiments.

Figure 8 shows the execution times of the benchmarks on Intel Optane DC PMM for `clueweb12` and `uk14` (GraphIt does not have `bc`). Galois is generally much faster than GraphIt and GAP: on the average, Galois is 3.6× and 1.6× faster than GraphIt and GAP, respectively. There are many reasons for these performance differences.

Algorithms and implementation choices are part of the story as discussed in Section 4.1. For `bfs`, GAP and GraphIt¹⁰ use direction-optimization that accesses both in-edges and out-edges (increasing memory accesses), while Galois does not. For `sssp`, GAP and Galois use delta-stepping, which requires a complicated worklist, while GraphIt does not because it does not support such worklists. For `cc`, GAP and Galois use a union-find based *pointer-jumping* algorithm, while GraphIt uses a label propagation algorithm because it supports only vertex programs. For all algorithms, GAP and GraphIt uses a dense worklist to store the *frontier*, while Galois uses a sparse worklist except for `pr` (large diameter graphs tend to have sparse frontiers). All three systems use the same algorithm for `pr`.

Another key difference is the way in which the three systems perform memory allocations. Galois is the only framework that uses a huge page size of 2MB, whereas GAP and GraphIt use a small page size of 4KB. As shown in Section 3, huge pages can significantly reduce the cost of memory accesses. Galois is also the only one to provide NUMA blocked allocation, and we chose that policy because it performed observably better than the interleaved policy (the performance difference was within 18%). In addition, GAP and GraphIt allocate memory for both in-edges and out-edges of the graph, while Galois allocates memory only for whichever direction is needed by the algorithm. This not only increases the memory footprint for GAP and GraphIt but may also lead to conflict misses in near-memory when both in-edges and out-edges are accessed.

⁹Dang et al. [17] show the benefits of LCI over MPI for graph analytics.

¹⁰GraphIt also uses direction-optimization for `cc` and `sssp`.

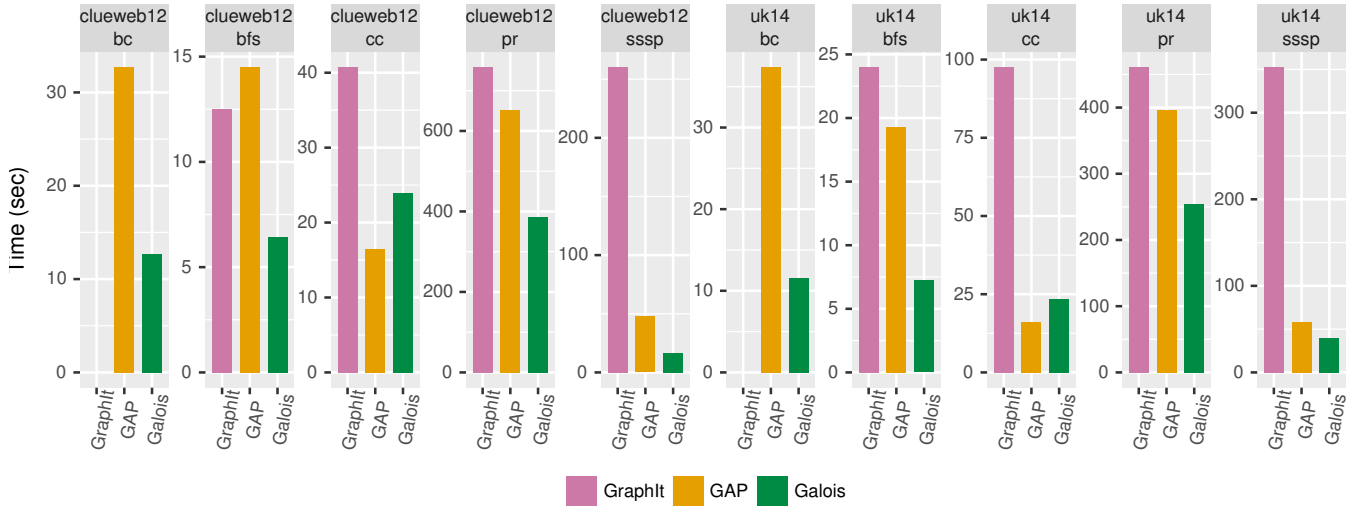


Figure 8: Execution time of benchmarks in GraphIt, GAP, and Galois on Intel Optane DC PMM using 96 threads.

5.3 Medium-size graphs: using Intel Optane DC PMM vs. DDR4 DRAM

kron30 and clueweb12 (Table 3) fit in the 384 GB of DRAM available on the machine (using Galois). We used these graphs to measure the end-to-end overhead of using Intel Optane DC PMM for graphs that are small enough to fit in DRAM. We choose the algorithms in Galois that perform best on 96 threads (including newly implemented ones, so the execution time may be faster than those shown in Figure 8, which are directly from the system).

Figure 9 shows the strong scaling results on DRAM and on Intel Optane DC PMM with DRAM as cache. kron30 requires ~ 136 GB, which is a third of the DRAM available, so Intel Optane DC PMM delivers performance almost identical to DRAM by caching the graph in DRAM effectively. On the other hand, clueweb12 requires ~ 365 GB, which is quite close to the DRAM available, so there are significantly more conflict-misses ($\approx 26\%$) in the near-memory of Intel Optane DC PMM. On 96 threads, Intel Optane DC PMM can take up to 65% more execution time than DRAM, but on the average, it takes only 7.3% more time than DRAM.

Another trend is that if the number of threads is less than 24, Intel Optane DC PMM can be much slower than DRAM because of the way Galois allocates memory. Interleaved and blocked allocation policies in Galois interleave and block among the *threads* and not among the sockets. If the number of threads is less than 24, all threads run in a single socket and all memory ends up being allocated there, leading to under-utilization of the DRAM in the entire system, and this results in more conflict-misses in near-memory. This can be overcome by changing the allocation policy in Galois if it is important to run with a small numbers of threads.

5.4 Very large graphs: using Intel Optane DC PMM vs. a Cluster

For very large graphs that do not fit in DRAM, the conventional choices are to use either a distributed or an out-of-core system.

We focus on distributed execution in this section, using the state-of-the-art D-Galois system [18] on the Stampede2 [42] cluster at TACC. To partition graphs between machines, we follow the recommendations of a previous study [22] and use Outgoing Edge Cut (OEC) for 5 and 20 hosts and Cartesian Vertex Cut (CVC) for 256 hosts. On each machine, D-Galois uses the same computation runtime as Galois. D-Galois supports only vertex programs, which simplifies communication and synchronization. Therefore, it cannot support some of the more efficient non-vertex program algorithms in the Galois system. We exclude graph loading, partitioning, and construction time in the reported numbers.

For logistical reasons, it is difficult to ensure that both platforms use exactly same resources (threads and memory), so an apples-to-apples comparison is hard. However, Figure 10 shows the big picture. The bars labeled **O_** in each figure show times on the Intel Optane DC PMM system with the following configurations:

- **OB**: Performance using the best algorithm in Galois for that problem and all 96 threads
- **OA**: Performance using the best vertex programs in Galois for that problem and all 96 threads
- **OS**: Same as **OA** but using only 80 threads

The bars labeled **D_** in each figure show times on the Stampede2 system with the following configurations:

- **DB**: Performance using D-Galois vertex programs on 256 machines (12288 threads)
- **DM**: Performance using D-Galois vertex programs using the minimum number of hosts required to hold graph in memory (5 hosts for clueweb12 and uk14, and 20 hosts for wdc12; 48 threads per host)
- **DS**: Same as **DM** but using a total of 80 threads across all machines

Some of the key points are the following.

For bars **DS** and **OS**, the algorithm and resources are roughly the same. In most cases, **OS** is similar or better than **DS**. The only

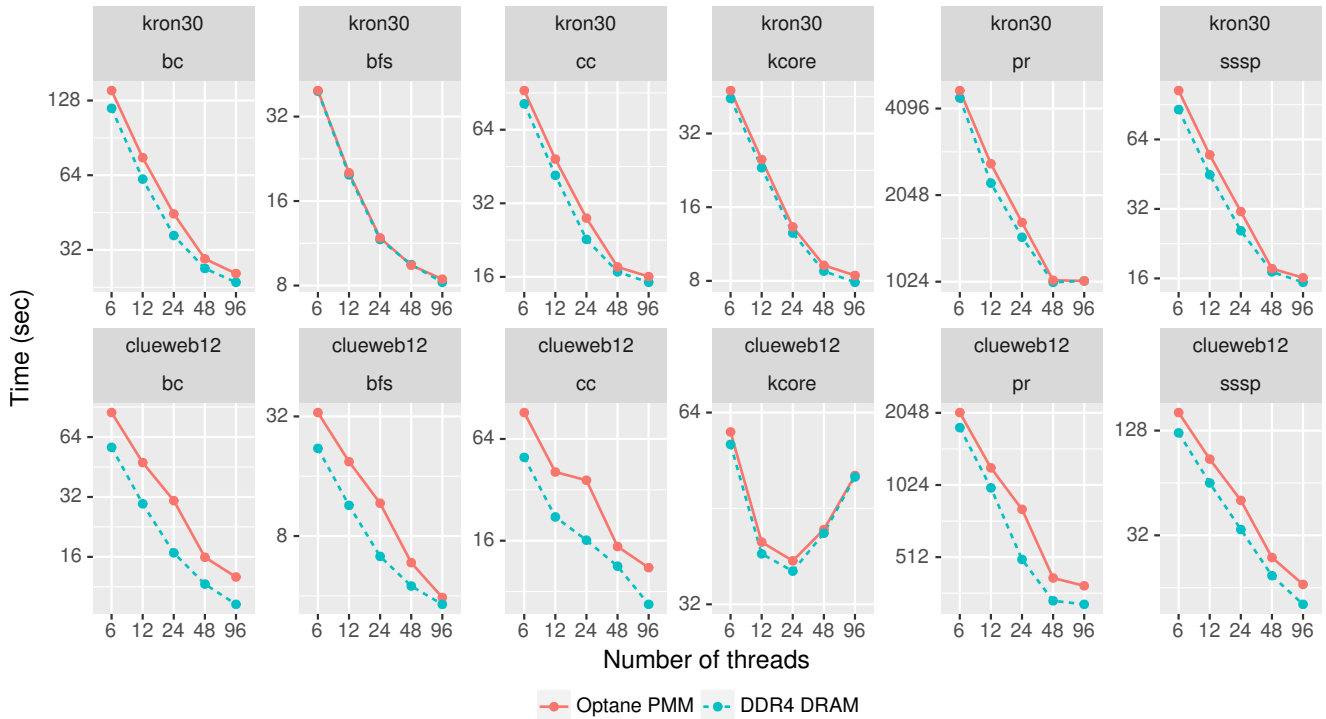


Figure 9: Strong scaling in execution time of benchmarks in Galois using DDR4 DRAM and Intel Optane DC PMM.

notable exception to this is `pr`, and this may be because of better spatial locality in D-Galois (we are investigating this). On the average, **OS** is 1.9 \times faster than **DS** for all inputs and benchmarks.

Bars **OB** and **OA** show the advantages of using non-vertex programs on the Intel Optane DC PMM system. Bars **DB** and **OB** show that with the more complex algorithms that can be implemented on the Intel Optane DC PMM system, performance on this system matches the performance of vertex programs on a cluster with vastly more cores and memory for `bc`, `bfs`, `kcore`, and `sssp`.

The main takeaway from these results is that Intel Optane DC PMM enables us to perform analytics on massive graphs using shared-memory frameworks like Galois out-of-the-box while yielding performance comparable or better than that of a cluster with the same resources. It boosts both programming productivity and performance.

5.5 Discussion and Summary

While our study was specific to Intel Optane DC PMM, we believe most of the main lessons summarized below also apply to other large-memory systems.

- The programming model must allow users to write work-efficient algorithms that need not be vertex programs.
- Synthetic power-law graphs like `kron` and `rmat` can be misleading because large real-world web-crawls have a non-trivial diameter. They require work-efficient algorithms that reduce the number of memory accesses to get better performance.
- On NUMA systems, the runtime must manage memory allocation instead of delegating it to the operating system.

It must exploit huge pages and NUMA blocked allocation. NUMA migration is not useful.

Galois performs well on Intel Optane DC PMM because it incorporates these lessons.

6 RELATED WORK

Shared-Memory Graph Processing. Shared-memory graph processing frameworks such as Galois [35], Ligra [40, 41], Julienne [19], Polymer [49], and GraphIt [50] provide users with abstractions to program graph computations that efficiently leverage a machine’s underlying properties such as NUMA, memory locality, and multicores. Shared-memory machines are limited by the amount of available main memory on the system in which it loads the graph into memory for processing: if a graph cannot fit, then out-of-core or distributed processing. However, if the graph fits in memory, the cost of shared memory systems is less than out-of-core or distributed systems as they do not suffer disk reading overhead or communication overhead, respectively.

Intel Optane DC PMM increases the amount of available memory to shared-memory graph processing systems, and our evaluation shows that algorithms run with Intel Optane DC PMM are competitive or better than D-Galois [18], a state-of-the-art distributed graph analytics system. This is consistent with past work in which it was shown that shared-memory graph processing on large graphs can be efficient [20], and our findings extend to cases where a user has large amounts of main memory (it is not limited to Intel Optane DC PMM).

Out-of-core Graph Processing. Out-of-core graph processing systems such as GraphChi [29], X-Stream [38], GridGraph [52], and

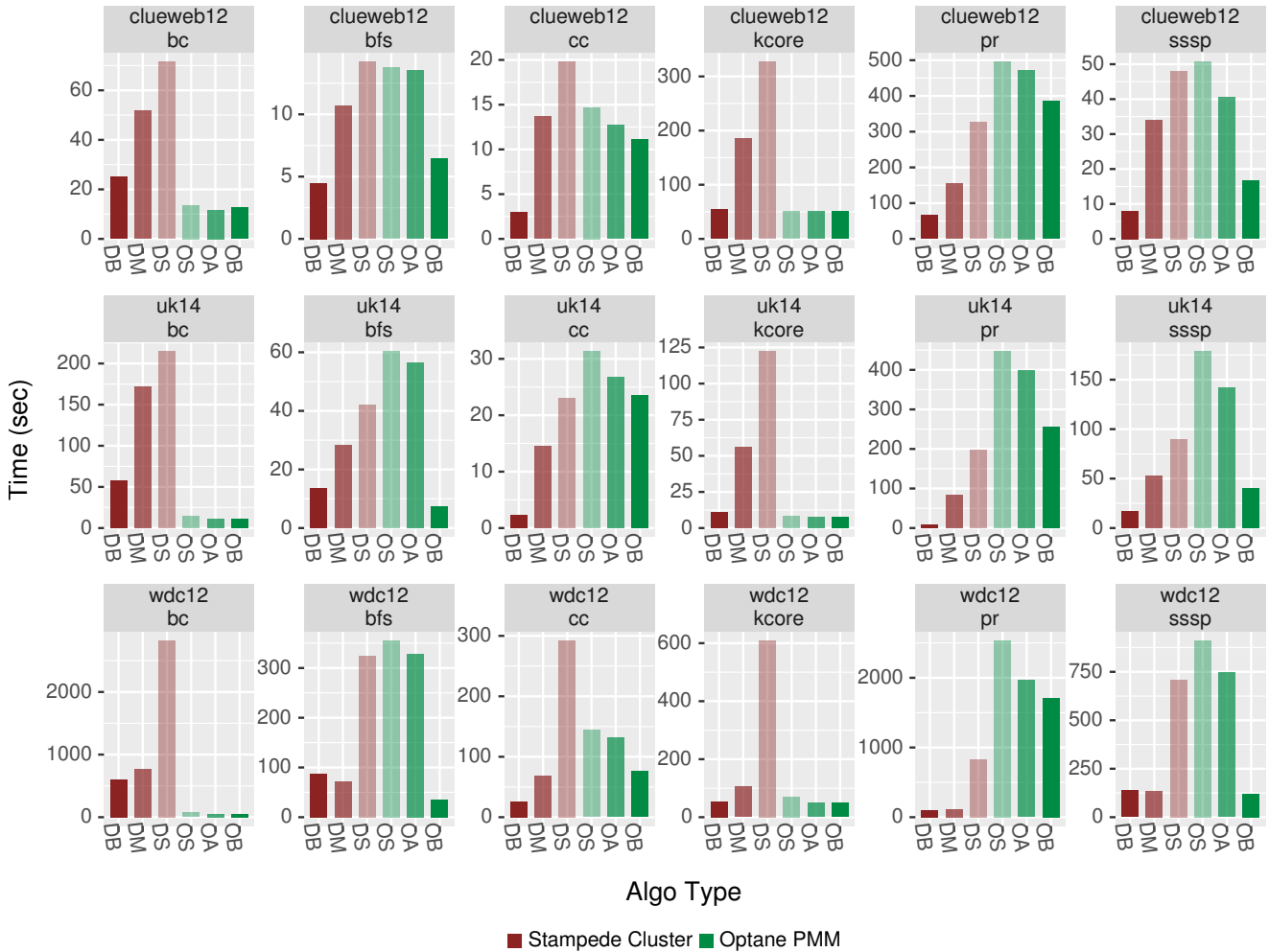


Figure 10: Execution time of benchmarks in Galois on Intel Optane DC PMM machine and D-Galois on Stampede cluster with different configurations :- DB: Distributed Best (all threads on 256 hosts), DM: Distributed Min (all threads on min #hosts that hold graph), DS: Distributed Same (total 80 threads on min #hosts that hold graph), OS: Optane Same (same algorithm and threads as DS), OA: Optane All (same algorithm as DS, DM, and DB on 96 threads), OB: Optane Best (best algorithm on 96 threads).

Mosaic [31] do graph computation by loading appropriate portions of a graph into memory and writing it back out to disk in a disciplined manner to reduce disk access overhead. Therefore, these systems are not limited by main memory like shared-memory systems. The overhead of disk operations, however, greatly impacts performance of these systems compared to shared-memory systems. With the advent of Intel Optane DC PMM, these systems are not as necessary as before as users are able to increase their main memory to run graph computations on large graphs without a significant performance decrease as our evaluation shows.

Distributed Graph Processing. Distributed graph processing systems such as PowerGraph [24], Gemini [51], D-Galois [18], and others [8, 10, 23, 25, 32, 46] are able to process large graphs by distributing the graph among many machines which increases both available memory as well as computational power. However, since

computation is spread among many machines, communication among the machines is required, and this can add significant overhead to the runtime of an algorithm. Additionally, getting access to a distributed cluster can be expensive to an average user, and this limits the usability of such systems. Using Intel Optane DC PMM to increase the memory available to shared memory systems solves both the memory issue and the cost issue that makes distributed systems difficult to use.

Persistent Memory. Graph processing is not the only area in which Intel Optane DC PMM can be used. Prior work on non-volatile memory includes file systems designed for persistent memory [11, 13, 21, 47], making sure access to persistent memory is efficient while being semantically consistent [12, 28, 33, 45], database systems in persistent memory [3, 44, 48], and countless other

areas in which non-volatile memory is expected to improve performance.

7 CONCLUSIONS

Intel® Optane™ DC Persistent Memory is a new kind of byte-addressable memory with higher density and lower cost than DRAM. This paper described a system with Intel Optane DC PMM and showed how it could be used effectively to perform analytics on very large graphs that do not fit in DRAM on most machines. We also showed that the Galois framework on a machine with Intel Optane DC PMM is on average 2× faster than D-Galois, the state-of-the-art distributed graph framework, on a production cluster with similar compute power. We conclude that Intel Optane DC PMM is well-suited for large-scale graph analytics.

REFERENCES

- [1] 2017. Graph 500 benchmarks. <http://www.graph500.org>
- [2] 2019. Persistent Memory Programming. <https://pmem.io/>
- [3] Joy Arulraj, Matthew Perron, and Andrew Pavlo. 2016. Write-behind Logging. *Proc. VLDB Endow.* 10, 4 (Nov. 2016), 337–348. <https://doi.org/10.14778/3025111.3025116>
- [4] Scott Beamer, Krste Asanovic, and David Patterson. 2012. Direction-optimizing Breadth-first Search. In *Proceedings of the International Conference on High Performance Computing, Networking, Storage and Analysis (SC '12)*. IEEE Computer Society Press, Los Alamitos, CA, USA, Article 12, 10 pages. <http://dl.acm.org/citation.cfm?id=2388996.2389013>
- [5] Scott Beamer, Krste Asanovic, and David A. Patterson. 2015. The GAP Benchmark Suite. *CoRR abs/1508.03619* (2015). arXiv:1508.03619 <http://arxiv.org/abs/1508.03619>
- [6] Paolo Boldi, Marco Rosa, Massimo Santini, and Sebastiano Vigna. 2011. Layered Label Propagation: A MultiResolution Coordinate-Free Ordering for Compressing Social Networks. In *Proceedings of the 20th international conference on World Wide Web*, Sadagopan Srinivasan, Krithi Ramamritham, Arun Kumar, M. P. Ravindra, Elisa Bertino, and Ravi Kumar (Eds.). ACM Press, 587–596.
- [7] Paolo Boldi and Sebastiano Vigna. 2004. The WebGraph Framework I: Compression Techniques. In *Proc. of the Thirteenth International World Wide Web Conference (WWW 2004)*. ACM Press, Manhattan, USA, 595–601.
- [8] Aydin Buluc and John R Gilbert. 2011. The Combinatorial BLAS: Design, Implementation, and Applications. *Int. J. High Perform. Comput. Appl.* 25, 4 (Nov. 2011), 496–509. <https://doi.org/10.1177/1094342011403516>
- [9] Deepayan Chakrabarti, Yiping Zhan, and Christos Faloutsos. [n. d.]. R-MAT: A Recursive Model for Graph Mining. 442–446. <https://doi.org/10.1137/1.9781611972740.43> arXiv:<http://epubs.siam.org/doi/pdf/10.1137/1.9781611972740.43>
- [10] Rong Chen, Jiaxin Shi, Yanzhe Chen, and Haibo Chen. 2015. PowerLyra: Differentiated Graph Computation and Partitioning on Skewed Graphs. In *Proceedings of the Tenth European Conference on Computer Systems (EuroSys '15)*. ACM, New York, NY, USA, Article 1, 15 pages. <https://doi.org/10.1145/2741948.2741970>
- [11] Youmin Chen, Jiwu Shu, Jiaxin Ou, and Youyou Lu. 2018. HiNFS: A Persistent Memory File System with Both Buffering and Direct-Access. *ACM Trans. Storage* 14, 1, Article 4 (April 2018), 30 pages. <https://doi.org/10.1145/3204454>
- [12] Joel Coburn, Adrian M. Caulfield, Ameen Akel, Laura M. Grupp, Rajesh K. Gupta, Ranjit Jhala, and Steven Swanson. 2011. NV-Heaps: Making Persistent Objects Fast and Safe with Next-generation, Non-volatile Memories. In *Proceedings of the Sixteenth International Conference on Architectural Support for Programming Languages and Operating Systems (ASPLOS XVI)*. ACM, New York, NY, USA, 105–118. <https://doi.org/10.1145/1950365.1950380>
- [13] Jeremy Condit, Edmund B. Nightingale, Christopher Frost, Engin Ipek, Benjamin Lee, Doug Burger, and Derrick Coetzee. 2009. Better I/O Through Byte-addressable, Persistent Memory. In *Proceedings of the ACM SIGOPS 22Nd Symposium on Operating Systems Principles (SOSP '09)*. ACM, New York, NY, USA, 133–146. <https://doi.org/10.1145/1629575.1629589>
- [14] Intel® Corporation. 2019. Intel® VTune™ Platform Profiler Analysis. <https://software.intel.com/en-us/vtune-amplifier-help-platform-profiler-analysis>
- [15] Intel® Corporation. 2019. Intel® VTune™ Amplifier. <https://software.intel.com/en-us/vtune>
- [16] Intel® Corporation. 2019. Ipmctl Intel® Optane™ DC Persistent Memory. <https://github.com/intel/ipmctl>
- [17] Hoang-Vu Dang, Roshan Dathathri, Gurbinder Gill, Alex Brooks, Nikoli Dryden, Andrew Lenharth, Loc Hoang, Keshav Pingali, and Marc Snir. 2018. A Lightweight Communication Runtime for Distributed Graph Analytics. In *International Parallel and Distributed Processing Symposium (IPDPS)*.
- [18] Roshan Dathathri, Gurbinder Gill, Loc Hoang, Hoang-Vu Dang, Alex Brooks, Nikoli Dryden, Marc Snir, and Keshav Pingali. 2018. Gluon: A Communication-optimizing Substrate for Distributed Heterogeneous Graph Analytics. In *Proceedings of the 39th ACM SIGPLAN Conference on Programming Language Design and Implementation (PLDI '18)*. ACM, New York, NY, USA, 752–768. <https://doi.org/10.1145/3192366.3192404>
- [19] Laxman Dhulipala, Guy Blelloch, and Julian Shun. 2017. Julienne: A Framework for Parallel Graph Algorithms Using Work-efficient Bucketing. In *Proceedings of the 29th ACM Symposium on Parallelism in Algorithms and Architectures (SPAA '17)*. ACM, New York, NY, USA, 293–304. <https://doi.org/10.1145/3087556.3087580>
- [20] Laxman Dhulipala, Guy E. Blelloch, and Julian Shun. 2018. Theoretically Efficient Parallel Graph Algorithms Can Be Fast and Scalable. In *Proceedings of the 30th on Symposium on Parallelism in Algorithms and Architectures (SPAA '18)*. ACM, New York, NY, USA, 393–404. <https://doi.org/10.1145/3210377.3210414>
- [21] Subramanya R. Dullloor, Sanjay Kumar, Anil Keshavamurthy, Philip Lantz, Dheeraj Reddy, Rajesh Sankaran, and Jeff Jackson. 2014. System Software for Persistent Memory. In *Proceedings of the Ninth European Conference on Computer Systems (EuroSys '14)*. ACM, New York, NY, USA, Article 15, 15 pages. <https://doi.org/10.1145/2592798.2592814>
- [22] Gurbinder Gill, Roshan Dathathri, Loc Hoang, and Keshav Pingali. 2018. A Study of Partitioning Policies for Graph Analytics on Large-scale Distributed Platforms (PVLDB), Vol. 12. <https://doi.org/10.14778/3297753.3297754>
- [23] giraph 2013. Apache Giraph. <http://giraph.apache.org/>.
- [24] Joseph E. Gonzalez, Yucheng Low, Haijie Gu, Danny Bickson, and Carlos Guestrin. 2012. PowerGraph: Distributed Graph-parallel Computation on Natural Graphs. In *Proceedings of the 10th USENIX Conference on Operating Systems Design and Implementation (OSDI'12)*. USENIX Association, Berkeley, CA, USA, 17–30. <http://dl.acm.org/citation.cfm?id=2387880.2387883>
- [25] Sungpack Hong, Siegfried Depner, Thomas Manhardt, Jan Van Der Lugt, Merijn Verstraaten, and Hassan Chafi. 2015. PGX.D: A Fast Distributed Graph Processing Engine. In *Proceedings of the International Conference for High Performance Computing, Networking, Storage and Analysis (SC '15)*. ACM, New York, NY, USA, Article 58, 12 pages. <https://doi.org/10.1145/2807591.2807620>
- [26] Joseph Izraelievitz, Jian Yang, Lu Zhang, Juno Kim, Xiao Liu, Amiraman Memaripour, Yun Joon Soh, Zixuan Wang, Yi Xu, Subramanya R. Dullloor, Jishen Zhao, and Steven Swanson. 2019. Basic Performance Measurements of the Intel Optane DC Persistent Memory Module. *CoRR abs/1903.05714* (2019). arXiv:1903.05714 <http://arxiv.org/abs/1903.05714>
- [27] Sang Woo Jun, Andy Wright, Sizhuo Zhang, Shuotao Xu, and Arvind. 2017. BigSparse: High-performance external graph analytics. *CoRR abs/1710.07736* (2017). arXiv:1710.07736 <http://arxiv.org/abs/1710.07736>
- [28] Aasheesh Kolli, Steven Pelley, Ali Saidi, Peter M. Chen, and Thomas F. Wenisch. 2016. High-Performance Transactions for Persistent Memories. In *Proceedings of the Twenty-First International Conference on Architectural Support for Programming Languages and Operating Systems (ASPLOS '16)*. ACM, New York, NY, USA, 399–411. <https://doi.org/10.1145/2872362.2872381>
- [29] Aapo Kyrola, Guy Blelloch, and Carlos Guestrin. 2012. GraphChi: Large-scale Graph Computation on Just a PC. In *Proceedings of the 10th USENIX Conference on Operating Systems Design and Implementation (OSDI'12)*. USENIX Association, Berkeley, CA, USA, 31–46. <http://dl.acm.org/citation.cfm?id=2387880.2387884>
- [30] Jure Leskovec, Deepayan Chakrabarti, Jon Kleinberg, Christos Faloutsos, and Zoubin Ghahramani. 2010. Kronecker Graphs: An Approach to Modeling Networks. *J. Mach. Learn. Res.* 11 (March 2010), 985–1042. <http://dl.acm.org/citation.cfm?id=1756006.1756039>
- [31] Steffen Maass, Changwoo Min, Samidhya Kashyap, Woonhak Kang, Mohan Kumar, and Taesoo Kim. 2017. Mosaic: Processing a Trillion-Edge Graph on a Single Machine. In *Proceedings of the Twelfth European Conference on Computer Systems (EuroSys '17)*. ACM, New York, NY, USA, 527–543. <https://doi.org/10.1145/3064176.3064191>
- [32] Grzegorz Malewicz, Matthew H. Austern, Aart J.C. Bik, James C. Dehnert, Ilan Horn, Naty Leiser, and Grzegorz Czajkowski. 2010. Pregel: a system for large-scale graph processing. In *Proceedings ACM SIGMOD Intl Conf. on Management of Data (SIGMOD '10)*. 135–146. <https://doi.org/10.1145/1807167.1807184>
- [33] Amiraman Memaripour, Anirudh Badam, Amar Panishayee, Yanqi Zhou, Ramnathan Alagappan, Karin Strauss, and Steven Swanson. 2017. Atomic In-place Updates for Non-volatile Main Memories with Kamino-Tx. In *Proceedings of the Twelfth European Conference on Computer Systems (EuroSys '17)*. ACM, New York, NY, USA, 499–512. <https://doi.org/10.1145/3064176.3064215>
- [34] Robert Meusel, Sebastiano Vigna, Oliver Lehmer, and Christian Bizer. 2012. Web Data Commons - Hyperlink Graphs. <http://webdatacommons.org/hyperlinkgraphs/>
- [35] Donald Nguyen, Andrew Lenharth, and Keshav Pingali. 2013. A Lightweight Infrastructure for Graph Analytics. In *Proceedings of the Twenty-Fourth ACM Symposium on Operating Systems Principles (SOSP '13)*. ACM, New York, NY, USA, 456–471. <https://doi.org/10.1145/2517349.2522739>
- [36] Keshav Pingali, Donald Nguyen, Milind Kulkarni, Martin Burtscher, M. Amber Hassaan, Rashid Kaleem, Tsung-Hsien Lee, Andrew Lenharth, Roman Manevich,

- Mario Méndez-Lojo, Dimitrios Prountzos, and Xin Sui. 2011. The TAO of parallelism in algorithms. In *Proc. ACM SIGPLAN Conf. Programming Language Design and Implementation (PLDI '11)*. 12–25. <https://doi.org/10.1145/1993498.1993501>
- [37] The Lemur Project. 2013. The ClueWeb12 Dataset. <http://lemurproject.org/clueweb12/>
- [38] Amitabha Roy, Ivo Mihailovic, and Willy Zwaenepoel. 2013. X-Stream: Edge-centric Graph Processing Using Streaming Partitions. In *Proceedings of the Twenty-Fourth ACM Symposium on Operating Systems Principles (SOSP '13)*. ACM, New York, NY, USA, 472–488. <https://doi.org/10.1145/2517349.2522740>
- [39] Jee Ho Ryoo, Lizy K. John, and Arkaprava Basu. 2018. A Case for Granularity Aware Page Migration. In *Proceedings of the 2018 International Conference on Supercomputing (ICS '18)*. ACM, New York, NY, USA, 352–362. <https://doi.org/10.1145/3205289.3208064>
- [40] Julian Shun and Guy E. Blelloch. 2013. Ligra: a lightweight graph processing framework for shared memory. In *Proceedings ACM SIGPLAN Symp. Principles and Practice of Parallel Programming (PPoPP '13)*. 135–146. <https://doi.org/10.1145/2442516.2442530>
- [41] Julian Shun, Laxman Dhulipala, and Guy E. Blelloch. 2015. Smaller and Faster: Parallel Processing of Compressed Graphs with Ligra+. In *Proceedings of the 2015 Data Compression Conference (DCC '15)*. IEEE Computer Society, Washington, DC, USA, 403–412. <https://doi.org/10.1109/DCC.2015.8>
- [42] Dan Stanzione, Bill Barth, Niall Gaffney, Kelly Gaitner, Chris Hempel, Tommy Minyard, S. Mehringer, Eric Wernert, H. Tufo, D. Panda, and P. Teller. 2017. Stampede 2: The Evolution of an XSEDE Supercomputer. In *Proceedings of the Practice and Experience in Advanced Research Computing 2017 on Sustainability, Success and Impact (PEARC17)*. ACM, New York, NY, USA, Article 15, 8 pages. <https://doi.org/10.1145/3093338.3093385>
- [43] Stergios Stergiou, Dipen Rughwani, and Kostas Tsioutsoulis. 2018. Shortcutting Label Propagation for Distributed Connected Components. In *Proceedings of the Eleventh ACM International Conference on Web Search and Data Mining (WSDM '18)*. ACM, New York, NY, USA, 540–546. <https://doi.org/10.1145/3159652.3159696>
- [44] Alexander van Renen, Viktor Leis, Alfons Kemper, Thomas Neumann, Takushi Hashida, Kazuichi Oe, Yoshiyasu Doi, Lilian Harada, and Mitsuru Sato. 2018. Managing Non-Volatile Memory in Database Systems. In *Proceedings of the 2018 International Conference on Management of Data (SIGMOD '18)*. ACM, New York, NY, USA, 1541–1555. <https://doi.org/10.1145/3183713.3196897>
- [45] Haris Volos, Andres Jaan Tack, and Michael M. Swift. 2011. Mnemosyne: Lightweight Persistent Memory. In *Proceedings of the Sixteenth International Conference on Architectural Support for Programming Languages and Operating Systems (ASPLOS XVI)*. ACM, New York, NY, USA, 91–104. <https://doi.org/10.1145/1950365.1950379>
- [46] Reynold S. Xin, Joseph E. Gonzalez, Michael J. Franklin, and Ion Stoica. 2013. GraphX: A Resilient Distributed Graph System on Spark. In *First International Workshop on Graph Data Management Experiences and Systems (GRADES '13)*.
- [47] Jian Xu and Steven Swanson. 2016. NOVA: A Log-structured File System for Hybrid Volatile/Non-volatile Main Memories. In *14th USENIX Conference on File and Storage Technologies (FAST 16)*. USENIX Association, Santa Clara, CA, 323–338. <https://www.usenix.org/conference/fast16/technical-sessions/presentation/xu>
- [48] Mikhail Zarubin, Thomas Kissinger, Dirk Habich, and Wolfgang Lehner. 2018. Efficient Compute Node-local Replication Mechanisms for NVRAM-centric Data Structures. In *Proceedings of the 14th International Workshop on Data Management on New Hardware (DAMON '18)*. ACM, New York, NY, USA, Article 7, 9 pages. <https://doi.org/10.1145/3211922.3211931>
- [49] Kaiyuan Zhang, Rong Chen, and Haibo Chen. 2015. NUMA-aware Graph-structured Analytics. In *Proceedings of the 20th ACM SIGPLAN Symposium on Principles and Practice of Parallel Programming (PPoPP 2015)*. ACM, New York, NY, USA, 183–193. <https://doi.org/10.1145/2688500.2688507>
- [50] Yunming Zhang, Mengjiao Yang, Riyadh Baghdadi, Shoaib Kamil, Julian Shun, and Saman Amarasinghe. 2018. GraphIt: A High-performance Graph DSL. *Proc. ACM Program. Lang.* 2, OOPSLA, Article 121 (Oct. 2018), 30 pages. <https://doi.org/10.1145/3276491>
- [51] Xiaowei Zhu, Wenguang Chen, Weimin Zheng, and Xiaosong Ma. 2016. Gemini: A Computation-centric Distributed Graph Processing System. In *Proceedings of the 12th USENIX Conference on Operating Systems Design and Implementation (OSDI'16)*. USENIX Association, Berkeley, CA, USA, 301–316. <http://dl.acm.org/citation.cfm?id=3026877.3026901>
- [52] Xiaowei Zhu, Wentao Han, and Wenguang Chen. 2015. GridGraph: Large-Scale Graph Processing on a Single Machine Using 2-Level Hierarchical Partitioning. In *2015 USENIX Annual Technical Conference (USENIX ATC 15)*. USENIX Association, Santa Clara, CA, 375–386. <https://www.usenix.org/conference/atc15/technical-session/presentation/zhu>