

Transverse excitations and zigzag transition in quasi-1D hard-disk system

A. Huerta^{1*}, T. Bryk^{2,3}, A. Trokhymchuk²

¹ *Facultad de Física, Universidad Veracruzana, Circuito Gonzálo Aguirre Beltrán s/n Zona Universitaria, Xalapa, Veracruz, C.P. 91000, México*

² *Institute for Condensed Matter Physics of the National Academy of Sciences of Ukraine, 1 Svientsitskii Street, UA-79011 Lviv, Ukraine*

³ *Institute of Applied Mathematics and Fundamental Sciences, Lviv Polytechnic National University, UA-79013 Lviv, Ukraine*

(Dated: May 30, 2022)

Molecular dynamics computer simulations of collective excitations in a system of hard disks confined to a narrow channel of the specific width, that resembles 2D triangular lattice at disk close packing, are performed. We found that transverse excitations, which for hard-disk system are absent in the limit of 1D and are of acoustic nature in the limit of 2D, in the case of q1D hard-disk system emerge in the form of transverse optical excitations and could be considered as a tool to detect the structural transition to a zigzag ordering. By analyzing density evolution of longitudinal static structure factor and pair distribution function we have shown that driving force of zigzag ordering is caging phenomenon that in the case of hard-disk system is governed by excluded volume interaction with first and second neighbors and is of entropic origin.

In recent years there has been renewed interest [1–7] on the properties of hard-core fluid confined to a channel of the width that does not exceed two particle diameters, so-called quasi-one-dimensional or q1D hard-core systems. The reasons are both basic and applied. The fundamental interest stems from existence of the exact analytical solutions for 1D [8] and q1D [9, 10] systems and concerns the transformation of properties of these systems upon their progression into 2D and 3D directions. The practical interest concerns the possibility to use a simple q1D model to capture some particular features of more complex behavior of the confined fluids, e.g., to explain the single-file fluid properties in zeolite and carbon channels [11–13], microfluidic devices [14] *etc.* by treating the finite length axis as the pore width [7, 10].

Computer simulations methods both Monte Carlo and molecular dynamics being a perfect tool to explore the structure, thermodynamics and dynamics of the systems with wide spectrum of continuous interparticle interactions are eligible to study the properties of hard-core fluids as well [15]. However only recently [16, 17] molecular dynamics (MD) simulations were exploited to find out how collective dynamics of bulk (3D) and confined (2D) hard-core systems behaves on different spatial scales [18]. More specifically, for the case of 2D HD fluid rather unexpectedly the short-wavelength shear waves (SWSW) were found [16] from well-defined peaks of the transverse current spectral functions. Interestingly, that SWSW while being absent at low densities were observed in the range of high densities by showing particular features just before the freezing transition in 2D HD fluid [16].

The present paper deals with q1D HD system and there were few reasons that guided us into this study. First of all, it is strong correlation between emergence of SWSW and the caging phenomenon [19, 20] that has been noticed in the case of 2D HD system [16]. Therefore, since caging inevitable will emerge in q1D HD system, it is quite naturally to expect the existence of SWSW in this case as well. If so, then it is not clear how collective modes, that were observed for 2D HD fluid, will be affected by an extra confinement, i.e., how disk's reflection from channel walls will affect the longitudinal (L) and transverse (T) excitations. The latter are of particular interest since T-excitations are not present in 1D prototype of the q1D HD system. Finally, among various consequences of caging the most intriguing is its role [20] in the freezing transition in 2D HD system, that allows us to speculate on similar issue but now in the case of q1D HD system.

The q1D HD system is modeled by placing N hard-disks of diameter σ into a rectangular box (channel) formed by two horizontal hard lines (walls) of length $L_x \equiv L$ that are separated in vertical y -direction by a distance (channel width) $L_y \equiv H < 2\sigma$ such that disks cannot pass each other. Taking into account that width $H = \sigma$ corresponds to 1D case, the range of channel widths $\sigma < H < 2\sigma$ could be considered as a bridge between 1D and higher dimensions. Among continuous variety of q1D HD systems in this range there are two when disk ordering at close packing is commensurate with 2D triangular lattice. The cartoons of such q1D systems that correspond to $H/\sigma = 1 + \sqrt{3}/2$ and $H/\sigma = 3/2$ are shown on Fig. 1, where two triangular orderings correspond to horizontal and vertical orientations of triangular lattice that differ by an angle of 30 degrees. In the present study we are considering q1D system of width fixed at $H/\sigma = 3/2$. The ends are open in x -direction and periodic boundary conditions are employed.

*Sabbatical leave at Instituto de Física, Universidad Nacional Autónoma de México (UNAM), Apartado Postal 20-364, 01000 México, Distrito Federal, México

The disk-disk and disk-wall interaction potentials are given by

$$u(r) = \begin{cases} \infty, & r < \sigma \\ 0, & r \geq \sigma, \end{cases} \quad u_w(y) = \begin{cases} 0, & \sigma/2 < y < \sigma \\ \infty, & \text{otherwise,} \end{cases} \quad (1)$$

where $r = |\mathbf{r}_i - \mathbf{r}_j|$ is the distance between disks i and j , while y stands for the ordinate of each disk.

We employed the event driven molecular dynamics (MD) simulation algorithm [15] in the canonical NVT ensemble. The main body of computer simulations were performed by using fixed collection of $N = 200$ HD particles. To study the dependence of system properties on particle density, the simulation runs have been performed at different channel length L . Aiming to preserve condition $L \gg H$, the shortest channel length was fixed at $L/\sigma = 180$ while whole set of the studied q1D systems includes another nine channel lengths, i.e., $L/\sigma = 190, 198, 210, 220, 230, 250, 300, 350$ and 400 . To examine the system size effects simulation runs with $N = 400$ particles still were performed.

Figure 1 shows simulation data for longitudinal static structure factor $S(k_x)$ for all systems under study. The former was evaluated in a standard way [21] as instantaneous-time density-density correlator $S(k_x) = \langle n(-k_x)n(k_x) \rangle$ and concerns the changes in disks structuring upon changing the disk density. One can see that for shortest channel, $L/\sigma = 180$, the structure factor exhibits main and few neighboring peaks like a sheared-out delta function that might be treated as being typical for distorted crystal state. As channels become longer, the shape of $S(k_x)$ becomes a typical of HD fluid at liquid and gaseous state densities.

It worth to remind that channel width $H/\sigma = 3/2$ is commensurable with 2D triangular lattice. Consequently the zigzag arrangement, that eventually will appear in HD system under a narrow channel confinement [7] and presumably could be associated with a solid state, in the present case will be just a fragment of the hexagonal ordering of HD particles in a vertically oriented 2D triangular lattice. Therefore, rather convenient parameter to characterize the system under study is the dimensionless linear number density $\rho = N\sigma/L$ that in the present case will be changing in the range from $\rho = 0.5$ till 1.1111 ; the highest, i.e. close packing (cp) linear density in crystalline zigzag arrangement is $\rho_{cp} = 1.1547$. As for zigzag ordering of HD particles itself, it is evident that latter could appear at linear densities $\rho > 1$ only, when there will not be enough place for disks to align, i.e., when the distance between neighboring disks in x -direction will be less than disk diameter σ , or when the inverse density parameter $a_x = \rho^{-1} < 1$.

Following above discussion, we turn attention to a notable drift of the position k_{max} of the first maximum of $S(k_x)$ towards smaller values of k as disk density decreases. In disordered systems, where the structural

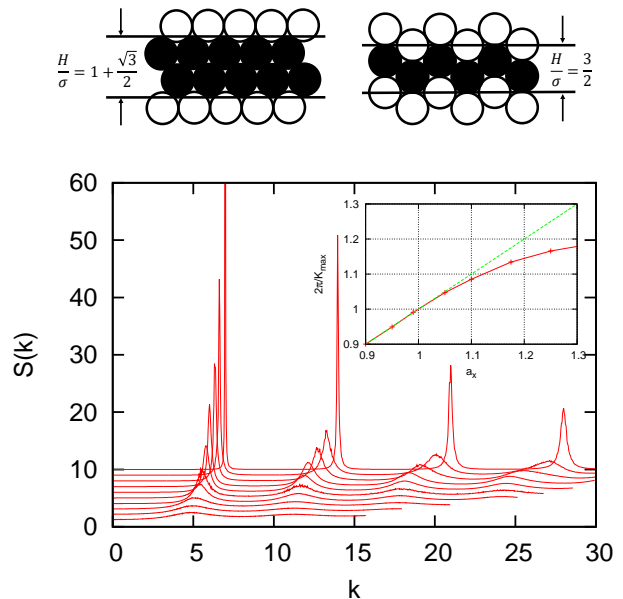


FIG. 1: *Top*: Horizontally (left) and vertically (right) oriented triangular lattices and zigzag ordering in q1D HD system. *Bottom*: Structure factor $S(k_x)$ of q1D HD system of the width $H/\sigma = 3/2$ for a set of ten channel lengths L considered in the present study; data for the shortest channel $L/\sigma = 180$ are at the top. Inset shows dependence of the inverse $2\pi/k_{max}$ of position of the first peak of $S(k_x)$ on inverse density parameter $a_x = \rho^{-1}$.

transition takes place, one can find out different slopes for the density dependence of position k_{max} on both sides of the transition [22]. In the present case we plot (the inset of Fig. 1) the inverse of position of the first peak $2\pi/k_{max}$ upon increase of the inverse density parameter a_x that stands for an increase of the system length per particle. Indeed, in the range of densities $\rho > 1$, the quantity $2\pi/k_{max}$, i.e., average interparticle distance increases linearly upon increasing the system length. Such an observation indicates that these values of k_{max} could be the vectors of the same reciprocal lattice of the considered q1D HD system. On other hand, when density $\rho < 1$, the increase of $2\pi/k_{max}$ deviates from linear law that is expected for disordered fluid systems. In what follows, we will refer to the range of densities $\rho < 1$ as the fluid-like densities, while densities in the range $\rho > 1$ will be referred to as the solid-like densities.

Figures 2 and 3 show the dispersions of L and T collective excitations. Both functions $\omega^L(k)$ and $\omega^T(k)$ were obtained from the peak positions of respective current-current spectral functions $C^{L/T}(k, \omega)$ that in turn are time-Fourier transforms of the simulation data for current-current time correlation functions $F^{L/T}(k, t)$. Figure 2 presents data for the fluid-like density range. At first glance in this case the dispersion of L-excitations in q1D HD system is very similar to that already ob-

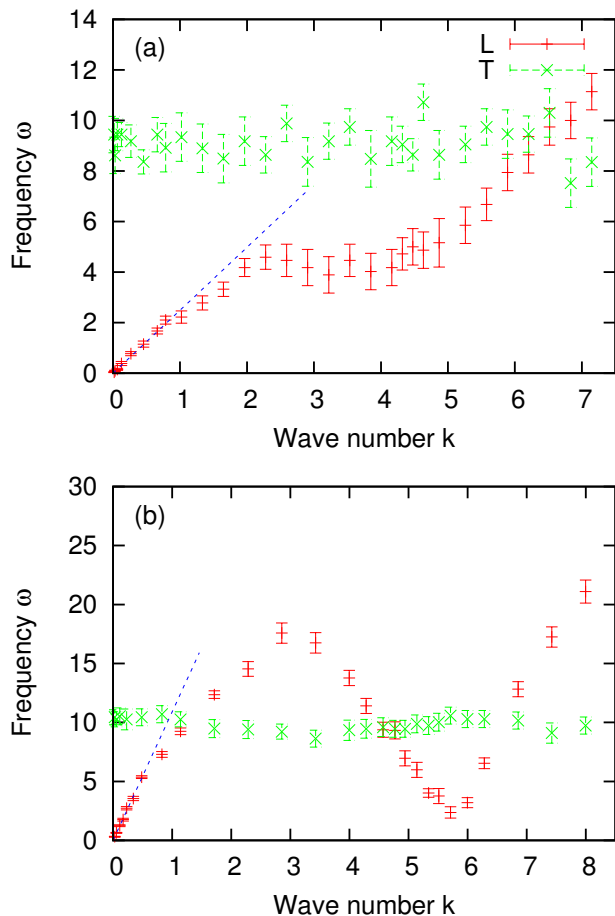


FIG. 2: Dispersion $\omega(k)$ of longitudinal (L) and transverse (T) excitations in q1D HD system of the width $H/\sigma = 3/2$ in the range of fluid-like densities $\rho = 0.5$ in part a) and $\rho = 0.9091$ in part b). Dashed straight line at the small wavenumber values corresponds to hydrodynamic dispersion law.

served for a 2D HD system [16]. When density is low $\rho = 0.5$, the dispersion $\omega^L(k)$ only slightly deviates from being monotonic. But as soon as density increases it shows well defined minimum around wavenumber values $k \sim 6$ associated with position of the main peak of $S(k_x)$. The deviation from hydrodynamic dispersion law in the long-wavelength limit for both considered densities persists to be "negative". In contrast, the dispersion of T-excitations is essentially different from similar in the case of 2D HD system [16]. Namely, for both densities we are observing rather flat curve $\omega^T(k)$ at frequency ~ 10 with a tendency towards higher values with increase of density. This kind of T-modes is induced by the reflections of the disks from confining hard walls. In 2D HD system the T-excitations are of acoustic nature; they are absent at low densities and there was observed a long-wavelength propagation gap at higher densities.

Figure 3 presents similar data but for the solid-like range of densities. As for L-excitations we see the ten-

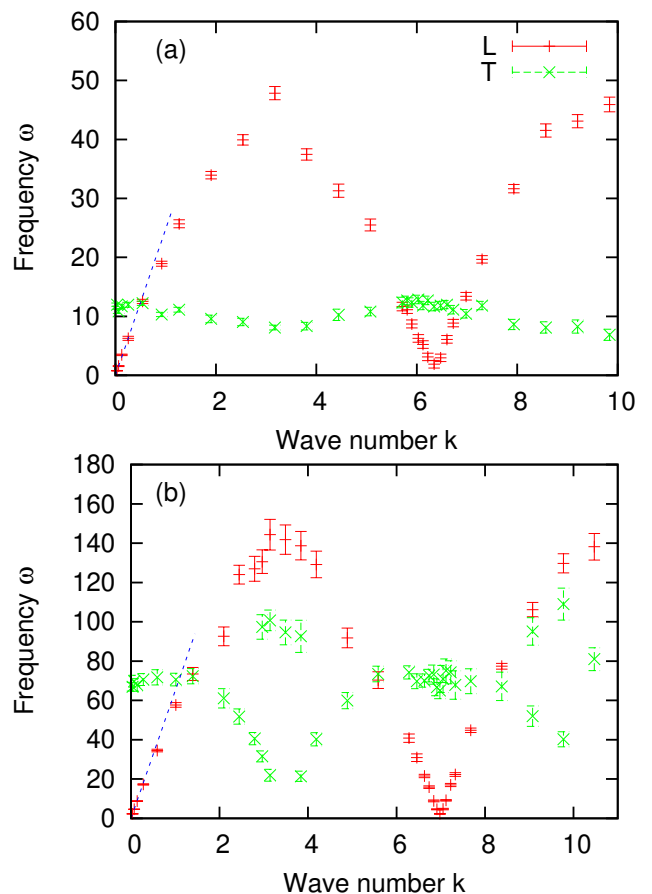


FIG. 3: The same as in Fig. 2, but in the range of solid-like densities $\rho = 1.0101$ in part a) and $\rho = 1.1111$ in part b).

dencies already observed in Fig. 2 under increase of density, i.e., the magnitudes of $\omega^L(k)$ maxima are increasing while minima become deeper, reaching zero-frequency values at density $\rho = 1.1111$ and being shifted towards larger wavenumber values k . Such behavior of $\omega^L(k)$ resembles one for the ordered solids and, in general, could be interpreted as consequence of the ordering that emerges in a squeezed q1D HD system.

The dispersion of T-excitations in Fig. 3 does not show notable changes too when the density was changing from fluid-like to solid-like at $\rho = 1.0101$. However, it does show dramatic changes at density $\rho = 1.1111$. Namely, (i) there is a sharp increase of frequency ω^T up to ~ 70 ; (ii) the dispersion curve itself exhibits bubble-like shape by splitting on low- and high-frequency branches in the range of the maximum of dispersion $\omega^L(k)$ that implies possibility of L-T excitation coupling on atomic scale in a squeezed and ordered q1D HD system.

The deeper insight into onset of presumably solid-like zigzag ordering associated with densities $\rho > 1$ could be obtained from Fig. 4 that presents simulation data for pair distribution function $g(x)$ defined as conventional radial distribution function $g(r)$, but just along

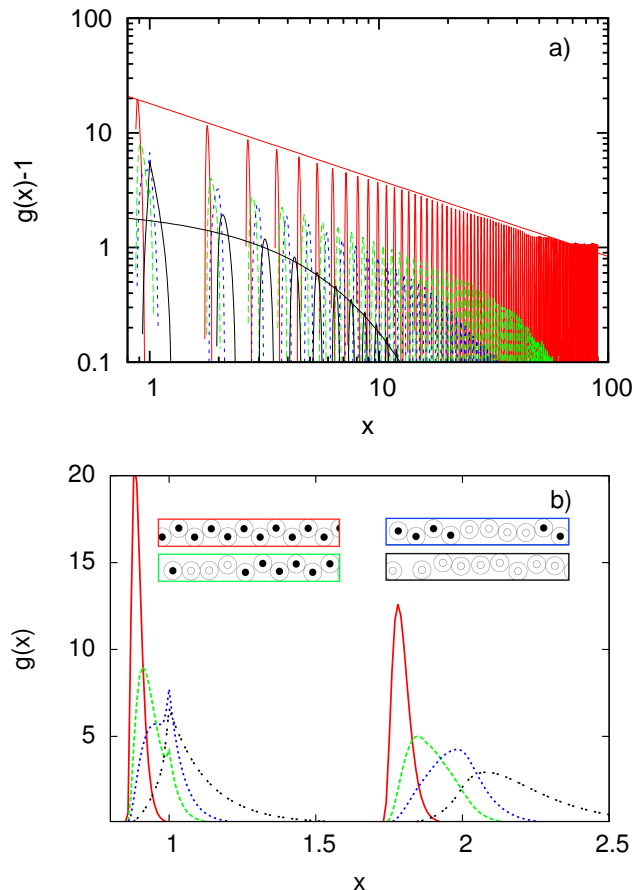


FIG. 4: Pair distribution function $g(x)$ of q1D HD system of the width $H/\sigma = 3/2$ at four densities $\rho = 1.1111, 1.0526, 1.0101$ and 0.9091 from the top to the bottom on part a) and from the left to the right on part b). *Top*: Log-log view of the positional correlations given by the decay of the peaks of $g(x) - 1$. Positional order for density $\rho = 1.1111$ is algebraic $\sim x^{-2/3}$, while positional order for density $\rho = 0.9091$ is short-ranged with exponential decay $\sim \exp(-x/4)$. *Bottom*: First and second peaks of $g(x)$ only. Inset shows representative snapshots of the disk configurations at each discussed density; snapshot boxes and corresponding $g(x)$ curves are of the same color while filled circles indicate caged disks.

x -direction only. By looking first on the snapshots of disk configurations in Fig. 4b it follows that at density $\rho = 1.1111$ zigzag ordering indeed is taking place. Moreover, it is confirmed by positions of the first and second peaks of $g(x)$ that are located at $x = 0.880 \pm 0.005$ and 1.780 ± 0.005 , respectively. The latter means that at density $\rho = 1.1111$ the distance between centers of two nearest neighbors of each disk in the system is less than 2σ , i.e., each disk is caged. We note, that for zigzag ordering at close packing these peak positions should be at $x = \sqrt{3}/2 \approx 0.866$ and $\sqrt{3} \approx 1.732$, respectively.

By looking carefully on the cartoon in Fig. 1 it can be found that two nearest neighbors of each disk in q1D HD system in fact are the second neighbors with respect one

to another in the case of 2D HD system. The shortening of distance between centers of these two disks causes shoulder on the second peak of $g(r)$ in 2D HD system, reflecting emergence of the caging and has been recognized [19] as structural precursor to freezing in 2D and 3D hard-core systems. In the case of q1D HD system corresponding shoulder is observing on the first peak of $g(x)$ for densities $\rho > 1$ and by analogy could be referred to as structural precursor to zigzag ordering.

Obviously, caging is absent for densities $\rho < 1$. By emerging in the range of densities $\rho > 1$ it becomes the reason of linear dependence of $2\pi/k_{\max}$ upon increase of the inverse density parameter in Fig. 1. However, such a partial caging only slightly affects the decay of positional correlations for densities $1 < \rho < 1.1111$; by remaining short-ranged, the former already deviates from an exponential decay that takes place for fluid-like densities (see two intermediate curves on Fig. 4a and one for density $\rho = 0.9091$ that decays as $\sim \exp(-x/4)$). Only at density $\rho = 1.1111$ positional correlations show algebraic decay $\sim x^{-2/3}$ indicating the quasi-long-ranged positional order, i.e., at this density q1D HD system could be already in solid phase or very close to the solid phase.

Summarizing, we performed MD simulation studies of the q1D system composed of hard disks of diameter σ confined between two parallel lines a distance $H/\sigma = 3/2$ apart. This system is of particular interest since at disk close packing it allows for zigzag ordering commensurable with vertically oriented 2D triangular crystalline solid. There are computer simulation studies that already have discussed the possibility of zigzag-like ordering in q1D HD systems, including one characterized by the same width parameter H [7]. However, to the best of our knowledge there has not been reported microscopic physical property that is sensitive and/or could point out to such a structural transition.

In the present study we presented simulation data for dispersion of T-excitations that could fulfill that gap. Obviously, any T-excitations could exist in limiting case of classical 1D gas [8]. From other hand, an existence of the short-wavelength shear waves (SWSW) in 3D and 2D counterparts of the q1D HD system was found recently [16, 17] and was attributed to the caging phenomenon that among other is responsible for freezing transition in these systems. We have shown that caging does exist in 1D HD system as well, and is featured by the positions of first two peaks of $g(x)$ which unambiguously tell us that at density $\rho \geq 1.1111$ any two neighboring disks at the same channel wall do not permit for the disk in between them to pass through. However, in contrast to 2D HD case, caging in q1D HD system is not the origin of T-excitations; those already exist at density as low as $\rho = 0.5$ because of reflection of uncaged disks from confining walls due to excluded volume interaction. Instead of this, caging in q1D HD system does initiate the split of dispersion

$\omega^T(k)$ into two frequency branches associated with the movement of caged disks. In our particular q1D HD system we found that zigzag ordering already exists at density $\rho = 1.1111$ when distance between neighbors in the system is 0.9σ , while for zigzag crystalline solid it is $\sqrt{3}\sigma/2 \sim 0.866\sigma$. Finally, shoulder on the first peak of $g(x)$ could be considered as structural precursor to zigzag ordering, by analogy with 2D and 3D hard core systems [19].

AH thanks the support of Conacyt México during the sabbatical leave and valuable discussions with Dra. Karen Volke and Dr. Alejandro Vasquez of the IFUNAM.

-
- [1] C.L. Hicks, M.J. Wheatley, M.J. Godfrey, M.A. Moore, Phys. Rev. Lett. **120**, 225501 (2018).
- [2] Y. Hu, L. Fu, P. Charbonneau, Molec. Phys. **116**, 3345 (2018).
- [3] L. Fu, C. Bian, C. Wyatt Shields IV, D.F. Cruz, G.P. López and P. Charbonneau, Soft Matter **13**, 3296 (2017).
- [4] K. Nygård, S. Sarman, K. Hyltegren, S. Chodankar, E. Perret, J. Buitenhuis, J.F. van der Veen and R. Kjellander, Phys. Rev. X **6**, 011014 (2016).
- [5] J.F. Robinson, M.J. Godfrey and M.A. Moore, Phys. Rev. E **93**, 032101 (2016).
- [6] M.Z. Yamchi, S.S. Ashwin, R.K. Bowles, Phys. Rev. E **91**, 022301 (2015).
- [7] S. Varga, G. Balló, P. Gurin, J. Stat. Mech. Theory Exp. **2011**(11), P11006 (2011).
- [8] L. Tonks, Phys. Rev. **50**, 955 (1936).
- [9] J.A. Barker, Aust. J. Phys. **15**, 127 (1962).
- [10] D.A. Kofke and A.J. Post, J. Chem. Phys. **98**, 4853 (1993).
- [11] E. Fois, A. Gamba, G. Tabacchi, S. Quartieric and G. Vezzalini, Phys. Chem. Chem. Phys. **3**, 4158?4163 (2001).
- [12] Kofinger J., Hummer G., Dellago C., Phys. Chem. Chem. Phys. **13**, 15403-15417 (2011).
- [13] A. Waghe, J.C. Rasaiah, G. Hummer, J Chem Phys. **137** 044709 (2012).
- [14] D. Mark, S. Haeberle, G. Roth, F. von Stetten and R. Zengerle, Chem.Soc.Rev. **39**, 1153-1182 (2010).
- [15] M.P. Allen, D.J. Tildesley, Computer Simulation of Liquids, Science Publication, Oxford, 1989.
- [16] A. Huerta, T. Bryk, A. Trokhymchuk, J. Coll. Intf. Sci. **449**, 357 (2015)
- [17] T. Bryk, A. Huerta, V. Hordiichuk, A. Trokhymchuk, J. Chem. Phys. **147**, 064509 (2017)
- [18] Cooperative dynamics of 2D systems with soft repulsion were studied in: R. Zangi, S.A. Rice, Phys. Rev. Lett. **92**, 035502 (2004).
- [19] T.M. Truskett, S. Torquato, S. Sastry, P.G. Debenedetti, F. Stillinger, Phys. Rev. E **58**, 3083 (1998).
- [20] A. Huerta, D. Henderson, A. Trokhymchuk, Phys. Rev. E **74**, 061106 (2006).
- [21] J.-P.Hansen and I.R.McDonald, *Theory of Simple Liquids* (London: Academic) (1986).
- [22] F. A. Gorelli, S. De Panfilis, T. Bryk, L. Ulivi, G. Garbarino, P. Parisiades, M. Santoro,