

RECURRENT EVENT NETWORK FOR REASONING OVER TEMPORAL KNOWLEDGE GRAPHS

Woojeong Jin[†], Changlin Zhang[†], Pedro Szekely[‡], Xiang Ren^{†‡}

[†]Department of Computer Science, University of Southern California

[‡]Information Sciences Institute, University of Southern California

{woojeong.jin, changlin.zhang, xiangren}@usc.edu, pszekely@isi.edu

ABSTRACT

Recently, there has been a surge of interest in learning representation of graph-structured data that are dynamically evolving. However, current dynamic graph learning methods lack a principled way in modeling *temporal*, *multi-relational*, and *concurrent* interactions between nodes—a limitation that is especially problematic for the task of temporal knowledge graph reasoning, where the goal is to predict unseen entity relationships (i.e., events) over time. Here we present Recurrent Event Network (RE-NET)—an architecture for modeling complex event sequences—which consists of a *recurrent event encoder* and a *neighborhood aggregator*. The event encoder employs a RNN to capture (subject, relation)-specific patterns from historical entity interactions; while the neighborhood aggregator summarizes concurrent interactions within each time stamp. An output layer is designed for predicting forthcoming, multi-relational events. Experiments¹ on temporal link prediction over two knowledge graph datasets demonstrate the effectiveness of our method, especially on multi-step inference over time.

1 INTRODUCTION

Representation learning on graph-structured data that are dynamically evolving has emerged as an important machine learning task in a wide range of applications, such as social network analysis, question answering, and event forecasting. This task becomes particularly challenging when dealing with multi-relational graphs with complex interaction patterns between nodes—e.g., in reasoning over temporal knowledge graphs (TKGs). However, despite that there has been some recent studies on representation learning and reasoning over TKGs (Trivedi et al., 2017; García-Durán et al., 2018; Dasgupta et al., 2018; Leblay & Chekol, 2018), these methods either simply embed the associated time information into low-dimensional space while ignoring the *temporal dependencies between events* (García-Durán et al., 2018; Dasgupta et al., 2018; Leblay & Chekol, 2018), or lack a principled way to consolidate *concurrent events* within the same time stamps (Trivedi et al., 2017).

In this paper, we propose a general neural architecture, called Recurrent Event Network (RE-NET), for modeling multi-relational event sequences. To address the above limitations, RE-NET introduces an *event sequence encoder* and a *neighborhood aggregation module*. The event sequence encoder captures temporal and multi-relation dynamics by utilizing the past interactions between entities (i.e., events). This encoder harness a recurrent neural network to encode the past entity interactions. The neighborhood aggregation module resolves multiple concurrent interactions at the same time stamp by consolidating neighborhood information via different ways. A classifier layer is designed to predict unseen entity relationships for the current time stamp, given prior encoder state, subject entity, and relation. We adopt multi-class cross entropy loss to learn the RE-NET model and perform multi-step inference for predicting forthcoming events on the graph over time.

We evaluate our proposed method on temporal graph reasoning (i.e., link prediction) using two public temporal knowledge graph datasets, and test the performance of multi-step inference over time. Experiment results demonstrate that the strengths of RE-NET on modeling temporal, multi-relational graph data with concurrent events, over the state-of-the-art static and temporal graph rea-

¹Code and data are released at <https://github.com/INK-USC/RENet>.

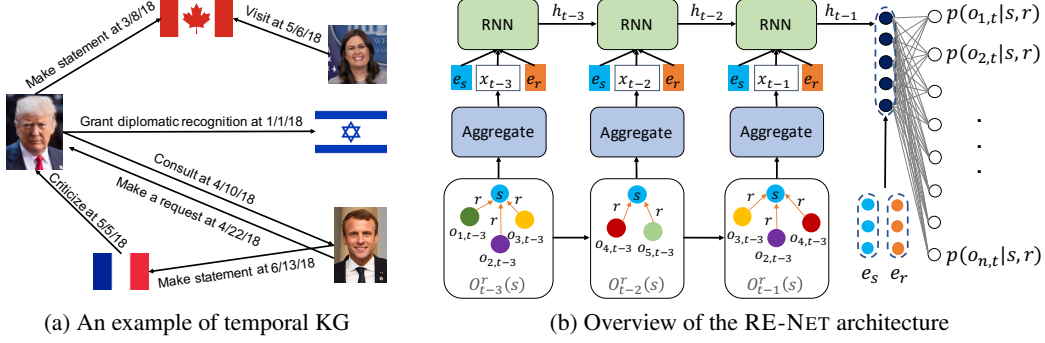


Figure 1: Illustration of (a) temporal knowledge graph and (b) the Recurrent Event Network (RE-NET) architecture. RE-NET employs a RNN to capture (s, r) -specific interactions with object entities $O_t^r(s)$ (modeled by a neighborhood aggregator) at different time t , and adopts the hidden state of RNN h_t and (subject, relation) embeddings (e_s, e_r) for predicting forthcoming entity interactions.

soning methods. We further show that RE-NET can perform effective multi-step inference to predict unseen entity relationships (i.e., forthcoming events) in a distant future.

2 PROPOSED METHOD

2.1 TEMPORAL KNOWLEDGE GRAPH REASONING

A *temporal knowledge graph* (TKG) is a multi-relational, directed graph with time-stamped edges (relationships) between the nodes (entities). An *event* is defined as a time-stamped edge (subject entity, relation, object entity, time) in a TKG, and is denoted by the quadruple (s, r, o, t) . A TKG is built upon a set of event quadruples $\{(s_i, r_i, o_i, t_i)\}_i^2$, where each time-stamped edge has a direction pointing from the subject entity to the object entity. The task of **reasoning over TKGs** (or temporal link prediction) aims to predict unseen relationships with object entities given $(s, r, ?, t)$, or to predict relationships with subject entities given $(?, r, o, t)$, based on the observed events in the TKG.

2.2 RECURRENT EVENT NETWORK

Predicting unseen entity relationships requires the ability of learning temporal dependency patterns across historical events. We propose RE-NET to capture the temporal dynamics for predicting forthcoming events and to summarize the concurrent events within the same time stamps. Our architecture consists of a Recurrent Neural Network (RNN) as an event sequence encoder and a neighborhood aggregation module to collect entities each time. Here we describe our object prediction model, subject prediction can be obtained by reversing subjects and objects.

Event Sequence Encoder. We first define a conditional probability of an object o_t at time t given a subject s and a relation r , and history of objects interacted with subject s under relation r .

$$p(o_t|s, r, \{O_{t-k-1}^r(s), \dots, O_{t-1}^r(s)\}) = f(e_s, e_r, h_{t-1}(s, r)), \quad (1)$$

where $O_{t-1}^r(s)$ is a set of objects interacted with s under r at $t-1$, $e_s, e_r \in \mathbb{R}^d$ are representations of subject s and relation r , and $h_{t-1}(s, r)$ is a history vector which includes information from the past m object set sequence $\{O_{t-m-1}^r(s), \dots, O_{t-1}^r(s)\}$. In our implementation, f is a one-layer fully-connected network with softmax activation function to output class (entity) probability.

We assume that the next set of objects can be predicted with a previous object history under the same relation. To track the history of interactions, we introduce an event sequence encoder based on RNN as follows

$$h_t(s, r) = \text{RNN}(e_s, e_r, g(O_t^r(s)), h_{t-1}(s, r)). \quad (2)$$

In each time step, besides the history $h_{t-1}(s, r)$, we add the aggregation of neighbour representation $g(O_t^r(s))$. We also use a subject embedding and a relation embedding as well as aggregation of objects as the input of RNN to make the RNN subject-relation specific.

²The same triple (s, r, o) may occur multiple times in different time stamps, yielding different event quadruples.

We use Gated Recurrent Units (Cho et al., 2014) as RNN:

$$\begin{aligned} a_t &= [e_s; e_r; g(O_t^r(s))] \\ z_t &= \sigma(W_z a_t + U_z h_{t-1}) \\ r_t &= \sigma(W_r a_t + U_r h_{t-1}) \\ h_t &= (1 - z_t) \circ h_{t-1} + z_t \circ \tanh(W_h a_t + U_h(r_t \circ h_{t-1})), \end{aligned}$$

where $;$ is concatenation, $\sigma(\cdot)$ is an activation function, and \circ is a Hadamard operator. The input is concatenation of three vectors: subject embedding, object embedding, and aggregation of neighborhood representations.

Neighborhood Aggregation. A subject entity can make interactions with multiple objects under relation r at the same time stamp. To encode the entity neighborhood information to a fixed-length input for our RNN encoder, we define an aggregation module $g(\{e_o : o \in O_t^r(s)\})$ to collect information from relation-specific neighbors.

2.3 AGGREGATOR ARCHITECTURES

Here we discuss different choices for the aggregate function $g(\cdot)$, which capture different kinds of neighborhood information for each subject entity and relation, i.e., (s, r) .

Mean Aggregator. The baseline method is to simply take the element-wise mean of the vectors in $\{e_o : o \in N_{r,t}(s)\}$. But the mean aggregator treats all neighboring objects equally, and thus ignores the different importance of each neighbour entity.

Attentive Aggregator. We define an attentive aggregator based on the additive attention introduced in (Bahdanau et al., 2015). The aggregator function is defined as

$$g(O_t^r(s)) = \sum_{o \in N_{r,t}(s)} \alpha_o e_o,$$

where $\alpha_o = \text{softmax}(v^\top \tanh(W(e_s; e_r; e_o)))$. $v \in \mathbb{R}^d$ and $W \in \mathbb{R}^{d \times 3d}$ are trainable weight matrices. By adding attention function of the subject and the relation, the weight can determine how relevant each object entity is to the subject and relation.

Graph Convolutional Aggregator. Based on the graph convolutional operation in (Kipf & Welling, 2016), we designed an aggregator with GCN message passing mechanism, which takes the form as

$$g(O_t^r(s)) = \sigma\left(W \cdot \frac{1}{|O_t^r(s)|} \sum_{o \in O_t^r(s)} e_o\right),$$

where $W \in \mathbb{R}^d$ is a trainable weight matrix.

2.4 INFERENCE AND LEARNING OF RE-NET

Multi-step Inference over Time. At inference time, given the subject entity s and relation r , RE-NET performs multi-step inference to predict forthcoming entities. For example, reasoning for c time steps from last time stamp t yields entity prediction $\{O_{t+1}^r(s), O_{t+2}^r(s), \dots, O_{t+c}^r(s)\}$. During multi-step inference, the encoder state is updated based on current predictions, and will be used for making next predictions. That is, for each time step we rank the candidate entities and select top- m entities as current predictions. We maintain the history as a sliding window of length k , so the oldest interaction set will be detached and new predicted entity set will be added to the history.

Model Learning via Entity Prediction. The (object) entity prediction can be viewed as a multi-class classification task, where each class corresponds to one object entity. To learn weights and representations for entities and relations, we adopt a multi-class cross entropy loss to the model's output. The loss function for the predicted o_t is defined as:

$$\mathcal{L} = - \sum_{(s,r,o,t) \in E} \sum_{c=1}^M y_c \log(p(o = c|s, r)), \quad (3)$$

where E is set of events, and y_c is a binary indicator (0 or 1) if class label c is the correct classification for prediction o . $p(o = c|s, r)$ is the probability that o is in class c . We use the softmax function on equation 1 to get the probability.

Algorithm 1 describes the training for RE-NET.

Algorithm 1: Training RE-NET**Input:** Events $E = \{(s_i, r_i, o_i, t_i)\}_i$ **Output:** A trained classifier $f : (s, r; \{O_{t-k-1}^r(s), \dots, O_{t-1}^r(s)\}) \rightarrow p(o_{i,t}|s, r)$ 1 **while** *Parameters in RE-NET does not change* **do**2 **foreach** (s_i, r_i, o_i, t_i) in E **do**3 Get history $\{O_{t-k-1}^r(s_i), \dots, O_{t-1}^r(s_i)\}$ 4 set $h(s_i, r_i) \leftarrow 0$ 5 **for** $i = t - k - 1$ to $t - 1$ **do**6 Aggregate neighborhood embeddings $x_i \leftarrow g(O_i^r(s))$ 7 Update history vector $h(s_i, r_i) \leftarrow \text{RNN}(e_{s_i}, e_{r_i}, x_i, h(s_i, r_i))$ 8 Compute $\hat{y} = f(e_{s_i}, e_{r_i}, h(s_i, r_i))$ 9 $\hat{y} \leftarrow \text{softmax}(\hat{y})$

10 Compute cross entropy loss based on equation 3.

11 Update model parameters.

Table 1: Dataset Statistics.

Data	N_{train}	N_{valid}	N_{test}	N_{ent}	N_{rel}	Time granularity
ICEWS18	373,018	45,995	69,514	23,033	256	24 hours
GDELT	1,734,399	238,765	305,241	7,691	240	15 mins

Table 2: Performance comparison on link prediction (average metrics over the entire test set) on the two public datasets. RE-NET with mean aggregator outperforms all other baseline methods.

	Method	ICEWS18 - filtered				GDELT - filtered			
		MRR	Hits@1	Hits@3	Hits@10	MRR	Hits@1	Hits@3	Hits@10
Static	TransE	17.56	2.48	26.95	43.87	16.05	0.00	26.10	42.29
	DisMult	22.16	12.13	26.00	42.18	18.71	11.59	20.05	32.55
	ComplEx	30.09	21.88	34.15	45.96	22.77	15.77	24.05	36.33
	R-GCN	23.19	16.36	25.34	36.48	23.31	17.24	24.94	34.36
	ConvE	37.67	29.91	40.80	51.69	36.99	28.05	40.32	51.44
Temporal	Know-Evolve*	3.27	3.23	3.23	3.26	2.43	2.33	2.35	2.41
	HyTE	7.31	3.10	7.50	14.95	6.37	0.00	6.72	18.63
	TTransE	8.36	1.94	8.71	21.93	5.52	0.47	5.01	15.27
	TA-TransE	12.85	0.00	19.04	37.53	16.62	0.00	27.65	42.53
	TA-DistMult	28.53	20.30	31.57	44.96	29.35	22.11	31.56	41.39
	RE-NET (Mean)	42.38	35.80	44.99	54.90	39.15	30.84	43.07	53.48
	RE-NET (Attn)	41.46	34.67	44.19	54.44	38.07	29.44	42.26	52.93
	RE-NET (GC)	41.35	34.54	44.05	54.35	37.99	30.05	41.40	52.18

3 EXPERIMENTS

We evaluate the proposed method with other static and temporal baselines on the task of link prediction. Our goal is to predict future entities given the past interactions. Furthermore, we examine the method in a multi-step prediction setting.

Datasets. We use two datasets, Integrated Crisis Early Warning System (ICEWS18) (Bosch et al., 2015) and Global Database of Events, Language, and Tone (GDELT) (Leetaru & Schrodt, 2013). ICEWS is collected from 1/1/2018 to 10/31/2018, and GDELT is from 1/1/2018 to 1/31/2018. The statistics of each dataset is summarized in Table 1. Both datasets include records of events that include two actors, action type and timestamp of the event. Time granularity of ICEWS18 and GDELT are 24 hours and 15 minutes, respectively.

Experimental Setup. We use Gated Recurrent Units (Cho et al., 2014) as our event sequence encoder, where the length of history is set as $k = 10$. We use a 1-layer fully connected layer for f in equation 1. At inference time, RE-NET performs multi-step prediction across the time stamps in dev and test sets. For each dataset, we split it into three subsets, i.e., train(80%)/valid(10%)/test(10%),

Table 3: Performance comparison on ICEWS and GDELT dataset with raw metrics. We observe our method outperforms all other methods.

	Method	ICEWS18 - raw				GDELT - raw			
		MRR	Hits@1	Hits@3	Hits@10	MRR	Hits@1	Hits@3	Hits@10
Static	TransE	12.37	1.51	15.99	34.65	7.84	0.00	8.92	23.30
	DisMult	13.86	5.61	15.22	31.26	8.61	3.91	8.27	17.04
	ComplEx	15.45	8.04	17.19	30.73	9.84	5.17	9.58	18.23
	R-GCN	15.05	8.13	16.49	29.00	12.17	7.40	12.37	20.63
	ConvE	22.81	13.63	25.83	41.43	18.37	11.29	19.36	32.13
Temporal	Know-Evolve*	0.11	0.00	0.00	0.47	0.11	0.00	0.02	0.10
	HyTE	7.41	3.10	7.33	16.01	6.69	0.01	7.57	19.06
	TTransE	8.44	1.85	8.95	22.38	5.53	0.46	4.97	15.37
	TA-TransE	8.02	0.00	9.53	24.44	8.84	0.00	11.69	25.32
	TA-DistMult	15.62	7.63	17.09	32.21	10.34	4.44	10.44	21.63
	RE-NET (Mean)	26.07	16.55	29.70	44.77	19.02	11.74	20.20	33.34
	RE-NET (Attn)	25.77	16.34	29.42	44.47	18.60	11.39	19.68	32.96
	RE-NET (GC)	25.78	16.35	29.35	44.44	18.53	11.41	19.63	32.53

by time stamps. We report Mean Reciprocal Ranks (MRR) and Hits@1/3/10, using the filtered version of the datasets as described in (Bordes et al., 2013).

Model details for RE-NET. We set 200 as the size of entity/relation embeddings and 0.001 as the learning rate. We choose top-10 entities to save as history at each inference. The model is trained by the Adam optimizer. We set the weight decay rate to 0.00001. All experiments were done on GeForce GTX 1080 Ti.

Baseline Methods. We compare our approach to baselines for static graphs and temporal graphs: (1) *Static Methods.* By ignoring the edge time stamps, we construct a static, cumulative graph for all the training events, and apply multi-relational graph representation learning methods including TransE (Bordes et al., 2013), DisMult (Yang et al., 2015), ComplEx (Trouillon et al., 2016), R-GCN (Schlichtkrull et al., 2018), and ConvE (Dettmers et al., 2018). (2) *Temporal Reasoning Methods.* We also compare with state-of-the-art temporal reasoning for knowledge graphs, including Know-Evolve³ (Trivedi et al., 2017), TA-TransE/DistMult (García-Durán et al., 2018), HyTE (Dasgupta et al., 2018), and TTransE (Leblay & Chekol, 2018).

3.1 EXPERIMENTAL SETTINGS FOR BASELINE METHODS

In this section, we provide detailed settings for baselines. We use implementations of TransE and DistMult⁴. We implement TTransE, TA-TransE and TA-DistMult based on the implementation of TransE and DistMult, respectively. For TA-TransE and TA-DistMult, We use temporal tokens with the vocabulary of year, month and day on the ICEWS dataset and the vocabulary of year, month, day, hour and minute on the GDELT dataset. We use a margin-based ranking loss with L1 norm for TransE and TA-TransE and use a binary cross entropy loss for DistMult and TA-DistMult. We validate the embedding size on values of 100 and 200. We set batch size to 1024, margin to 1.0, negative sampling ratio to 1, and use the Adam optimizer.

We use the implementation of ComplEx⁵ (Han et al. (2018)). We validate the embedding size on values of 50, 100 and 200. The batch size is 100, the margin is 1.0, and the negative sampling ratio is 1. We use the Adagrad optimizer.

We use the implementation of HyTE⁶. We use every timestamp as a hyperplane. The embedding size is set to 128, the negative sampling ratio to 5, and margin to 1.0. We use time agnostic negative sampling (TANS) for entity prediction, and the Adam optimizer.

³*: We found a problematic formulation in Know-Evolve when dealing with concurrent events (Eq. (3) in its paper) and a flaw in its evaluation code. The performance dramatically drops after fixing the evaluation code. Details of this issues are discussed in Section 3.3.

⁴https://github.com/jimmywangheng/knowledge_representation_pytorch

⁵<https://github.com/thunlp/OpenKE>

⁶<https://github.com/mallabiisc/HyTE>

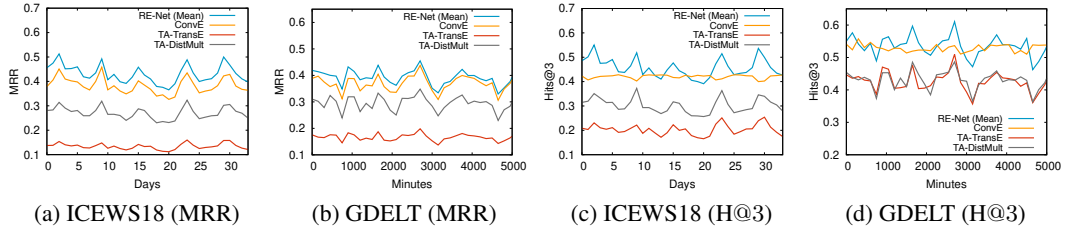


Figure 2: Performance comparison of link prediction over different time stamps (i.e., temporal reasoning) on the test sets of ICEWS18 and GDELT datasets with filtered metrics.

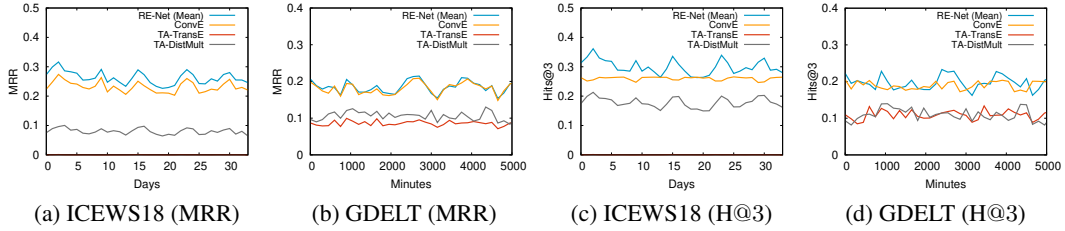


Figure 3: Performance comparison of link prediction over different time stamps (i.e., temporal reasoning) on the test sets of ICEWS18 and GDELT datasets with raw metrics.

We use the codes for ConvE⁷ and use implementation by Deep Graph Library⁸. The embedding sizes are 200 for both methods. We use 1 to all negative sampling for ConvE and use 10 negative sampling ratio for RGCN, and use the Adam optimizer for both methods. We use the codes for Know-Evolve⁹. We fix the issue in their codes. Issues are described in Section 3.3. We follow their default settings.

3.2 RESULTS AND ANALYSIS

Overall Performance Comparison. Tables 2 and 3 summarize performance comparison results on averaged metrics over the entire test sets. RE-NET (Mean), RE-NET (Attn) and RE-NET (GC) denote our method with mean, attentive, and graph convolutional aggregators, respectively. Overall, our proposed method, RE-NET, outperforms all other baselines on both datasets. Among all variants of aggregation functions, the mean aggregator shows the best performances while the attentive and graph convolutional aggregator little lower performances. In particular, the temporal baselines do not always show the better performances than static methods. This is because their methods try to model the temporal information regardless of the past interactions. For example, TA-TransE designed time-aware representations for relation embeddings which only see the current time stamp, and thus it cannot generalize to unseen time stamps. However, our proposed method capture the temporal dependencies between entities and can predict future entities even in the unseen time stamps.

Performance over Time. Figs. 2 and 3 show the performance comparisons over different time stamps for the two datasets with filtered metrics and raw metrics, respectively. RE-NET outperforms other baselines with the MRR metric on both datasets. However, RE-NET and ConvE compete each other with the Hits@3 metric. We notice that RE-NET is getting lower and the difference between RE-NET and ConvE is getting smaller as shown in Fig. 3b. This is because RE-NET predicts entities based on the history, but the history is updated with predicted entities at inference, which is why RE-NET’s performance is getting lower. We also note that performance gaps on the GDELT dataset is smaller than on the ICEWS18 dataset. GDELT has finer granularity of time than ICEWS18, and thus it requires longer history for prediction.

⁷<https://github.com/TimDettmers/ConvE>

⁸<https://github.com/dmlc/dgl/tree/master/examples/pytorch/rgcn>

⁹<https://github.com/rstriv/Know-Evolve>

3.3 ISSUES WITH KNOW-EVOLVE

We found a problematic formulation in the Know-Evolve model and codes. The intensity function (equation 3 in (Trivedi et al., 2017)) is defined as $\lambda_r^{s,r}(t|\bar{t}) = f(g_r^{s,r}(\bar{t}))(t - \bar{t})$, where $g(\cdot)$ is a score function, t is current time, and \bar{t} is the most recent time point when either subject or object entity was involved in an event. This intensity function is used in inference to rank entity candidates. However, they don't consider concurrent event at the same time stamps, and thus \bar{t} will become t after one event. For example, we have events $e_1 = (s, r, o_1, t_1)$, $e_2 = (s, r, o_2, t_1)$. After e_1 , \bar{t} will become t (subject s 's most recent time point), and thus the value of intensity function for e_2 will be 0. This is problematic in inference since if $t = \bar{t}$, then the intensity function will always be 0 regardless of entity candidates. In inference, all object candidates are ranked by the intensity function. But all intensity scores for all candidates will be 0 since $t = \bar{t}$, which means all candidates have the same 0 score. In their code, they give the highest ranks (first rank) for all entities including the ground truth object in this case. Thus, we fixed their code for a fair comparison; we give an average rank to entities who have the same scores.

4 RELATED WORK

This section reviews static and dynamic link prediction methods on multi-relational graph data.

Static Methods. Extensive studies have been done on modeling static, multi-relation graph data for link prediction. Bordes et al. (2013) proposed TransE that embeds entities and relations into low-dimensional space, by computing link scores as a distance between relation-specific translations of entity embeddings. Based on this method, Yang et al. (2015) proposed the Bilinear Diagonal model (DistMult), and Trouillon et al. (2016) presented the complex embedding model (ComplEx). Relational Graph Convolutional Networks (R-GCN) (Schlichtkrull et al., 2018) generalized the previous GCN works (Kipf & Welling, 2016) by dealing with directed, multi-relational graphs such as knowledge graphs. Dettmers et al. (2018) introduced ConvE that uses 2D convolution over embeddings and multiple layers of nonlinear features to model knowledge graphs. However, these methods cannot deal with temporally evolving graph structures, and thus are limited to static knowledge graphs.

Dynamic Methods. Recently, there has been some attempts on incorporating temporal information in modeling dynamic knowledge graphs. Trivedi et al. (2017) presented Know-Evolve which models the occurrence of a fact as temporal point process. However, this method is built on a problematic formulation when dealing with concurrent events. Embedding based method for incorporating time have been proposed: García-Durán et al. (2018) proposed time-aware representations for relation embeddings which utilize time text into relations, (Leblay & Chekol, 2018) exploits time information as embeddings, and Dasgupta et al. (2018) incorporates time in the entity-relation space by associating each timestamp with a corresponding hyperplane. However, these methods rely on current time information, and do not incorporate the past interactions explicitly. In other words, the models do not see past interactions to predict events. Furthermore, these models cannot generalize to unseen time stamps because their models are built on time embeddings. If the time embeddings are not seen in training, then their methods cannot predict events upon unseen time stamps.

There is another line of works for Graph Convolutional Networks on temporal graphs such as (Seo et al., 2017), and (Pareja et al., 2019). Seo et al. (2017) proposed GCRN to model graph-structured sequence data. Their goal is to model sequence with graph convolutional networks. They assume that graph structure is fixed but our model predicts future graph structure. Pareja et al. (2019) presented EvolveGCN that uses the RNN to evolve the graph model over time. Their model is limited to non-relational graphs, but our model is working on multi-relational data.

5 CONCLUSION AND FUTURE WORK

In this work, we study the task of temporal reasoning over dynamic knowledge graphs, and propose Recurrent Event Network (RE-NET) to model temporal, multi-relational, and concurrent interactions between entities. We show the effectiveness of RE-NET on predicting unseen relationships over time on two TKG datasets. Interesting future work includes aggregating multi-hop neighborhood information for event modeling, and in-depth study of different aggregator functions.

REFERENCES

- Dzmitry Bahdanau, Kyunghyun Cho, and Yoshua Bengio. Neural machine translation by jointly learning to align and translate. *CoRR*, abs/1409.0473, 2015.
- Antoine Bordes, Nicolas Usunier, Alberto García-Durán, Jason Weston, and Oksana Yakhnenko. Translating embeddings for modeling multi-relational data. In *NIPS*, 2013.
- Elizabeth Boschee, Jennifer Lautenschlager, Sean O’Brien, Steve Shellman, James Starz, and Michael Ward. Icews coded event data. *Harvard Dataverse*, 12, 2015.
- Kyunghyun Cho, Bart van Merriënboer, aglar Gülehre, Dzmitry Bahdanau, Fethi Bougares, Holger Schwenk, and Yoshua Bengio. Learning phrase representations using rnn encoder-decoder for statistical machine translation. In *EMNLP*, 2014.
- Shib Sankar Dasgupta, Swayambhu Nath Ray, and Partha Talukdar. Hyte: Hyperplane-based temporally aware knowledge graph embedding. In *EMNLP*, 2018.
- Tim Dettmers, Pasquale Minervini, Pontus Stenetorp, and Sebastian Riedel. Convolutional 2d knowledge graph embeddings. In *AAAI*, 2018.
- Alberto García-Durán, Sebastijan Dumancic, and Mathias Niepert. Learning sequence encoders for temporal knowledge graph completion. In *EMNLP*, 2018.
- Xu Han, Shulin Cao, Xin Lv, Yankai Lin, Zhiyuan Liu, Maosong Sun, and Juan-Zi Li. Openke: An open toolkit for knowledge embedding. In *EMNLP*, 2018.
- Thomas N. Kipf and Max Welling. Semi-supervised classification with graph convolutional networks. *CoRR*, abs/1609.02907, 2016.
- Julien Leblay and Melisachew Wudage Chekol. Deriving validity time in knowledge graph. In *Companion of the The Web Conference 2018 on The Web Conference 2018*, pp. 1771–1776. International World Wide Web Conferences Steering Committee, 2018.
- Kalev Leetaru and Philip A Schrodt. Gdelt: Global data on events, location, and tone, 1979–2012. In *ISA annual convention*, volume 2, pp. 1–49. Citeseer, 2013.
- Aldo Pareja, Giacomo Domeniconi, Jie Chen, Tengfei Ma, Toyotaro Suzumura, Hiroki Kanezashi, Tim Kaler, and Charles E. Leiserson. Evolvegc: Evolving graph convolutional networks for dynamic graphs. *CoRR*, abs/1902.10191, 2019.
- Michael Sejr Schlichtkrull, Thomas N. Kipf, Peter Bloem, Rianne van den Berg, Ivan Titov, and Max Welling. Modeling relational data with graph convolutional networks. In *ESWC*, 2018.
- Youngjoo Seo, Michaël Defferrard, Pierre Vandergheynst, and Xavier Bresson. Structured sequence modeling with graph convolutional recurrent networks. In *ICONIP*, 2017.
- Rakshit Trivedi, Hanjun Dai, Yichen Wang, and Le Song. Know-evolve: Deep temporal reasoning for dynamic knowledge graphs. In *ICML*, 2017.
- Théo Trouillon, Johannes Welbl, Sebastian Riedel, Éric Gaussier, and Guillaume Bouchard. Complex embeddings for simple link prediction. In *ICML*, 2016.
- Bishan Yang, Wen tau Yih, Xiaodong He, Jianfeng Gao, and Li Deng. Embedding entities and relations for learning and inference in knowledge bases. *CoRR*, abs/1412.6575, 2015.