

Numerical solutions of the generalized equal width wave equation using Petrov Galerkin method

Samir Kumar Bhowmik¹ and Seydi Battal Gazi Karakoc²

1. Department of Mathematics, University of Dhaka

Dhaka 1000, Bangladesh.

e-mail: bhowmiksk@gmail.com

2. Department of Mathematics, Faculty of Science and Art,
Nevsehir Haci Bektas Veli University, Nevsehir, 50300, Turkey.

e-mail: sbgkarakoc@nevsehir.edu.tr

April 11, 2019

Abstract

In this article we consider a generalized equal width wave (GEW) equation which is a significant nonlinear wave equation as it can be used to model many problems occurring in applied sciences. As the analytic solution of the (GEW) equation of this kind can be obtained hardly, developing numerical solutions for this type of equations is of enormous importance and interest. Here we are interested in a Petrov-Galerkin method, in which element shape functions are quadratic and weight functions are linear B-splines. We firstly investigate the existence and uniqueness of solutions of the weak form of the equation. Then we establish the theoretical bound of the error in the semi-discrete spatial scheme as well as of a full discrete scheme at $t = t^n$. Furthermore, a powerful Fourier analysis has been applied to show that the proposed scheme is unconditionally stable. Finally, propagation of single and double solitary waves and evolution of solitons are analyzed to demonstrate the efficiency and applicability of the proposed numerical scheme by calculating the error norms (in $L_2(\Omega)$ and $L_\infty(\Omega)$). The three invariants (I_1, I_2 and I_3) of motion have been commented to verify the conservation features of the proposed algorithms. Our proposed numerical scheme has been compared with other

published schemes and demonstrated to be valid, effective and it outperforms the others.

Keywords: GEW equation; Petrov-Galerkin; B-splines; Solitary waves; Soliton.

AMS classification: 65N30, 65D07, 74S05, 74J35, 76B25.

1 Introduction

Nonlinear partial differential equations are extensively used to explain complex phenomena in different fields of science, such as plasma physics, fluid mechanics, hydrodynamics, applied mathematics, solid state physics and optical fibers. One of the important issues to nonlinear partial differential equations is to seek for exact solutions. Because of the complexity of nonlinear differential equations, exact solutions of these equations are commonly not derivable. Owing to the fact that only limited classes of these equations are solved by analytical means, numerical solutions of these nonlinear partial differential equations are very functional to examine physical phenomena. The regularized long wave (RLW) equation,

$$U_t + U_x + \varepsilon U U_x - \mu U_{xxt} = 0, \quad (1)$$

is a symbolisation figure of nonlinear long wave and can define many important physical phenomena with weak nonlinearity and dispersion waves, including nonlinear transverse waves in shallow water, ion-acoustic and magneto hydrodynamic waves in plasma, elastic media, optical fibres, acoustic-gravity waves in compressible fluids, pressure waves in liquid-gas bubbles and phonon packets in nonlinear crystals [1]. The RLW equation was first suggested to describe the behavior of the undular bore by Peregrine [2, 3], who constructed the first numerical method of the equation using finite difference method. RLW equation is an alternative description of nonlinear dispersive waves to the more usual

$$U_t + \varepsilon U U_x + \mu U_{xxx} = 0, \quad (2)$$

Korteweg-de Vries (KdV) equation [4]. This equation was first generated by Korteweg and de Vries to symbolise the action of one dimensional shallow water solitary waves [5]. The equation has found numerous applications in physical sciences and engineering field such as fluid and quantum mechanics, plasma physics, nonlinear optics, waves in enharmonic crystals, bubble liquid mixtures, ion acoustic wave and

magneto-hydrodynamic waves in a warm plasma as well as shallow water waves. The Equal Width (EW) wave equation

$$U_t + \varepsilon U U_x - \mu U_{xxt} = 0, \quad (3)$$

which is less well recognised and was introduced by Morrison et al. [6] is a description alternative to the more common KdV and RLW equations. This equation is named equal width equation, because the solutions for solitary waves with a perpetual form and speed, for a given value of the parameter μ , are waves with an equal width or wavelength for all wave amplitudes [7]. The solutions of this equation are sorts of solitary waves called as solitons whose figures are not changed after the collision. GEW equation, procured for long waves propagating in the positive x direction takes the form

$$U_t + \varepsilon U^p U_x - \mu U_{xxt} = 0, \quad (4)$$

where p is a positive integer, ε and μ are positive parameters, t is time and x is the space coordinate, $U(x, t)$ is the wave amplitude. Physical boundary conditions require $U \rightarrow 0$ as $|x| \rightarrow \infty$. For this work, boundary and initial conditions are chosen

$$\begin{aligned} U(a, t) &= 0, & U(b, t) &= 0, \\ U_x(a, t) &= 0, & U_x(b, t) &= 0, \\ U_{xx}(a, t) &= 0, & U_{xx}(b, t) &= 0, \\ U(x, 0) &= f(x), & a \leq x \leq b, \end{aligned} \quad (5)$$

where $f(x)$ is a localized disturbance inside the considered interval and will be designated later. In the fluid problems as known, the quantity U is associated with the vertical displacement of the water surface but in the plasma applications, U is the negative of the electrostatic potential. That's why, the solitary wave solution of Eq.(4) helps us to find out the a lot of physical phenomena with weak nonlinearity and dispersion waves such as nonlinear transverse waves in shallow water, ion-acoustic and magneto- hydrodynamic waves in plasma and phonon packets in nonlinear crystals [8]. The GEW equation which we tackle here is based on the EW equation and relevant to the both generalized regularized long wave (GRLW) equation [9, 10] and the generalized Korteweg-de Vries (GKdV) equation [11]. These general equations are nonlinear wave equations with $(p+1)$ th nonlinearity and have solitary wave solutions, which are pulse-like. The investigate of GEW equation ensures the possibility of investigating the creation of secondary solitary waves and/or

radiation to get insight into the corresponding processes of particle physics [12, 13]. This equation has many implementations in physical situations for example unidirectional waves propagating in a water channel, long waves in near-shore zones, and many others [14]. If $p = 1$ is taken in Eq.(4) the EW equation [15-20] is obtained and if $p = 2$ is taken in Eq.(4), the obtained equation is named as the modified equal width wave (MEW) equation [21-27]. In recent years, various numerical methods have been improved for the solution of the GEW equation. Hamdi et al. [7] generated exact solitary wave solutions of the GEW equation. Evans and Raslan [28] investigated the GEW equation by using the collocation method based on quadratic B-splines to obtain the numerical solutions of the single solitary wave, interaction of solitary waves and birth of solitons. The GEW equation solved numerically by a B-spline collocation method by Raslan [29]. The homogeneous balance method was used to construct exact travelling wave solutions of generalized equal width equation by Taghizadeh et al. [30]. The equation is solved numerically by a meshless method based on a global collocation with standard types of radial basis functions (RBFs) by [14]. Quintic B-spline collocation method with two different linearization techniques and a lumped Galerkin method based on B-spline functions were employed to obtain the numerical solutions of the GEW equation by Karakoc and Zeybek, [8, 31] respectively. Roshan [32], applied Petrov-Galerkin method using the linear hat function and quadratic B-spline functions as test and trial function respectively for the GEW equation.

In this study, we have constructed a lumped Petrov-Galerkin method for the GEW equation using quadratic B-spline function as element shape function and linear B-spline function as the weight function. Context of this work has been planned as follows:

- A semi-discrete Galerkin finite element scheme of the equation along with the error bounds are demonstrated in Section 2.
- A full discrete Galerkin finite element scheme has been studied in Section 3.
- Section 4 is concerned with the construction and implementation of the Petrov-Galerkin finite element method to the GEW equation.
- Section 5 contains a linear stability analysis of the scheme.
- Section 6 includes analysis of the motion of single solitary wave, interaction of two solitary wave and evolution of solitons with different initial and boundary conditions.

- Finally, we conclude the study with some remarks on this study.

2 Variational formulation and its analysis

The higher order nonlinear initial boundary value problem (4) can be written as

$$u_t - \mu \Delta u_t = \nabla \mathcal{F}(u), \quad (6)$$

where $\mathcal{F}(u) = \frac{1}{p+1}u^{p+1}$, subject to the initial condition

$$u(x, 0) = f_1(x), \quad a \leq x \leq b, \quad (7)$$

and the boundary conditions

$$\begin{aligned} u(a, t) &= 0, & u(b, t) &= 0, \\ u_x(a, t) &= 0, & u_x(b, t) &= 0, \\ u_{xx}(a, t) &= 0, & u_{xx}(b, t) &= 0, \quad t > 0. \end{aligned} \quad (8)$$

To define the weak form of the solutions of (6) and to investigate the existence and uniqueness of solutions of the weak form we define the following spaces. Here $H^k(\Omega)$, $k \geq 0$ (integer) is considered as an usual normed space of real valued functions on Ω and

$$H_0^k(\Omega) = \{v \in H^k(\Omega) : D^i v = 0 \text{ on } \partial\Omega, \quad i = 0, 1, \dots, k-1\}$$

where $D = \frac{\partial}{\partial x}$. We denote the norm on $H^k(\Omega)$ by $\|\cdot\|_k$ which is the well known usual H^k norm, and when $k = 0$, $\|\cdot\|_0 = \|\cdot\|$ represents L_2 norm and (\cdot, \cdot) represents the standard L_2 inner product [33, 34].

Multiplying (6) by $\xi \in H_0^1(\Omega)$, and then integrating over Ω we have

$$(u_t, \xi) - \mu(\Delta u_t, \xi) = (\nabla \mathcal{F}(u), \xi).$$

Applying Green's theorem for integrals on the above continuous inner products we aim to find $u(\cdot, t) \in H_0^1(\Omega)$ so that

$$(u_t, \xi) + \mu(\nabla u_t, \nabla \xi) = -(\mathcal{F}(u), \nabla \xi), \quad \forall \xi \in H_0^1(\Omega), \quad (9)$$

with $u(0) = u_0$. Here we state the uniqueness theorem without proof which can be well established following [33, 34].

Theorem 1. *If u satisfies (9) then*

$$\|u(t)\|_1 = \|u_0\|_1, \quad t \in (0, T], \quad \text{and} \quad \|u\|_{L^\infty(L^\infty(\Omega))} \leq C\|u_0\|_1$$

holds if $u_0 \in H_0^1(\Omega)$, and C is a positive constant.

Theorem 2. *Assume that $u_0 \in H_0^1(\Omega)$ and $T > 0$. Then there exists one and only one $u \in H_0^1(\Omega)$ satisfying (9) for any $T > 0$ such that*

$$u \in L^\infty(0, T, H_0^1(\Omega)) \quad \text{with} \quad (u(x, 0), \xi) = (u_0, \xi), \quad \xi \in H_0^1(\Omega).$$

2.1 Semi-discrete Galerkin Scheme

For any $0 < h < 1$ let S_h of $H_0^1(\Omega)$ be a finite dimensional subspace such that for $u \in H_0^1(\Omega) \cap H^3(\Omega)$, \exists a constant C independent of h [33, 34, 35] such that

$$\inf_{\xi \in S_h} \|u - \xi\| \leq Ch^3 \|u\|_3. \quad (10)$$

Here it is our moto to look for solutions of a semi-discrete finite element formulation of (6) $u_h : [0, T] \rightarrow S_h$ such that

$$(u_{ht}, \xi) + (\nabla u_{ht}, \nabla \xi) = -(\mathcal{F}(u_h), \nabla \xi), \quad \forall \xi \in S_h, \quad (11)$$

where $u_h(0) = u_{0,h} \in S_h$ approximates u_0 . We start here first by stating a priori bound of the solution of (11) below before establishing the original convergence result.

Theorem 3. *Let $u_h \in S_h$ be a solution of (11). Then $u_h \in S_h$ satisfies*

$$\|u_h\|_1^2 = \|u_{0,h}\|_1^2, \quad t \in (0, T],$$

and

$$\|u_h\|_{L^\infty(L^\infty(\Omega))} \leq C\|u_{0,h}\|_1$$

holds where C is a positive constant.

Proof. The proof is trivial, it follows from [36]. □

Our next goal is to establish the theoretical estimate of the error in the semi-discrete scheme (11) of (9). To that end here we start by considering the following bilinear form

$$\mathcal{A}(u, v) = (\nabla u, \nabla v), \quad \forall u, v \in H_0^1(\Omega),$$

which satisfies the boundedness property

$$|\mathcal{A}(u, v)| \leq M \|u\|_1 \|v\|_1, \forall u, v \in H_0^1(\Omega) \quad (12)$$

and coercivity property (on Ω)

$$\mathcal{A}(u, u) \geq \alpha \|u\|_1, \forall u \in H_0^1(\Omega), \text{ for some } \alpha \in \mathbb{R}. \quad (13)$$

Let \tilde{u} be an auxiliary projection of u [33, 35, 34], then \mathcal{A} satisfies

$$\mathcal{A}(u - \tilde{u}, \xi) = 0, \xi \in S_h. \quad (14)$$

Now the rate of convergence (accuracy) in such a spatial approximation (11) of (9) is given by the following theorem.

Theorem 4. *Let $u_h \in S_h$ be a solution of (11) and $u \in H_0^1(\Omega)$ be that of (9), then the following inequality holds*

$$\|u - u_h\| \leq Ch^3,$$

where $C > 0$ if $\|u(0) - u_{0,h}\| \leq Ch^3$ holds.

Proof. Letting $\mathcal{E} = u - u_h = \psi + \theta$, where $\psi = u - \tilde{u}$ and $\theta = \tilde{u} - u_h$, we write

$$\begin{aligned} \alpha \|u - \tilde{u}\|_1^2 &\leq \mathcal{A}(u - \tilde{u}, u - \tilde{u}) \\ &= \mathcal{A}(u - \tilde{u}, u - \xi), \xi \in S_h. \end{aligned}$$

From (12), (14) and [34] it follows that

$$\|u - \tilde{u}\|_1 \leq \inf_{\xi \in S_h} \|u - \xi\|_1, \quad (15)$$

and thus (10) and (15) confirms the following inequalities

$$\|\psi\|_1 \leq Ch^2 \|u\|_3, \text{ and so } \|\psi\| \leq Ch^3 \|u\|_3.$$

Now applying $\frac{\partial}{\partial t}$ on (14) and having some simplifications yields [34]

$$\|\psi_t\| \leq Ch^3 \|u_t\|_3.$$

Also we subtract (11) from (9) to obtain

$$(\theta_t, \xi) + (\nabla \theta_t, \nabla \xi) = (\psi_t, \xi) - (\mathcal{F}(u) - \mathcal{F}(u_h), \nabla \xi). \quad (16)$$

Now we substitute $\xi = \theta$ in (16), and then apply Cauchy-Schwarz inequality to obtain

$$\frac{1}{2} \frac{d}{dt} \|\theta\|_1^2 \leq \|\psi_t\| \|\theta\| + \|\mathcal{F}(u) - \mathcal{F}(u_h)\| \|\nabla\theta\|.$$

Here

$$\|\mathcal{F}(u) - \mathcal{F}(u_h)\| \leq C(\|\psi\| + \|\theta\|),$$

comes from Lipschitz conditions of \mathcal{F} and boundedness of u and u_h . Thus

$$\frac{d}{dt} \|\theta\|_1^2 \leq C (\|\psi_t\|^2 + \|\psi\|^2 + \|\theta\|^2 + \|\nabla\theta\|^2).$$

So

$$\|\theta\|_1^2 \leq \|\theta(0)\|_1^2 + C \int_0^t (\|\psi_t\|^2 + \|\psi\|^2 + \|\theta\|^2 + \|\nabla\theta\|^2) dt.$$

Hence Gronwall's lemma, bounds of ψ and ψ_t confirms

$$\|\theta\|_1 \leq C(u)h^3,$$

if $\theta(0) = 0$, completes the proof [34, 35]. □

3 Full discrete scheme

Here we aim to find solution of the semi-discrete problem (11) over $[0, T]$, $T > 0$. Let N be a positive full number and $\Delta t = \frac{T}{N}$ so that $t^n = n\Delta t$, $n = 0, 1, 2, 3, \dots, N$. Here we consider

$$\phi^n = \phi(t^n), \quad \phi^{n-1/2} = \frac{\phi^n + \phi^{n-1}}{2} \quad \& \quad \partial_t \phi^n = \frac{\phi^n - \phi^{n-1}}{\Delta t}.$$

Using the above notations we present a time discretized finite element Galerkin scheme by

$$(\partial_t U^n, \xi) + (\nabla \partial_t U^n, \nabla \xi) = - (\mathcal{F}(U^{n-1/2}), \nabla \xi), \quad \xi \in S_h, \quad (17)$$

where $U^0 = u_{0,h}$.

Theorem 5. *If U^n satisfies (17) then*

$$\|U^J\|_1 = \|U^0\|_1 \quad \text{for all } 1 \leq J \leq N$$

and there exists a positive constant C such that

$$\|U^J\|_\infty \leq C \|U^0\|_1 \quad \text{for all } 1 \leq J \leq N.$$

Proof. Substituting $\xi = U^{n-1/2}$ in (17) it is easy to see that

$$\partial_t (\|U^n\|^2 + \|\nabla U^n\|^2) = - (\mathcal{F}(U^{n-1/2}), \nabla U^{n-1/2}) = 0. \quad (18)$$

Thus the proof of the first part of the theorem follows from a sum from $n = 1$ to J and that of the second part follows from the Sobolev embedding theorem [34]. \square

Now we focus on to establishing the theoretical upper bound of the error in such a full discrete approximation (18) at $t = t^n$.

Theorem 6. *Let h and Δt be sufficiently small, then*

$$\|u^j - U^j\|_\infty \leq C(u, T)(h^3 + \Delta t^2) \text{ for } 1 \leq j \leq N \text{ and } u_0^h = \tilde{u}(0)$$

where C is independent of h and Δt .

Proof. Let

$$\mathcal{E}^n = u^n - U^n = \psi^n + \theta^n$$

where $\psi^n = u^n - \tilde{u}^n$, $\theta^n = \tilde{u}^n - U^n$, $u^n = u(t^n)$, and $\tilde{u}^n = \tilde{u}(t^n)$. From (9) and (17) along with auxiliary projection defined in the previous section the following equality holds

$$(\partial_t \theta^n, \xi) + (\nabla \partial_t \theta^n, \nabla \xi) = (\partial_t \psi^n, \xi) + (\tau^n, \xi) + (\nabla \tau^n, \nabla \xi) + (\mathcal{F}(u^{n-1/2}) - \mathcal{F}(U^{n-1/2}), \nabla \xi), \quad (19)$$

where $\tau^n = u^{n-1/2} - \partial_t u^n$. Now substituting ξ by $\theta^{n-1/2}$ in (19) yields

$$\frac{1}{2} \partial_t \|\theta^n\|_1^2 = C \left(\|\partial_t \psi^n\|^2 + \|\tau^n\|_1^2 + \|\theta^{n-1/2}\|_1^2 + \|\mathcal{F}(u^{n-1/2}) - \mathcal{F}(U^{n-1/2})\|^2 \right). \quad (20)$$

Now

$$\|\tau^n\|^2 \leq C \Delta t^3 \int_{t_{n-1}}^{t_n} \|u_{ttt}(s)\|^2 ds, \quad (21)$$

and from boundedness of $\|U^n\|_\infty$ and $\|u^n\|_\infty$ it yields

$$\|\mathcal{F}(u^{n-1/2}) - \mathcal{F}(U^{n-1/2})\| = C (\|\theta^{n-1/2}\| + \|\psi^{n-1/2}\|) \quad (22)$$

since \mathcal{F} is a Lipschitz function. Thus from (20), (21) and (22) it follows that

$$\begin{aligned} \partial_t \|\theta^n\|_1^2 &\leq C \|\theta^{n-1/2}\|_1^2 + C (\|\partial_t \psi^n\|^2 + \|\psi^n\|^2 + \|\psi^{n-1}\|^2 \\ &\quad + \Delta t^3 \int_{t_{n-1}}^{t_n} \|u_{ttt}(s)\|^2 ds). \end{aligned} \quad (23)$$

So (23) can be simplified as

$$(1 - C\Delta t)\|\theta^n\|_1^2 \leq (1 + C\Delta t)\|\theta^{n-1/2}\|_1^2 + C\Delta t \left(\|\partial_t \psi^n\|^2 + \|\psi^n\|^2 + \|\psi^{n-1}\|^2 + \Delta t^3 \int_{t_{n-1}}^{t_n} \|u_{ttt}(s)\|^2 ds \right).$$

Choosing $\Delta t > 0$ so that $1 - C\Delta t \geq 0$ and summing over $n = 1, (1), J$, and from the bounds of $\|\psi^n\|$ and $\|\partial_t \psi^n\|$ yields

$$\|\theta^n\|_1 \leq C(u, T)(h^3 + \Delta t^2),$$

and the rest follows from the triangular inequality and sobolev embedding theorem [34, 35]. \square

4 Construction and Implementation of the method

We take into account a uniformly spatially distributed set of knots $a = x_0 < x_1 < \dots < x_N = b$ over the solution interval $a \leq x \leq b$ and $h = x_{m+1} - x_m$, $m = 0, 1, 2, \dots, N$. For this partition, we shall need the following quadratic B-splines $\phi_m(x)$ at the points x_m , $m = 0, 1, 2, \dots, N$. Prenter [37] identified following quadratic B-spline functions $\phi_m(x)$, ($m = -1(1) N$), at the points x_m which generate a basis over the interval $[a, b]$ by

$$\phi_m(x) = \frac{1}{h^2} \begin{cases} (x_{m+2} - x)^2 - 3(x_{m+1} - x)^2 + 3(x_m - x)^2, & x \in [x_{m-1}, x_m), \\ (x_{m+2} - x)^2 - 3(x_{m+1} - x)^2, & x \in [x_m, x_{m+1}), \\ (x_{m+2} - x)^2, & x \in [x_{m+1}, x_{m+2}), \\ 0 & \text{otherwise.} \end{cases} \quad (24)$$

We search the approximation $U_N(x, t)$ to the solution $U(x, t)$, which use these splines as the trial functions

$$U_N(x, t) = \sum_{j=-1}^N \phi_j(x) \delta_j(t), \quad (25)$$

in which unknown parameters $\delta_j(t)$ will be computed by using the boundary and weighted residual conditions. In each element, using $h\eta = x - x_m$ ($0 \leq \eta \leq 1$) local coordinate transformation for the finite element $[x_m, x_{m+1}]$, quadratic B-spline shape functions (24) in terms of η over the interval $[0, 1]$ can be reformulated as

$$\begin{aligned} \phi_{m-1} &= (1 - \eta)^2, \\ \phi_m &= 1 + 2\eta - 2\eta^2, \\ \phi_{m+1} &= \eta^2. \end{aligned} \quad (26)$$

All quadratic B-splines, except that $\phi_{m-1}(x)$, $\phi_m(x)$ and $\phi_{m+1}(x)$ are zero over the interval $[x_m, x_{m+1}]$. Therefore approximation function (25) over this element can be given in terms of the basis functions (26) as

$$U_N(\eta, t) = \sum_{j=m-1}^{m+1} \delta_j \phi_j. \quad (27)$$

Using quadratic B-splines (26) and the approximation function (27), the nodal values U_m and U'_m at the knot are found in terms of element parameters δ_m as follows:

$$\begin{aligned} U_m &= U(x_m) = \delta_{m-1} + \delta_m, \\ U'_m &= U'(x_m) = 2(\delta_m - \delta_{m-1}). \end{aligned} \quad (28)$$

Here weight functions L_m are used as linear B-splines. The linear B-splines L_m at the knots x_m are identified as [37]:

$$L_m(x) = \frac{1}{h} \begin{cases} (x_{m+1} - x) - 2(x_m - x), & x \in [x_{m-1}, x_m), \\ (x_{m+1} - x), & x \in [x_m, x_{m+1}), \\ 0 & \text{otherwise.} \end{cases} \quad (29)$$

A characteristic finite interval $[x_m, x_{m+1}]$ is turned into the interval $[0, 1]$ by local coordinates η concerned with the global coordinates using $h\eta = x - x_m$ ($0 \leq \eta \leq 1$). So linear B-splines L_m are given as

$$\begin{aligned} L_m &= 1 - \eta \\ L_{m+1} &= \eta. \end{aligned} \quad (30)$$

Using the Petrov-Galerkin method to Eq.(4), we obtain the weak form of Eq.(4) as

$$\int_a^b L(U_t + \varepsilon U^p U_x - \mu U_{xxt}) dx = 0. \quad (31)$$

Applying the change of variable $x \rightarrow \eta$ into Eq.(31) gives rise to

$$\int_0^1 L \left(U_t + \frac{\varepsilon}{h} \hat{U}^p U_\eta - \frac{\mu}{h^2} U_{\eta\eta t} \right) d\eta = 0, \quad (32)$$

where \hat{U} is got to be constant over an element to make the integral easier. Integrating Eq.(32) by parts and using Eq.(4) leads to

$$\int_0^1 [L(U_t + \lambda U_\eta) + \beta L_\eta U_{\eta t}] d\eta = \beta L U_{\eta t} \Big|_0^1, \quad (33)$$

where $\lambda = \frac{\varepsilon \hat{U}^p}{h}$ and $\beta = \frac{\mu}{h^2}$. Choosing the weight functions L_m with linear B-spline shape functions given by (30) and replacing approximation (27) into Eq.(33) over the element $[0, 1]$ produces

$$\sum_{j=m-1}^{m+1} \left[\left(\int_0^1 L_i \phi_j + \beta L_i' \phi_j' \right) d\eta - \beta L_i \phi_j' \Big|_0^1 \right] \dot{\delta}_j^e + \sum_{j=m-1}^{m+1} (\lambda \int_0^1 L_i \phi_j' d\eta) \delta_j^e = 0, \quad (34)$$

which can be obtained in matrix form as

$$[A^e + \beta(B^e - C^e)] \dot{\delta}^e + \lambda D^e \delta^e = 0. \quad (35)$$

In the above equations and overall the article, the dot denotes differentiation according to t and $\delta^e = (\delta_{m-1}, \delta_m, \delta_{m+1}, \delta_{m+2})^T$ are the element parameters. $A_{ij}^e, B_{ij}^e, C_{ij}^e$ and D_{ij}^e are the 2×3 rectangular element matrices represented by

$$\begin{aligned} A_{ij}^e &= \int_0^1 L_i \phi_j d\eta = \frac{1}{12} \begin{bmatrix} 3 & 8 & 1 \\ 1 & 8 & 3 \end{bmatrix}, \\ B_{ij}^e &= \int_0^1 L_i' \phi_j' d\eta = \frac{1}{2} \begin{bmatrix} 1 & 0 & -1 \\ -1 & 0 & 1 \end{bmatrix}, \\ C_{ij}^e &= L_i \phi_j' \Big|_0^1 = \begin{bmatrix} 2 & -2 & 0 \\ 0 & -2 & 2 \end{bmatrix}, \\ D_{ij}^e &= \int_0^1 L_i \phi_j' d\eta = \frac{1}{3} \begin{bmatrix} -2 & 1 & 1 \\ -1 & -1 & 2 \end{bmatrix} \end{aligned}$$

where i takes $m, m+1$ and j takes $m-1, m, m+1$ for the typical element $[x_m, x_{m+1}]$. A lumped value for U is attained from $(\frac{U_m + U_{m+1}}{2})^p$ as

$$\lambda = \frac{\varepsilon}{2^p h} (\delta_{m-1} + 2\delta_m + \delta_{m+1})^p.$$

Formally aggregating together contributions from all elements leads to the matrix equation

$$[A + \beta(B - C)] \dot{\delta} + \lambda D \delta = 0, \quad (36)$$

where global element parameters are $\delta = (\delta_{-1}, \delta_0, \dots, \delta_N, \delta_{N+1})^T$ and the A, B, C and λD matrices are derived from the corresponding element matrices $A_{ij}^e, B_{ij}^e, C_{ij}^e$ and D_{ij}^e . Row m of each matrices has the following form;

$$\begin{aligned} A &= \frac{1}{12} (1, 11, 11, 1, 0), \quad B = \frac{1}{3} (-1, 1, 1, -1, 0), \\ C &= (0, 0, 0, 0, 0), \\ \lambda D &= \frac{1}{3} (-\lambda_1, -\lambda_1 - 2\lambda_2, 2\lambda_1 + \lambda_2, \lambda_2, 0) \end{aligned}$$

the Fourier mode $\delta_j^n = g^n e^{ijkh}$ where k is mode number and h is element size, into scheme (38)

$$g = \frac{a - ib}{a + ib}, \quad (39)$$

is obtained and where

$$\begin{aligned} a &= (11 + 4\beta) \cos\left(\frac{\theta}{2}\right) h + (1 - 4\beta) \cos\left(\frac{3\theta}{2}\right) h, \\ b &= 2\lambda\Delta t [3 \sin\left(\frac{\theta}{2}\right) h + \sin\left(\frac{3\theta}{2}\right) h]. \end{aligned} \quad (40)$$

$|g|$ is found 1 so our linearized scheme is unconditionally stable.

6 Computational results and discussions

The objective of this section is to investigate the deduced algorithm using different test problems relevant to the dispersion of single solitary waves, interaction of two solitary waves and the evolution of solitons. For the test problems, we have calculated the numerical solution of the GEW equation for $p = 2, 3$ and 4 using the homogenous boundary conditions and different initial conditions. The L_2

$$L_2 = \|U^{exact} - U_N\|_2 \simeq \sqrt{h \sum_{j=0}^N |U_j^{exact} - (U_N)_j|^2},$$

and L_∞

$$L_\infty = \|U^{exact} - U_N\|_\infty \simeq \max_j |U_j^{exact} - (U_N)_j|.$$

error norms are considered to measure the efficiency and accuracy of the present algorithm and to compare our results with both exact values, Eq.(41), as well as other results in the literature whenever available. The exact solution of the GEW equation is taken [28, 31] to be

$$U(x, t) = \sqrt[p]{\frac{c(p+1)(p+2)}{2\varepsilon} \sec h^2\left[\frac{p}{2\sqrt{\mu}}(x - ct - x_0)\right]} \quad (41)$$

which corresponds to a solitary wave of amplitude $\sqrt[p]{\frac{c(p+1)(p+2)}{2\varepsilon}}$, the speed of the wave traveling in the positive direction of the x -axis is c , width $\frac{p}{2\sqrt{\mu}}$ and x_0 is arbitrary constant. With the homogenous boundary conditions, solutions of GEW equation possess three invariants of the motion introduced by

$$I_1 = \int_a^b U(x, t) dx, \quad I_2 = \int_a^b [U^2(x, t) + \mu U_x^2(x, t)] dx, \quad I_3 = \int_a^b U^{p+2}(x, t) dx \quad (42)$$

related to mass, momentum and energy, respectively.

6.1 Propagation of single solitary waves

For the numerical study in this case, we firstly select $p = 2$, $c = 0.5$, $h = 0.1$, $\Delta t = 0.2$, $\mu = 1$, $\varepsilon = 3$ and $x_0 = 30$ through the interval $[0, 80]$ to match up with that of previous papers [8, 31, 32]. These parameters represent the motion of a single solitary wave with amplitude 1.0 and the program is performed to time $t = 20$ over the solution interval. The analytical values of conservation quantities are $I_1 = 3.1415927$, $I_2 = 2.6666667$ and $I_3 = 1.3333333$. Values of the three invariants as well as L_2 and L_∞ -error norms from our method have been found and noted in Table (1). Referring to Table(1), the error norms L_2 and L_∞ remain less than 1.286582×10^{-2} , 8.31346×10^{-3} and they are still small when the time is increased up to $t = 20$. The invariants I_1, I_2, I_3 change from their initial values by less than 9.8×10^{-6} , 3.2×10^{-5} and 1.3×10^{-5} , respectively, throughout the simulation. Also, this table confirms that the changes of the invariants are in agreement with their exact values. So we conclude that our method is sensibly conservative. Comparisons with our results with exact solution as well as the calculated values in [8, 31, 32] have been made and showed in Table(2) at $t = 20$. This table clearly shows that the error norms got by our method are marginally less than the others. The numerical solutions at different time levels are depicted in Fig. (1). This figure shows that single soliton travels to the right at a constant speed and conserves its amplitude and shape with increasing time unsurprisingly. Initially, the amplitude of solitary wave is 1.00000 and its top position is pinpointed at $x = 30$. At $t = 20$, its amplitude is noted as 0.999416 with center $x = 40$. Thereby the absolute difference in amplitudes over the time interval $[0, 20]$ are observed as 5.84×10^{-4} . The quantile of error at discont times are depicted in Fig.(2) . The error aberration varies from -8×10^{-2} to 1×10^{-2} and the maximum errors happen around the central position of the solitary wave.

Table 1: Invariants and errors for single solitary wave with $p = 2$, $c = 0.5$, $h = 0.1$, $\varepsilon = 3$, $\Delta t = 0.2$, $\mu = 1$, $x \in [0, 80]$.

<i>Time</i>	I_1	I_2	I_3	L_2	L_∞
0	3.1415863	2.6682242	1.3333283	0.00000000	0.00000000
5	3.1415916	2.6682311	1.3333406	0.00395289	0.00294851
10	3.1415934	2.6682352	1.3333413	0.00704492	0.00473785
15	3.1415948	2.6682434	1.3333413	0.00995547	0.00651735
20	3.1415961	2.6682568	1.3333413	0.01286582	0.00831346

Table 2: Comparisons of results for single solitary wave with $p = 2$, $c = 0.5$, $h = 0.1$, $\varepsilon = 3$, $\Delta t = 0.2$, $\mu = 1$, $x \in [0, 80]$ at $t = 20$.

<i>Method</i>	I_1	I_2	I_3	L_2	L_∞
Analytic	3.1415961	2.6666667	1.3333333	0.0000000	0.0000000
Our Method	3.1415916	2.6682568	1.3333413	0.01286582	0.00831346
Cubic Galerkin[8]	3.1589605	2.6902580	1.3570299	0.03803037	0.02629007
Quintic Collocation First Scheme[31]	3.1250343	2.6445829	1.3113394	0.05132106	0.03416753
Quintic Collocation Second Scheme[31]	3.1416722	2.6669051	1.3335718	0.01675092	0.01026391
Petrov-Galerkin[32]	3.14159	2.66673	1.33341	0.0123326	0.0086082

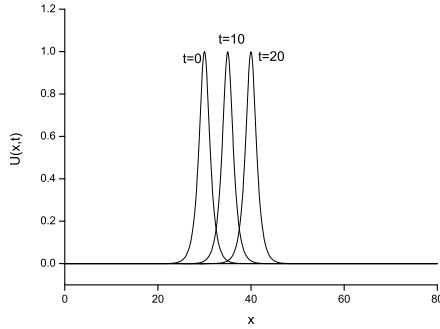


Figure 1: Motion of single solitary wave for $p = 2$, $c = 0.5$, $h = 0.1$, $\Delta t = 0.2$, $\varepsilon = 3$, $\mu = 1$, over the interval $[0, 80]$ at $t = 0, 10, 20$.

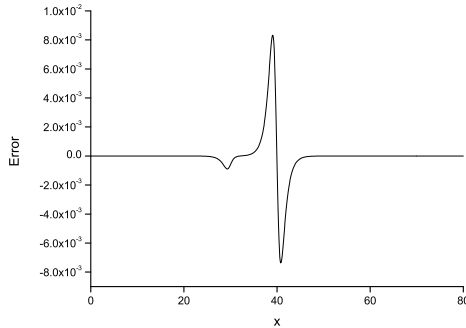


Figure 2: Error graph for $p = 2$, $c = 0.5$, $h = 0.1$, $\varepsilon = 3$, $\Delta t = 0.2$, $\mu = 1$, $x \in [0, 80]$ at $t = 20$.

For our second experiment, we take the parameters $p = 3$, $c = 0.3$, $h = 0.1$, $\Delta t = 0.2$, $\varepsilon = 3$, $\mu = 1$, $x_0 = 30$ with interval $[0, 80]$ to coincide with that of previous papers [8, 31, 32]. Thus the solitary wave has amplitude 1.0 and the

computations are carried out for times up to $t = 20$. The values of the error norms L_2 , L_∞ and conservation quantities I_1, I_2, I_3 are found and tabulated in Table (3). According to Table(3) the error norms L_2 and L_∞ remain less than 4.48357×10^{-3} , 3.37609×10^{-3} and they are still small when the time is increased up to $t = 20$ and the invariants I_1, I_2, I_3 change from their initial values by less than 1.78×10^{-5} , 2.52×10^{-5} , 3.55×10^{-5} , respectively. Therefore we can say our method is satisfactorily conservative. In Table(4) the performance of the our new method is compared with other methods [8, 31, 32] at $t = 20$. It is observed that errors of the method [8, 31, 32] are considerably larger than those obtained with the present scheme. The motion of solitary wave using our scheme is graphed at time $t = 0, 10, 20$ in Fig.(3). As seen, single solitons move to the right at a constant speed and preserves its amplitude and shape with increasing time as anticipated. The amplitude is 1.00000 at $t = 0$ and located at $x = 30$, while it is 0.999522 at $t = 20$ and located at $x = 36$. Therefore the absolute difference in amplitudes over the time interval $[0, 20]$ are found as 4.78×10^{-4} . The aberration of error at discrete times are drawn in Fig.(4). The error deviation varies from -3×10^{-3} to 4×10^{-3} and the maximum errors arise around the central position of the solitary wave.

Table 3: Invariants and errors for single solitary wave with $p = 3$, $c = 0.3$, $h = 0.1$, $\Delta t = 0.2$, $\varepsilon = 3$, $\mu = 1$, $x \in [0, 80]$.

<i>Time</i>	I_1	I_2	I_3	L_2	L_∞
0	2.8043580	2.4664883	0.9855618	0.00000000	0.00000000
5	2.8043723	2.4665080	0.9855942	0.00183258	0.00177948
10	2.8043747	2.4665108	0.9855973	0.00291958	0.00233283
15	2.8043753	2.4665119	0.9855973	0.00372417	0.00285444
20	2.8043758	2.4665135	0.9855973	0.00448357	0.00337609

Table 4: Comparisons of results for single solitary wave with $p = 3$, $c = 0.3$, $h = 0.1$, $\Delta t = 0.2$, $\varepsilon = 3$, $\mu = 1$, $x \in [0, 80]$ at $t = 20$.

<i>Method</i>	I_1	I_2	I_3	L_2	L_∞
Our Method	2.8043758	2.4665135	0.9855973	0.00448357	0.00337609
Cubic Galerkin[8]	2.8187398	2.4852249	1.0070200	0.01655637	0.01370453
Quintic Collocation First Scheme[31]	2.8043570	2.4639086	0.9855602	0.00801470	0.00538237
Quintic Collocation Second Scheme[31]	2.8042943	2.4637495	0.9854011	0.00708553	0.00480470
Petrov-Galerkin[32]	2.80436	2.46389	0.98556	0.00484271	0.00370926

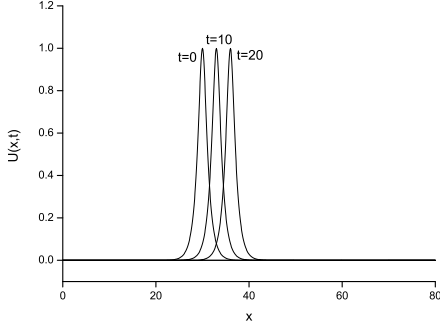


Figure 3: Motion of single solitary wave for $p = 3$, $c = 0.3$, $h = 0.1$, $\Delta t = 0.2$, $\varepsilon = 3$, $\mu = 1$, $x \in [0, 80]$ at $t = 0, 10, 20$.

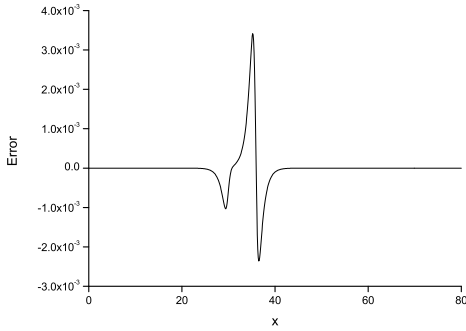


Figure 4: Error graph for $p = 3$, $c = 0.3$, $h = 0.1$, $\Delta t = 0.2$, $\varepsilon = 3$, $\mu = 1$, $x \in [0, 80]$ at $t = 20$.

For our final treatment, we put the parameters $p = 4$, $c = 0.2$, $h = 0.1$, $\Delta t = 0.2$, $\varepsilon = 3$, $\mu = 1$, $x_0 = 30$ over the interval $[0, 80]$ to make possible comparisons with those of earlier papers [8, 31, 32]. So solitary wave has amplitude 1.0 and the simulations are executed to time $t = 20$ to invent the error norms L_2 and L_∞ and the numerical invariants I_1, I_2 and I_3 . For these values of the parameters, the conservation properties and the L_2 -error as well as the L_∞ -error norms have been listed in Table(5) for several values of the time level t . It can be referred from Table(5), the error norms L_2 and L_∞ remain less than 1.96046×10^{-3} , 1.33416×10^{-3} and they are still small when the time is increased up to $t = 20$ and the invariants I_1, I_2, I_3 change from their initial values by less than 4.07×10^{-5} , 5.80×10^{-5} and 6.32×10^{-5} , respectively, throughout the simulation. Hence we can say our method is sensibly conservative. The comparison between the results obtained by the current

method with those in the other papers [8, 31, 32] is also documented in Table(6). It is noticeably seen from the table that errors of the current method are radically less than those obtained with the earlier methods [8, 31, 32]. For visual representation, the simulations of single soliton for values $p = 4, c = 0.2, h = 0.1, \Delta t = 0.2$ at times $t = 0, 10$ and 20 are illustrated in Figure(5). It is understood from this figure that the numerical scheme performs the motion of propagation of a single solitary wave, which moves to the right at nearly unchanged speed and conserves its amplitude and shape with increasing time. The amplitude is 1.00000 at $t = 0$ and located at $x = 30$, while it is 0.999475 at $t = 20$ and located at $x = 34$. The absolute difference in amplitudes at times $t = 0$ and $t = 10$ is 5.25×10^{-4} so that there is a little change between amplitudes. Error distributions at time $t = 20$ are shown graphically in Figure(6). As it is seen, the maximum errors are between -1.5×10^{-3} to 1.5×10^{-3} and occur around the central position of the solitary wave.

Table 5: Invariants and errors for single solitary wave with $p = 4, c = 0.2, h = 0.1, \Delta t = 0.2, \varepsilon = 3, \mu = 1, x \in [0, 80]$.

<i>Time</i>	I_1	I_2	I_3	L_2	L_∞
0	2.6220516	2.3598323	0.7853952	0.00000000	0.00000000
5	2.6220846	2.3598808	0.7854675	0.00125061	0.00141788
10	2.6220915	2.3598891	0.7854783	0.00178634	0.00147002
15	2.6220920	2.3598898	0.7854785	0.00193428	0.00139936
20	2.6220923	2.3598903	0.7854785	0.00196046	0.00133416

Table 6: Comparisons of results for single solitary wave with $p = 4, c = 0.2, h = 0.1, \Delta t = 0.2, \varepsilon = 3, \mu = 1, x \in [0, 100]$ at $t = 20$.

<i>Method</i>	I_1	I_2	I_3	L_2	L_∞
Our Method	2.6220923	2.3598903	0.7854785	0.00196046	0.00133416
Cubic Galerkin[8]	2.6327833	2.3730032	0.8023383	0.00890617	0.00821991
Quintic Collocation First Scheme[31]	2.6220508	2.3561901	0.7853939	0.00421697	0.00297952
Quintic Collocation First Scheme[31]	2.6219284	2.3559327	0.7851364	0.00339086	0.00247031
Petrov-Galerkin[32]	2.62206	2.35615	0.78534	0.00230499	0.00188285

6.2 Interaction of two solitary waves

Our second test problem pertains to the interaction of two solitary wave solutions of GEW equation having different amplitudes and traveling in the same direction.

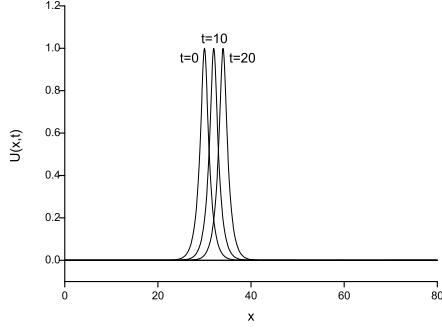


Figure 5: Motion of single solitary wave for $p = 4$, $c = 0.2$, $h = 0.1$, $\Delta t = 0.2$, $\varepsilon = 3$, $\mu = 1$, $x \in [0, 80]$ at $t = 0, 10, 20$.

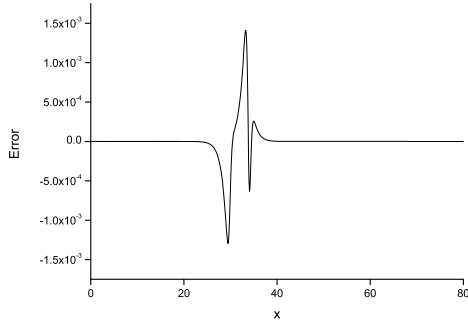


Figure 6: Error graph for $p = 4$, $c = 0.2$, $h = 0.1$, $\Delta t = 0.2$, $\varepsilon = 3$, $\mu = 1$ at $t = 20$.

We tackle GEW equation with initial conditions given by the linear sum of two well separated solitary waves of various amplitudes as follows

$$U(x, 0) = \sum_{j=1}^2 \sqrt{\frac{c_j(p+1)(p+2)}{2\varepsilon} \sec^2 h^2 \left[\frac{p}{2\sqrt{\mu}}(x - x_j) \right]}, \quad (43)$$

where c_j and x_j , $j = 1, 2$ are arbitrary constants. For the computational work, two sets of parameters are considered by taking different values of p, c_i and the same values of $h = 0.1$, $\Delta t = 0.025$, $\varepsilon = 3$, $\mu = 1$ over the interval $0 \leq x \leq 80$. We firstly take $p = 3$, $c_1 = 0.3$, $c_2 = 0.0375$. So the amplitudes of the two solitary waves are in the ratio 2 : 1. Calculations are done up to $t = 100$. The three invariants in this case are tabulated in Table(7) . It is clear that the quantities are satisfactorily constant and very closed with the methods [8, 31, 32] during the computer run. Fig. (7) illustrates the behavior of the interaction of two positive solitary waves. At $t = 100$,

the magnitude of the smaller wave is 0.510619 on reaching position $x = 31.8$, and of the larger wave 0.999364 having the position $x = 46.7$, so that the difference in amplitudes is 0.010619 for the smaller wave and 0.000636 for the larger wave. For the second case, we have studied the interaction of two solitary waves with the parameters $p = 4, c_1 = 0.2, c_2 = 1/80$. So the amplitudes of the two solitary waves are in the ratio 2 : 1. For this case the experiment is run until time $t = 120$. The three invariants in this case are recorded in Table(8). The results in this table indicate that the numerical values of the invariants are good agreement with those of methods[8, 31, 32] during the computer run. Fig.(8) shows the development of the solitary wave interaction.

Table 7: Invariants for interaction of two solitary waves with $p = 3$.

	t	0	30	60	90	100
I_1	Our Method	4.20653	4.20657	4.20622	4.20502	4.20517
	[8]	4.20653	4.20653	4.20616	4.20490	4.20503
	[31] First	4.20653	4.20653	4.20653	4.20653	4.20653
	[31] Second	4.20653	4.20653	4.20653	4.20653	4.20653
	[32]	4.20655	4.20655	4.20655	4.20655	4.20655
I_2	Our Method	3.08311	3.08318	3.08309	3.08220	3.08251
	[8]	3.07987	3.07991	3.07947	3.07777	3.07797
	[31] First	3.07988	3.07988	3.07988	3.07988	3.07988
	[31] Second	3.07988	3.07988	3.07988	3.07988	3.07988
	[32]	3.97977	3.07980	3.07987	3.07974	3.07972
I_3	Our Method	1.01636	1.01644	1.01664	1.01632	1.01634
	[8]	1.01636	1.01638	1.01654	1.01616	1.01616
	[31] First	1.01636	1.01636	1.01636	1.01636	1.01636
	[31] Second	1.01636	1.01636	1.01636	1.01636	1.01636
	[32]	1.01634	1.01634	1.01634	1.01633	1.01634

6.3 Evolution of solitons

Finally, another attracting initial value problem for the GEW equation is evolution of the solitons that is used as the Gaussian initial condition in solitary waves given by

$$U(x, 0) = \exp(-x^2). \quad (44)$$

Since the behavior of the solution depends on values of μ , we choose different values of $\mu = 0.1$ and $\mu = 0.05$ for $p = 2, 3, 4$. The numerical computations are done up

Table 8: Invariants for interaction of two solitary waves with $p = 4$.

		t	0	30	60	90	120
I_1	Our Method		3.93307	3.93311	3.93393	3.93229	3.93037
	[8]		3.93307	3.93309	3.93388	3.93222	3.93026
	[31] First		3.93307	3.93307	3.93307	3.93307	3.93307
	[31] Second		3.93307	3.93307	3.93307	3.93307	3.93307
	[32]		3.93309	3.93309	3.93309	3.93309	3.93308
I_2	Our Method		2.94979	2.94985	2.95122	2.94939	2.94801
	[8]		2.94521	2.94527	2.94703	2.94436	2.94212
	[31] First		2.94524	2.94524	2.94524	2.94524	2.94524
	[31] Second		2.94524	2.94523	2.94523	2.94523	2.94523
	[32]		2.94512	2.94510	2.94505	2.94520	2.94511
I_3	Our Method		0.79766	0.79775	0.79952	0.79824	0.79811
	[8]		0.79766	0.79770	0.79942	0.79812	0.79794
	[31] First		0.79766	0.79766	0.79766	0.79766	0.79766
	[31] Second		0.79766	0.79766	0.79766	0.79766	0.79766
	[32]		0.79761	0.79761	0.79762	0.79761	0.79761

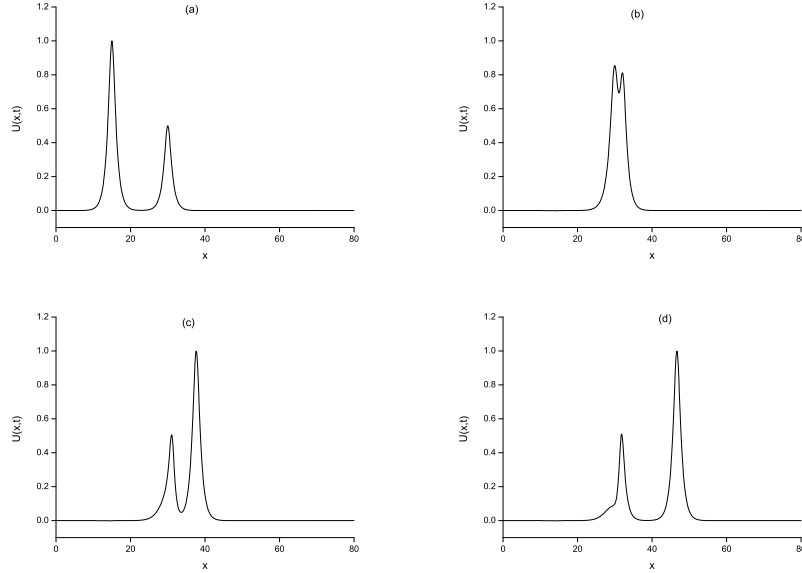


Figure 7: Interaction of two solitary waves at $p = 3$; (a) $t = 0$, (b) $t = 50$, (c) $t = 70$, (d) $t = 100$.

to $t = 12$. Calculated numerical invariants at different values of t are documented in Table(9). From this table, we can easily see that as the value of μ increases, the variations of the invariants become smaller and it is seen that calculated invariant values are satisfactorily constant. The development of the evolution of solitons is

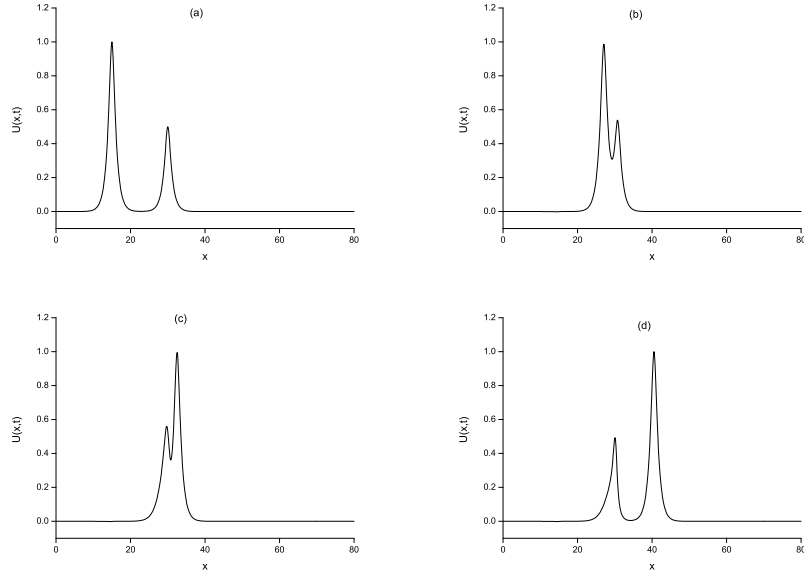


Figure 8: Interaction of two solitary waves at $p = 4$; (a) $t = 0$, (b) $t = 60$, (c) $t = 80$, (d) $t = 120$.

presented in Figs.(9), (10) and (11). It is clearly seen in these figures that when the value of μ decreases, the number of the stable solitary wave increases.

Table 9: Maxwellian initial condition for different values of μ .

μ	t	p=2			p=3			p=4		
		I_1	I_2	I_3	I_1	I_2	I_3	I_1	I_2	I_3
	0	1.7724537	1.3792767	0.8862269	1.7724537	1.3792767	0.7926655	1.7724537	1.3792767	0.7236013
0.1	4	1.7724537	1.5760586	0.8862269	1.7724537	1.6168691	0.7926655	1.7724537	1.6360543	0.7236013
	8	1.7724537	1.5838481	0.8862269	1.7724537	1.6245008	0.7926655	1.7724537	1.6481131	0.7236013
	12	1.7724537	1.5920722	0.8862269	1.7724537	1.6325922	0.7926655	1.7724537	1.6531844	0.7236013
[31]	12	1.7724	1.3786	0.8862	1.7724	1.3786	0.7928	1.7725	1.3786	0.7243
[32]	12	1.7724	1.3785	0.8861	1.7724	1.3787	0.7926	1.7734	1.3836	0.7224
	0	1.7724537	1.3162954	0.8862269	1.7724537	1.3162954	0.7926655	1.7724537	1.3162954	0.7236013
0.05	4	1.7724537	1.5406812	0.8862269	1.7724537	1.5766908	0.7926655	1.7724537	1.6243519	0.7236013
	8	1.7724537	1.6342604	0.8862269	1.7724537	1.6367952	0.7926655	1.7724537	1.6554614	0.7236013
	12	1.7724537	1.6835979	0.8862269	1.7724537	1.6372439	0.7926655	1.7724537	1.7079133	0.7236013
[31]	12	1.7724	1.3159	0.8864	1.7725	1.3160	0.7940	1.7735	1.3188	0.7345
[32]	12	1.7724	1.3160	0.8861	1.7724	1.3156	0.7922	1.7724	1.3177	0.7245

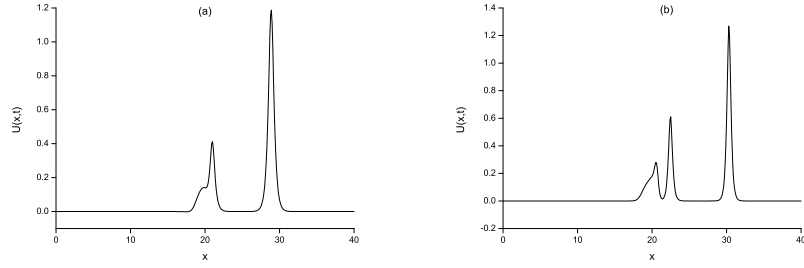


Figure 9: Maxwellian initial condition $p = 2$, *a)* $\mu = 0.1$, *b)* $\mu = 0.05$ at $t = 12$.

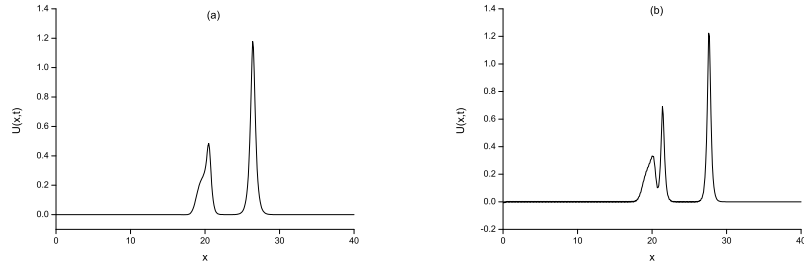


Figure 10: Maxwellian initial condition $p = 3$, *a)* $\mu = 0.1$, *b)* $\mu = 0.05$ at $t = 12$.

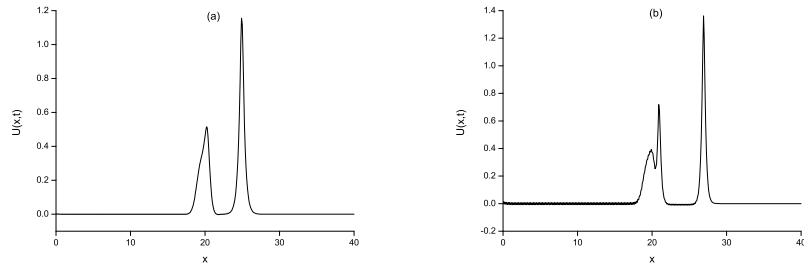


Figure 11: Maxwellian initial condition $p = 4$, *a)* $\mu = 0.1$, *b)* $\mu = 0.05$ at $t = 12$.

7 Concluding remarks

- . Solitary-wave solutions of the GEW equation by using Petrov-Galerkin method based on linear B-spline weight functions and quadratic B-spline trial functions, have been successfully obtained.
- . Existence and uniqueness of solutions of the weak of the given problem as well as the proof of convergence has been proposed.
- . Solutions of a semi-discrete finite element formulation of the equation and the

theoretical bound of the error in the semi-discrete scheme are demonstrated.

. The theoretical upper bound of the error in such a full discrete approximation at $t = t^n$ has been proved.

. Our numerical algorithm has been tested by implementing three test problems involving a single solitary wave in which analytic solution is known and expanded it to investigate the interaction of two solitary waves and evolution of solitons where the analytic solutions are generally unknown during the interaction.

. The proffered method has been shown to be unconditionally stable.

. For single soliton the L_2 and L_∞ error norms and for the three test problems the invariant quantities I_1 , I_2 and I_3 have been computed. From the obtained results it is obviously clear that the error norms are sufficiently small and the invariants are marginally constant in all computer run. We can also see that our algorithm for the GEW equation is more accurate than the other earlier algorithms in the literature.

. Our method is an effective and a productive method to study behaviors of the dispersive shallow water waves.

References

- [1] Li Q, Mei L. Local momentum-preserving algorithms for the GRLW equation. *Applied Mathematics and Computation* 2018;330:77–92.
- [2] Peregrine DH. Calculations of the development of an undular bore. *J. Fluid Mech* 1996;25:321–330.
- [3] Peregrine DH. Long waves on a beach,.*J. Fluid Mech* 1967;27:815–827.
- [4] Benjamin TB, Bona JL, Mahony JJ. Model equations for waves in nonlinear dispersive systems. *Philos. Trans. Royal Soc London* 1972;227:47–78.
- [5] Raslan KR, EL-Danaf TS, Ali KK. New numerical treatment for solving the KDV equation. *Journal of Abstract and Computational Mathematics* 2017;2(1):1-12.
- [6] Morrison PJ, Meiss JD, Carey JR. Scattering of RLW solitary waves. *Physica* 11D 1981:324-336.
- [7] Hamdi S, Enright WH, Schiesser WE, Gottlieb JJ. Exact solutions of the generalized equal width wave equation, in: *Proceedings of the International Conference on Computational Science and Its Applications* 2003;2668:725–734.

- [8] Karakoc SBG, Zeybek H. A cubic B-spline Galerkin approach for the numerical simulation of the GEW equation. *Stat. Optim. Inf. Comput* 2016;4:30–41.
- [9] Kaya D. A numerical simulation of solitary-wave solutions of the generalized regularized long wave equation. *Appl. Math. Comput* 2004;149:833–841.
- [10] Kaya D, El-Sayed SM. An application of the decomposition method for the generalized KdV and RLW equations. *Chaos Solitons Fractals* 2003;17:869–877.
- [11] Gardner LRT, Gardner GA, Geyikli T. The boundary forced MKdV equation. *Journal of computational physics* 1994;11:5-12.
- [12] Dodd RK, Eilbeck JC, Gibbon JD, Morris HC. *Solitons and Nonlinear Wave Equations*. New York: Academic Press; 1982.
- [13] Lewis JC, Tjon JA. Resonant production of solitons in the RLW equation. *Phys. Lett. A* 1979;73:275-279.
- [14] Panahipour H. Numerical simulation of GEW equation using RBF collocation method. *Communications in Numerical Analysis* 2012;2012:28 pages, doi:10.5899/2012/cna-00059.
- [15] Gardner LRT, Gardner GA. Solitary waves of the equal width wave equation. *Journal of Computational Physics* 1991;101(1)218–223.
- [16] Gardner LRT, Gardner GA, Ayoup FA, Amein NK. Simulations of the EW undular bore. *Commun. Numer. Meth. En* 1997;13:583–592.
- [17] Zaki SI. A least-squares finite element scheme for the EW equation. *Comp. Methods in Appl. Mech. and Eng* 2000;189(2)587–594.
- [18] Esen A. A numerical solution of the equal width wave equation by a lumped Galerkin method. *Applied Mathematics and Computation* 2005;168(1):270–282.
- [19] Saka B. A finite element method for equal width equation, *Applied Mathematics and Computation* 2006;175(1)730–747.
- [20] Dag I, Saka B. A cubic B-spline collocation method for the EW equation. *Mathematical and Computational Applications* 2004; 9(3):381-392.
- [21] Karakoc SBGK, Geyikli T. Numerical solution of the modified equal width wave equation. *International Journal of Differential Equations* 2012;2012:1–15.

- [22] Geyikli T, Karakoc SBG. Petrov-Galerkin method with cubic B-splines for solving the MEW equation. *Bull. Belg. Math. Soc. Simon Stevin* 2012;19:215–227.
- [23] Geyikli T, Karakoc SBG. Septic B-spline collocation method for the numerical solution of the modified equal width wave equation. *Appl. Math* 2011;2:739–749.
- [24] Geyikli T, Karakoc SBG. Subdomain finite element method with quartic B-splines for the modified equal width wave equation. *Computational Mathematics and Mathematical Physics* 2015;55(3):410-421.
- [25] Karakoc SBG. Numerical solutions of the modified equal width wave equation with finite elements method. PhD thesis, Inonu University, Malatya, Turkey, 2011.
- [26] Esen A. A lumped Galerkin method for the numerical solution of the modified equal-width wave equation using quadratic B-splines. *International Journal of Computer Mathematics* 2006;83(5-6)449–459.
- [27] Saka B. Algorithms for numerical solution of the modified equal width wave equation using collocation method. *Mathematical and Computer Modelling* 2007;45(9-10)1096–1117.
- [28] Evans DJ, Raslan KR. Solitary waves for the generalized equal width (GEW) equation. *Int. J. Comput. Math* 2005;82(4):445–455.
- [29] Raslan KR. Collocation method using cubic B-spline for the generalised equal width equation. *Int. J. Simulation and Process Modelling* 2006;2:37–44.
- [30] Taghizadeh N, Mirzazadeh M, Akbari M, Rahimian M. Exact solutions for generalized equal width equation. *Math. Sci. Let* 2013;2:99–106.
- [31] Zeybek H, Karakoc SBG. Application of the collocation method with B-splines to the GEW equation. *Electronic Transactions on Numerical Analysis* 2017;46:71–88.
- [32] Roshan T. A Petrov–Galerkin method for solving the generalized regularized equal width (GEW) equation. *Journal of Computational and Applied Mathematics* 2011;235:1641-1652.
- [33] Atouani N, Omrani K. Galerkin finite element method for the Rosenau-RLW equation. *Computers & Mathematics with Applications* 2013;66(3):289-303.

- [34] Thomee V. Galerkin Finite Element Methods for Parabolic Problems. Springer Series in Computational Mathematics; ISSN: 0179-3632, second edition, 2006.
- [35] Ciarlet PG. The Finite Element Method for Elliptic Problems. Society for Industrial and Applied Mathematics 2002.
- [36] Karakoc SBG, Bhowmik SK. Galerkin Finite Element Solution for Benjamin-Bona-Mahony-Burgers Equation with Cubic B-Splines. Computers & Mathematics with Applications. Published, Available online 7 December 2018.
- [37] Prenter P.M. Splines and Variational Methods. John Wiley & Sons, New York: NY.USA; 1975.