

# Improving Domain Adaptation Translation with Domain Invariant and Specific Information

Shuhao Gu<sup>1,2</sup> Yang Feng<sup>1,2\*</sup> Qun Liu<sup>3</sup>

<sup>1</sup>Key Laboratory of Intelligent Information Processing  
Institute of Computing Technology, Chinese Academy of Sciences (ICT/CAS)

<sup>2</sup>University of Chinese Academy of Sciences

<sup>3</sup>Huawei Noah's Ark Lab, Hong Kong, China

<sup>1,2</sup>{gushuhao17g, fengyang}@ict.ac.cn

<sup>3</sup>qun.liu@huawei.com

## Abstract

In domain adaptation for neural machine translation, translation performance can benefit from separating features into domain-specific features and common features. In this paper, we propose a method to explicitly model the two kinds of information in the encoder-decoder framework so as to exploit out-of-domain data in in-domain training. In our method, we maintain a private encoder and a private decoder for each domain which are used to model domain-specific information. In the meantime, we introduce a common encoder and a common decoder shared by all the domains which can only have domain-independent information flow through. Besides, we add a discriminator to the shared encoder and employ adversarial training for the whole model to reinforce the performance of information separation and machine translation simultaneously. Experiment results show that our method can outperform competitive baselines greatly on multiple data sets.

## 1 Introduction

Neural machine translation (NMT) (Kalchbrenner and Blunsom, 2013; Cho et al., 2014; Sutskever et al., 2014; Bahdanau et al., 2014; Gehring et al., 2017) has made great progress and drawn much attention recently. Most NMT models are based on the encoder-decoder architecture, where all the sentence pairs share the same set of parameters for the encoder and decoder which makes NMT models have a tendency towards overfitting to frequent observations (e.g., words, word co-occurrences, translation patterns), but overlooking special cases that are not frequently observed. However, in practical applications, NMT models usually need to perform translation for some specific domain with only a small quantity of in-

domain training data but a large amount of out-of-domain data. Simply combining in-domain training data with out-of-domain data will lead to overfitting to the out-of-domain data. Therefore, some domain adaptation technique should be adopted to improve in-domain translation.

Fortunately, out-of-domain data still embodies common knowledge shared between domains. And incorporating the common knowledge from out-of-domain data can help in-domain translation. Britz et al. (2017) have done this kind of attempts and managed to improve in-domain translation. The common architecture of this method is to share a single encoder and decoder among all the domains and add a discriminator to the encoder to distinguish the domains of the input sentences. The training is based on adversarial learning between the discriminator and the translation, ensuring the encoder can learn common knowledge across domains that can help to generate target translation. Zeng et al. (2018) extend this line of work by introducing a private encoder to learn some domain specific knowledge. They have proven that domain specific knowledge is a complement to domain invariant knowledge and indispensable for domain adaptation. Intuitively, besides the encoder, the knowledge inferred by the decoder can also be divided into domain specific and domain invariant and further improvement will be achieved by employing private decoders.

In this paper, in order to produce in-domain translation with not only common knowledge but in-domain knowledge, we employ a common encoder and decoder among all the domains and also a private encoder and decoder for each domain separately. The differences between our method and the above methods are in two points: first, we employ multiple private encoders rather where all the domains only have one private encoder; sec-

\*Corresponding Author

ond, we also introduce multiple private decoders contrast to no private decoder. This architecture is based on the consideration that out-of-domain data is far more than in-domain data and only using one private encoder and/or decoder has the risk of overfitting. Under the framework of our method, the translation of each domain is predicted on the output of both the common decoder and its private decoder. In this way, the in-domain private decoder has direct influence to the generation of in-domain translation and the out-of-domain decoder is used to help train the common encoder and decoder better which can also help in-domain translation. We conducted experiments on English→Chinese and English↔German domain adaptation tasks for machine translation under the framework of RNNSearch (Bahdanau et al., 2014) and Transformer (Vaswani et al., 2017) and get consistently significant improvements over several strong baselines.

## 2 Related Work

The task of domain adaptation for NMT is to translate a text in-domain for which only a small number of parallel sentences is available. The main idea of the work for domain adaptation is to introduce external information to help in-domain translation which may include in-domain monolingual data, meta information or out-of-domain parallel data.

To exploit in-domain monolingual data, Gülçehre et al. (2015) train a RNNLM on the target side monolingual data first and then use it in decoding. Domhan and Hieber (2017) further extend this work by training the RNNLM part and translation part jointly. Sennrich et al. (2015a) propose to conduct back translation for the monolingual target data so as to generate the corresponding parallel data. Zhang and Zong (2016) employs the self-learning algorithm to generate the synthetic large-scale parallel data for NMT training. To introduce meta information, Chen et al. (2016) use the topic or category information of the input text to assist the decoder and Kobus et al. (2017) extend the generic NMT models, which are trained on a diverse set of data to, specific domains with the specialized terminology and style.

To make use of out-of-domain parallel data, Luong and Manning (2015) first train an NMT model with a large amount of out-of-domain data, then

fine tune the model with in-domain data. Wang et al. (2017a) select sentence pairs from the out-of-domain data set according to their similarity to the in-domain data and then add them to the in-domain training data. Chu et al. (2017) construct the training data set for the NMT model by combining out-of-domain data with the over-sampled in-domain data. Wang et al. (2017b) combine the in-domain and out-of-domain data together as the training data but apply instance weighting to get a weight for each sentence pair in the out-of-domain data which is used in the parameter updating during back propagation. Britz et al. (2017) employ a common encoder to encode the sentences from both the in-domain and out-of-domain data and meanwhile add a discriminator to the encoder to make sure that only domain-invariant information is transferred to the decoder. They focus on the situation that the quantity of the out-of-domain data is almost the same as the in-domain data while our method can handle more generic situations and there is no specific demand for the ratio of the quantity between the in-domain and out-of-domain data. Besides, our method employs a private encoder-decoder for each domain which can hold the domain-specific features. In addition to the common encoder, Zeng et al. (2018) further introduce a domain-specific encoder to each domain together with a domain-specific classifier to ensure the features extracted by the domain-specific encoder is proper. Compared to our method, they focus on the encoder and do not distinguish the information in the decoder.

Adversarial Networks have achieved great success in some areas (Ganin et al., 2016; Goodfellow et al., 2014). Inspired by these work, we also employ a domain discriminator to extract some domain invariant features which has already shown its effectiveness in some related NLP tasks. Chen et al. (2017) use a classifier to exploit the shared information between different Chinese word segment criteria. Gui et al. (2017) tries to learn common features of the out-domain data and in-domain data through adversarial discriminator for the part-of-speech tagging problem. Kim et al. (2017) train a cross-lingual model with language-adversarial training to generate the general information across different languages for the POS tagging problem. All these work try to utilize a discriminator to distinguish invariant features across the divergence.

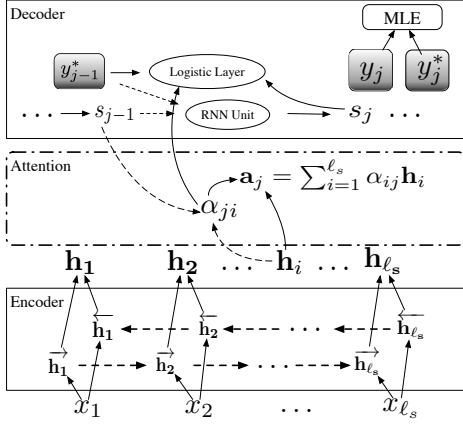


Figure 1: The architecture of the attention-based NMT.

### 3 RNN-based NMT model

Our method can be applied to both the RNN-based NMT model (Bahdanau et al., 2014) and self-attention-based NMT model (Vaswani et al., 2017). In this paper, we will introduce our method under the RNN-based framework and the application to the self-attention-based framework can be implemented in a similar way. Before introducing our method, we will first briefly describe the RNN-based NMT model with attention shown in Figure 1.

**The encoder** uses two GRUs to go through source words bidirectionally to get two hidden states  $\vec{h}_i$  and  $\overleftarrow{h}_i$  for the source word  $x_i$ , which are then concatenated to produce the final hidden states for  $x_i$  as follows

$$\mathbf{h}_i = [\vec{h}_i; \overleftarrow{h}_i] \quad (1)$$

**The attention layer** aims to extract the source information which is most related to the generation of each target word. First it evaluates the correlation between the previous decoder hidden state  $\mathbf{s}_{j-1}$  and each source hidden state  $\mathbf{h}_i$  by

$$e_{ij} = \mathbf{v}_\alpha^T \tanh(\mathbf{W}_\alpha \mathbf{s}_{j-1} + \mathbf{U}_\alpha \mathbf{h}_i), \quad (2)$$

next calculates  $\alpha_{ij}$  which is the correlation degree to each target hidden state  $\mathbf{h}_i$ , and then gets the attention  $\mathbf{c}_j$ . The formulation is as follows

$$\alpha_{ij} = \frac{\exp(e_{ij})}{\sum_{i'=1}^{l_s} \exp(e_{i'j})}; \quad \mathbf{c}_j = \sum_{i=1}^{l_s} \alpha_{ij} \mathbf{h}_i \quad (3)$$

**The decoder** also employs a GRU to get the hidden state  $\mathbf{s}_j$  for the target word  $y_j$  as

$$\mathbf{s}_j = g(y_{j-1}, \mathbf{s}_{j-1}, \mathbf{c}_j). \quad (4)$$

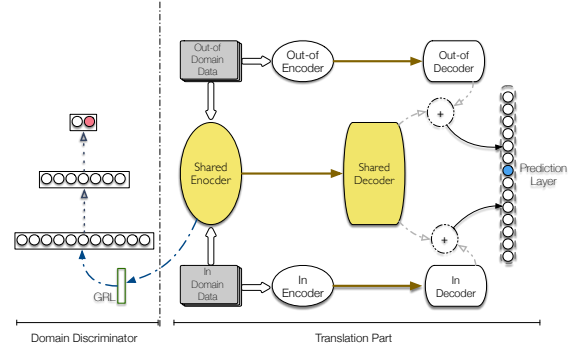


Figure 2: The architecture of the proposed method. GRL means the gradient reversal layer which will multiply a negative constant to the gradients during back-propagation.

Then the probability of the target word  $y_j$  is defined as follows

$$p(y_j | \mathbf{s}_j, y_{j-1}, \mathbf{c}_j) \propto \exp(y_j^T \mathbf{W}_o \mathbf{t}_j) \quad (5)$$

where  $\mathbf{t}_j$  is computed by

$$\mathbf{t}_j = \mathbf{U}_o \mathbf{s}_{j-1} + \mathbf{V}_o \mathbf{E} y_{j-1} + \mathbf{C}_o \mathbf{c}_j \quad (6)$$

### 4 The Proposed Method

Assume that we have two kinds of training data: out-of-domain and in-domain, and we want to get the translation for the in-domain input. The out-of-domain and in-domain data can be represented as

$$\begin{aligned} \mathbf{out} &= \{(\mathbf{x}^k, \mathbf{y}^{*k})\}_{k=1}^{N_{\text{out}}} \sim \mathcal{D}_{\text{out}}; \\ \mathbf{in} &= \{(\mathbf{x}^k, \mathbf{y}^{*k})\}_{k=1}^{N_{\text{in}}} \sim \mathcal{D}_{\text{in}} \end{aligned} \quad (7)$$

The main idea of our method is to extract domain invariant information from the out-of-domain data to improve in-domain translation. To this end, we employ a common encoder and a common decoder shared by both of the domains, and a private encoder and a private decoder for each domain. The main architecture given in Figure 2.

The working scenario of our method is as follows. When a sentence comes, it is inputted into the shared encoder and the private encoder of the corresponding domain simultaneously. Then the output of the shared encoder is fed into the shared decoder and the output of the private encoder into its corresponding private decoder. Finally, the shared decoder and the private decoder collaborate

together to generate the current target word with a gate to decide the contribution ratio.

In addition, our method also introduces a discriminator to distinguish the domain of the input sentence based on the output of the shared encoder. When the discriminator cannot predict the domain of the input sentence, we can think the knowledge encoded in the shared encoder is domain invariant. This is achieved with a gradient reversal layer (GRL) so that the gradients are reversed during back-propagation. In this way, the adversarial training is performed between the translation and the discriminator.

## 4.1 The Translation Part

### The Encoder

Our model has a shared encoder, an in-domain private encoder and an out-of-domain private encoder, where the shared encoder accepts input from the two domains. Given a sentence of domain  $p$  ( $p \in \{\text{in}, \text{out}\}$ ), the shared encoder and the private encoder of domain  $p$  will roll the sentence as the encoder shown in Section 3 and the outputs of the shared encoder and the private encoder for word  $x_j$  are represented as  $\mathbf{h}_j^c$  and  $\mathbf{h}_j^p$  respectively.

### The Attention Layer

As the output of the shared encoder is only fed to the shared decoder and the output of the private encoder of domain  $p$  only flows to the private decoder of domain  $p$ , we only need to calculate the attention of the shared decoder over the shared encoder and the attention of the private decoder of domain  $p$  over the private encoder of domain  $p$ . We calculate these two attentions as in Section 3 and denote them as  $\mathbf{c}_j^c$  and  $\mathbf{c}_j^p$  for the shared decoder and the private decoder, respectively.

### The Decoder

We also maintain a shared decoder, an in-domain private decoder and an out-of-domain private decoder. For a sentence of domain  $p$  ( $p \in \{\text{in}, \text{out}\}$ ), the shared decoder and the private decoder of domain  $p$  act in the same way as shown in Equation 4 and Equation 6 and then produce the hidden states  $\mathbf{s}_j^c$  and  $\mathbf{t}_j^c$  for the shared decoder, and  $\mathbf{s}_j^p$  and  $\mathbf{t}_j^p$  for the private decoder.

To predict the target word  $y_j$ ,  $\mathbf{t}_j^c$  and  $\mathbf{t}_j^p$  are weighted added to get  $\mathbf{t}_j$  as

$$\begin{aligned} z_j &= \sigma(\mathbf{W}_z \mathbf{t}_j^c + \mathbf{U}_z \mathbf{t}_j^p); \\ \mathbf{t}_j &= z_j \cdot \mathbf{t}_j^c + (1 - z_j) \cdot \mathbf{t}_j^p \end{aligned} \quad (8)$$

Where  $\sigma(\cdot)$  is the sigmoid function and  $\mathbf{W}_z$  and  $\mathbf{U}_z$  are shared by in-domain and out-of-domain. Finally the probability of the target word  $y_j$  is computed with

$$P(y_j | \dots) \propto \exp(y_j^T \mathbf{W}_o \mathbf{t}_j); \quad (9)$$

## 4.2 The Domain Discriminator

The domain discriminator acts as a classifier to determine the knowledge encoded in the shared encoder is from in-domain or from out-of-domain. When a well trained discriminator can't classify the domain properly, we can think the knowledge in the shared encoder is domain invariant (Ganin et al., 2016). As CNN has shown its effectiveness in some related classification tasks (Zhang et al., 2015; Yu et al., 2017), we construct our discriminator with CNN.

First, the input to the CNN is the representation of the whole source sentence which is got by concatenating the sequence of hidden states generated by the shared encoder as

$$\Pi_{1:I} = \mathbf{h}_1 \oplus \mathbf{h}_2 \oplus \dots \oplus \mathbf{h}_I \quad (10)$$

where  $I$  is the length of the source sentence and  $\mathbf{h}_1, \dots, \mathbf{h}_I$  is the hidden state of the corresponding source word.  $\oplus$  stands for the concatenation operation of the hidden states, and we can get the final source sentence representation  $\Pi_{1:I} \in \mathbb{R}^{I \times m}$  where  $m$  is the dimension of the hidden state.

We then employ a kernel  $w \in \mathbb{R}^{l \times m}$  to apply a convolutional operation to produce a new feature map:

$$\mathbf{f} = \rho(w \otimes \Pi_{1:I} + b_f) \quad (11)$$

where  $\rho$  is the ReLU activation function,  $\otimes$  stands for the convolutional operation of the kernel and  $b$  is the bias term. A number of different kinds of kernels with different windows sizes are used in our work to extract different features at different scales. Next, we apply a max-over-time pooling operation over the feature maps to get a new feature map. To further improve the performance of the discriminator, following the work (Yu et al., 2017), we also add the highway architecture (Srivastava et al., 2015; Zhang et al., 2018) behind the pooled feature maps where we use a gate to control the information flow between the two layers. Finally, the combined feature map is fed into a fully connected network with a sigmoid activation function to make the final predictions:

$$p(d) \propto \exp(\mathbf{W}_d \cdot \mathbf{f} + b_d); \quad (12)$$



where  $d$  is the domain label of in-domain or out-of-domain.

## 5 Training

Our final loss considers the translation loss and the domain prediction loss. For the translation loss, we employ cross entropy to maximize the translation probability of the ground truth, so we have this loss as follows and the training objective is to minimize the loss.

$$\mathcal{L}_{\text{MT}} = - \sum_{k=1}^{N_{\text{in}}+N_{\text{out}}} \sum_{j=1}^{J^k} \log p(y_j^{*k}) \quad (13)$$

where  $N_{\text{in}}$  and  $N_{\text{out}}$  are the number of training sentences for in-domain and out-of-domain data respectively,  $J^k$  is the length of the  $k$ -th ground truth sentence, and  $p(y_j^{*k})$  is the predicted probability of the  $j$ -th word for the  $k$ -th ground truth sentence.

Note that we have three different encoders and three different decoders in total, including the shared encoder and decoder, the in-domain private encoder and decoder, and the out-of-domain private encoder and decoder, and all of them have their own parameters.

For the domain prediction loss, we also use cross-entropy to minimize the following loss

$$\mathcal{L}_{\mathcal{D}} = - \sum_{k=1}^{N_{\text{in}}+N_{\text{out}}} \log p(d^{*k}) \quad (14)$$

where  $d^{*k}$  is the ground truth domain label of the  $k$ -th input sequence.

Then the final loss is defined as

$$\mathcal{L} = \mathcal{L}_{\text{MT}} + \lambda \mathcal{L}_{\mathcal{D}} \quad (15)$$

where  $\lambda$  is a hyper-parameter to balance the effects of the two parts of loss. We gradually tried  $\lambda$  from 0.1 to 2.5 and set it to 1.5 in our final experiments.

Borrowing ideas from Ganin et al. (2016), we introduce a special gradient reversal layer (GRL) between the shared encoder and the domain discriminator. During forward propagation, the GRL has no influence to the model, while during back-propagation training, it multiplies a certain negative constant to the gradients back propagated from the discriminator to the shared encoder. In this way, an adversarial learning is applied between the translation part and the discriminator.

At the beginning of the training, we just use the  $\mathcal{L}_{\text{MT}}$  to train the translation part on the combined data, including the shared encoder-decoder and the in-domain and out-of-domain private encoder-decoder. Then we use  $\mathcal{L}_{\mathcal{D}}$  to only train the domain discriminator until the precision of the discriminator reach 90% while the parameters of the shared encoder keep unupdated. Finally, we train the whole model with the complete loss  $\mathcal{L}$  with all the parameters updated. In the training process, the sentences in each batch is sampled from in-domain and out-of-domain data at the same rate.

During testing, we just use the shared encoder-decoder and the private in-domain encoder-decoder to perform in-domain translation.

## 6 Experiments

We evaluated our method on the English→Chinese (En-Zh), German→English (De-En) and English→German (En-De) domain adaptation translation task.

### 6.1 Data Preparation

**English→Chinese** For this task, out-of-domain data is from the LDC corpus<sup>1</sup> that contains 1.25M sentence pairs. The LDC data is mainly related to the **News** domain. We chose the parallel sentences with the domain label **Laws** from the UM-Corpus (Tian et al., 2014) as our in-domain data. We chose 109K, 1K and 1K sentences from the UM-Corpus randomly as our training, development and test data. We tokenized and lowercased the English sentences with Moses<sup>2</sup> scripts. For the Chinese data, we performed word segmentation using Stanford Segmenter<sup>3</sup>.

**German→English** For this task, the training data is from the Europarl corpus distributed for the shared domain adaptation task of WMT 2007 (Callison-Burch et al., 2007) where the out-of-domain data is mainly related to the **News** domain, containing about 1.25M sentence pairs, and in-domain data is mainly related to the **News Commentary** domain which is more informal compared to the news corpus, containing about 59.1K sentences. We also used the development set of the domain adaptation shared task. Finally, we tested our method on the NC test set of WMT

<sup>1</sup><https://www ldc.upenn.edu/>

<sup>2</sup><http://www.statmt.org/ Moses/>

<sup>3</sup><https://nlp.stanford.edu/>

2006 and WMT 2007. We tokenized and lower-cased the corpora.

**English**→**German** For this task, out-of-domain corpus is from the WMT 2015 en-de translation task which are mainly **News** texts (Bojar et al., 2015) containing about 4.2M sentence pairs. For the in-domain corpus, we used the parallel training data from the IWSLT 2015 which is mainly from the the **TED talks** containing about 190K sentences. In addition, dev2012 and test2013/2014/2015 of IWSLT 2015 were selected as the development and test data, respectively. We tokenized and truecased the corpora.

Besides, 16K, 16K and 32K merging operations were performed to learn byte-pair encoding(BPE) (Sennrich et al., 2015b) on both sides of the parallel training data and sentences longer than 50, 50 and 80 tokens were removed from the training data, respectively.

## 6.2 Systems

We implemented the baseline and our model by PyTorch framework<sup>4</sup>. For the En-Zh and De-En translation task, batch size was set to 80 and vocabulary size was set to 25k which covers all the words in the training set. The source and target embedding sizes were both set to 256 and the size of the hidden units in the shared encoder-decoder RNNs was also set to 256. During experiments, we found that the shared encoder-decoder played a major role in the model and the size of the private encoder-decoder didn't influence the results too much. Thus we just set the size of the private encoder-decoder one-quarter of the shared encoder-decoder considering the training and decoding speed.

For the En-De translation task, batch size was set to 40 and vocabulary size was set to 35K in the experiment. The source and target embedding sizes were both set to 620 and the size of the hidden units in the shared encoder and decoder RNNs was set to 1000. As mentioned before, the size of the private encoder-decoder was just one-quarter of the shared encoder-decoder.

All the parameters were initialized by using uniform distribution over  $[-0.1, 0.1]$ . The adadelta algorithm was employed to train the model. We reshuffled the training set between epochs. Besides, the beam size was set to 10.

**Contrast Methods** We compared our model

with the following models, namely:

- **In** : This model was trained only with the in-domain data.

- **Out + In** : This model was trained with both of the in-domain and out-of-domain data.

- **Sampler** (Chu et al., 2017) : This method over-sampled the in-domain data and concatenated it with the out-of-domain data.

- **Fine Tune** (Luong and Manning, 2015) : This model was trained first on the out-of-domain data and then fine-tuned using the in-domain data.

- **Domain Control (DC)** (Kobus et al., 2017) : This method extend word embedding with an arbitrary number of cells to encode domain information.

- **Discriminative Mixing (DM)** (Britz et al., 2017) : This method adds a discriminator on top of the encoder which is trained to predict the correct class label of the input data. The discriminator is optimized jointly with the translation part.

- **Target Token Mixing (TTM)** (Britz et al., 2017) : This method append a domain token to the target sequence.

- **Adversarial Discriminative Mixing(ADM)** (Britz et al., 2017) : This method is similar with our model which also add a discriminator to extract common features across domains. The biggest difference is that we add private parts to preserve the domain specific features. Besides we also applied a different training strategy as the section 5 describes so that our method can handle more generic situations.

Noting that our model has a private encoder-decoder which brings extra parameters, we just slightly extend the hidden size of the contrast model to make sure that the total parameter number of the contrast model is equal to the number of our model's translation part.

## 6.3 Main Results

The **En-Zh Experiments** Results are measured using char based 5-gram BLEU score (Papineni et al., 2002) by the *multi-bleu.pl* script. The main results are shown in Table 1. On both of the development set and test set, our model significantly outperforms the baseline models and other contrast models. Furthermore, we got the following conclusions:

First, the baseline model 'In' surpass the 'Out + In' model which shows that the NMT model tends to fit out-of-domain features if we directly include

<sup>4</sup><http://pytorch.org>

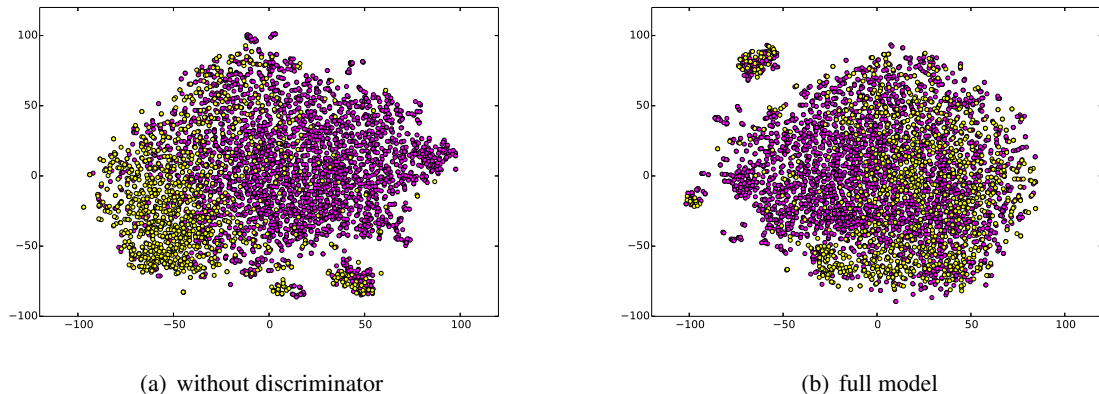


Figure 3: The shared encoder’s hidden state of the two models. Data from the out-of-domain are presented as Pink dots while data from the in-domain are presented as Yellow dots. There is an obvious separation of the results of the without discriminator model but the hidden states of the shared encoder of our full model are well-distributed.

En-Zh	dev	test	average
In	32.45	30.42	31.44
Out + In	30.37	28.76	29.57
Sampler	35.06	32.97	34.02
Fine Tune	35.02	33.36	34.19
DC	31.08	29.59	30.34
DM	30.98	29.73	30.36
TTM	31.77	30.11	30.94
ADM	31.23	29.88	30.56
our method	36.55**	34.84**	35.70

Table 1: Results of the en-zh translation experiments. The marks indicate whether the proposed methods were significantly better than the best performed contrast models(\*\*: better at significance level  $\alpha=0.01$ , \*:  $\alpha=0.05$ )(Collins et al., 2005)

out-of-domain data into the in-domain data, as the domain specific features embodied in out-of-domain data is in greater quantity than that in in-domain data. However, we also found that the model will over fit so soon if we only use the in-domain data so it is necessary to make use of the out-of-domain data to improve the translation performance.

Second, we found that when the in-domain data is much less than the out-of-domain data, some contrast methods for domain adaptation, such as DC, DM TTM and ADM, didn’t perform well. They were worse than the baseline model ’in’ and only slightly better than ’out + in’. These methods

De-En	test06	test07	average
In	23.36	25.00	24.18
Out + In	20.69	22.43	21.56
Sampler	26.83	29.01	27.92
Fine Tune	27.02	29.19	28.11
our method	27.97*	30.67**	29.32

Table 2: Results of the WMT 07 De-En translation experiments.

all try to take domain information into translation in their own ways which actually brings improvement compared with the ’out + in’ model. However, as the out-of-domain data is much more than the in-domain data, the model will still tends to fit out-of-domain data and ignore the in-domain information which will degrade the final performance. Therefore, it is necessary to handle the in-domain data separately in some way. The ’Sampler’ and ’Fine Tune’ perform better because they receive much more information from the in-domain data compared with other methods, but they don’t make use of the domain information when translating.

Last, our model achieves the best performance among all the contrast models. The shared encoder extract the domain invariant features of the two domains with the help of the discriminator so that the shared part will be well trained using all the in-domain and out-of-domain data. At the meantime, we also consider the domain specific features and the private encoder-decoder can re-

En-De	test13	test14	test15
In	25.83	21.97	24.64
Out + In	26.45	23.21	25.85
Sampler	29.70	25.71	28.29
Fine Tune	30.48	26.55	28.62
Sennrich et al. (2015a)	28.20	24.40	26.70
Wang et al. (2017b)	28.58	24.12	-
our method	30.99	26.94	29.30*

Table 3: Results of the IWSLT 15 En-De experiments. The second part results were directly taken from their papers.

ceive enough information from the in-domain data to prevent the whole model from overfitting the out-of-domain features.

The **De-En Experiments** and **En-De Experiments** results are shown in the Table 2 and Table 3. Results are measured using word based 4-gram BLEU score (Papineni et al., 2002) by the *multi-bleu.pl* script. In these two experiments, we only compared our method with the baseline model and the competitive contrast methods 'Sampler' (Kobus et al., 2017) and 'Fine Tune' (Luo and Manning, 2015). Similar to the previous experiment results, our method still achieves the best performance compared to all contrast models, which demonstrates again that our model is effective and general to different language pairs and different domains.

## 6.4 Experiment Analysis

We made some detailed analysis to empirically show the effectiveness of our model based on En-Zh translation task.

### 6.4.1 Ablation Study

In order to further understand the impact of the components of the proposed model, we performed some further studies by training multiple versions of our model by removing some components: The first model removed the domain discriminator but preserved the private part. The second one removed the private encoder-decoder but kept the domain discriminator. The last one just removed both of those two parts.

Results are shown in the Table 4. As expected, the best performance is obtained with the simultaneous use of all the tested elements. When we

DCN	Private	dev	test	average
✓	✓	36.55	34.84	35.70
✓	×	35.73	34.09	34.91
×	✓	35.67	34.22	34.94
×	×	35.13	33.36	34.25

Table 4: Results of the ablation study. "DCN" means the discriminator and "Private" means the private encoder-decoder.

	Out-of-Domain	In-Domain	distance
- DCN	(12.9, 5.8)	(-38.9,-17.5)	56.8
Full Model	(-4.4, 3.0)	(13.2,-9.0)	21.3

Table 5: The average coordinates value and its distance of the the hidden states. '- DCN' is the model without domain discriminator.

removed the private encoder-decoder, the result shows that the score was reduced by 0.79, which indicates that our private part can preserve some useful domain specific information which is abandoned by the shared encoder. When we removed the discriminator, the result was reduced by 0.76. This result supports our idea that modeling common features from out-of-domain data can benefit in-domain translation. When we removed both of the two components, we got the lowest score. The total result shows that every component of our model plays an important role in our model.

### 6.4.2 Impact of the Discriminator

To verify whether the discriminator have learned the domain invariant knowledge, we did the following experiments using model **without discriminator** and our **full model** with the domain discriminator of the former subsection.

We sampled 3000 sentences randomly from the out-of-domain and 1000 sentences from the in-domain En-Zh parallel sentences as the test data. Then they were fed into the shared encoders of the two models to get the reshaped feature maps as the Equation 11 describes. Next, we used the t-Distributed Stochastic Neighbor Embedding(t-SNE)<sup>5</sup> technique to do a dimensionality reduction to the hidden state. Results are shown in the Figure 3. We also calculate the average value of the coordinates of each domain's hidden state. The results are shown in Table 5

<sup>5</sup><http://lvdmaaten.github.io/tsne/>



En-Zh	test1	test2	test3
Out + In	22.31	18.82	17.59
Sampler	21.60	18.64	16.93
Fine Tune	13.18	11.94	11.55
our method	22.61	19.36	17.78

Table 6: Results of the out-of-domain translation task. The test sets are from the NIST test sets but we exchange the translation directions.

From the figure, we can find that here is an obvious separation in the results of the model without discriminator and the numerical analysis also support this point, which indicates that the shared encoder without the help of discriminator will treat the data from different domains differently. All the domain shared features and domain specific features are just mixed together. On the contrary, the output of the shared encoder of our full model is well distributed. This proves that the discriminator can help the shared encoder to extract domain invariant features which then help to improve the translation performance in in-domain.

#### 6.4.3 Out-of-domain Translation Performance

Despite the fact that the purpose of our work is to improve the in-domain translation performance, the domain invariant features extracted from the training data are also beneficial to the out-of-domain translation performance. To prove this, we use the NIST 03 04 and 05 test sets which are mainly related to the **News** domain as our out-of-domain test set. Noting that the origin set was designed for the Zh-En translation task and each sentence has four English references, we just chose the first reference as the source side sentence for our En-Zh translation task. The results are shown in the Table 6 We can conclude from the results that the "Fine Tune" method suffered a catastrophic forgetting caused by parameter shift during the training process. On the contrary, our method can achieve a mild improvement on the out-of-domain compared to the baseline system.

#### 6.4.4 Combined With Transformer Model

Transformer (Vaswani et al., 2017) is an efficient NMT architecture. To test the generality of our method, we also conducted relevant experiments based on the transformer model. We did the ex-

En-Zh	dev	test	average
In	32.61	30.33	31.47
Sampler	35.84	33.68	34.76
Fine Tune	36.01	34.03	35.02
our method	37.26**	35.39**	36.33

Table 7: Results of the En-Zh experiments based on the transformer model.

periment based on the Fairseq code<sup>6</sup>. The implementation on this translation framework is similar with the way on the RNN based models. The encoder and decoder of our final model consist 3 sublayers. The number of the multi-head attention was set to 4 and the embedding dim was set to 256. We also compared with the 'Sampler' and 'Fine Tune' method based on transformer. The results are shown in 7. According to the table, our method still outperforms than other models, which can prove that our method has a good generality across different translation architecture.

## 7 Conclusions

In this paper, we present a method to make use of out-of-domain data to help in-domain translation. The key idea is to divide the knowledge into domain invariant and domain specific. The realization way is to employ a shared encoder-decoder to process domain invariant knowledge and a private encoder-decoder for each domain to process knowledge of the corresponding domain. In addition, a discriminator is added to the shared encoder and adversarial learning is applied to make sure the shared encoder can learn domain invariant knowledge. We conducted experiments on multiple data sets and get consistent significant improvements. We also verified via experiments that the shared encoder, the domain specific private encoder-decoder and the discriminator all make contribution to the performance improvements.

## Acknowledgements

We thank the three anonymous reviewers for their comments, Jinchao Zhang, Wen Zhang for suggestions. This work was supported by the National Natural Science Foundation of China (NSFC) under the project NO.61876174, NO.61662077 and NO.61472428.

<sup>6</sup><https://fairseq.readthedocs.io/en/latest/index.html>

## References

- Dzmitry Bahdanau, Kyunghyun Cho, and Yoshua Bengio. 2014. Neural machine translation by jointly learning to align and translate. *arXiv preprint arXiv:1409.0473*.
- Ondrej Bojar, Rajen Chatterjee, Christian Federmann, Barry Haddow, Matthias Huck, Chris Hokamp, Philipp Koehn, Varvara Logacheva, Christof Monz, Matteo Negri, Matt Post, Carolina Scarton, Lucia Specia, and Marco Turchi. 2015. Findings of the 2015 workshop on statistical machine translation. In *WMT@EMNLP*.
- Denny Britz, Quoc Le, and Reid Pryzant. 2017. Effective domain mixing for neural machine translation. In *Proceedings of the Second Conference on Machine Translation*, pages 118–126.
- Chris Callison-Burch, Cameron Fordyce, Philipp Koehn, Christof Monz, and Josh Schroeder. 2007. (meta-) evaluation of machine translation. In *Proceedings of the Second Workshop on Statistical Machine Translation*, pages 136–158. Association for Computational Linguistics.
- Wenhu Chen, Evgeny Matusov, Shahram Khadivi, and Jan-Thorsten Peter. 2016. Guided alignment training for topic-aware neural machine translation. *arXiv preprint arXiv:1607.01628*.
- Xinchi Chen, Zhan Shi, Xipeng Qiu, and Xuanjing Huang. 2017. Adversarial multi-criteria learning for chinese word segmentation. *arXiv preprint arXiv:1704.07556*.
- Kyunghyun Cho, Bart Van Merriënboer, Caglar Gulcehre, Dzmitry Bahdanau, Fethi Bougares, Holger Schwenk, and Yoshua Bengio. 2014. Learning phrase representations using rnn encoder-decoder for statistical machine translation. *arXiv preprint arXiv:1406.1078*.
- Chenhui Chu, Raj Dabre, and Sadao Kurohashi. 2017. An empirical comparison of simple domain adaptation methods for neural machine translation. *arXiv preprint arXiv:1701.03214*.
- Michael Collins, Philipp Koehn, and Ivona Kučerová. 2005. Clause restructuring for statistical machine translation. In *Proceedings of the 43rd annual meeting on association for computational linguistics*, pages 531–540. Association for Computational Linguistics.
- Tobias Domhan and Felix Hieber. 2017. Using target-side monolingual data for neural machine translation through multi-task learning. In *Proceedings of the 2017 Conference on Empirical Methods in Natural Language Processing*, pages 1500–1505.
- Yaroslav Ganin, Evgeniya Ustinova, Hana Ajakan, Pascal Germain, Hugo Larochelle, François Laviolette, Mario Marchand, and Victor Lempitsky. 2016. Domain-adversarial training of neural networks. *The Journal of Machine Learning Research*, 17(1):2096–2030.
- Jonas Gehring, Michael Auli, David Grangier, Denis Yarats, and Yann N Dauphin. 2017. Convolutional sequence to sequence learning. *arXiv preprint arXiv:1705.03122*.
- Ian Goodfellow, Jean Pouget-Abadie, Mehdi Mirza, Bing Xu, David Warde-Farley, Sherjil Ozair, Aaron Courville, and Yoshua Bengio. 2014. Generative adversarial nets. In *Advances in neural information processing systems*, pages 2672–2680.
- Tao Gui, Qi Zhang, Haoran Huang, Minlong Peng, and Xuanjing Huang. 2017. Part-of-speech tagging for twitter with adversarial neural networks. In *Proceedings of the 2017 Conference on Empirical Methods in Natural Language Processing*, pages 2411–2420.
- Caglar Gülçehre, Orhan Firat, Kelvin Xu, Kyunghyun Cho, Loic Barrault, Huei-Chi Lin, Fethi Bougares, Holger Schwenk, and Yoshua Bengio. 2015. On using monolingual corpora in neural machine translation. *CoRR*, abs/1503.03535, 15.
- Nal Kalchbrenner and Phil Blunsom. 2013. Recurrent continuous translation models. In *Proceedings of the 2013 Conference on Empirical Methods in Natural Language Processing*, pages 1700–1709.
- Joo-Kyung Kim, Young-Bum Kim, Ruhi Sarikaya, and Eric Fosler-Lussier. 2017. Cross-lingual transfer learning for pos tagging without cross-lingual resources. In *Proceedings of the 2017 Conference on Empirical Methods in Natural Language Processing*, pages 2832–2838.
- Catherine Kobus, Josep Crego, and Jean Senellart. 2017. Domain control for neural machine translation. In *Proceedings of the International Conference Recent Advances in Natural Language Processing, RANLP 2017*, pages 372–378.
- Minh-Thang Luong and Christopher D Manning. 2015. Stanford neural machine translation systems for spoken language domains. In *Proceedings of the International Workshop on Spoken Language Translation*, pages 76–79.
- Kishore Papineni, Salim Roukos, Todd Ward, and Wei-Jing Zhu. 2002. Bleu: a method for automatic evaluation of machine translation. In *Proceedings of the 40th annual meeting on association for computational linguistics*, pages 311–318. Association for Computational Linguistics.
- Rico Sennrich, Barry Haddow, and Alexandra Birch. 2015a. Improving neural machine translation models with monolingual data. *arXiv preprint arXiv:1511.06709*.

- Rico Sennrich, Barry Haddow, and Alexandra Birch. 2015b. Neural machine translation of rare words with subword units. *arXiv preprint arXiv:1508.07909*.
- Rupesh Kumar Srivastava, Klaus Greff, and Jürgen Schmidhuber. 2015. Highway networks. *arXiv preprint arXiv:1505.00387*.
- Ilya Sutskever, Oriol Vinyals, and Quoc V Le. 2014. Sequence to sequence learning with neural networks. In *Advances in neural information processing systems*, pages 3104–3112.
- Liang Tian, Derek F Wong, Lidia S Chao, Paulo Quaresma, Francisco Oliveira, and Lu Yi. 2014. Um-corpus: A large english-chinese parallel corpus for statistical machine translation. In *LREC*, pages 1837–1842.
- Ashish Vaswani, Noam Shazeer, Niki Parmar, Jakob Uszkoreit, Llion Jones, Aidan N Gomez, Łukasz Kaiser, and Illia Polosukhin. 2017. Attention is all you need. In *Advances in Neural Information Processing Systems*, pages 6000–6010.
- Rui Wang, Andrew Finch, Masao Utiyama, and Eiichiro Sumita. 2017a. Sentence embedding for neural machine translation domain adaptation. In *Proceedings of the 55th Annual Meeting of the Association for Computational Linguistics (Volume 2: Short Papers)*, volume 2, pages 560–566.
- Rui Wang, Masao Utiyama, Lemao Liu, Kehai Chen, and Eiichiro Sumita. 2017b. Instance weighting for neural machine translation domain adaptation. In *Proceedings of the 2017 Conference on Empirical Methods in Natural Language Processing*, pages 1482–1488.
- Lantao Yu, Weinan Zhang, Jun Wang, and Yong Yu. 2017. Seqgan: Sequence generative adversarial nets with policy gradient. In *Thirty-First AAAI Conference on Artificial Intelligence*.
- Jiali Zeng, Jinsong Su, Huating Wen, Yang Liu, Jun Xie, Yongjing Yin, and Jianqiang Zhao. 2018. Multi-domain neural machine translation with word-level domain context discrimination. In *Proceedings of the 2018 Conference on Empirical Methods in Natural Language Processing*, pages 447–457.
- Jiajun Zhang and Chengqing Zong. 2016. Exploiting source-side monolingual data in neural machine translation. In *Proceedings of the 2016 Conference on Empirical Methods in Natural Language Processing*, pages 1535–1545.
- Wen Zhang, Jiawei Hu, Yang Feng, and Qun Liu. 2018. Refining source representations with relation networks for neural machine translation. In *Proceedings of the 27th International Conference on Computational Linguistics*, pages 1292–1303.
- Xiang Zhang, Junbo Zhao, and Yann LeCun. 2015. Character-level convolutional networks for text classification. In *Advances in neural information processing systems*, pages 649–657.