

# Degenerate Quantum LDPC Codes With Good Finite Length Performance

Pavel Panteleev and Gleb Kalachev

**Abstract**—We study the performance of small and medium length quantum LDPC (QLDPC) codes in the depolarizing channel. Only degenerate codes with the maximal stabilizer weight much smaller than their minimum distance are considered. It is shown that with the help of an OSD-like post-processing the performance of the standard belief propagation (BP) decoder on many QLDPC codes can be improved by several orders of magnitude. Using this new BP-OSD decoder we study the performance of several known classes of degenerate QLDPC codes including the hypergraph product codes, the hyperbicycle codes, the homological product codes, and the Haah's cubic codes. We also construct several interesting examples of short generalized bicycle codes. Some of them have an additional property that their syndromes are protected by small BCH codes, which may be useful for the fault-tolerant syndrome measurement. We also propose a new large family of QLDPC codes that contains the class of hypergraph product codes, where one of the used parity-check matrices is square. It is shown that in some cases such codes have better performance than the hypergraph product codes. Finally, we demonstrate that the performance of the proposed BP-OSD decoder for some of the constructed codes is better than for a relatively large surface code decoded by a near-optimal decoder.

**Index Terms**—Stabilizer codes, topological quantum codes, quantum LDPC, OSD decoder, hypergraph product codes.

## I. INTRODUCTION

Quantum error correcting codes are considered as an essential component in the current architectures of quantum computers due to the inherently faulty nature of the quantum hardware. Topological quantum codes [1], [2], [3] are among the quantum codes with the highest known noise thresholds. These codes have very sparse parity-check matrices, and thus belong to a class of quantum LDPC (QLDPC) codes. Moreover they are highly degenerate, which means that their minimum distance is much higher than the weight of their stabilizers. It is important that these codes also have very good decoding algorithms with near to optimal performance [1], [4], [5]. Though the practical performance of topological codes is really good, they usually have very small dimension compared to general QLDPC codes of the same length (it is constant for the surface and colour codes). There are also interesting classes of topological quantum codes with very large dimension (e.g., the hyperbolic surface codes [6] have constant rate). However such codes usually have much smaller minimum distances compared to the surface and colour codes.

Recently there have been proposed a number of interesting families of degenerate QLDPC codes (e.g., the hypergraph product codes [7] and the homological product codes [8]) with

very good asymptotic parameters. However their practical performance for relatively small code lengths (say  $n < 1000$ ) is largely unexplored, and it is not clear whether their performance is competitive to the best known topological codes. From our point of view, the difficulty of constructing degenerate QLDPC codes with good practical performance is mostly related with the following two issues.

- 1) Asymptotically good constructions may not necessarily produce the best QLDPC codes for relatively small code lengths. Indeed, in [9], [10] the construction of the hypergraph product codes was further improved and generalized. Although the asymptotic characteristics of the improved codes are the same as before, their parameters such as the rate and the minimum distance are much better for smaller lengths.
- 2) The performance of the proposed codes is far from the optimal under the state-of-the-art decoders for QLDPC codes (including the binary and non-binary BP, and their modifications). The performance degradation is usually attributed [11] to unavoidable 4-cycles in the corresponding Tanner graphs and to a large number of degenerate errors. While the number of 4-cycles can be significantly reduced by using CSS codes [12] without 4-cycles in the parity-check matrices  $H_X$  and  $H_Z$ , the number of degenerate errors can not be easily reduced for highly-degenerate codes.

In this paper we try to address the both mentioned issues. In the first part of the paper we introduce a new enhancement of the standard BP decoder<sup>1</sup> for QLDPC codes (both binary and non-binary versions are allowed) using a variant of the well-known decoding algorithm for short classical codes called the *ordered statistics decoding (OSD)* [13], [14]. This new post-processing algorithm works only if the BP decoder fails to find the correction Pauli operator that commutes with all the stabilizers. We suppose here that the QLDPC parity-check matrix  $H$  is represented in the binary form<sup>2</sup>. The algorithm starts from finding a reliable information set [15] for  $H$  based on the soft-decisions obtained by the BP decoder. Then it makes hard-decisions for the bits from this information set and flips the  $w$  most unreliable of them in order to find the  $2^w$  corresponding correction Pauli operators that return the corrupted quantum state to the coding space. Finally, it selects a correction operator with the minimum weight and applies it to the corrupted quantum state. Thus this new combined BP-OSD decoder, in contrast to the standard BP, *always* returns

<sup>1</sup>For a good review of the standard BP decoder for QLDPC codes and its modifications see [11].

<sup>2</sup>For a QLDPC code on  $n$  qubits with  $m$  stabilizers the matrix  $H$  is an  $m \times 2n$  binary matrix.

the correction operator that moves the corrupted codeword back to the code space. We show that with the help of this OSD-like post-processing the performance of the standard BP decoder on many degenerate QLDPC codes can be improved by several orders of magnitude. As it can be seen from its brief description above, it is not restricted to CSS codes, and can also be used in conjunction with any decoder, different from BP, that provides soft-decisions.

In the second part of the paper we construct a number of new relatively small codes using two families of degenerate codes: the generalized bicycle codes introduced in [10] and a new large family of QLDPC codes. This new family contains the generalized bicycle codes and the class of hypergraph product codes, where one of the two parity-check matrices used in the product is square. We also derive a new simple formula for the dimension of generalized bicycle codes and show how to design codes with a high dimension. Some of the constructed generalized bicycle codes have an additional property that their syndromes are protected by small BCH codes, which may be useful for the fault-tolerant syndrome measurement. For the new class of generalized hypergraph product codes we show how to find their dimension in some important special cases.

We also study the performance of the proposed BP-OSD decoder on many known classes of degenerate QLDPC codes including the already mentioned hypergraph product codes, the hyperbicycle codes[10], the homological product codes[8], and the Haah's cubic codes[16]. We compare their performance with the performance of the new constructed codes. We show that in many cases the new codes with similar performance have better parameters such as the code length and the rate. Besides that, we compare the new BP-OSD decoder with other known modifications of BP such as the random perturbation[17], the enhanced feedback[18], and the matrix augmentation[19] algorithms. We compare all the above mentioned algorithms on the new [[1270, 28]] code from the class of generalized hypergraph product codes mentioned earlier. We show that the performance of the new decoding algorithm on this code is significantly better. Moreover, we also show that the performance of this code under the BP-OSD is even better than the performance of the [[1201, 1, 25]] surface code under the near optimal MPS-based decoder proposed in [5].

The remainder of the paper is organized as follows. Section II contains background material, where we review some standard definitions and fix notations. In Section III we describe the BP-OSD algorithm and compare its performance with other known modifications of BP. In Section IV we study the generalized bicycle codes and construct some new codes with good performance. In Section V we introduce and study a new large family of QLDPC codes that generalizes the class of hypergraph product codes in the case when one of the parity-check matrices is square. In the last section we give some final remarks. The paper also have two appendixes. Appendix A contains some supplementary material on the ring of circulants. Finally, Appendix B contains a description of all the codes used in the simulations.

## II. BASIC FACTS AND DEFINITIONS

In this section we fix notations and briefly recall some standard definitions related to quantum LDPC codes. More information can be found in the survey [11].

### A. Classical codes

Let  $n$  be a natural number. We denote by  $[n]$  the set  $\{1, \dots, n\}$ . Consider a finite set  $A$  with  $q$  elements. The *Hamming distance*  $d(v, v')$  between two vectors  $v, v' \in A^n$  is the number of positions in which they differ. Any  $M$ -element subset  $\mathcal{C}$  of the set  $A^n$  is called an  $(n, M, d)_q$  *code over*<sup>3</sup>  $A$ , where the parameter  $n$  is called *the length* and the parameter  $d = \min\{d(c, c') \mid c \neq c'; c, c' \in \mathcal{C}\}$  is called the *minimal distance* of  $\mathcal{C}$  and is denoted by  $d(\mathcal{C})$ . By definition, we set  $d(\mathcal{C}) = \infty$  when  $M = 1$ . The elements of  $\mathcal{C}$  are called *codewords*.

Let  $A = \mathbb{F}_q$ , where  $\mathbb{F}_q$  is the finite field of characteristic<sup>4</sup> 2 with  $q = 2^s$  elements. If an  $(n, M, d)_q$  code  $\mathcal{C}$  is a  $k$ -dimensional vector subspace of  $\mathbb{F}_q^n$  then we have  $M = q^k$  and say that  $\mathcal{C}$  is a *linear*  $[n, k, d]_q$  *code over*  $\mathbb{F}_q$ , where  $k$  is called the *dimension* of  $\mathcal{C}$ . For linear codes the minimal distance<sup>5</sup>  $d$  is equal to the minimal weight  $\text{wt}(c)$  of non-zero codewords, where the *weight*  $\text{wt}(c)$  is the number of non-zero components in  $c$ . A linear  $[n, k, d]_q$  code is usually defined either as the row space of a matrix  $G$  called the *generator matrix*, or as the dual space of a matrix  $H$  called the *parity-check matrix*. It is easy to see that  $GH^T = \mathbf{0}$ ,  $\text{rank } G = k$ , and  $\text{rank } H = n - k$ .

### B. Quantum stabilizer codes

The quantum analogs of classical linear codes are quantum stabilizer codes introduced in [20]. To define them, we need a number of supporting definitions. Consider an  $n$ -qubit *Hilbert space*  $\mathbb{C}^{2^n} = (\mathbb{C}^2)^{\otimes n}$ . A *Pauli operator on  $n$  qubits* is an operator  $P = \alpha P_1 \otimes \dots \otimes P_n$  on the space  $\mathbb{C}^{2^n}$ , where  $\alpha \in \{\pm 1, \pm i\}$ ,  $P_i \in \{I, X, Y, Z\}$ . Here  $I$  is the identity and  $X, Y, Z$  are the Pauli  $2 \times 2$  matrices. The *weight*  $\text{wt}(P)$  of a Pauli operator  $P$  is the number of non-identity components in its tensor product. The set  $\mathcal{P}_n$  of all Pauli operators  $P$  on  $n$  qubits is a non-commutative group under the operator multiplication called the  *$n$ -qubit Pauli group*. While the group  $\mathcal{P}_n$  is non-commutative, if we forget about the global phase factors  $\alpha$  of Pauli operators we obtain the factor group  $\mathcal{P}_n / \{\pm I_n, \pm i I_n\}$ , where  $I_n$  is the identity operator on  $\mathbb{C}^{2^n}$ . This factor group is isomorphic to the commutative group  $\mathbb{Z}_2^{2n}$  and the isomorphism is given by the following map:

$$\alpha X^{a_1} Z^{b_1} \otimes \dots \otimes X^{a_n} Z^{b_n} \mapsto (a_1, \dots, a_n \mid b_1, \dots, b_n). \quad (1)$$

Denote by  $\mathcal{P}_n^*$  the subset of Pauli operators  $P \in \mathcal{P}_n$  with the global phase factor  $\alpha = 1$ . A *stabilizer group*  $G$  is a commutative subgroup of the Pauli group  $\mathcal{P}_n$  generated by  $m$

<sup>3</sup>We usually omit "over  $A$ " if the set  $A$  is clear from the context and write  $(n, M, d)$  instead of  $(n, M, d)_2$  if  $q = 2$ .

<sup>4</sup>In this paper we consider only finite fields of characteristic 2.

<sup>5</sup>If the minimal distance is not known we say that  $\mathcal{C}$  is an  $[n, k]_q$  code.

Pauli operators  $S_1, \dots, S_m \in \mathcal{P}_n^*$  called *stabilizers generators*, i.e.,  $G = \langle S_1, \dots, S_m \rangle$ . It is easy to verify that all the stabilizers  $S_1, \dots, S_m$  commute and  $-I_n \notin G$ . We say that  $S_1, \dots, S_m$  are *independent* if none of them can be obtained from the others by group multiplication.

A *quantum stabilizer*  $[[n, k, d]]$  code<sup>6</sup> is a  $2^k$ -dimensional subspace of the  $n$ -qubit space  $\mathbb{C}^{2^n}$  defined as the common  $+1$ -eigenspace for a set of  $m = n - k$  independent stabilizers  $S_1, \dots, S_m \in \mathcal{P}_n^*$ :

$$\mathcal{C} = \{|\psi\rangle \in \mathbb{C}^{2^n} \mid S_i|\psi\rangle = |\psi\rangle, i = 1, \dots, m\},$$

where the group  $\mathbb{S}(\mathcal{C}) = \langle S_1, \dots, S_m \rangle$  is called the *stabilizer group of  $\mathcal{C}$* . Here the parameter  $d = d(\mathcal{C})$  is called the *minimal distance*<sup>7</sup> of  $\mathcal{C}$  and is equal to the minimal possible weight of a Pauli operator  $P \in \mathcal{P}_n^*$  that commutes with all the stabilizers  $S_1, \dots, S_m$  but  $P \notin \mathbb{S}(\mathcal{C})$ .

A Pauli operator  $P \in \mathcal{P}_n^*$  is usually interpreted as an error operator (called a *Pauli error*) that can corrupt a quantum system and cause it to go from a state  $|\psi\rangle$  to  $P|\psi\rangle$ . However if  $|\psi\rangle \in \mathcal{C}$ , where  $\mathcal{C}$  is some quantum stabilizer code, it is easy to show that  $P|\psi\rangle = |\psi\rangle$  iff  $P \in \mathbb{S}(\mathcal{C})$ . Hence we see that in this case not all Pauli errors  $P \in \mathcal{P}_n^*$  can harm the state  $|\psi\rangle$ . We call a Pauli error  $P \in \mathcal{P}_n^*$  *degenerate* for a quantum stabilizer code  $\mathcal{C}$  if  $P|\psi\rangle = |\psi\rangle$  and *non-degenerate* otherwise. We see that the elements from  $P \in \mathbb{S}(\mathcal{C})$  are precisely the degenerate Pauli errors and the minimum distance  $d(\mathcal{C})$  is the minimal possible weight of a non-degenerate Pauli error. A stabilizer code  $\mathcal{C}$  is called *degenerate* if it has degenerate Pauli errors  $P$  with weight  $\text{wt}(P) < d(\mathcal{C})$ .

If we apply the binary mapping (1) to the stabilizer generators  $S_1, \dots, S_m$  of the  $[[n, k, d]]$  code  $\mathcal{C}$  we obtain the  $m \times 2n$  binary matrix  $H = (H_X \mid H_Z)$  called the *parity-check matrix* of  $\mathcal{C}$ , where each row corresponds to a stabilizer generator. We do not require for the matrix  $H$  to be full rank (i.e.,  $\text{rank } H = n - k \leq m$ ). The null space of  $H$  corresponds precisely to the binary mappings of Pauli errors  $P \in \mathcal{P}_n^*$  that commute with all the stabilizer generators  $S_1, \dots, S_m$ .

We see that the matrix  $H = (H_X \mid H_Z)$  is not an arbitrary binary  $m \times 2n$  matrix since the stabilizer generators  $S_1, \dots, S_m$  corresponding to its rows should commute with each other. It is easy to verify that this restriction can be formulated as the following *commutativity condition*:

$$H_X H_Z^T + H_Z H_X^T = \mathbf{0}. \quad (2)$$

A very important subclass of quantum stabilizer codes are the quantum *Calderbank-Shor-Steane (CSS) codes* introduced in [21]. A quantum CSS code is a stabilizer code, where non-identity components in the tensor product of each stabilizer generator are either all equal to  $X$  or all equal to  $Z$ . Hence the parity-check matrix  $H$  of a CSS code of length  $n$  can be represented in the following form:

$$H = \left( \begin{array}{c|c} H_X & \mathbf{0} \\ \hline \mathbf{0} & H_Z \end{array} \right),$$

where  $H_X, H_Z$  are some binary matrices with  $n$  columns.

In this special case the commutativity condition can be written as:

$$H_X H_Z^T = \mathbf{0}. \quad (3)$$

The dimension  $k$  of the CSS code of length  $n$  is given by the formula:

$$k = n - \text{rank } H_X - \text{rank } H_Z. \quad (4)$$

### C. Classical and quantum LDPC codes

A classical *low density parity check (LDPC) code*[22] is a linear code defined by a sparse binary parity-check matrix  $H = (h_{ij})_{m \times n}$ . The sparseness usually means that the weights of all rows and columns in  $H$  are upper bounded by some constant  $w$  as the code length  $n$  grows to infinity. It is helpful to define a bipartite graph  $\mathcal{T} = \mathcal{T}(H)$  called the *Tanner graph*[23]. In this graph the first part of nodes  $v_1, \dots, v_n$  (called the *v-nodes*) corresponds to the columns of  $H$  (the variables), the second part of nodes  $c_1, \dots, c_m$  (called the *c-nodes*) corresponds to the rows of  $H$  (the checks), and we connect a v-node  $v_i$  with a c-node  $c_j$  whenever  $h_{ij} = 1$ ,  $i \in [n]$ ,  $j \in [m]$ . If the parity-check matrix  $H$  is  $(w_c, w_r)$ -regular (i.e., each column has weight  $w_c$  and each row has weight  $w_r$ ) then the corresponding Tanner graph is also  $(w_c, w_r)$ -regular (i.e., each v-node has degree  $w_c$  and each c-node has degree  $w_r$ ). We say that an LDPC code is *w-limited* if the degree of each node in its Tanner graph is upper bounded by  $w$ . It is obvious that any LDPC code with  $(w_c, w_r)$ -regular parity-check matrix is  $\max(w_c, w_r)$ -bounded.

There are a number of decoding algorithms for classical LDPC codes but the most frequently used one is the *belief propagation (BP) decoder*[22] also known as the *message passing decoder* and the *sum-product decoder*. It assigns the a priori probability distributions of individual bits in the codeword (obtained from the channel) to the v-nodes of the Tanner graph and iteratively calculates the posterior probability distributions for each bit (the *soft decisions*). After some maximal *iteration number limit* is reached the decoder uses the calculated posterior probability distributions to produce the optimal binary decisions (called the *hard decisions*) for each individual bit.

Another important property of LDPC codes is the *girth* of the corresponding Tanner graph  $\mathcal{T}$ , which is equal to the length of the shortest cycle in  $\mathcal{T}$ . It is well known that short cycles in the Tanner graph degrade the performance of the BP decoder. It was observed that LDPC codes without 4-cycles (i.e., the girth is at least 6) perform very well in practice. However this practical observation is not fully investigated from theoretical point of view.

A *quantum LDPC (QLDPC)* is a stabilizer  $[[n, k, d]]$  code with a sparse parity-check matrix  $H$ . We can also introduce the Tanner graph  $\mathcal{T} = \mathcal{T}(S)$  for any stabilizer  $[[n, k, d]]$  code  $\mathcal{C}$  defined by a set of stabilizer generators  $\mathcal{S} = \{S_1, \dots, S_m\}$ . In the case of stabilizer codes the v-nodes correspond to  $n$  qubits and the c-nodes to the stabilizer generators  $S_1, \dots, S_m$ , and we connect a c-node with a v-node if the corresponding

<sup>6</sup>We usually omit the word “quantum” in what follows.

<sup>7</sup>As in the case of classical codes we write  $[[n, k]]$  if the minimal distance is not known.

stabilizer acts nontrivially on the corresponding qubit. Similar to the classic case we say that a QLDPC code is  $w$ -limited if the degree of each node in its Tanner graph is upper bounded by  $w$ . This property is much more important in the quantum case due to the faulty nature of the current quantum hardware.

It is clear that any CSS code with  $(w_c, w_r)$ -regular matrices  $H_X$  and  $H_Z$  is  $\max(w_c, w_r)$ -limited.

### III. OSD-LIKE POST-PROCESSING FOR BP

In this section we describe a new OSD-like post-processing algorithm that can be used after the BP decoder for QLDPC codes. Before we give its detailed description we consider two simple modifications of the OSD decoder for *classical* linear codes. These modifications will be used as the main components in the OSD-like post-processing algorithm for quantum codes. We should warn the reader that these modifications of the standard OSD decoder are not intended to improve its performance for classic LDPC codes. We introduce them because these algorithms eventually will be used in the OSD post-processing algorithm (called qOSD) for *quantum* codes described in Section III-B. For example, one of the main differences between classical and quantum codes is that we have to use the syndrome decoder in the quantum case. Hence we consider only syndrome OSD decoders here since we are going to use them as components of the decoder for quantum codes.

#### A. Syndrome OSD post-processing algorithm

The input for our syndrome based OSD post-processing algorithm is a binary  $m \times n$  parity-check matrix  $H$ , a syndrome binary vector  $s \in \mathbb{F}_2^m$ , and an initial binary vector  $v \in \mathbb{F}_2^n$ . We suppose that the columns of  $H$  are already rearranged such that the reliability<sup>8</sup> of the corresponding bits increases from left to right.

We use the following notations in the algorithm description:

- If  $u = (u_1, \dots, u_n), v = (v_1, \dots, v_m)$  are vectors, then

$$[u, v] = (u_1, \dots, u_n, v_1, \dots, v_m)$$

is their *concatenation*.

- If  $S = \{i_1, \dots, i_k\}, i_1 \leq i_2 \leq \dots \leq i_k$  is a set of indexes,  $v = (v_1, \dots, v_n)$ , then

$$v|_S = (v_{i_1}, v_{i_2}, \dots, v_{i_k}).$$

- If  $H$  is a matrix, then  $H_i$  denotes the  $i$ -th column of the matrix  $H$ .
- If  $S = \{i_1, \dots, i_k\}, i_1 \leq i_2 \leq \dots \leq i_k$  is a set of indexes,  $H$  is a matrix, then

$$H_S = (H_{i_1}, \dots, H_{i_k})$$

denotes the matrix composed from the columns of  $H$  with the indexes  $i_1, \dots, i_k$ .

In the beginning of our OSD decoder, similar to the standard OSD decoder, we select the first  $r = \text{rank } H$  linearly independent columns of  $H$ . Let  $S$  be the indexes of the selected

columns and  $\mathcal{E}: \mathbb{F}_2^{n-r} \rightarrow \mathbb{F}_2^n$  be the corresponding encoding operator for the syndrome  $s$  and the remaining bits such that

$$u = \mathcal{E}(x) \iff u|_T = x, Hu = s,$$

where  $T = [n] \setminus S$ . The encoding operator  $\mathcal{E}$  always exists and is unique since the set of indexes  $T$  is an information set<sup>9</sup> for the matrix  $H$ . Here we assume that  $s \in \text{Im } H$ , i.e.,  $s$  is a valid syndrome, otherwise  $\mathcal{E}$  does not exist and the OSD decoder cannot be applied.

Then we flip the  $w$  weakest bits (i.e., the bits with the smallest reliabilities) from the information set  $T$  and apply the encoding operator  $\mathcal{E}$  to all of them. We select a word  $c$  with the minimal cost  $N(c)$  among all the  $2^w$  obtained codewords, where the cost function  $N(\cdot)$  depends on the specific decoder we use. In the case of quantum codes described in Section III-B this cost function is the weight of the corresponding Pauli error.

---

#### Algorithm 1: Syndrome OSD- $w$ post-processing

---

**Input:** a target cost function  $N(\cdot)$ ,  
a binary parity-check matrix  $H$ ,  
a syndrome vector  $s \in \mathbb{F}_2^m$ ,  
an initial correction vector  $v \in \mathbb{F}_2^n$   
**Output:** the correction vector  $c \in \mathbb{F}_2^n$  such that  
 $Hc = s$ .

```

1  $S \leftarrow \emptyset$ ;
2 for  $i \leftarrow 1$  to  $n$  do
3    $S' \leftarrow S \cup \{i\}$ ;
4   if  $\text{rank } H_{S'} > \text{rank } H_S$  then
5      $S \leftarrow S'$ ;
6   end
7 end
8  $T \leftarrow [n] \setminus S$ ;
9  $\mathcal{E} \leftarrow$  the encoding operator for the information set  $T$ 
  such that  $u = \mathcal{E}(x) \iff u|_T = x, Hu = s$ ;
10  $W \leftarrow$  the smallest  $w$  elements of  $T$ ;
11  $F \leftarrow T \setminus W$ ;
12  $\hat{r} \leftarrow \arg \min_{r \in \mathbb{F}_2^w} N(v_r)$  where  $v_r = \mathcal{E}([r, v|_F])$ ;
13 return  $v_{\hat{r}}$ ;
```

---

The OSD- $w$  post-processing algorithm is mainly used to reduce the error floor of the BP decoder. So, when it is applied, there is noise only around trapping sets, which is a small part of the codeword. Hence in many cases OSD-0 is enough and the procedure can be simplified. In this case there is no need to do full Gaussian elimination for  $H$ . Instead, at each step we look at the current syndrome  $s'$ . If  $\text{rank } [H_S, s'] = \text{rank } H$  then the system  $H_S x = s'$  has a solution, so we can stop the elimination and find the values of  $S$  bits (see Algorithm 2).

There are some differences between the standard OSD decoder and the proposed post-processing algorithm. The main differences are the following:

- 1) Here we use the order of bits induced by the posterior probabilities obtained by the BP decoding algorithm but

<sup>8</sup>The reliability of each bit is calculated by the BP decoder as shown in Section III-C.

<sup>9</sup>The set of indexes  $T$  is called an *information set* for the parity-check matrix  $H$  if any two codewords that are equal on the index set  $T$  coincide.

**Algorithm 2:** Simplified OSD-0

**Input:** a binary parity-check matrix  $H$ ,  
 a syndrome vector  $s \in \mathbb{F}_2^m$ ,  
 an initial correction vector  $v \in \mathbb{F}_2^n$   
**Output:** the correction vector  $c \in \mathbb{F}_2^n$  such that  
 $Hc = s$ .

```

1  $S \leftarrow \emptyset$ ;
2  $s' \leftarrow s + Hv$ ;
3 for  $i \leftarrow 1$  to  $n$  do
4   if  $\text{rank}[H_S, s'] = \text{rank } H_S$  then
5     break;
6   end
7    $S' \leftarrow S \cup \{i\}$ ;
8   if  $\text{rank } H_{S'} > \text{rank } H_S$  then
9      $S \leftarrow S'$ ;
10     $s' \leftarrow s' + v_i H_i$ ;
11  end
12 end
13  $x \leftarrow$  the solution of  $H_S x = s'$ ;
14 return  $v$  with  $S$  positions replaced by  $x$ ;
```

the target cost function  $N(\cdot)$  should not depend on these probabilities.

- 2) Usually the reliability of a bit is calculated as the ratio of the most reliable value to the sum of the other values. In our algorithm the reliability is calculated as the posterior probability that this bit is not flipped by the BP decoder.
- 3) During the codeword search we try all the  $2^w$  values of the  $w$  weakest bits, while in the standard OSD we try all the  $\sum_{i \leq w} \binom{n-k}{i}$  bit flips of no more than  $w$  bits.

### B. Modified OSD post-processing algorithm for stabilizer codes

There are a number of quantum noise models. In this paper we consider the depolarizing channel only. However many of our ideas may be used for other memoryless quantum noise models. In the *depolarizing channel* model with *error probability*  $p$  a quantum state  $|\psi\rangle \in \mathbb{C}^{2^n}$  is subject to a random Pauli error

$$E = E_1 \otimes \cdots \otimes E_n \in \mathcal{P}_n^*,$$

where all  $E_i$  are i.i.d, and  $\Pr(E_i = X) = \Pr(E_i = Y) = \Pr(E_i = Z) = p/3$ ,  $i \in [n]$ .

In this section it is convenient to consider (with some small abuse of notation) the set of matrices  $\mathcal{P}_1^* = \{I, X, Y, Z\}$  as elements of the finite field  $\mathbb{F}_4$ , where  $I$  corresponds to zero, and the Pauli matrices  $X, Y, Z$  correspond to the three non-zero elements of  $\mathbb{F}_4$ . Hence we will consider a Pauli error  $E \in \mathcal{P}_n^*$  as a vector from  $\mathbb{F}_4^n$ . Using this identification, we also represent the binary  $m \times 2n$  parity-check matrix of a stabilizer code  $\mathcal{C}$  as the corresponding  $m \times n$  non-binary matrix over  $\mathbb{F}_4$  and call it the *stabilizer matrix* of  $\mathcal{C}$ .

We use the following notations in the algorithm description:

- If  $v \in \mathbb{F}_4^n$  is a Pauli vector and  $v_i = v_i^X X + v_i^Z Z$ , where  $v_i^X, v_i^Z \in \mathbb{F}_2$ ,  $i \in [n]$ , then we define the binary vectors:

$$b(v) = (v_1^X, v_1^Z, v_2^X, v_2^Z, \dots, v_n^X, v_n^Z) \in \mathbb{F}_2^{2n},$$

$$b^*(v) = (v_1^Z, v_1^X, v_2^Z, v_2^X, \dots, v_n^Z, v_n^X) \in \mathbb{F}_2^{2n}.$$

$b^{-1}$  denotes the inverse mapping for  $b$ .

- If  $H$  is an  $m \times n$  stabilizer matrix, then  $b(H)$  denote the  $m \times 2n$  binary matrix obtained by mapping each row  $h$  of  $H$  to the row  $b^*(h)$ . If  $v \in \mathbb{F}_4^n$  is a Pauli error then it is easy to check that  $s = b(H)b(v)$  is the corresponding *syndrome* vector, i.e.,  $s_i = 0$  whenever the  $i$ -th stabilizer in the stabilizer matrix  $H$  commutes with the Pauli vector  $v$ ,  $i \in [m]$ .

In the modified OSD algorithm stabilizer matrix  $H$  is converted to binary matrix  $H'$ , Pauli vector  $v$  is converted to binary vector  $v'$  where each element of  $v$  is converted into 2 bits of  $v'$  by operator  $b$ .

Then the OSD post-processing algorithm is applied to the matrix  $H'$  and the vector  $v'$  with the target cost function<sup>10</sup>

$$|x|_P = \sum_{i=1}^n (x_{2i-1} \vee x_{2i}).$$

The qOSD algorithm can be simply defined via the OSD algorithm (described in the previous section) and the Pauli binary mapping  $b$  as follows

$$\text{qOSD}_w(H, s, v) = b^{-1}(\text{OSD}_w(|\cdot|_P, b(H), s, b(v))).$$

*Remark.* The non-binary weight is used for the depolarizing channel. In a channel where  $X$  and  $Z$  errors are independent the binary weight should be used instead.

### C. Decoding algorithm (BP-OSD)

Decoding algorithm consists of two steps: the BP decoding and the SD post-processing. At the first step any BP modification may be also used if it can provide soft-decisions. The goal of this step is either to decode the code or to obtain the probabilities for each type of the Pauli error on each qubit.

If the BP decoding is successful then there is no need in the post-processing and the algorithm returns the BP result. Otherwise, for the  $i$ -th qubit we have 4 numbers  $l_i = (p_{i,I}, p_{i,X}, p_{i,Y}, p_{i,Z})$ , where  $p_{i,E}$  can be interpreted as the probability  $\Pr(E_i = E)$ ,  $E \in \{I, X, Y, Z\}$ , where  $E_i$  is the error in the  $i$ -th qubit. These probabilities are used to sort qubits in the order of decreasing total error probability. Then the modification of the OSD algorithm for quantum stabilizer codes is used to determine error in the weakest qubits using the hard decisions for the strongest qubits. The hard decision for the  $i$ -th qubit can be calculated by the formula:

$$\hat{l}_i = \arg \min_{E \in \{I, X, Y, Z\}} p_{i,E}.$$

Here we use modification of the OSD decoder for stabilizer codes. For CSS code  $(H_X, H_Z)$  we also can use the standard

<sup>10</sup>It is easy to see that this cost function is equal to the weight  $\text{wt}(E)$  of the Pauli error  $E \in \mathcal{P}_n^*$  represented in the binary form by the vector  $x \in \mathbb{F}_2^{2n}$ .

---

**Algorithm 3:** QLDPC decoding with OSD- $w$  post-processing

---

**Input:** a stabilizer matrix  $H$ , a syndrome vector  $s \in \mathbb{F}_2^m$

**Output:** the correction vector  $c \in \mathbb{F}_4^n$

```

1  $l \leftarrow BP(s)$ ;
2 Make hard decisions:  $v \leftarrow (\hat{l}_i)_{i=1}^n$ ;
3 if  $v$  satisfies the syndrome  $s$  (i.e.,  $b(H)b(v) = s$ ) then
4   return  $c = v$ ;
5 else
6   Calculate the total error probability:
7      $p_i \leftarrow p_{i,X} + p_{i,Y} + p_{i,Z}$ ;
8   Sort qubits in the order of decreasing error probability. Let  $\sigma \in S_n$  be such an order that
9      $p_{\sigma(1)} \geq p_{\sigma(2)} \geq \dots \geq p_{\sigma(n)}$ ;
10  return  $c = \sigma^{-1}(\text{qOSD}_w(\sigma(H), s, \sigma(v)))$ ;
11 end

```

---

OSD algorithm for the X and Z components separately. In this case steps 6–8 are replaced by the following steps:

- 1) Calculate X and Z error probabilities:

$$p_i^X = p_{i,X} + p_{i,Y},$$

$$p_i^Z = p_{i,Y} + p_{i,Z};$$

- 2) Sort qubits in order of decreasing X-error and Z-error probability. Let  $\sigma_X, \sigma_Z \in S_n$  be such orderings that

$$p_{\sigma_X(1)}^X \geq p_{\sigma_X(2)}^X \geq \dots \geq p_{\sigma_X(n)}^X,$$

$$p_{\sigma_Z(1)}^Z \geq p_{\sigma_Z(2)}^Z \geq \dots \geq p_{\sigma_Z(n)}^Z.$$

- 3) Let  $v = v_X X + v_Z Z, [s_X, s_Z] = s$ . Run the OSD decoders for X and Z components:

$$c_X = \sigma_X^{-1}(\text{OSD}_w(| \cdot |, \sigma_X(H_Z), s_Z, \sigma_X(v_X))),$$

$$c_Z = \sigma_Z^{-1}(\text{OSD}_w(| \cdot |, \sigma_Z(H_X), s_X, \sigma_Z(v_Z))).$$

- 4) Return  $c = c_X X + c_Z Z$ .

On Fig. 2 we show the impact of the OSD order on the  $[[882,48,16]]$  code (for details see Appendix B, code B2). We can see that the OSD order has effect mainly on codes with error floor induced by low weight non-degenerate codewords.

#### D. Comparison of different post-processing algorithms

In this section the OSD post-processing algorithm is compared with other known post-processing methods that also significantly improve the performance of QLDPC codes. Below you can find a brief descriptions of these methods. All the procedures are repeated until all the parity-checks are satisfied or the maximal number of attempts  $n_a$  is reached.

- **Random perturbation** [17]. If the syndrome is non-zero after the BP decoding then we randomly choose an unsatisfied c-node and randomly change the initial LLRs for all the v-nodes adjacent to this c-node. The main parameter of this method is the variance of the perturbation magnitude. After that the BP decoder runs with the perturbed input LLRs.

The effect of OSD for different QLDPC codes

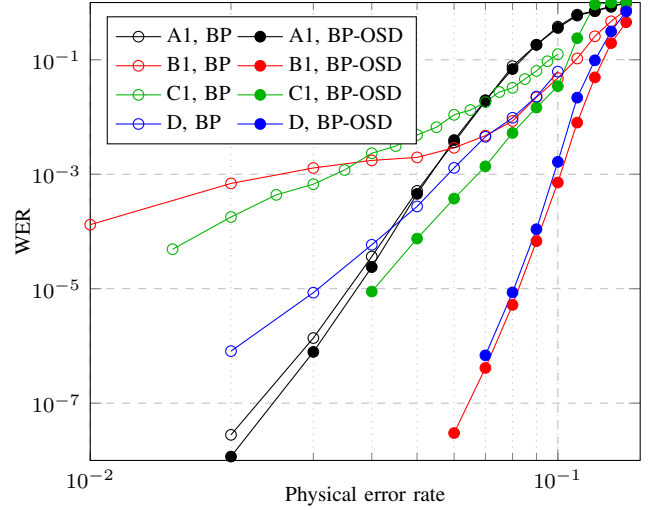


Fig. 1. A1 — the 10-limited generalized bicycle  $[[254,28]]$  code; B1 — the 6-limited generalized hypergraph product  $[[882,24]]$  code; C1 — the 10-limited hypergraph product  $[[7938,578,16]]$  code; D — the 8-limited Haah's  $[[1024,30]]$  code on the grid  $8 \times 8 \times 8$ . See Appendix B for details.

BP-OSD with different order

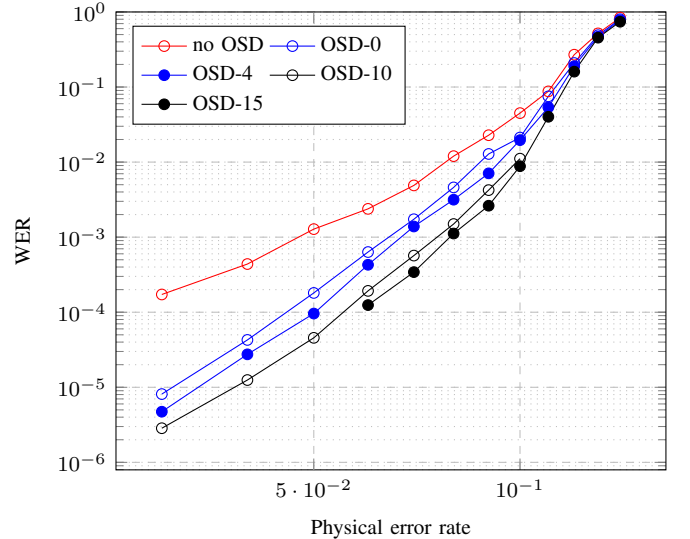


Fig. 2. The impact of OSD order on the  $[[882,48,16]]$  code (for details see Appendix B, code B2). The OSD order has effect mainly on codes with error floor induced by low weight non-degenerate codewords.

- **Enhanced feedback** [18]. It is similar to the previous approach but the perturbation is not random and calculated using the previous BP output. If after the BP decoding the parity-checks are not satisfied, we randomly choose an unsatisfied c-node and for all the v-nodes adjacent to this c-node we set the initial LLRs using the BP decoder output for these nodes. After that the BP decoder runs with the perturbed input LLRs.
- **Matrix augmentation** [19]. In this method instead of modification of the input LLRs, the parity-check matrix itself is modified by random duplication of some rows.

The fraction  $\delta$  of the duplicated rows is called the *augmentation density*. Then a new decoding attempt with the augmented matrix is performed.

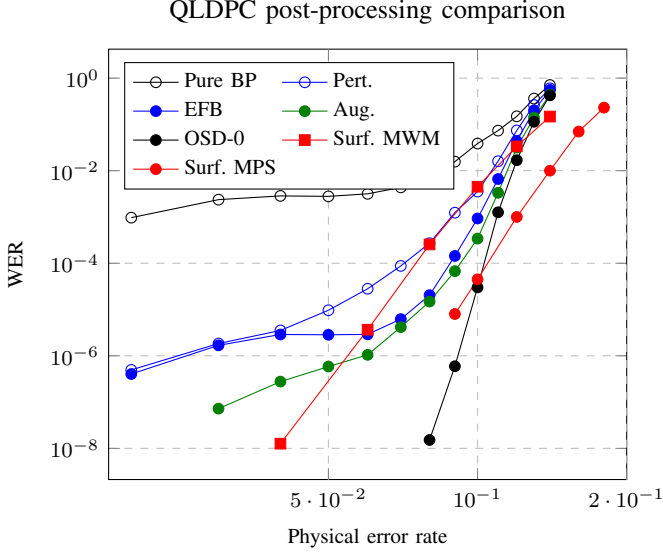


Fig. 3. Comparison between different post-processing algorithms on the  $[[1270,28]]$  QLDPC code (Appendix B, code B3) and the  $[[1201,1,25]]$  surface code on the minimum weight matching (MWM) decoder, and the MPS-based decoder from [5].

For all these methods we used  $n_a = 100$ . On Fig. 3 we can see that the OSD post-processing outperforms all the above mentioned post-processing methods and also outperforms the  $[[1201,1,25]]$  surface code on the MPS decoder from [5], which is almost optimal for this surface code. Note that other post-processing methods also have gain more than  $10^3$  for the class of  $(3,6)$ -regular CSS QLDPC codes with a sufficiently large minimum distance. This is mainly because classical  $(3,6)$ -regular LDPC codes itself have many harmful trapping sets and QLDPC codes additionally have a lot of degenerate codewords of very low weight starting from 6.

For all our simulations we used the normalized min-sum (NMS) decoder with the normalization factor 0.625, which approximates the BP decoder and is more numerically stable in some cases. The maximal number of iterations was set to 32. We used the layered scheduling in order to increase the convergence speed of the decoder by approximately two times. For a good review of practical aspects of the BP decoder implementation see [24, Chapter 4].

#### IV. NEW GENERALIZED BICYCLE CODES

##### A. Ansatz with commuting matrices

The commutativity conditions such as (2) and (3) are a serious obstacle to design good QLDPC using random-like constructions similar to the constructions used for classical LDPC codes. Thus it makes sense to consider large families of matrices of some particular form called *ansatz*, where the commutativity conditions are always satisfied. One such quite general ansatz for CSS codes was proposed in [10] as a generalization of the Mackay bicycle QLDPC codes[25]. Let

us briefly remind this ansatz. Consider two commuting binary  $n \times n$  matrices  $A$  and  $B$ , i.e.,  $AB = BA$ . Let

$$H_X = [A, B] \text{ and } H_Z = [B^T, A^T]. \quad (5)$$

Then we see that  $H_X H_Z^T = AB + BA = 0$  and the commutativity condition (3) is always satisfied. It was proposed in [10] to use binary circulant matrices  $A$  and  $B$  since they always commute. The corresponding class of codes is called the *generalized bicycle (GB) codes*, where the Mackay bicycle codes[25] are obtained as a special case when  $B = A^T$ .

##### B. Ring of circulants

Let us recall that an  $\ell \times \ell$  circulant matrix  $A$  over  $\mathbb{F}_q$  takes the form

$$A = \begin{pmatrix} a_0 & a_{\ell-1} & \dots & a_1 \\ a_1 & a_0 & \dots & a_2 \\ \dots & \dots & \dots & \dots \\ a_{\ell-1} & a_{\ell-2} & \dots & a_0 \end{pmatrix},$$

where  $a_0, \dots, a_{\ell-1} \in \mathbb{F}_q$ . It is readily seen that the matrix  $A$  can be represented in the form

$$A = a_0 I + a_1 P + \dots a_{\ell-1} P^{\ell-1},$$

where  $I$  is the  $\ell \times \ell$  identity matrix and

$$P = \begin{pmatrix} 0 & 0 & \dots & 1 \\ 1 & 0 & \dots & 0 \\ 0 & 1 & \dots & 0 \\ \dots & \dots & \dots & \dots \\ 0 & 0 & \dots & 0 \end{pmatrix}$$

is the  $\ell \times \ell$  permutation matrix representing the *right* cyclic shift by *one* position. Since  $P^\ell = I$ , we see that the ring of all  $\ell \times \ell$  circulant matrices over  $\mathbb{F}_q$  is isomorphic to the ring  $\mathbb{F}_q^{(\ell)} = \mathbb{F}_q[x]/(x^\ell - 1)$  of polynomials over  $\mathbb{F}_q$  modulo the polynomial  $x^\ell - 1$ .

Hence the circulant matrix  $A$  can be uniquely represented by the polynomial  $a(x) = a_0 + a_1 x + \dots + a_{\ell-1} x^{\ell-1}$  and the product  $C = AB$  of two circulant matrices represented by polynomials  $a(x), b(x) \in R_\ell$  corresponds to the polynomial

$$c(x) = a(x)b(x) \bmod x^\ell - 1 \quad (6)$$

which is called the *cyclic convolution* of  $a(x)$  and  $b(x)$ . Likewise, if we want to find a matrix-vector product  $c = Ab$ , where  $b = (b_0, \dots, b_{\ell-1})^T$  and  $c = (c_0, \dots, c_{\ell-1})^T$  are column vectors corresponding to the polynomials  $b(x)$  and  $c(x)$  we can also use the cyclic convolution (6).

##### C. Dimension of generalized bicycle codes

Hence to define two binary circulant  $\ell \times \ell$  matrices  $A$  and  $B$  we need to provide two binary polynomials  $a(x), b(x) \in \mathbb{F}_2^{(\ell)}$ . The dimension<sup>11</sup>  $k$  of the corresponding CSS  $[[2\ell, k]]$  code is given by the following proposition.

<sup>11</sup>Let us point out that the this dimension formula was given in the paper [10, Theorem 2] in a slightly more complex form. A similar formula was proved only in the special case of single generator codes.



**Proposition 1.** *The dimension  $k$  of the the generalized bicycle  $[[2\ell, k]]$  code defined by polynomials  $a(x), b(x) \in \mathbb{F}_2^{(\ell)}$  is given by the formula:*

$$k = 2 \deg g(x), \quad (7)$$

where  $g(x) = \gcd(a(x), b(x), x^\ell - 1)$ .

To prove this formula we show that  $\text{rank } H_X = \text{rank } H_Z = n - \deg g(x)$  and use formula (4) for the dimension of CSS codes.

Let us first find the rank of the matrix  $H_X = [A, B]$ , which is equal to the dimension of its column space. It is easy to see that the column space of  $H_X$  (called its *syndrome space*) is equal to the following set:

$$\{Au^T + Bv^T \mid u, v \in \mathbb{F}_2^\ell\}.$$

Using the described above polynomial representation of column vectors and circulant matrices we can consider this set as the following set of polynomials from the ring  $\mathbb{F}_2^{(\ell)}$ :

$$\{a(x)u(x) + b(x)v(x) \mid u(x), v(x) \in \mathbb{F}_2^{(\ell)}\}.$$

It is easy to verify that this set is the principal<sup>12</sup> ideal of the ring  $\mathbb{F}_2^{(\ell)}$  generated by  $g(x)$ . Hence it is the cyclic code  $\mathcal{C}_g$  with generator polynomial  $g(x)$ , and we proved that  $\text{rank } H_X = \dim \mathcal{C}_g = n - \deg g(x)$ . We call this cyclic code  $\mathcal{C}_g$  the *syndrome code* of  $H_X$  since its codewords are precisely the polynomial representations of the syndrome space of  $H_X$ .

To complete the proof we also need to show that  $\text{rank } H_Z = n - \deg g(x)$ . Using similar arguments as above we can consider the syndrome code for  $H_Z$  and show that it is generated by the “transposed” polynomial  $g^*(x) = g(x^{-1})$ . Though the codes generated by the polynomials  $g(x)$  and  $g^*(x)$  may differ they always have the same dimension since the corresponding circulant matrices  $G$  and  $G^T$  have the same rank. Hence we also proved that  $\text{rank } H_Z = n - \deg g(x)$  and the proof of formula (7) is complete.

#### D. Construction methods

The proof of Proposition 1 gives us also some valuable information how to find generalized bicycle codes with high dimension. If we fix the circulant size  $\ell$  then all possible dimensions  $k$  of the generalized bicycle codes with this circulant size are characterized by the degrees of all possible factors of the polynomial  $x^\ell - 1$ . Indeed, for each factor  $g(x)$  of the polynomial  $x^\ell - 1$  we can always choose polynomials  $a(x), b(x) \in \mathbb{F}_2^{(\ell)}$  such that:

$$a(x) \bmod g(x) = b(x) \bmod g(x) = 0 \quad (8)$$

since these polynomials are just two codewords from the cyclic code  $\mathcal{C}_g$  generated by  $g(x)$ , which we called the syndrome code of  $H_X$ . In order to produce a  $w$ -limited QLDPC we need to find low weight polynomials codewords. In practice this can be accomplished by several methods. If the circulant size  $\ell$  is relatively small we can find  $a(x), b(x)$  by an exhaustive search over all polynomials of the given weight.

<sup>12</sup>An ideal  $I$  in a ring  $R$  is *principal* if  $I = \{au \mid u \in R\}$  for some  $a \in R$ .

Another alternative is to generate random polynomials of the given weight from  $\mathbb{F}_2^{(\ell)}$  until we find a pair of polynomials that satisfies condition (8). Since the probability that a random polynomial of the given weight belong to  $\mathcal{C}_g$  is equal approximately to  $2^{-\deg g(x)}$ ; than if we test more then  $2^{\deg g(x)}$  random polynomials we will find a polynomial from  $\mathcal{C}_g$  with high probability.

When we find a pair of polynomials  $a(x), b(x)$  we also need to check that the corresponding code has good error correcting performance. This can be done by a simulation of the corresponding generalized bicycle code.

All the polynomials  $a(x), b(x)$  for the generalized bicycle codes described in Appendix B were found by the described above methods.

#### E. Bicycle codes with syndrome protection

Another important observation made in the proof of Proposition 1 is that the syndrome codes of the parity-check matrices  $H_X$  and  $H_Z$  are the cyclic codes with generator polynomials  $g(x)$  and  $g^*(x)$  respectively. Let us mention that the syndrome code of a parity-check matrix is precisely the set of all possible syndromes for it. Hence if we use generator polynomials  $g(x)$  and  $g^*(x)$  that define cyclic codes with minimum distance  $d$  we see that the syndromes for matrices  $H_X$  and  $H_Z$  are protected by these cyclic codes. Since the syndrome measurements for quantum codes are performed by a faulty hardware some additional protection of syndromes may be used to improve the the reliability of syndrome measurements[26], [27]. Let us also mention that the polynomials  $g(x)$  and  $g^*(x)$  always produce cyclic codes  $\mathcal{C}_g$  and  $\mathcal{C}_{g^*}$  with the same minimum distance since the “transposition” map

$$c(x) = \sum_{i=0}^{\ell-1} c_i x^i \mapsto c^*(x) = \sum_{i=0}^{\ell-1} c_i x^{\ell-i} \bmod x^\ell - 1$$

is an automorphism of the ring  $\mathbb{F}_2^{(\ell)}$  that respects the weight of the polynomials, and we have that  $\mathcal{C}_{g^*} = \{c^*(x) \mid c(x) \in \mathcal{C}_g\}$ .

Hence we can use any cyclic code with generator polynomial  $g(x)$  and minimum distance  $d$  to construct a code, where the syndromes for  $H_X$  and  $H_Z$  are protected by cyclic codes with minimum distance  $d$ . It is important to note the weights of the polynomials  $a(x), b(x)$  is always not smaller than this minimum distance  $d$  since  $a(x), b(x) \in \mathcal{C}_g$ .

#### F. Comparison with other codes

Let us consider several examples.

*Example 1.* Let us consider the primitive narrow-sense BCH [127, 14, 5] code  $\mathcal{C}_g$  with generator polynomial:

$$g(x) = (x^7 + x + 1) \cdot (x^7 + x^5 + x^3 + x + 1).$$

If we set  $a(x) = 1 + x^{15} + x^{20} + x^{28} + x^{66}$  and  $b(x) = 1 + x^{58} + x^{59} + x^{100} + x^{121}$  we obtain the generalized bicycle  $[[254, 28]]$  code. Its minimum distance is not available but the performance of this code (see Fig. 1, code A1) is almost the same as the performance of hypergraph product  $[[7938, 578, 16]]$  code obtained from the two identical circulant parity-check matrices  $H$  of the cyclic code  $[63, 17, 16]$  code



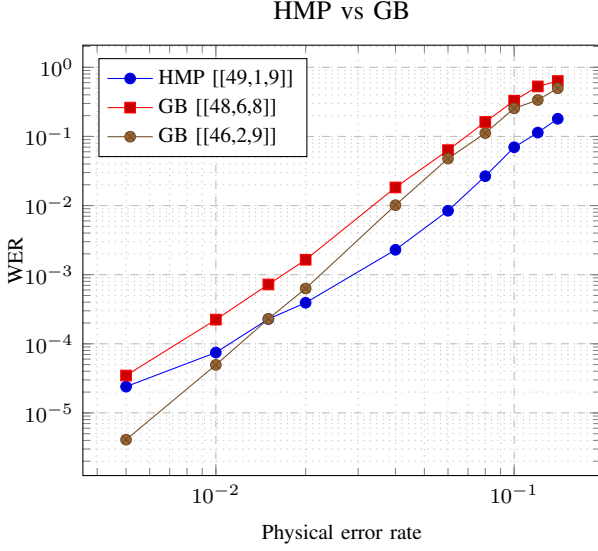


Fig. 4. Comparison between the generalized bicycle (GB) codes (A3 and A4 in Appendix B) and the  $[[49, 1, 9]]$  homological product (HMP) code from [8].

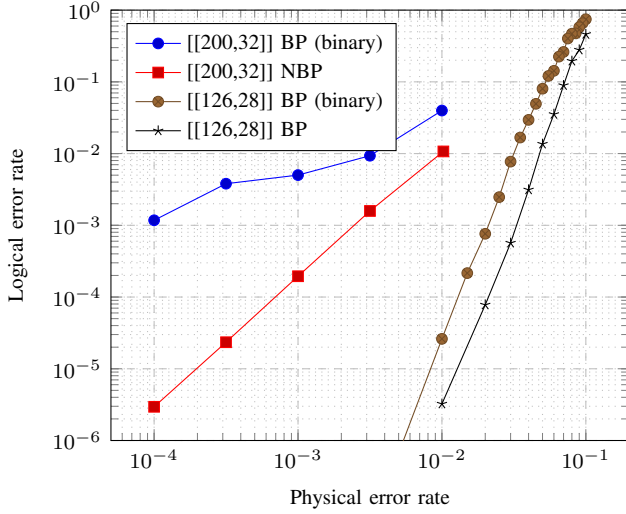


Fig. 5. The performance of the  $[[200, 32]]$  code with the neural BP (NBP) decoder from [28] and the performance of the  $[[126, 28, 8]]$  generalized bicycle code A2 with the BP decoder (binary and non-binary).

defined by the polynomial  $h(x) = 1 + x^3 + x^{34} + x^{41} + x^{57}$ . This particular code was chosen in order to match the high rate of the  $[[254, 28]]$  code. It is important to note that both codes do not have 4-cycles in matrices  $H_X$  and  $H_Z$ , and they have the same weight of stabilizers. It is also interesting that the performance of the  $[[254, 28]]$  code is almost the same even under the classical BP decoder without OSD post-processing. The reason of such good performance with the BP decoder is not fully understood. One of the possible explanations is related with the trapping set structure of the  $[[254, 28]]$  code. Since its syndrome code has minimum distance 5 it can

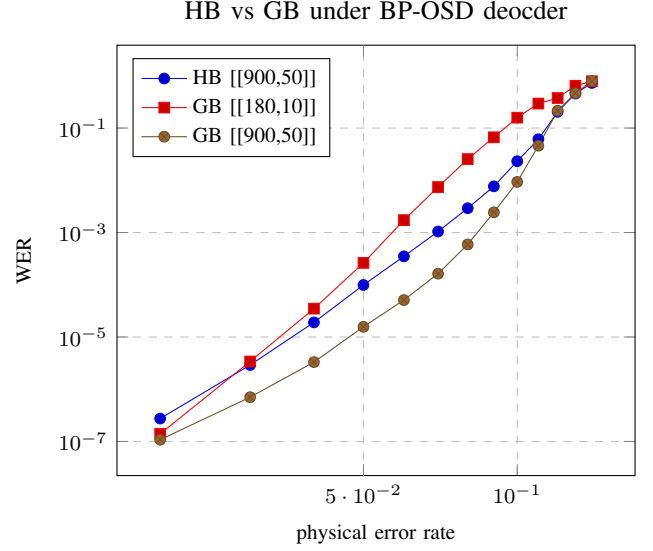


Fig. 6. Comparison between hyperbicycle (HB) code and generalized bicycle codes (GB) under BP-OSD decoder.

not have  $(a, b)$  trapping sets<sup>13</sup> with  $b < 5$ . It is very well known[29] that  $(a, b)$  trapping sets with small  $a$  and  $b$  may greatly decrease the performance of the BP decoder. And the  $[[254, 28]]$  can not have the most harmful trapping sets.

*Example 2.* Let us consider the cyclic  $[63, 14, 5]$  code with the generator polynomial

$$g(x) = (x^2 + x + 1) \cdot (x^6 + x^5 + 1) \cdot (x^6 + x^5 + x^4 + x + 1)$$

If we set  $a(x) = 1 + x + x^{14} + x^{16} + x^{22}$ ,  $b(x) = 1 + x^3 + x^{13} + x^{20} + x^{42}$  we obtain the generalized bicycle  $[[126, 28]]$  code. Its performance with the standard BP decoder (binary and non-binary) is shown on Fig. 5, code A2. We compared its performance with the performance of the neural BP decoder for the Mackay bicycle  $[[200, 32]]$  code constructed in [28]. Such big difference in the performance is mostly because the QLDPC  $[[200, 32]]$  code used in [28] has small minimum distance compared to the  $[[126, 28]]$  code with minimum distance is 8. This minimum distance was found by an exhaustive search (see Appendix B). Another possible reason is because the neural BP decoder proposed in [28] was based on the binary BP, which usually has worse performance than its non-binary version.

*Example 3.* In this example we constructed two very small 8-limited generalized bicycle codes (the  $[[48, 6, 8]]$  code A3 and the  $[[46, 2, 9]]$  code A4, see Appendix B). We compared their performance (see Fig. 4) with the performance of a 8-limited  $[[49, 1, 9]]$  homological product (HMP) code from [8] using the BP with OSD-like post-processing. As we can see the performance of the new constructed codes is similar to the  $[[49, 1, 9]]$  code. At the same time, their rates are much higher.

*Example 4.* On Fig. 6 we compared the performance of the hyperbicycle  $[[900, 50, 14]]$  code from [10] with a new

<sup>13</sup>An  $(a, b)$  trapping set or a near-codeword for a parity-check matrix  $H$  is a vector  $v$  of weight  $a$  such that the corresponding syndrome  $s^T = H v^T$  has weight  $b$ .

generalized bicycle  $[[180, 10]]$  code (code A5 in Appendix B). We can see that the performance of the generalized bicycle  $[[180, 10]]$  code is similar to the hyperbicycle  $[[900, 50, 14]]$  code. At the same time, it has the same weight of stabilizers and has 5 times smaller code length.

## V. GENERALIZATION OF HYPERGRAPH PRODUCT CODES

### A. Hypergraph product codes

In this section we propose a new generalization of the hypergraph product codes[7] in the case when one of the parity-check matrices in the product is square. Let us first remind the definition of these codes in a matrix form[9]. Suppose we have an  $[n_a, k_a, d_a]$  linear code  $\mathcal{C}_a$  and an  $[n_b, k_b, d_b]$  linear code  $\mathcal{C}_b$  defined by parity-check matrices<sup>14</sup>  $a \in \mathcal{M}_{m_a \times n_a}(\mathbb{F}_2)$  and  $b \in \mathcal{M}_{m_b \times n_b}(\mathbb{F}_2)$  respectively. Then the hypergraph product code is the CSS  $[[N, K, d]]$  code with  $H_X = (a \otimes I_{m_b}, I_{m_a} \otimes b)$  and  $H_Z = (I_{n_a} \otimes b^T, a^T \otimes I_{n_b})$ , where  $N = n_a m_b + n_b m_a$ ,  $K = 2k_a k_b - k_a(n_b - m_b) - k_b(n_a - m_a)$ . As it was shown in [7], the minimum distance  $d$  of the hypergraph product code  $\mathcal{C}$  satisfies the following lower bound:

$$d \geq \min(d_a, d_b, d_a^T, d_b^T),$$

where  $d_a^T$  and  $d_b^T$  are the minimal distances of the “transposed” codes  $\mathcal{C}_a^T$  and  $\mathcal{C}_b^T$  defined by the parity-check matrices  $a^T$  and  $b^T$  respectively. It is important to note that if the matrices  $a$  and  $b$  are  $(w_c, w_r)$ -limited then the corresponding CSS code  $\mathcal{C}$  is  $w$ -limited, where  $w = w_c + w_r$ . Hence, using known asymptotically good families of classical LDPC codes with  $(w_c, w_r)$ -limited parity check-matrices, it is possible[7] to construct  $w$ -limited CSS codes with asymptotically non-zero rate and  $d = \Theta(\sqrt{n})$  as  $n \rightarrow \infty$ . In [9] the hypergraph product construction was further improved and it was shown that it is also possible to construct good hypergraph product codes using square parity-check matrices  $a$  and  $b$ . In fact many of the best known small length hypergraph product codes are constructed using square parity check matrices of cyclic codes (see [9], [10]). In [10] the hyperbicycle CSS codes, which generalize both the generalized bicycle and hypergraph product codes, were proposed. Here we consider another generalization of the hypergraph product codes where the matrix  $b$  is square.

### B. Generalized hypergraph product codes

In this section by a *ring* we always mean a commutative ring with identity. Let  $R$  be a ring. We denote the ring of all  $m \times n$  matrices over  $R$  by  $\mathcal{M}_{m \times n}(R)$  or by  $\mathcal{M}_n(R)$  when  $m = n$ . If  $R$  is the ring of  $\ell \times \ell$  matrices over some field  $\mathbb{F}$  we identify the elements of  $\mathcal{M}_{m \times n}(R)$  with the corresponding block matrices from  $\mathcal{M}_{m\ell \times n\ell}(\mathbb{F})$ .

Consider a binary matrix  $b \in \mathcal{M}_\ell(\mathbb{F}_2)$ . We say that the matrix  $b$  and a ring  $R \subseteq \mathcal{M}_\ell(\mathbb{F}_2)$  *commute* if all matrices from  $R$  commute with  $b$ .

*Example 5.* Consider  $b \in \mathcal{M}_\ell(\mathbb{F}_2)$  and  $R = \{0, I\}$ , where  $0$  and  $I$  are the zero and the identity matrices from  $\mathcal{M}_\ell(\mathbb{F}_2)$  respectively; then  $b$  and  $R$  always commute.

*Example 6.* Let  $b$  be a binary circulant matrix and  $R$  be the ring of all binary circulant matrices of the same size; then  $b$  and  $R$  always commute.

Suppose that a matrix  $b \in \mathcal{M}_\ell(\mathbb{F}_2)$  and a ring  $R \subseteq \mathcal{M}_\ell(\mathbb{F}_2)$  commute. Consider a matrix  $A = (a_{ij})_{m \times n} \in \mathcal{M}_{m \times n}(R)$ . We denote by  $\mathcal{C}(A, b)$  the CSS code with the following parity-check matrices<sup>15</sup>:

$$H_X = [A, bI_m], H_Z = [b^T I_n, A^*], \quad (9)$$

where  $A^* = (a_{ji}^T)_{n \times m}$ , and  $I_m, I_n$  are the identity matrices over  $R$  of size  $m$  and  $n$  respectively. The correctness of this definition follows from the following:

$$H_X H_Z^T = [A, bI_m] \begin{bmatrix} I_n b \\ A \end{bmatrix} = Ab + bA = 0.$$

The code length  $N$  of the CSS code  $\mathcal{C}(A, b)$  is given by  $N = (m + n)\ell$ . We will show later how to find the dimension  $K$  of the code  $\mathcal{C}(A, b)$  in a special case.

One can easily verify that if we take a matrix  $b \in \mathcal{M}_\ell(\mathbb{F}_2)$  and the ring  $R = \{0, I\}$  (as in Example 5) then the CSS code  $\mathcal{C}(A, b)$  is the hypergraph product code defined by the binary  $m \times n$  matrix  $\tilde{a} = (\tilde{a}_{ij})_{m \times n}$  and the binary  $\ell \times \ell$  matrix  $b$ , where for all  $i \in [m], j \in [n]$  we have:

$$\tilde{a}_{ij} = \begin{cases} 0, & \text{if } a_{ij} = 0; \\ 1, & \text{if } a_{ij} = I. \end{cases}$$

We can also see that the ansatz with two commuting matrices  $A$  and  $B$  given in (5) is also a special case of the new ansatz described in (9), where the the matrix  $A$  is a  $1 \times 1$  block matrix.

### C. Quasi-cyclic generalized hypergraph product codes

Now, let us take  $b$  and  $R$  as in Example 6. Hence  $b$  is a binary circulant matrix and  $R$  is the ring of all binary circulant matrices of the same size. In this case the matrices  $H_X$  and  $H_Z$  defined by (9) are block matrices, where each block is a binary circulant matrices of size  $\ell$ . Such matrices are called *quasi-cyclic*. Quasi-cyclic (QC) matrices are well known in classical coding theory. In fact, most of the best known practical classical LDPC codes have QC parity-check matrices. We will show in this section how to find the dimension of the generalized hypergraph product codes defined by (9). For simplicity we consider here only the case when the circulant size  $\ell$  is odd. Before we can provide the formula for the dimension we need some supplementary definitions from algebra.

Here we adopt the polynomial representation of QC matrices used in [30], [31]. For any polynomial  $p(x) \in \mathbb{F}_q[x]$  of degree  $d$  we consider the ring  $\mathbb{F}_q[x]/(p(x))$  of polynomials  $f_0 + f_1x + \dots + f_{d-1}x^{d-1} \in \mathbb{F}_q[x]$  with addition and multiplication modulo  $p(x)$ . By  $\mathbb{F}_q^d$  denote the  $d$ -dimensional space of the  $d \times 1$  column vectors over  $\mathbb{F}_q$ . We identify an element  $f(x) \in \mathbb{F}_q[x]/(p(x))$  with the corresponding column vector  $f = (f_0, \dots, f_{d-1})^T \in \mathbb{F}_q^d$ .

<sup>15</sup>Let us warn the reader that we understand  $H_X$  and  $H_Z$  as the corresponding binary block matrices (not as matrices over  $\mathcal{M}_\ell(\mathbb{F}_2)$ ).

<sup>14</sup>The parity-check matrices are not necessary full rank.

Let us recall that by  $\mathbb{F}_2^{(\ell)}$  we denote the ring of circulants  $\mathbb{F}_2[x]/(x^\ell - 1)$ . We use the standard identification of the circulant  $\ell \times \ell$  matrices over  $\mathbb{F}_2$  with the elements of the ring  $\mathbb{F}_2^{(\ell)}$ , where a column vector  $a \in \mathbb{F}_2^{(\ell)}$  corresponds to the circulant matrix with the first column equal to  $a$ . Using this identification we can consider an  $m\ell \times n\ell$  QC matrix over  $\mathbb{F}_2$  of circulant size  $\ell$  as an  $m \times n$  matrix over the ring  $\mathbb{F}_2^{(\ell)}$ . We also consider  $n \times 1$  column vectors over  $\mathbb{F}_2^{(\ell)}$  as  $n\ell \times 1$  column vectors over  $\mathbb{F}_2$ . Given the above identification we consider multiplication of an  $m\ell \times n\ell$  QC matrix by an  $n\ell \times 1$  column vector over  $\mathbb{F}_2$  as multiplication of an  $m \times n$  matrix by an  $n \times 1$  column vector over  $\mathbb{F}_2^{(\ell)}$ .

The algebraic structure of the ring  $\mathbb{F}_2^{(\ell)}$  is very well studied in the literature (see Appendix A for further details). Since we consider the case when  $\ell$  is odd, the polynomial  $x^\ell - 1$  factors into a product of irreducible polynomials over  $\mathbb{F}_2$

$$x^\ell - 1 = f_1(x) \cdots f_s(x). \quad (10)$$

Hence the ring  $\mathbb{F}_2^{(\ell)}$  is isomorphic to the direct product of finite fields:

$$\mathbb{F}_2^{(\ell)} \cong F_1 \times \cdots \times F_s, \quad (11)$$

where the field  $F_i = \mathbb{F}_2[x]/(f_i(x))$  has the size  $2^{d_i}$ ;  $d_i = \deg f_i(x)$ ,  $i \in [s]$ . Let us consider the maps  $\varphi_i: \mathbb{F}_2^{(\ell)} \rightarrow F_i$  given by the formula:

$$\varphi_i: u(x) \mapsto u(x) \bmod f_i(x), i \in [s].$$

We also naturally extend this map to any vectors and matrices over  $\mathbb{F}_2^{(\ell)}$ . The following lemma is the key to the dimension formula for the QC generalized hypergraph product codes.

**Lemma 1.** *Let  $A \in \mathcal{M}_{m \times n}(\mathbb{F}_2^{(\ell)})$  be a binary QC matrix. Then its rank (over  $\mathbb{F}_2$ ) is given by:*

$$\text{rank}_{\mathbb{F}_2} A = \sum_{i=1}^s d_i \text{rank}_{F_i} \varphi_i(A)$$

*Proof:* The lemma easily follows from the isomorphism shown in (11) between  $\mathbb{F}_2^{(\ell)}$  and the direct product of the fields  $F_1, \dots, F_s$ . Indeed, let  $r_i = \text{rank}_{F_i} \varphi_i(A)$ ,  $i \in [s]$ . Let  $A_1, \dots, A_n$  be the columns of  $A$ . It is easy to see that each vector  $v$  that belongs to the column space of the matrix  $A$  can be represented as follows:

$$v = A_1 u_1 + \cdots + A_n u_n,$$

where  $u_1, \dots, u_n \in \mathbb{F}_2^{(\ell)}$ . Then we see that the cardinality of the column space of the non-binary matrix  $\varphi_i(A)$  over the field  $F_i$  is equal to  $(2^{d_i})^{r_i} = 2^{d_i r_i}$ . Hence using the isomorphism (11) we conclude that the number of different vectors in the column space of the matrix  $A$  is equal to

$$\prod_{i=1}^s 2^{d_i r_i} = 2^{\sum_{i=1}^s d_i r_i},$$

and we proved that  $\text{rank}_{\mathbb{F}_2} A = \sum_{i=1}^s d_i r_i$ . ■

The following proposition provides the formula for the dimension of the QC CSS code  $\mathcal{C}(A, b)$ .

**Proposition 2.** *Consider  $b(x) \in \mathbb{F}_2^{(\ell)}$ ,  $A \in \mathcal{M}_{m \times n}(\mathbb{F}_2^{(\ell)})$ , where  $\ell$  is odd. Let  $g(x) = \gcd(b(x), x^\ell - 1) = \prod_{i \in S} f_i(x)$ ,*

*$S \subseteq [s]$ , where  $f_i(x)$  are some irreducible polynomials from (10), and  $F_i = \mathbb{F}_2[x]/(f_i(x))$ ,  $i \in S$ , are the corresponding finite fields. Then  $\mathcal{C}(A, b)$  is the CSS  $[[N, K]]$  code, where  $N = (m + n)\ell$  and*

$$K = \sum_{i \in S} \deg f_i(x) (m + n - 2 \text{rank}_{F_i} \varphi_i(A)).$$

*Proof:* The proof idea is the following. Let us mention that  $\varphi_i(H_X) = [\varphi_i(A), 0]$  for all  $i \in S$ . Hence we have  $\text{rank}_{F_i} \varphi_i(H_X) = \text{rank}_{F_i} \varphi_i(A)$ , for all  $i \in S$ . At the same time for  $i \in [s] \setminus S$ , we obtain

$$\text{rank}_{F_i} \varphi_i(H_X) = \text{rank}_{F_i} [\varphi_i(A), \varphi_i(b)I_m] = m,$$

since for all  $i \in [s] \setminus S$  we have that  $\varphi_i(b) \neq 0$  and therefore the non-binary matrix  $\varphi_i(H_X)$  is full rank. Hence by applying Lemma 1 to the matrix  $H_X$  we have:

$$\begin{aligned} m\ell - \text{rank } H_X &= \sum_{i=1}^s \deg f_i(x) (m - \text{rank}_{F_i} \varphi_i(H_X)) \\ &= \sum_{i \in S} \deg f_i(x) (m - \text{rank}_{F_i} \varphi_i(A)). \end{aligned}$$

In order to complete the proof we need also to find the rank of the matrix  $H_Z$ . It is easier to find the rank of the matrix  $H'_Z$  obtained from  $H_Z$  by the application of the “transposition” map  $u \mapsto u^*$  to each element. Since the transposition map is an automorphism on the ring  $\mathbb{F}_2^{(\ell)}$  we see that the number of vectors in the row space of  $H_Z$  and the row space of  $H'_Z$  is the same. Hence  $\text{rank } H_Z = \text{rank } H'_Z$ . The rank of the matrix  $H'_Z = [bI_n, A^T]$ , can be found in the same way as for the matrix  $H_X$ :

$$\begin{aligned} n\ell - \text{rank } H'_Z &= \sum_{i=1}^s \deg f_i(x) (n - \text{rank}_{F_i} \varphi_i(H'_Z)) \\ &= \sum_{i \in S} \deg f_i(x) (n - \text{rank}_{F_i} \varphi_i(A^T)) \\ &= \sum_{i \in S} \deg f_i(x) (n - \text{rank}_{F_i} \varphi_i(A)). \end{aligned}$$

Now, we apply formula (4) for the CSS dimension and obtain:

$$\begin{aligned} K &= N - \text{rank } H_X - \text{rank } H_Z \\ &= (m\ell - \text{rank } H_X) + (n\ell - \text{rank } H'_Z) \\ &= \sum_{i \in S} \deg f_i(x) (m + n - 2 \text{rank}_{F_i} \varphi_i(A)). \end{aligned}$$

This concludes the proof. ■

**Example 7.** On Fig. 7 you can see the performance (under the BP-OSD decoder) of two codes: the  $[[1922, 50, 16]]$  hypergraph product (HP) code (code C2 in Appendix B) and the  $[[882, 24]]$  generalized hypergraph product (GHP) code (B1 in Appendix B). You can see that Code C2 has an error floor due to large amount of low weight codewords.

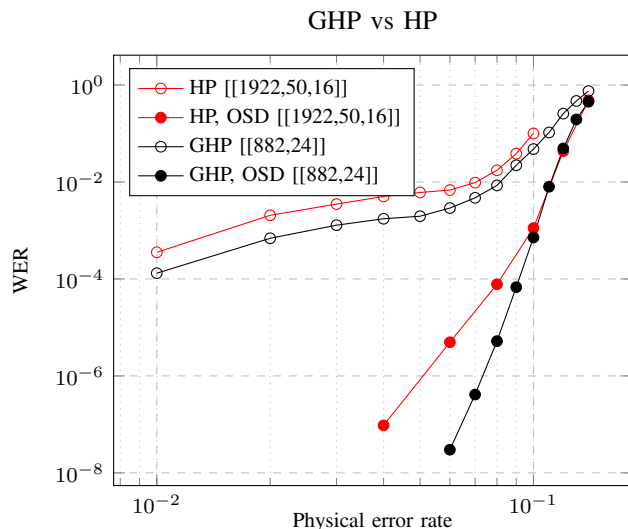


Fig. 7. Comparison between the  $[[1922,50,16]]$  hypergraph product (HP) code (C2) and the  $[[882,24]]$  generalized hypergraph product (GHP) code (B1). Code C2 has an error floor due to large amount of low weight codewords.

## VI. CONCLUSION

We proposed a new modification of the BP decoder based on an OSD-like post-processing that shows on some codes much better performance than all the modifications known to the authors. We also constructed several new generalized bicycle codes that show very good performance compared to the other known codes with similar parameters. We proposed a new ansatz for quantum CSS codes and showed how to estimate the dimension of such codes in some special cases. Unfortunately, we did not find any nontrivial general lower bound on the minimum distance of such codes. We think that to find such a bound is an interesting open problem since this class contains some already known good QLDPC codes and the practical performance of some previously unknown codes from it is also quite good. Finally, we compared the performance of one of the code from the new family and showed that it has better performance than a relatively large surface code with similar code length decoded by a near optimal decoder.

## ACKNOWLEDGMENT

The authors would like to thank Dr. Xuechang Zhang from Huawei Technologies Co., Ltd. for the support of this work and for useful discussion.

## REFERENCES

- [1] E. Dennis, A. Kitaev, A. Landahl, and J. Preskill, "Topological quantum memory," *Journal of Mathematical Physics*, vol. 43, no. 9, pp. 4452–4505, 2002. [Online]. Available: <https://doi.org/10.1063/1.1499754>
- [2] M. H. Freedman and D. A. Meyer, "Projective plane and planar quantum codes," *Foundations of Computational Mathematics*, vol. 1, no. 3, pp. 325–332, Jul 2001. [Online]. Available: <https://doi.org/10.1007/s102080010013>
- [3] H. Bombin and M. A. Martin-Delgado, "Topological quantum distillation," *Phys. Rev. Lett.*, vol. 97, p. 180501, Oct 2006. [Online]. Available: <https://link.aps.org/doi/10.1103/PhysRevLett.97.180501>
- [4] D. S. Wang, A. G. Fowler, and L. C. L. Hollenberg, "Surface code quantum computing with error rates over 1%," *Phys. Rev. A*, vol. 83, p. 020302, Feb 2011. [Online]. Available: <https://link.aps.org/doi/10.1103/PhysRevA.83.020302>

- [5] S. Bravyi, M. Suchara, and A. Vargo, "Efficient algorithms for maximum likelihood decoding in the surface code," *Phys. Rev. A*, vol. 90, p. 032326, Sep 2014. [Online]. Available: <https://link.aps.org/doi/10.1103/PhysRevA.90.032326>
- [6] N. P. Breuckmann and B. M. Terhal, "Constructions and noise threshold of hyperbolic surface codes," *IEEE Transactions on Information Theory*, vol. 62, no. 6, pp. 3731–3744, June 2016.
- [7] J. Tillich and G. Zémor, "Quantum ldpc codes with positive rate and minimum distance proportional to  $n^{1/2}$ ," in *2009 IEEE International Symposium on Information Theory*, June 2009, pp. 799–803.
- [8] S. Bravyi and M. B. Hastings, "Homological product codes," in *Proceedings of the Forty-sixth Annual ACM Symposium on Theory of Computing*, ser. STOC '14. New York, NY, USA: ACM, 2014, pp. 273–282. [Online]. Available: <http://doi.acm.org/10.1145/2591796.2591870>
- [9] A. A. Kovalev and L. P. Pryadko, "Improved quantum hypergraph-product ldpc codes," in *2012 IEEE International Symposium on Information Theory Proceedings*, July 2012, pp. 348–352.
- [10] A. A. Kovalev and L. P. Pryadko, "Quantum kronecker sum-product low-density parity-check codes with finite rate," *Phys. Rev. A*, vol. 88, p. 012311, Jul 2013. [Online]. Available: <https://link.aps.org/doi/10.1103/PhysRevA.88.012311>
- [11] Z. Babar, P. Botsinis, D. Alanis, S. X. Ng, and L. Hanzo, "Fifteen years of quantum ldpc coding and improved decoding strategies," *IEEE Access*, vol. 3, pp. 2492–2519, 2015.
- [12] M. Hagiwara and H. Imai, "Quantum quasi-cyclic ldpc codes," in *2007 IEEE International Symposium on Information Theory*, June 2007, pp. 806–810.
- [13] M. P. C. Fossorier and S. Lin, "Soft-decision decoding of linear block codes based on ordered statistics," *IEEE Transactions on Information Theory*, vol. 41, no. 5, pp. 1379–1396, Sep. 1995.
- [14] M. P. C. Fossorier, "Iterative reliability-based decoding of low-density parity check codes," *IEEE Journal on Selected Areas in Communications*, vol. 19, no. 5, pp. 908–917, May 2001.
- [15] B. Dorsch, "A decoding algorithm for binary block codes and  $j$ -ary output channels (corresp.)," *IEEE Transactions on Information Theory*, vol. 20, no. 3, pp. 391–394, May 1974.
- [16] J. Haah, "Local stabilizer codes in three dimensions without string logical operators," *Phys. Rev. A*, vol. 83, p. 042330, Apr 2011. [Online]. Available: <https://link.aps.org/doi/10.1103/PhysRevA.83.042330>
- [17] D. Poulin and Y. C., "On the iterative decoding of sparse quantum codes," *Quantum Info. Comput.*, vol. 8, no. 10, pp. 987–1000, Nov. 2008. [Online]. Available: <http://dl.acm.org/citation.cfm?id=2016985.2016993>
- [18] Y. Wang, B. C. Sanders, B. Bai, and X. Wang, "Enhanced feedback iterative decoding of sparse quantum codes," *IEEE Transactions on Information Theory*, vol. 58, no. 2, pp. 1231–1241, Feb 2012.
- [19] A. Rigby, J. Olivier, and P. Jarvis, "Modified belief propagation decoders for quantum ldpc codes," *arXiv*, March 2019. [Online]. Available: <http://arxiv.org/abs/1903.07404v1>
- [20] D. Gottesman, "Stabilizer codes and quantum error correction," Ph.D. dissertation, California Institute of Technology, 1993, quant-ph/9705052.
- [21] A. R. Calderbank and P. W. Shor, "Good quantum error-correcting codes exist," *Phys. Rev. A*, vol. 54, pp. 1098–1105, Aug 1996. [Online]. Available: <https://link.aps.org/doi/10.1103/PhysRevA.54.1098>
- [22] R. G. Gallager, *Low-Density Parity-Check Codes*. M.I.T. Press, Cambridge, MA, 1963.
- [23] R. M. Tanner, "A recursive approach to low complexity codes," *Information Theory, IEEE Transactions on*, vol. 27, no. 5, pp. 533–547, 1981.
- [24] M. Fossorier, D. Declercq, and E. Biglieri, *Channel Coding: Theory, Algorithms, and Applications*. Academic Press, July 2014.
- [25] D. J. C. Mackay, *Information Theory, Inference and Learning Algorithms*. Cambridge, UK: Cambridge University Press, Oct. 2003.
- [26] H. Bombin, R. W. Chhajlany, M. Horodecki, and M. A. Martin-Delgado, "Self-correcting quantum computers," *New Journal of Physics*, vol. 15, no. 5, p. 055023, may 2013. [Online]. Available: <https://doi.org/10.1088%2F1367-2630%2F15%2F5%2F055023>
- [27] Y. Fujiwara, "Ability of stabilizer quantum error correction to protect itself from its own imperfection," *Phys. Rev. A*, vol. 90, p. 062304, Dec 2014. [Online]. Available: <https://link.aps.org/doi/10.1103/PhysRevA.90.062304>
- [28] Y.-H. Liu and D. Poulin, "Neural belief-propagation decoders for quantum error-correcting codes," *arXiv*, 2018.
- [29] T. Richardson, "Error-floors of ldpc codes," in *Proceedings of the 41st Annual Conference on Communication, Control and Computing*, 2003, pp. 1426–1435.
- [30] K. Lally and P. Fitzpatrick, "Algebraic structure of quasicyclic codes," *Discrete Applied Mathematics*, vol. 111, no. 1–2, pp. 157–175, 2001.

- [31] R. Smarandache and P. Vontobel, "Quasi-cyclic LDPC codes: Influence of proto- and tanner-graph structure on minimum Hamming distance upper bounds," *IEEE Transactions on Information Theory*, vol. 58, no. 2, pp. 585–607, 2012.
- [32] S. Ling, H. Niederreiter, and P. Solé, "On the algebraic structure of quasi-cyclic codes IV: Repeated roots," *Designs, Codes and Cryptography*, vol. 38, pp. 337–361, 2006.

## APPENDIX A

### ALGEBRAIC STRUCTURE OF THE RING $\mathbb{F}_q^{(\ell)}$

Let  $\mathbb{F}_q$  be a finite field of characteristics 2. The algebraic structure of the ring  $\mathbb{F}_q^{(\ell)}$  is well studied in the coding literature (see, e.g., [32]). Below we briefly review it.

First, let us consider the special case when  $\ell$  is odd. In this case the polynomial  $x^\ell - 1$  factors into a product of irreducible polynomials over  $\mathbb{F}_q$

$$x^\ell - 1 = f_1(x) \cdots f_s(x). \quad (12)$$

This is true, since

$$\gcd((x^\ell - 1)', x^\ell - 1) = \gcd(\ell x^{\ell-1}, x^\ell - 1) = 1,$$

and the polynomial  $x^\ell - 1$  is square-free.

In the general case we have  $\ell = 2^e \ell'$ , where  $\ell'$  is odd. Hence it follows that

$$x^\ell - 1 = x^{2^e \ell'} - 1 = (x^{\ell'} - 1)^{2^e}.$$

Moreover, since  $\ell'$  is odd, we can apply the factorization (12) to the polynomial  $x^{\ell'} - 1$  and obtain that

$$x^\ell - 1 = (f_1(x))^{2^e} \cdots (f_s(x))^{2^e}. \quad (13)$$

Since the polynomials  $(f_1(x))^{2^e}, \dots, (f_s(x))^{2^e}$  are pairwise coprime, from the Chinese remainder theorem it follows that the ring  $\mathbb{F}_q^{(\ell)}$  is isomorphic to the direct product

$$R_1 \times \cdots \times R_s \quad (14)$$

of the rings  $R_i = \mathbb{F}_q[x]/(f_i(x))^{2^e}$ ,  $i \in [s]$ .

When  $\ell$  is odd we have  $e = 0$  and the rings  $R_1, \dots, R_s$  are in fact fields, since the polynomials  $f_1(x), \dots, f_s(x)$  are irreducible over  $\mathbb{F}_q$ .

## APPENDIX B

### MATRICES USED FOR SIMULATIONS

All matrices for the generalized hypergraph product codes and the generalized bicycle codes have the form  $H_X = [A, B]$ ,  $H_Z = [B^T, A^T]$  where  $A$  and  $B$  are quasicyclic matrices. To define the code we will specify only matrices  $A$  and  $B$  in the polynomial form as matrices over  $\mathbb{F}_2^{(\ell)}$ .

For some codes presented here we also give the exact minimum distance obtained by a straightforward reduction of this problem to a mixed integer linear program and using the GNU Linear Programming Kit, Version 4.63, <http://www.gnu.org/software/glpk/glpk.html>.

A) **Generalized bicycle (GB) codes.** The matrices  $A$  and  $B$  have form  $A = (a(x))$ ,  $B = (b(x))$ , so here we specify the polynomials  $a(x)$ ,  $b(x)$ , and the circulant size  $\ell$ .

A1)  $[[254, 28]]$  code ( $\ell = 127$ ).

$$\begin{aligned} a(x) &= 1 + x^{15} + x^{20} + x^{28} + x^{66}, \\ b(x) &= 1 + x^{58} + x^{59} + x^{100} + x^{121}. \end{aligned}$$

A2)  $[[126, 28]]$  code ( $\ell = 63$ ).

$$\begin{aligned} a(x) &= 1 + x + x^{14} + x^{16} + x^{22}, \\ b(x) &= 1 + x^3 + x^{13} + x^{20} + x^{42}. \end{aligned}$$

A3)  $[[48, 6, 8]]$  code ( $\ell = 24$ ).

$$\begin{aligned} a(x) &= 1 + x^2 + x^8 + x^{15}, \\ b(x) &= 1 + x^2 + x^{12} + x^{17}. \end{aligned}$$

A4)  $[[46, 2, 9]]$  code ( $\ell = 23$ ).

$$\begin{aligned} a(x) &= 1 + x^5 + x^8 + x^{12}, \\ b(x) &= 1 + x + x^5 + x^7. \end{aligned}$$

A5)  $[[180, 10]]$  code ( $\ell = 90$ ).

$$\begin{aligned} a(x) &= 1 + x^{28} + x^{80} + x^{89}, \\ b(x) &= 1 + x^2 + x^{21} + x^{25}. \end{aligned}$$

A6)  $[[900, 50]]$  code ( $\ell = 450$ ).

$$\begin{aligned} a(x) &= 1 + x^{97} + x^{372} + x^{425}, \\ b(x) &= 1 + x^{50} + x^{265} + x^{390}. \end{aligned}$$

B) **Generalized hypergraph product (GHP) codes.** Here the matrix  $B$  is diagonal;  $B = b(x)I_n$ , where  $I_n$  is the  $n \times n$  identity matrix over the ring  $\mathbb{F}_2^{(\ell)}$ .

B1)  $[[882, 24]]$  code. Matrix is (3,6)-regular ( $\ell = 63$ ).

$$A = \begin{pmatrix} x^{27} & 0 & 0 & 0 & 0 & 1 & x^{54} \\ x^{54} & x^{27} & 0 & 0 & 0 & 0 & 1 \\ 1 & x^{54} & x^{27} & 0 & 0 & 0 & 0 \\ 0 & 1 & x^{54} & x^{27} & 0 & 0 & 0 \\ 0 & 0 & 1 & x^{54} & x^{27} & 0 & 0 \\ 0 & 0 & 0 & 1 & x^{54} & x^{27} & 0 \\ 0 & 0 & 0 & 0 & 1 & x^{54} & x^{27} \end{pmatrix},$$

$$B = (1 + x + x^6)I_7.$$

B2)  $[[882, 48]]$  code. The half of the columns for both  $H_X$  and  $H_Z$  matrices have weight 3, another half has weight 5. All the rows have weight 8 ( $\ell = 63$ ).

$$A = \begin{pmatrix} x^{27} & 0 & 0 & 1 & x^{18} & x^{27} & 1 \\ 1 & x^{27} & 0 & 0 & 1 & x^{18} & x^{27} \\ x^{27} & 1 & x^{27} & 0 & 0 & 1 & x^{18} \\ x^{18} & x^{27} & 1 & x^{27} & 0 & 0 & 1 \\ 1 & x^{18} & x^{27} & 1 & x^{27} & 0 & 0 \\ 0 & 1 & x^{18} & x^{27} & 1 & x^{27} & 0 \\ 0 & 0 & 1 & x^{18} & x^{27} & 1 & x^{27} \end{pmatrix},$$

$$B = (1 + x + x^6)I_7.$$

B3)  $[[1270, 28]]$  code. Matrix is (3,6)-regular ( $\ell = 127$ ).

$$A = \begin{pmatrix} 1 & 0 & x^{51} & x^{52} & 0 \\ 0 & 1 & 0 & x^{111} & x^{20} \\ 1 & 0 & x^{98} & 0 & x^{122} \\ 1 & x^{80} & 0 & x^{119} & 0 \\ 0 & 1 & x^5 & 0 & x^{106} \end{pmatrix},$$

$$B = (1 + x + x^7)I_5.$$

C) **Hypergraph product (HP) codes.** Each hypergraph product code in our simulations is constructed from a single cyclic code defined by its parity polynomial  $h(x)$  and the length  $\ell$ .

C1)  $[[7938, 578, 16]]$  code. Matrix is (5,10)-regular.

$$\ell = 63, \quad h(x) = 1 + x^3 + x^{34} + x^{41} + x^{57}.$$

C2)  $[[1922, 50, 16]]$  code. Matrix is (3,6)-regular.

$$\ell = 31, \quad p(x) = 1 + x^2 + x^5$$

- D) **Haah's cubic codes.** We used the  $[[1024, 30]]$  Haah's cubic code on the  $8 \times 8 \times 8$  lattice from [16, Code 1].
- E) **Hyperbicycle (HB) codes.** We used the  $[[900, 50, 14]]$  hyperbicycle code from [10, Example 6].
- F) **Homological product (HMP) codes.** We used one of randomly constructed  $[[49, 1, 9]]$  homological product codes from [8].

TABLE I  
CODES PARAMETERS

Code	$N$	$K$	$d$	rate	$w_r$	$w_c$	girth
A1	254	28		0.110	10	5	6
A2	126	28	8	0.222	10	5	4
A3	48	6	8	0.125	8	4	4
A4	46	2	9	0.043	8	4	4
A5	180	10		0.056	8	4	6
A6	900	50		0.056	8	4	6
B1	882	24		0.027	6	3	6
B2	882	48		0.054	8	3,5	6
B3	1270	28		0.022	6	3	6
C1	7938	578	16	0.073	10	5	6
C2	1922	50	16	0.026	6	3	6
D	1024	30		0.029	8	4	4
E	900	50	14	0.056	8	4	4
F	49	1	9	0.020	6,8	6,8	4