
Empirical Bayes Regret Minimization

Chih-Wei Hsu
Google Research

Branislav Kveton
Google Research

Ofer Meshi
Google Research

Martin Mladenov
Google Research

Csaba Szepesvári
DeepMind

Abstract

Most existing bandit algorithms are designed to have low regret on any problem instance. While celebrated, this approach is often conservative in practice because it ignores many intricate properties of problem instances. In this work, we pioneer the idea of minimizing an empirical approximation to the Bayes regret, the expected regret with respect to a distribution of problems. We focus on a tractable instance of this problem, the confidence interval and posterior width tuning, and propose a computationally and sample efficient algorithm for solving it. The tuning algorithm is analyzed and extensively evaluated in multi-armed, linear, and generalized linear bandits. We report several-fold reductions in regret for state-of-the-art bandit algorithms, simply by optimizing over a sample from a distribution.

1 Introduction

A *stochastic bandit* [26, 5, 27] is an online learning problem where the *learning agent* sequentially pulls arms with noisy rewards. The goal of the agent is to maximize its expected cumulative reward. Since the agent does not know the mean rewards of the arms in advance, it must learn them by pulling the arms. This results in the well-known *exploration-exploitation trade-off*: *explore*, and learn more about an arm; or *exploit*, and pull the arm with the highest estimated reward thus far. In practice, the *arm* may be a treatment in a clinical trial and its *reward* is the outcome of that treatment on some patient population.

Optimism in the face of uncertainty [5, 14, 1] and *Thompson sampling (TS)* [39, 3] are arguably the most popular and studied exploration designs in stochastic multi-armed bandits. In many problem classes, these strategies match the lower bound, which indicates that the problems are

“solved”. We argue that this is not necessarily the case, due to a different goal in this paper. In particular, we focus on minimizing the *Bayes regret*, a performance metric where an algorithm needs to perform well on average over problem instances sampled from some fixed distribution. The existing optimality results reflect either an asymptotic or a worst-case viewpoint. While these provide strong guarantees, they are not the best choice for our setting.

We assume that the learning agent has access to a distribution of problem instances, which can be sampled from. We propose to use these instances, as if they were simulators, to evaluate bandit algorithms. Then we choose the best empirical algorithm design. Our approach can be viewed as an instance of *meta-learning*, or *learning-to-learn* [40, 41, 8, 9]. It is also an application of *empirical risk minimization* to learning what bandit algorithm to use. Therefore, we call it *empirical Bayes regret minimization*. Finally, our approach can be viewed as an alternative to posterior sampling, where we sample problem instances from the prior distribution and then choose the best algorithm design on average on these instances.

We make the following contributions in this paper. First, we propose *empirical Bayes regret minimization*, an approximate minimization of the Bayes regret on sampled problem instances. Second, we propose two tractable instances of our learning problem, tuning of the confidence interval and posterior widths. These problems have an interesting structure, that the regret is unimodal in the tunable parameter. Third, we propose a computationally and sample efficient algorithm, which we call TernaryEBRM, which uses the unimodality when searching for the best tunable parameter. Fourth, we analyze TernaryEBRM and prove that it is (ϵ, δ) -PAC optimal. Finally, we conduct an extensive empirical evaluation of our methodology in multi-armed, linear, and generalized linear bandits. We also compare it to the Gittins index [22], which is known to be optimal for the discounted Bayes regret. In all problems, our approach leads to significant improvements and justifies more empirical designs, as we argue for in this paper.

2 Setting

We start by introducing notation. The expectation operator is denoted by $\mathbb{E}[\cdot]$ and the corresponding probability measure is $\mathbb{P}(\cdot)$. Let $M_1(X)$ be the set of probability measures supported on set X . We define $[n] = \{1, \dots, n\}$ and denote the i -th component of vector x by x_i .

We study the problem of cumulative regret minimization in stochastic multi-armed bandits. Formally, a *stochastic multi-armed bandit* [26, 5, 27] is an online learning problem where the learning agent sequentially pulls one of K arms. Let $(Y_t)_{t=1}^n$ be a sequence of n arm reward K -tuples $Y_t = (Y_{t,1}, \dots, Y_{t,K})$, which are drawn i.i.d. from some distribution $P \in \mathcal{S}$, where $\mathcal{S} \subset M_1([0, 1]^K)$ is a subset of distributions on the K -dimensional unit cube $[0, 1]^K$. We denote the mean of P by $\mu \in [0, 1]^K$. So $\mu_i = \mathbb{E}[Y_{t,i}]$ is the mean of $Y_{t,i}$. In round $t \in [n]$, the learning agent pulls arm $I_t \in [K]$ and observes its reward Y_{t,I_t} . The agent does not know the distribution P , or the mean rewards of arms μ , in advance but can learn them by pulling the arms.

The n -round regret of algorithm A on problem instance P is defined as

$$R(A, P) = \sum_{t=1}^n Y_{t, i^*(P)} - \sum_{t=1}^n Y_{t, I_t}, \quad (1)$$

where $i^*(P) = \arg \max_{i \in [K]} \mu_i$ is the index of the *optimal arm* under reward distribution P . The corresponding *expected n -round regret* is $\mathbb{E}[R(A, P) | P]$, where the expectation is over both random reward realizations $(Y_t)_{t=1}^n$ and potential randomness in algorithm A .

In our setting, the problem instance P is also chosen i.i.d. from a distribution over distributions \mathcal{P}^1 and we want to minimize the *Bayes regret*,

$$R(A) = \mathbb{E}[\mathbb{E}[R(A, P) | P]], \quad (2)$$

where the outer expectation is over problem instances $P \sim \mathcal{P}$. With this in mind, our problem becomes an instance of Bayesian bandits [10]. A celebrated solution to these problems is the Gittins index [22].

Note that the minimization of $R(A)$ is different from minimizing $\max_{P \in \mathcal{S}} \mathbb{E}[R(A, P) | P]$, which is arguably more common in multi-armed bandits. But the latter is often too conservative in real-world problems. The former is a good objective when the distribution \mathcal{P} can be estimated from past data. Such data are becoming increasingly available and is the reason for the recent boom in off-policy evaluation from logged bandit feedback [29, 38].

¹Here, and in what follows we omit technical details related to measurability. Interested readers are advised to consult Maurer [33] and Lattimore and Szepesvári [27] who provide a comprehensive treatment of measurability issues. Intuitively, one can think of the distributions P as parameterized in some way over a Euclidean space and thus \mathcal{P} can be a distribution of these parameters. In fact, this is often the case, as we shall see later.

3 Empirical Bayes Regret Minimization

The key property of the Bayes regret, which we use in this work, is that it contains averaging over problem instances $P \sim \mathcal{P}$. By the tower rule of expectations, we have that

$$R(A) = \mathbb{E}[\mathbb{E}[R(A, P) | P]] = \mathbb{E}[R(A, P)],$$

where the last quantity can be minimized empirically when \mathcal{P} is known and can be sampled from. More specifically, let P_1, \dots, P_s be s i.i.d. samples from \mathcal{P} and $R(A, P_j)$ be the random regret of algorithm A on problem instance P_j , as defined in (1). Let

$$\hat{R}(A) = \frac{1}{s} \sum_{j=1}^s R(A, P_j) \quad (3)$$

be the *empirical Bayes regret* of algorithm A . Then $\hat{R}(A)$ is an unbiased estimate of $R(A)$, $\mathbb{E}[\hat{R}(A)] = \mathbb{E}[R(A)]$. The key idea in our work is to minimize (3) instead of (2). Since $\hat{R}(A)$ is an average regret over s runs of algorithm A on s problem instances, the minimization of $\hat{R}(A)$ over A is equivalent to standard empirical risk minimization. It is also similar to meta-learning [40, 41, 37], as learning of A can be viewed as learning of an optimizer.

We conclude by noting that $\hat{R}(A)$ can be minimized without having access to distributions P_j . In particular, it suffices to have access to arm rewards, $Y_1^{(j)}, \dots, Y_n^{(j)} \sim P_j$. To see this, note that $\sum_{t=1}^n Y_{t, i^*(P)}$ in (1) does not depend on the algorithm. So, the minimization of the Bayes regret is equivalent to maximizing the expected n -round reward. Similarly, the minimizers of $\hat{R}(A)$ are the same as the maximizers of $\sum_{j=1}^s \sum_{t=1}^n Y_{t, I_t}^{(j)}$, the n -round reward across all problems. Therefore, our assumption that \mathcal{P} is known and can be sampled from is for simplicity of exposition.

3.1 Confidence Width Tuning

Although the idea of minimizing $\hat{R}(A)$ over algorithms A is conceptually simple, it is not clear how to implement it because the space of algorithms A is infinite. In this work, we focus on algorithms that are tuned variants of existing bandit algorithms. We explain this idea below on UCB1 [5], which is a well-known bandit algorithm.

UCB1 [5] pulls the arm with the highest upper confidence bound (UCB). The UCB of arm $i \in [K]$ in round t is

$$U_t(i) = \hat{\mu}_{t-1, i} + \gamma \sqrt{2 \log(1/\delta) / T_{t-1, i}}, \quad (4)$$

where $\hat{\mu}_{t-1, i}$ is the average reward of arm i in the first t rounds, $T_{t-1, i}$ is the number of times that arm i is pulled in the first t rounds, $\delta = 1/n$ is the probability that the confidence interval fails, and $\gamma = 1$. Roughly speaking, we propose choosing lower tuned $\gamma \in [0, 1]$ than $\gamma = 1$, which corresponds to the theoretically sound design.

Tuning of confidence width γ can be justified from several points of view. First, the confidence interval in (4) provides a natural trade-off between exploration and exploitation. It guarantees that all arms are explored sufficiently, due to the $\log(1/\delta)$ term; but also that they not over explored, due to the $1/T_{t-1,i}$ term. The confidence interval is typically designed by a worst-case analysis, which may ignore the structure of solved problems. Therefore, it is conservative and better empirical performance can be usually achieved by scaling it down, by choosing $\gamma < 1$ in (4). This practice is common in structured problems. For example, Li et al. [28] hand-pick γ , Crammer and Gentile [13] and Li et al. [31] tune it using cross-validation, and Gentile et al. [20] tune it on shorter horizons. We formally justify tuning, and propose a sample and computationally efficient algorithm for it that leverages the structure of the problem.

Second, tuning of γ in (4) is equivalent to tuning the probability of failure δ . For $\gamma = 1$, the expected n -round regret of UCB1 as a function of δ is known to be

$$O(K\Delta^{-1}\log(1/\delta) + (1 - \delta)n),$$

where Δ is the minimum gap. The above bound is convex in δ . If the regret had a similar shape, and was for instance a unimodal quasi-convex function of γ , near-optimal values of γ could be found efficiently by ternary search. This structure is ubiquitous in our problems (Section 6) and we propose a special algorithm for it in Section 4.

Finally, tuning of γ in (4) can be also viewed as choosing the sub-Gaussianity parameter of rewards. Specifically, the confidence interval in (4) is derived for σ^2 -sub-Gaussian rewards, where $\sigma^2 = 1/4$ is the maximum variance of any random variable on $[0, 1]$. If the maximum variance was $1/16$, the same high-probability confidence interval would be half the size and correspond to $\gamma = 1/2$.

3.2 Posterior Width Tuning

Posterior width tuning is conceptually equivalent to tuning the confidence width (Section 3.1). We explain this idea below on Bernoulli Thompson sampling (TS) [3], which is a well-known bandit algorithm. Similarly, people have done *posterior reshaping* in their experiments [12, 45].

In Bernoulli TS, the posterior distribution of arm i in round t is $\text{Beta}(\alpha_{t-1,i}, \beta_{t-1,i})$, where

$$\alpha_{t,i} = S_{t,i} + 1, \quad \beta_{t,i} = T_{t,i} - S_{t,i} + 1,$$

$S_{t,i}$ is the sum of rewards of arm i in the first t rounds, and $T_{t,i}$ is the number of times that arm i is pulled in the first t rounds. The algorithm draws the value of each arm from its posterior and then pulls the arm with the highest value. Since $\text{var}[\text{Beta}(\alpha, \beta)] \approx \alpha\beta/(\alpha+\beta)^3$, the standard deviation of the posterior is reduced to γ times its original width when both α and β are divided by γ^2 . We study this tuned variant of TS in Section 6.

Algorithm 1 Ternary search for empirical Bayes regret minimization.

1: **Inputs:** Number of steps L , sample size $(s_\ell)_{\ell=1}^L$

2: $I_0 \leftarrow 0, J_0 \leftarrow 1$

3: **for** $\ell = 1, \dots, L$ **do**

4: $a \leftarrow \frac{2I_{\ell-1} + J_{\ell-1}}{3}, b \leftarrow \frac{I_{\ell-1} + 2J_{\ell-1}}{3}$

5: Let P_1, \dots, P_{s_ℓ} be s_ℓ i.i.d. samples from \mathcal{P}

6: $\hat{R}_a \leftarrow \frac{1}{s_\ell} \sum_{k=1}^{s_\ell} R(A_a, P_k)$

7: $\hat{R}_b \leftarrow \frac{1}{s_\ell} \sum_{k=1}^{s_\ell} R(A_b, P_k)$

8: **if** $\hat{R}_a \geq \hat{R}_b$ **then**

9: $I_\ell \leftarrow a, J_\ell \leftarrow J_{\ell-1}$

10: **else**

11: $I_\ell \leftarrow I_{\ell-1}, J_\ell \leftarrow b$

12: $\hat{\gamma} \leftarrow \frac{I_L + J_L}{2}$

4 Algorithm TernaryEBRM

In this section, we propose a sample and computationally efficient algorithm for Bayes regret minimization. The algorithm is motivated by the idea that the regret is a unimodal quasi-convex function of a single tunable parameter γ (Section 3.1). Other than this, we do not make any strong assumption on how the Bayes regret depends on γ .

The space of tunable parameters is $\Gamma = [0, 1]$. We denote by A_γ the algorithm with tunable parameter $\gamma \in \Gamma$, by $R_\gamma = \mathbb{E}[R(A_\gamma, P)]$ its Bayes regret, and by $\sigma_\gamma = \text{std}[R(A_\gamma, P)]$ the standard deviation of its random regret, respectively. The optimal tunable parameter has the lowest Bayes regret and we define it as $\gamma_* = \arg \min_{\gamma \in \Gamma} R_\gamma$.

Our algorithm is motivated by ternary search, which is an efficient algorithm for finding the minimum of a unimodal function, such as R_γ . Ternary search is an iterative algorithm that maintains an interval $[I_{\ell-1}, J_{\ell-1}]$ at the beginning of each step ℓ . In step ℓ , the interval is divided by two points, $a < b$, into three sub-intervals. When $R_a \geq R_b$, the minimum γ_* cannot be in interval $[I_{\ell-1}, a)$ and the interval is eliminated. Otherwise, the minimum γ_* cannot be in interval $(b, J_{\ell-1}]$ and the interval is eliminated. After the elimination, ternary search proceeds to the next step.

We search for γ_* by ternary search where we substitute the empirical estimate of the Bayes regret for R_γ . Therefore, we call our algorithm TernaryEBRM and present it in Algorithm 1. The algorithm has L steps and outputs solution $\hat{\gamma}$ at the end of step L . The key difference from ternary search is that the regret is estimated, in lines 6 and 7.

TernaryEBRM operates on the empirical estimates of R_γ . Therefore, it is not guaranteed to find γ_* . Nevertheless, one

would expect that $\hat{\gamma}$ approaches γ_* with a high probability as the quality of the empirical estimates in TernaryEBRM increases. We formalize this in the next section.

5 Analysis

The quality of TernaryEBRM solutions $\hat{\gamma}$ can be measured in many ways. One natural notion is that $\hat{\gamma}$ is close to γ_* with a high probability. Formally, we say that $\hat{\gamma}$ is (ε, δ) -PAC optimal when

$$\mathbb{P}(|\hat{\gamma} - \gamma_*| \leq \varepsilon) \geq 1 - \delta$$

for $\varepsilon \in (0, 1]$ and $\delta \in (0, 1]$. If both ε and δ are small, we get that $\hat{\gamma}$ is near optimal with a high probability. In addition, under the assumption that R_γ is Lipschitz continuous in γ , the minimization of $|\hat{\gamma} - \gamma_*|$ is equivalent to minimizing the difference in the Bayes regret of $\hat{\gamma}$ and γ_* .

We assume that R_γ is a unimodal quasi-convex function of γ , as in Figure 1, that satisfies

$$\begin{aligned} \forall a \leq b \leq \gamma_* : R_a - R_b &\geq m \max\{\sigma_a, \sigma_b\}(b - a), \\ \forall \gamma_* \geq a \geq b : R_b - R_a &\geq m \max\{\sigma_a, \sigma_b\}(b - a), \end{aligned} \quad (5)$$

for some $m > 0$. Roughly speaking, we assume that if either $R(A_a, P)$ or $R(A_b, P)$ has a high variance, and R_a and R_b may be hard to distinguish, the gap $|R_a - R_b|$ is large, and thus R_a and R_b are easy to distinguish. We use this assumption in our analysis to rule out difficult cases and validate it empirically in Section 6. Note that we do not assume anything about a and b when $a < \gamma_* < b$, as in such cases R_a can be close R_b while $b - a$ is large.

Our main result is stated below.

Theorem 1. TernaryEBRM is (ε, δ) -PAC optimal when the number of steps $L \geq \log(1/(2\varepsilon))/\log(3/2)$ and the sample size in each step is

$$s_\ell = \frac{72(3/2)^{2\ell}}{m^2} [\log(1/\delta) + \log(4L)].$$

Proof. The claim is proved as follows. Let L be the smallest L in Lemma 2 such that $J_L - I_L \leq 2\varepsilon$. Then

$$\begin{aligned} \mathbb{P}(\gamma_* \notin [I_L, J_L]) &= \mathbb{P}\left(|\hat{\gamma} - \gamma_*| \geq \frac{J_L - I_L}{2}\right) \\ &\geq \mathbb{P}(|\hat{\gamma} - \gamma_*| \geq \varepsilon). \end{aligned}$$

To complete the proof, we bound $\mathbb{P}(\gamma_* \notin [I_L, J_L])$ from above using Lemma 3 and set s_ℓ as in the claim. \square

The bound in Theorem 1 can be viewed as follows. If we choose $L = \lceil \log(1/(2\varepsilon))/\log(3/2) \rceil$, the smallest L permitted by Theorem 1, we have for any $\ell \in [L]$ that

$$\left(\frac{3}{2}\right)^\ell \leq \left(\frac{3}{2}\right)^L = \left(\frac{3}{2}\right)^{\log_{3/2}(1/(2\varepsilon))+1} = \frac{3}{2} \frac{1}{2\varepsilon}.$$

By elementary algebra, it follows that

$$s_\ell \leq \frac{81}{2m^2\varepsilon^2} (\log(1/\delta) + O(\log \log(1/\varepsilon)))$$

in each step $\ell \in [L]$. So, roughly speaking, TernaryEBRM requires $O(\log(1/\varepsilon)/\varepsilon^2)$ samples to find ε -close solutions. This is not surprising. Surprisingly though, the number of samples is much lower than if the space of tunable parameters was discretized on an ε -grid. In this case, the sample complexity would be $O(1/\varepsilon^3)$ because of the $1/\varepsilon$ points. We compare to this naive solution in Section 6.

5.1 Proof

Our proof has two key steps. First, we argue that the number of steps L in TernaryEBRM can be chosen such that $\hat{\gamma}$ is ε -close to γ_* , under the assumption that $\gamma_* \in [I_L, J_L]$.

Lemma 2. For any $L \geq \log(1/(2\varepsilon))/\log(3/2)$, we have $J_L - I_L \leq 2\varepsilon$.

Proof. The proof follows directly from the design of our algorithm, since $J_L - I_L \leq (2/3)^L = \exp[-L \log(3/2)]$. To guarantee that $J_L - I_L \leq 2\varepsilon$, we set L as in the claim. This concludes the proof. \square

Now we bound the probability of event $\gamma_* \notin [I_L, J_L]$.

Lemma 3. For any number of steps L and $(s_\ell)_{\ell=1}^L$,

$$\mathbb{P}(\gamma_* \notin [I_L, J_L]) \leq 4 \sum_{\ell=1}^L \exp\left[-\frac{(2/3)^{2\ell} m^2 s_\ell}{72}\right].$$

Proof. First, we express $\mathbb{P}(\gamma_* \notin [I_L, J_L])$ as the sum of probabilities that γ_* is eliminated incorrectly in each step,

$$\mathbb{P}(\gamma_* \notin [I_L, J_L]) = \sum_{\ell=1}^L \mathbb{P}(E_\ell),$$

where $E_\ell = \{\gamma_* \in [I_{\ell-1}, J_{\ell-1}], \gamma_* \notin [I_\ell, J_\ell]\}$ is the event that γ_* is eliminated incorrectly in step ℓ . We bound the probability of this event below.

Fix step ℓ ; and let $i = I_{\ell-1}$, $j = J_{\ell-1}$, and $s = s_\ell$. Now note that the minimum γ_* can be eliminated incorrectly in only two cases. The first case is that $\hat{R}_a \leq \hat{R}_b$ and $\gamma_* \in (b, j]$. The second case is that $\hat{R}_a \geq \hat{R}_b$ and $\gamma_* \in [i, a)$. This leads to the following decomposition of $\mathbb{P}(E_\ell)$,

$$\begin{aligned} \mathbb{P}(E_\ell) &\leq \mathbb{P}\left(\hat{R}_a \leq \hat{R}_b, \gamma_* \in (b, j]\right) + \\ &\quad \mathbb{P}\left(\hat{R}_a \geq \hat{R}_b, \gamma_* \in [i, a)\right). \end{aligned}$$

We start with bounding $\mathbb{P}\left(\hat{R}_a \leq \hat{R}_b, \gamma_* \in (b, j]\right)$. From $a < b \leq \gamma_*$ and assumption (5), we have that $R_a > R_b$, which we assume below. Let

$$\Delta = R_a - R_b, \quad z = R_a - \Delta/2 = R_b + \Delta/2.$$

Now note that event $\hat{R}_a \leq \hat{R}_b$ can occur only if $\hat{R}_a \leq z$ or $\hat{R}_b \geq z$. It follows that

$$\begin{aligned} & \mathbb{P}\left(\hat{R}_a \leq \hat{R}_b, \gamma_* \in (b, j]\right) \\ & \leq \mathbb{P}\left(\hat{R}_a \leq z\right) + \mathbb{P}\left(\hat{R}_b \geq z\right) \\ & = \mathbb{P}\left(R_a - \hat{R}_a \geq \Delta/2\right) + \mathbb{P}\left(\hat{R}_b - R_b \geq \Delta/2\right). \end{aligned}$$

Note that this is the sum of the probabilities of estimating R_a and R_b “incorrectly” by a large margin, at least $\Delta/2$. We bound both probabilities using Hoeffding’s inequality,

$$\begin{aligned} & \mathbb{P}\left(\hat{R}_a - R_a \leq -\Delta/2\right) + \mathbb{P}\left(\hat{R}_b - R_b \geq \Delta/2\right) \\ & \leq \exp\left[-\frac{\Delta^2 s}{8\sigma_a^2}\right] + \exp\left[-\frac{\Delta^2 s}{8\sigma_b^2}\right] \\ & \leq \exp\left[-\frac{(b-a)^2 m^2 \max\{\sigma_a^2, \sigma_b^2\} s}{8\sigma_a^2}\right] + \\ & \quad \exp\left[-\frac{(b-a)^2 m^2 \max\{\sigma_a^2, \sigma_b^2\} s}{8\sigma_b^2}\right] \\ & \leq 2 \exp\left[-\frac{(b-a)^2 m^2 s}{8}\right] \\ & = 2 \exp\left[-\frac{(j-i)^2 m^2 s}{72}\right], \end{aligned}$$

where assumption (5) and $j - i = 3(b - 2)$ are used in the second and last steps, respectively. The probability $\mathbb{P}\left(\hat{R}_a \geq \hat{R}_b, \gamma_* \in [i, a)\right)$ can be bounded analogously. Now we chain all inequalities and get

$$\begin{aligned} \mathbb{P}(\gamma_* \notin [I_L, J_L]) & \leq 4 \sum_{\ell=1}^L \exp\left[-\frac{(J_\ell - I_\ell)^2 m^2 s_\ell}{72}\right] \\ & \leq 4 \sum_{\ell=1}^L \exp\left[-\frac{(2/3)^{2\ell} m^2 s_\ell}{72}\right], \end{aligned}$$

where the last inequality is from $J_\ell - I_\ell = (2/3)^\ell$. This concludes our proof. \square

6 Experiments

We experiment with various classes of bandit problems, from unstructured to structured. For each class, we show the Bayes regret of all algorithms as a function of their tunable parameters. We also show how TernaryEBRM can tune the parameters from a sample of the random regret. By default, the horizon in all experiments is $n = 10000$ rounds and the Bayes regret is estimated by the empirical Bayes regret on 1000 i.i.d. samples from \mathcal{P} , as defined in (3). We report results for longer horizons in Appendix A.

6.1 Warm-Up Experiment

Our first experiment is on Bernoulli bandits with $K = 2$ arms. The distribution of problem instances \mathcal{P} is over two

problems, $\mu = (0.55, 0.45)$ and $\mu = (0.45, 0.55)$, each of which is chosen with probability 0.5. Although this experiment is simple, it already highlights many benefits of our approach. The remaining experiments reconfirm many findings from this experiment in increasingly more complex bandit problems. We tune UCB1 [5] and Bernoulli TS [3], as described in Sections 3.1 and 3.2. Bernoulli TS is chosen because it is near optimal in Bernoulli bandits [3].

In Figure 1, we show the Bayes regret of tuned UCB1 and TS as a function of the tunable parameter γ . The value of $\gamma = 1$ corresponds to the theory-suggested design. The regret is roughly unimodal. The minimum regret of UCB1 is 17.9 and is attained at about $\gamma = 0.3$. This is a huge improvement over the regret of 87.8 at $\gamma = 1$, which is that of untuned UCB1. The minimum regret of TS is 16.5 and is not much different from the regret of 18.8 at $\gamma = 1$. In summary, we clearly observe that UCB1 can be improved by tuning, and perhaps even be competitive with TS.

We evaluate tuning by TernaryEBRM for various sampling budgets s , which is the number of times that the random regret $R(A, P)$ is computed. This is the most computationally heavy part of our approach. The sampling budget is divided equally across all steps, $s_\ell = s/(2L)$ for all $\ell \in [L]$. We run TernaryEBRM for $L = 6$ steps. So, $\hat{\gamma}$ is ε -optimal for $\varepsilon = 0.05$ whenever $i_* \in [I_L, J_L]$. To evaluate the efficiency of TernaryEBRM, we compare it to a naive algorithm that discretizes the space of tunable parameters on an ε -grid. The Bayes regret of each point on the grid is estimated from $\lfloor \varepsilon s \rfloor$ samples and the point with the lowest regret is returned. We call the algorithm Uniform.

The Bayes regret after tuning by TernaryEBRM is reported in Table 1. We observe the following trends. First, UCB1 can be tuned well. Even at a low budget of $s = 100$, the Bayes regret of tuned UCB1 is less than a half of that of untuned UCB1. When $s = 2000$, the Bayes regret of tuned UCB1 is comparable to that of the best design in hindsight, and even to untuned TS. Second, the gains in tuning TS are minimal, as suggested earlier. Finally, TernaryEBRM outperforms Uniform in all experiments. The gains are most pronounced at low sampling budgets.

6.2 Bernoulli Bandit

Our second experiment is on Bernoulli bandits with $K = 10$ arms. It extends results in Section 6.1 beyond 2 arms and 2 problem instances in \mathcal{P} . The distribution of problem instances \mathcal{P} is defined as follows. The mean reward of arm i is drawn i.i.d. from Beta(1, 1). The rest of the setting is identical to Section 6.1.

The Bayes regret of tuned UCB1 and TS is shown in Figure 1. The Bayes regret after tuning by TernaryEBRM is reported in Table 1. We confirm all findings from Section 6.1. Unlike in Section 6.1, the minimum regret of TS

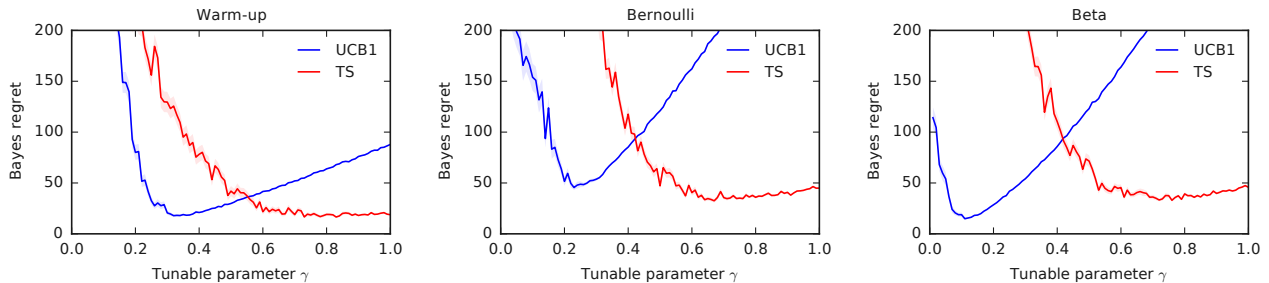


Figure 1: The Bayes regret of tuned UCB1 and TS in three multi-armed bandit problems. The shaded areas are standard errors of the estimates.

Sampling budget s	Best	Theory	TernaryEBRM			Uniform			
			100	500	2000	100	500	2000	
Warm-up	UCB1	17.9	87.8	30.4 ± 1.0	20.3 ± 0.2	18.9 ± 0.1	208.9 ± 4.3	33.4 ± 0.9	21.7 ± 0.2
	TS	16.5	18.8	48.9 ± 1.5	23.6 ± 0.3	20.4 ± 0.1	226.5 ± 2.9	50.1 ± 1.3	22.5 ± 0.3
Bernoulli	UCB1	45.5	356.0	81.7 ± 1.3	55.8 ± 0.5	52.5 ± 0.2	167.9 ± 2.4	75.1 ± 1.3	52.1 ± 0.4
	TS	32.5	44.9	46.8 ± 0.6	38.4 ± 0.2	36.5 ± 0.1	206.2 ± 6.7	45.7 ± 0.6	37.8 ± 0.2
Beta	UCB1	14.9	355.0	29.8 ± 0.6	19.5 ± 0.3	16.7 ± 0.1	69.7 ± 1.2	28.2 ± 0.7	19.3 ± 0.1
	TS	33.0	45.8	46.7 ± 0.8	38.4 ± 0.2	37.3 ± 0.1	188.9 ± 6.6	45.5 ± 0.6	39.6 ± 0.2
Linear	LinUCB	45.9	344.6	88.1 ± 2.1	56.6 ± 0.5	50.9 ± 0.2	269.9 ± 15.1	85.3 ± 1.8	56.7 ± 0.5
	LinTS	53.0	337.7	85.1 ± 2.6	59.1 ± 0.3	57.9 ± 0.1	179.0 ± 11.3	82.2 ± 1.3	63.2 ± 0.4
Logistic	UCB-GLM	55.6	193.8	67.2 ± 0.6	61.5 ± 0.2	60.1 ± 0.1	94.1 ± 1.8	64.9 ± 0.4	61.2 ± 0.1
	GLM-TSL	67.0	378.5	77.4 ± 0.5	70.8 ± 0.2	69.3 ± 0.1	94.1 ± 1.6	75.2 ± 0.4	71.8 ± 0.2

Table 1: The Bayes regret after tuning by TernaryEBRM and Uniform at horizon $n = 10000$. The results are averaged over 1000 runs.

is 32.5, which is significantly lower than the regret of 44.9 at $\gamma = 1$. As a result, TS can be tuned well, even at a low budget of $s = 100$.

6.3 Beta Bandit

This experiment is on beta bandits with $K = 10$ arms. It extends results in Section 6.2 beyond Bernoulli bandits. In all problem instances, the distribution of arm i is $\text{Beta}(v\mu_i, v(1 - \mu_i))$ for $v = 4$. The parameter v controls the maximum variance of rewards. The rest of the setting is identical to Section 6.2.

We implement Bernoulli TS with $[0, 1]$ rewards as suggested by Agrawal and Goyal [3]. For any reward $Y_{t,i} \in [0, 1]$, we draw pseudo-reward $\hat{Y}_{t,i} \sim \text{Ber}(Y_{t,i})$ and then use it in TS instead of $Y_{t,i}$. Although Bernoulli TS can solve beta bandits, it is not statistically optimal anymore.

The Bayes regret of tuned UCB1 and TS is shown in Figure 1. Perhaps surprisingly, we observe that the minimum regret of UCB1, which is 14.9, is significantly lower than that of TS, which is 33.0. The reason is that in beta bandits, the distribution of rewards with mean μ_i has a significantly lower variance than the corresponding Bernoulli distribution. Since Bernoulli TS replaces beta rewards with Bernoulli rewards, it does not leverage this structure. On the other hand, the tuning of γ in (4) can be viewed as choosing the sub-Gaussian parameter for the reward dis-

tribution, which leads to learning the structure.

The Bayes regret after tuning by TernaryEBRM is reported in Table 1. We observe that both UCB1 and TS can be tuned well, even at a low budget of $s = 100$. Tuning of UCB1 leads to better solutions than tuning of TS, which supports our earlier findings.

6.4 Linear Bandit

Linear bandits are arguably the simplest example of structured bandit problems and we investigate them in this experiment. In a linear bandit, the reward of arm i in round t is $Y_{t,i} = x_i^\top \theta_* + \varepsilon_{t,i}$, where $x_i \in \mathbb{R}^d$ is a known feature vector of arm i , $\theta_* \in \mathbb{R}^d$ is an unknown parameter vector that is shared by the arms, and $\varepsilon_{t,i}$ is i.i.d. σ^2 -sub-Gaussian noise. We set $\sigma = 0.5$. The distribution of problem instances \mathcal{P} is defined as follows. Each problem instance is a linear bandit with $K = 100$ arms and $d = 10$. Both θ_* and x_i are drawn uniformly at random from $[-1, 1]^d$.

We tune LinUCB [1], which is an upper confidence bound algorithm, and LinTS [4], which is a posterior sampling algorithm. In LinUCB, the UCB of arm i in round t is

$$U_t(i) = x_i^\top \hat{\theta}_t + \gamma \sigma g(n) \sqrt{x_i^\top G_t^{-1} x_i},$$

where $\hat{\theta}_t$ is the ridge regression solution in round t , G_t is the corresponding sample covariance matrix, and $g(n) =$

$\tilde{O}(\sqrt{d})$ is a slowly growing function of n . The regularization parameter in ridge regression is $\lambda = 1$ and we choose $g(n)$ as in Abbasi-Yadkori et al. [1]. In LinTS, the value of arm i round t is $x_i^\top \tilde{\theta}_t$, where

$$\tilde{\theta}_t \sim \mathcal{N}(\hat{\theta}_t, \gamma^2 \tilde{g}(n) G_t^{-1})$$

is a sample from the posterior of θ_* widened by a slowly growing function of n , $\tilde{g}(n) = \tilde{O}(d)$. We choose $\tilde{g}(n)$ as suggested by the analysis in Agrawal and Goyal [4].

The Bayes regret of tuned LinUCB and LinTS is shown in Figure 2. The regret is roughly unimodal and we observe that tuning can lead to huge gains. The Bayes regret after tuning by TernaryEBRM is reported in Table 1. These results confirm that both algorithms can be tuned effectively. Even at a low budget of $s = 100$, the regret of tuned algorithms is more three times lower than that of their untuned counterparts. At the highest budget of $s = 2000$, the regret is about 6 times lower and approaches the minimum. We also note that TernaryEBRM consistently outperforms Uniform, especially at lower sampling budgets.

6.5 GLM Bandit

Generalized linear (GLM) bandits are another class of structured bandit problems. We focus on logistic bandits where the rewards are binary. The reward of arm i in round t is $Y_{t,i} = \mu(x_i^\top \theta_*) + \varepsilon_{t,i}$, where $x_i \in \mathbb{R}^d$ is a known feature vector of arm i , $\theta_* \in \mathbb{R}^d$ is an unknown parameter vector that is shared by the arms, $\mu(v)$ is a sigmoid function, and $\varepsilon_{t,i}$ is i.i.d. σ^2 -sub-Gaussian noise. The distribution of problem instances \mathcal{P} , over the features of arms and θ_* , is the same as in Section 6.4.

We tune UCB-GLM [30], which is an upper confidence bound algorithm, and GLM-TSL [2], which is a posterior sampling algorithm. In UCB-GLM, the UCB of arm i in round t is

$$U_t(i) = x_i^\top \hat{\theta}_t + \gamma \frac{\sigma}{\kappa} g(n) \sqrt{x_i^\top G_t^{-1} x_i},$$

where $\hat{\theta}_t$ is the maximum likelihood estimate of θ_* in round t , G_t is the sample covariance matrix in Section 6.4, and $g(n) = \tilde{O}(\sqrt{d})$ is a slowly growing function of n . We choose $g(n)$ as suggested by the analysis in Li et al. [30]. We set $\kappa = 0.25$, which is the maximum derivative of μ , and thus the most optimistic setting of κ . In GLM-TSL, the value of arm i in round t is $x_i^\top \tilde{\theta}_t$, where

$$\tilde{\theta}_t \sim \mathcal{N}(\hat{\theta}_t, \gamma^2 \tilde{g}(n) H_t^{-1})$$

is a sample from the Laplace approximation to the posterior of θ_* , $\tilde{g}(n) = \tilde{O}(d)$ is a slowly growing function of n , and H_t is a weighted sample covariance matrix. We choose $\tilde{g}(n)$ as suggested by the analysis in Kveton et al. [25].

The Bayes regret of tuned UCB-GLM and GLM-TSL is shown in Figure 2. Similarly to linear bandits, it is roughly unimodal and we observe that tuning can lead to huge gains.

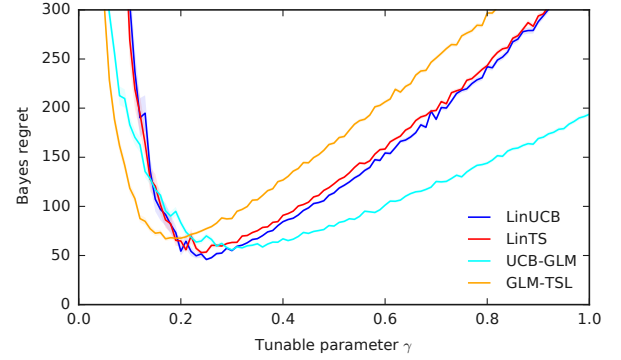


Figure 2: The Bayes regret of tuned UCB algorithms and posterior sampling in linear and GLM bandits. The shaded areas are standard errors of the estimates.

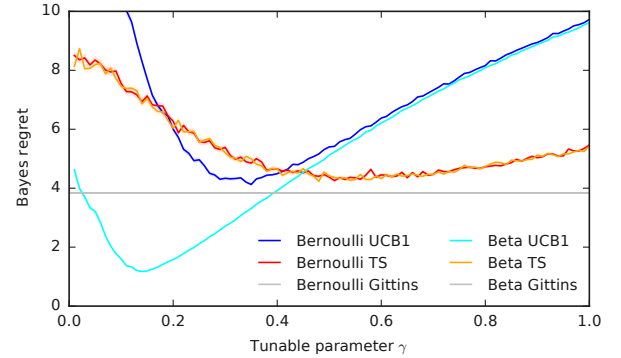


Figure 3: The Bayes regret of tuned UCB1, tuned TS, and the Gittins index. The regret is estimated by the empirical Bayes regret on 10000 i.i.d. samples from \mathcal{P} . The shaded areas are standard errors of the estimates.

The Bayes regret after tuning by TernaryEBRM is reported in Table 1. As in linear bandits, we observe that tuning by TernaryEBRM leads to huge gains and is much better than tuning by Uniform.

6.6 Regret Scaling

This experiment validates assumption (5) in Section 5, that tunable parameters γ with a high-variance regret are easy to distinguish. To show this, we plot $R_a - R_b$ as a function of $\max\{\sigma_a, \sigma_b\}(b - a)$, for $b = \gamma_*$ and $a < \gamma_*$.

The plots for all problems in Sections 6.1 to 6.3 are shown in Figure 4. We observe that $R_a - R_b$ grows roughly linearly with $\max\{\sigma_a, \sigma_b\}(b - a)$. This shows that our assumption is realistic and suggests that it should be studied more in depth in theory. This is highly non-trivial and beyond the scope of this work, as any improvement in understanding regret would likely lead to tighter regret bounds, which is not the goal of this paper.

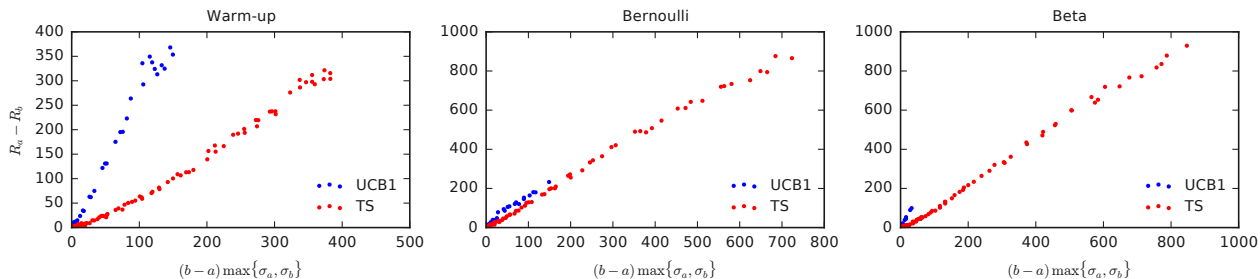


Figure 4: Justification of our complexity metric in Section 5.

6.7 Gittins Index

In the last experiment, we compare tuned UCB1 and TS to the Gittins index [22] on Bernoulli and beta bandits with $K = 2$ arms. The distribution of problem instances \mathcal{P} is over two problems, $\mu = (0.6, 0.4)$ and $\mu = (0.4, 0.6)$, each of which is chosen with probability 0.5. The horizon is $n = 200$ rounds. The reason for the short horizon is the computational complexity of the Gittins index. We compute it for a Bernoulli arm up to 200 pulls, as described in Section 35 in Lattimore and Szepesvári [27]. This computation takes almost two days, as it requires roughly 200^8 elementary operations. We adopt the rounding technique in Section 6.3 to apply the Gittins index to beta bandits. The gap of 0.2 is chosen such that all algorithms exhibit intelligent behavior at $n = 200$ rounds.

Our results are presented in Figure 3. In Bernoulli bandits, we observe that both UCB1 and TS can be tuned to have a comparable Bayes regret to the Gittins index. This indicates that our tunable parameters, confidence and posterior widths, are reasonable. Their main benefit is that they easily apply to structured problems (Sections 6.4 and 6.5).

In beta bandits, UCB1 can be tuned to outperform the Gittins index. The reason for the poor performance of the Gittins index is our reduction to Bernoulli bandits, as in Section 6.3. This is also why the Bayes regret of the Gittins index does not change. In this problem, tuning of UCB1 by TernaryEBRM for $s = 100$ outperforms the Gittins index and takes just a few seconds.

7 Related Work

Our problem is an instance of meta-learning [40, 41, 37], or learning-to-learn, when the objective is to learn a learning algorithm that performs well on future tasks, based on a sample of known tasks from the same distribution [8, 9]. The closest to our work is that of Maes et al. [32], who consider the same problem as us with the same motivation. They experiment with 2-armed Bernoulli bandits and do not show any major improvements. In comparison, we provide theoretical justification for tuning by relating it to the Bayes regret, propose and analyze efficient algorithms

for minimizing it empirically, and illustrate the benefits of meta-learning in many more environments.

The design of TernaryEBRM is motivated by Yu and Mannor [44]. Unlike this work, we do not analyze the cumulative regret and leverage specific properties of the random regret in (5) to design a very efficient algorithm.

A sequential multitask setting [11] without context was studied by Gheshlaghi Azar et al. [21], while the contextual case was studied by Deshmukh et al. [15]. Since bandits are an instance of reinforcement learning (RL), we mention that recent years have seen a surge of interest in using meta-learning for deep RL [17, 18, 34]. There are many papers on empirical evaluations of bandit algorithms [43, 42, 24, 36, 16]. While their motivation is similar to ours, they do not make their goal explicit, which makes their results harder to interpret. Finally, there are many works on Bayesian bandits [10, 35, 23]. They focus on efficient Bayesian optimal methods, which need specific priors. We are not aware of any results that would be as general as ours. Our work is also related to hyperparameter optimization [19] and algorithm auto-configuration [7, 6].

8 Conclusions

We propose empirical Bayes regret minimization, where we approximately minimize the Bayes regret on sampled problem instances. We justify this approach theoretically and evaluate it empirically on various bandit problems. Our results show that empirical Bayes regret minimization can lead to a major gain in empirical performance over the original bandit algorithms.

We leave open many questions of interest. First, we do not preclude that $\max_{P \in \mathcal{S}} \mathbb{E}[R(A, P) | P]$, the worst-case regret in Section 2, can be minimized empirically. The challenge is in the maximization over problem instances P instead of averaging. Second, one limitation of our work is that we optimize over a fixed horizon. We want to address it in future work. Finally, we show that the Bayes regret is smooth in tunable parameters. This suggests that it can be optimized by gradient-based methods, which could be easily applied to multiple tunable parameters.

References

- [1] Yasin Abbasi-Yadkori, Dávid Pál, and Csaba Szepesvári. Improved algorithms for linear stochastic bandits. In *Advances in Neural Information Processing Systems 24*, pages 2312–2320, 2011.
- [2] Marc Abeille and Alessandro Lazaric. Linear Thompson sampling revisited. In *Proceedings of the 20th International Conference on Artificial Intelligence and Statistics*, pages 176–184, 2017.
- [3] Shipra Agrawal and Navin Goyal. Further optimal regret bounds for Thompson sampling. In *Proceedings of the 16th International Conference on Artificial Intelligence and Statistics*, pages 99–107, 2013.
- [4] Shipra Agrawal and Navin Goyal. Thompson sampling for contextual bandits with linear payoffs. In *Proceedings of the 30th International Conference on Machine Learning*, pages 127–135, 2013.
- [5] Peter Auer, Nicolo Cesa-Bianchi, and Paul Fischer. Finite-time analysis of the multiarmed bandit problem. *Machine Learning*, 47:235–256, 2002.
- [6] Maria-Florina Balcan, Travis Dick, and Tuomas Sandholm. Learning to branch. In *International Conference on Machine Learning*, pages 353–362, 2018.
- [7] Maria-Florina Balcan, Travis Dick, and Ellen Vitercik. Dispersion for data-driven algorithm design, online learning, and private optimization. In *FOCS*, pages 603–614, 2018.
- [8] Jonathan Baxter. Theoretical models of learning to learn. In *Learning to Learn*. Springer, 1998.
- [9] Jonathan Baxter. A model of inductive bias learning. *Journal of artificial intelligence research*, 12: 149–198, 2000.
- [10] D. Berry and B. Fristedt. *Bandit problems : sequential allocation of experiments*. Chapman and Hall, London ; New York :, 1985.
- [11] Rich Caruana. Multitask learning. *Machine learning*, 28(1):41–75, 1997.
- [12] Olivier Chapelle and Lihong Li. An empirical evaluation of Thompson sampling. In *Advances in neural information processing systems*, pages 2249–2257, 2011.
- [13] Koby Crammer and Claudio Gentile. Multiclass classification with bandit feedback using adaptive regularization. In *Proceedings of the 28th International Conference on Machine Learning, ICML 2011, Bellevue, Washington, USA, June 28 - July 2, 2011*, pages 273–280, 2011.
- [14] Varsha Dani, Thomas Hayes, and Sham Kakade. Stochastic linear optimization under bandit feedback. In *Proceedings of the 21st Annual Conference on Learning Theory*, pages 355–366, 2008.
- [15] Aniket Anand Deshmukh, Urun Dogan, and Clay Scott. Multi-task learning for contextual bandits. In *NeurIPS*, pages 4848–4856, 2017.
- [16] R. Devanand and P. Kumar. Empirical study of Thompson sampling: Tuning the posterior parameters. *AIP Conference Proceedings*, 1853(1):050001, 2017.
- [17] Chelsea Finn, Pieter Abbeel, and Sergey Levine. Model-agnostic meta-learning for fast adaptation of deep networks. In *Proceedings of the 34th International Conference on Machine Learning*, pages 1126–1135, 2017.
- [18] Chelsea Finn, Kelvin Xu, and Sergey Levine. Probabilistic model-agnostic meta-learning. In *NeurIPS*, pages 9537–9548, 2018.
- [19] Luca Franceschi, Paolo Frasconi, Michele Donini, and Massimiliano Pontil. A bridge between hyperparameter optimization and learning-to-learn. In *Workshop on Meta-Learning*, 2018.
- [20] Claudio Gentile, Shuai Li, and Giovanni Zappella. Online clustering of bandits. In *Proceedings of the 31st International Conference on Machine Learning*, pages 757–765, 2014.
- [21] Mohammad Gheshlaghi Azar, Alessandro Lazaric, and Emma Brunskill. Sequential transfer in multi-armed bandit with finite set of models. In *Advances in Neural Information Processing Systems 26*, pages 2220–2228, 2013.
- [22] J. Gittins. Bandit processes and dynamic allocation indices. *Journal of the Royal Statistical Society. Series B (Methodological)*, 41(2):148–177, 1979.
- [23] J. Gittins, K. Glazebrook, and R. Weber. *Multi-armed bandit allocation indices*. John Wiley & Sons, 2011.
- [24] Volodymyr Kuleshov and Doina Precup. Algorithms for multi-armed bandit problems. *arXiv preprint arXiv:1402.6028*, 2014.
- [25] Branislav Kveton, Manzil Zaheer, Csaba Szepesvari, Lihong Li, Mohammad Ghavamzadeh, and Craig Boutilier. Randomized exploration in generalized linear bandits. *CoRR*, abs/1906.08947, 2019. URL <http://arxiv.org/abs/1906.08947>.
- [26] T. L. Lai and Herbert Robbins. Asymptotically efficient adaptive allocation rules. *Advances in Applied Mathematics*, 6(1):4–22, 1985.
- [27] Tor Lattimore and Csaba Szepesvári. *Bandit Algorithms*. Cambridge University Press (preprint), 2019.
- [28] Lihong Li, Wei Chu, John Langford, and Robert Schapire. A contextual-bandit approach to personalized news article recommendation. In *Proceedings of the 19th International Conference on World Wide Web*, 2010.

- [29] Lihong Li, Wei Chu, John Langford, and Xuanhui Wang. Unbiased offline evaluation of contextual-bandit-based news article recommendation algorithms. In *Proceedings of the 4th ACM International Conference on Web Search and Data Mining*, pages 297–306, 2011.
- [30] Lihong Li, Yu Lu, and Dengyong Zhou. Provably optimal algorithms for generalized linear contextual bandits. In *Proceedings of the 34th International Conference on Machine Learning*, pages 2071–2080, 2017.
- [31] Shuai Li, Alexandros Karatzoglou, and Claudio Gentile. Collaborative filtering bandits. In *Proceedings of the 39th Annual International ACM SIGIR Conference*, 2016.
- [32] Francis Maes, Louis Wehenkel, and Damien Ernst. Meta-learning of exploration/exploitation strategies: The multi-armed bandit case. In *International Conference on Agents and Artificial Intelligence*, pages 100–115. Springer, 2012.
- [33] Andreas Maurer. Algorithmic stability and meta-learning. *Journal of Machine Learning Research*, 6: 967–994, 2005.
- [34] Nikhil Mishra, Mostafa Rohaninejad, Xi Chen, and Pieter Abbeel. A simple neural attentive meta-learner. In *ICLR*, 2018. URL <https://openreview.net/forum?id=B1DmUzWAW>.
- [35] E. L. Presman and I. N. Sonin. *Sequential control with incomplete information. The Bayesian approach to multi-armed bandit problems*. Academic Press, 1990.
- [36] Nixon K. Ronoh, Reuben Odoyo, Edna Milgo, Madalina M. Drugan, and Bernard Manderick. Bernoulli bandits: an empirical comparison. In *ESANN*, 2015.
- [37] Daniel L Silver, Qiang Yang, and Lianghao Li. Lifelong machine learning systems: Beyond learning algorithms. In *2013 AAAI spring symposium series*, 2013.
- [38] Adith Swaminathan and Thorsten Joachims. Counterfactual risk minimization: Learning from logged bandit feedback. In *Proceedings of the 32nd International Conference on Machine Learning*, pages 814–823, 2015.
- [39] William R. Thompson. On the likelihood that one unknown probability exceeds another in view of the evidence of two samples. *Biometrika*, 25(3-4):285–294, 1933.
- [40] Sebastian Thrun. *Explanation-based neural network learning: A lifelong learning approach*. Kluwer, 1996.
- [41] Sebastian Thrun. Lifelong learning algorithms. In *Learning to learn*, pages 181–209. Springer, 1998.
- [42] Michel Tokic and Günther Palm. Value-difference based exploration: Adaptive control between epsilon-greedy and softmax. In *KI 2011: Advances in Artificial Intelligence, 34th Annual German Conference on AI*, pages 335–346, 2011.
- [43] Joannes Vermorel and Mehryar Mohri. Multi-armed bandit algorithms and empirical evaluation. In *ECML*, pages 437–448. Springer, 2005.
- [44] Jia Yuan Yu and Shie Mannor. Unimodal bandits. In *Proceedings of the 28th International Conference on Machine Learning*, pages 41–48, 2011.
- [45] Shi Zong, Hao Ni, Kenny Sung, Nan Rosemary Ke, Zheng Wen, and Branislav Kveton. Cascading bandits for large-scale recommendation problems. In *Proceedings of the 32nd Conference on Uncertainty in Artificial Intelligence*, 2016.

Sampling budget s		Best	Theory	TernaryEBRM			Uniform		
				100	500	2000	100	500	2000
Warm-up	UCB1	19.6	112.3	44.3 ± 1.8	24.1 ± 0.3	21.2 ± 0.1	396.8 ± 9.0	48.3 ± 1.7	27.4 ± 0.4
	TS	18.1	21.4	74.3 ± 2.9	31.1 ± 0.7	23.9 ± 0.2	440.4 ± 6.2	79.7 ± 2.4	28.4 ± 0.4
Bernoulli	UCB1	56.2	444.7	111.5 ± 2.5	68.7 ± 0.7	62.7 ± 0.3	317.6 ± 5.1	104.0 ± 2.4	62.8 ± 0.6
	TS	40.0	51.1	63.5 ± 1.8	46.1 ± 0.3	44.2 ± 0.1	363.8 ± 13.2	60.6 ± 0.9	46.3 ± 0.3
Beta	UCB1	17.9	444.2	46.6 ± 1.1	23.9 ± 0.5	19.9 ± 0.1	127.4 ± 2.5	40.2 ± 1.3	24.9 ± 0.3
	TS	38.2	52.5	59.5 ± 1.2	46.8 ± 0.4	44.2 ± 0.2	367.8 ± 14.1	57.3 ± 0.8	47.7 ± 0.2
Linear	LinUCB	48.8	386.3	132.0 ± 5.6	64.3 ± 0.7	56.3 ± 0.3	642.7 ± 39.5	121.9 ± 3.5	66.7 ± 0.8
	LinTS	58.7	387.8	105.5 ± 3.1	65.7 ± 0.4	64.4 ± 0.1	291.0 ± 22.0	103.5 ± 2.1	72.1 ± 0.7
Logistic	UCB-GLM	67.6	231.0	84.8 ± 1.2	74.5 ± 0.2	73.0 ± 0.1	148.8 ± 4.4	82.7 ± 0.7	77.0 ± 0.2
	GLM-TSL	81.3	484.4	96.8 ± 1.0	87.4 ± 0.2	85.0 ± 0.2	127.9 ± 2.7	95.0 ± 0.6	89.0 ± 0.3

Table 2: The Bayes regret after tuning by TernaryEBRM and Uniform at horizon $n = 20000$. The results are averaged over 1000 runs.

Sampling budget s		Best	Theory	TernaryEBRM			Uniform		
				100	500	2000	100	500	2000
Warm-up	UCB1	21.3	137.9	73.8 ± 4.1	28.8 ± 0.5	23.9 ± 0.2	746.5 ± 17.8	73.7 ± 2.8	34.6 ± 0.7
	TS	19.7	24.0	120.2 ± 5.1	40.0 ± 1.0	27.8 ± 0.2	886.1 ± 12.5	132.5 ± 4.5	37.9 ± 0.9
Bernoulli	UCB1	68.1	542.8	178.3 ± 5.4	83.2 ± 1.1	75.9 ± 0.5	603.3 ± 10.8	148.5 ± 4.0	77.6 ± 1.1
	TS	46.1	57.7	82.1 ± 1.7	55.8 ± 0.4	53.9 ± 0.2	696.4 ± 27.6	80.7 ± 1.8	55.4 ± 0.4
Beta	UCB1	21.2	543.7	77.0 ± 2.3	30.7 ± 0.9	23.8 ± 0.2	248.2 ± 5.2	64.1 ± 2.4	30.7 ± 0.4
	TS	45.0	59.7	78.7 ± 2.2	56.1 ± 0.5	51.7 ± 0.2	660.5 ± 26.4	77.2 ± 1.4	58.9 ± 0.4
Linear	LinUCB	53.3	426.9	207.9 ± 11.3	75.0 ± 1.1	65.2 ± 0.4	1042.3 ± 57.3	180.4 ± 5.7	79.3 ± 1.2
	LinTS	65.2	442.6	164.5 ± 9.8	74.4 ± 0.7	70.6 ± 0.2	433.9 ± 22.3	138.2 ± 4.1	81.4 ± 0.8
Logistic	UCB-GLM	80.2	266.5	104.6 ± 1.6	88.5 ± 0.3	85.0 ± 0.2	232.3 ± 7.4	106.5 ± 1.0	95.3 ± 0.3
	GLM-TSL	98.2	605.7	117.3 ± 1.1	107.1 ± 0.3	105.0 ± 0.2	190.4 ± 6.4	118.7 ± 1.0	108.9 ± 0.4

Table 3: The Bayes regret after tuning by TernaryEBRM and Uniform at horizon $n = 40000$. The results are averaged over 1000 runs.

A Appendix

The Bayes regret of tuned bandit algorithms at horizons $n = 20000$ and $n = 40000$ is in Tables 2 and 3, respectively.