

# Generalized Variational Inference: Three arguments for deriving new Posteriors

**Jeremias Knoblauch**

*The Alan Turing Institute  
Dept. of Statistics  
University of Warwick  
Coventry, CV4 7AL, UK*

J.KNOBLAUCH@WARWICK.AC.UK

**Jack Jewson**

*The Alan Turing Institute  
Dept. of Statistics  
University of Warwick  
Coventry, CV4 7AL, UK*

J.E.JEWSON@WARWICK.AC.UK

**Theodoros Damoulas**

*The Alan Turing Institute  
Depts. of Computer Science & Statistics  
University of Warwick  
Coventry, CV4 7AL, UK*

T.DAMOULAS@WARWICK.AC.UK

**Editor:** Leslie Pack Kaelbling

## Abstract

In this paper we advocate an optimization-centric view on Bayesian statistics and introduce a novel generalization of Bayesian inference. On both counts, our inspiration is the representation of Bayes' rule as an infinite-dimensional optimization problem as shown independently by Csiszár (1975); Donsker and Varadhan (1975); Zellner (1988). First, we use this representation to prove a surprising optimality result of standard Variational Inference (VI) methods: Under the proposed view, the standard Evidence Lower Bound (ELBO) maximizing VI posterior is always preferable to alternative approximations of the Bayesian posterior. Next, we argue for an optimization-centric generalization of standard Bayesian inference. The need for this generalization arises in situations of severe misalignment between reality and three assumptions underlying the standard Bayesian posterior: (1) Well-specified priors, (2) well-specified likelihood models and (3) the availability of infinite computing power. In response to this observation, our generalization is defined by three arguments and named the Rule of Three (RoT). Each of its three arguments relaxes one of the assumptions underlying standard Bayesian inference. We axiomatically derive the RoT and recover existing methods as special cases, including the Bayesian posterior and its approximation by standard Variational Inference (VI). In contrast, alternative approximations to the Bayesian posterior maximizing other ELBO-like objectives violate these axioms. Finally, we introduce a special case of the RoT that we call Generalized Variational Inference (GVI). GVI posteriors are a large and tractable family of belief distributions specified by three arguments: A loss, a divergence and a variational family. GVI posteriors possess appealing theoretical properties, including consistency and an interpretation as an approximate ELBO.

The last part of the paper explores some attractive applications of GVI in popular machine learning models, including robustness and more appropriate marginals. After deriving black box inference schemes for GVI posteriors, their predictive performance is investigated on Bayesian Neural Networks and Deep Gaussian Processes, where GVI can comprehensively improve upon existing methods.

**Keywords:** Bayesian Inference, Generalized Bayesian Inference, Variational Inference, Bayesian Neural Networks, Deep Gaussian Processes

## 1. Introduction

Though famously first discovered in Bayes (1763), the version of Bayes’ Theorem that a modern audience would be familiar with is much closer to the one in De Laplace (1774). Bayes’ Theorem (or Bayes’ rule) is one of the most fundamental results in probability theory and states that for a probability measure  $\mathbb{P}$  and two events  $A, B$ , it holds that

$$\mathbb{P}(A|B) = \frac{\mathbb{P}(B|A)\mathbb{P}(A)}{\mathbb{P}(B)}.$$

As usual,  $\mathbb{P}(A|B)$  denotes the conditional probability of event  $A$  given that event  $B$  occurred. It would take nearly two more centuries for this mathematical result to be used as the basis for an entire school of statistical inference (Fienberg, 2006). More precisely, Fisher (1950) makes the first mention of the term *Bayesian* in our modern understanding (David, 1998).

Bayesian statistics uses Bayes’ Theorem to conduct inference on an unknown and unobservable event  $A$ . Specifically, suppose that one can compute for an observable event  $B$  the probability  $\mathbb{P}(B|A)$  and has a prior belief  $\mathbb{P}(A)$  about the event  $A$  before observing  $B$ . In this situation, Bayes’ rule tells us that we should be able to draw probabilistic inferences on  $A|B$  by computing the probability  $\mathbb{P}(A|B)$ . In practice, the events  $A$  quantify the uncertainty about a parameter of interest  $\theta \in \Theta$  and so are of the form  $A \subset \Theta$ . The prior beliefs about events  $A$  are usually specified by some probability density  $\pi : \Theta \rightarrow \mathbb{R}_+$  inducing the probability measure  $\mathbb{P}(A) = \int_A d\pi(\theta)$ . This leaves us with the need to specify a probability distribution  $\mathbb{P}(B|A)$  that relates the (unobserved) parameter  $\theta$  to the (observable) event  $B$ . In practice, one typically sets  $B = x_{1:n}$  to correspond to  $n$  observations  $x_{1:n}$ . The next step is to define a distribution of  $B|A$ . This amounts to positing a likelihood function  $p_n(x_{1:n}|\theta)$  and setting  $\mathbb{P}(B|A) = p_n(x_{1:n}|\theta)$ . Put together, this yields the standard *Bayesian posterior* that we denote as  $q_B^*(\theta)$  throughout the paper and which is given by

$$q_B^*(\theta) = \frac{p_n(x_{1:n}|\theta)\pi(\theta)}{Z}.$$

Here,  $Z = \int_{\Theta} p_n(x_{1:n}|\theta)d\pi(\theta)$  is the normalizing constant—also known as partition function—whose computation generally makes the Bayesian posterior intractable.

Bayesian inference is appealing both conceptually and practically: Unlike frequentist inference, Bayesian methods allow inferences to be informed by domain expertise in form of a carefully specified prior belief  $\pi(\theta)$ . Further, Bayesian inference produces belief distributions (rather than point estimates) over the parameter of interest  $\theta \in \Theta$  that best fits the observed data  $x_{1:n}$  while taking into account a prior belief  $\pi(\theta)$  about appropriate values of  $\theta$ . As a consequence, Bayesian inferences automatically quantify uncertainty about  $\theta$ . This is practically useful in many situations, but especially if one uses  $\theta$  predictively: Integrating

over  $q_{\text{B}}^*(\boldsymbol{\theta})$  avoids being over-confident about the best value of  $\boldsymbol{\theta}$ , substantially improving predictive performance (see e.g. Aitchison, 1975). Amongst other benefits, it is this enhanced predictive performance that has cast Bayesian inference as one of the predominant paradigms in contemporary large-scale statistical inference and machine learning.

While Bayesian methods automatically quantify the uncertainty about their inferences, this comes at a cost: In the translation of Bayes’ rule into the Bayesian posterior  $q_{\text{B}}^*(\boldsymbol{\theta})$ , we have made three implicit but crucial assumptions. Firstly, we have assumed that the modeller has a prior belief  $\pi(\boldsymbol{\theta})$  which is worth being taken into account and which the modeller is capable of writing out mathematically. Secondly, we specified the likelihood function  $p_n(x_{1:n}|\boldsymbol{\theta})$  as a conditional probability. In other words, we have assumed that the model is correctly specified, which is to say that  $p_n(x_{1:n}|\boldsymbol{\theta}^*) = d\mathbb{P}(x_{1:n})$  for some unknown value of  $\boldsymbol{\theta}^* \in \Theta$ . Thirdly, we have assumed the availability of enough computational power to compute and perform exact inference based upon the generally intractable posterior  $q_{\text{B}}^*(\boldsymbol{\theta})$ . In many situations, these three assumptions built into  $q_{\text{B}}^*(\boldsymbol{\theta})$  are harmless. For modern large-scale statistical machine learning tasks however, they are frequently violated.

To address this, the current paper takes a step back from Bayes’ Theorem and the standard Bayesian posterior  $q_{\text{B}}^*(\boldsymbol{\theta})$  to define a generalized class of posterior belief distributions. Throughout, we motivate this with the tension between the three main assumptions underlying standard Bayesian inference on the one hand and the requirement of many contemporary statistical applications on the other hand. To resolve this tension, we define a generalization of Bayesian inference that we call the Rule of Three (RoT). The RoT is specified by an optimization problem over the space of probability measures  $\mathcal{P}(\Theta)$  on  $\Theta$  with three arguments. These arguments are a loss function  $\ell$ , a divergence  $D$  measuring the deviation of the posterior from the prior and a space  $\Pi \subseteq \mathcal{P}(\Theta)$  of feasible solutions. Together, these three ingredients define posterior beliefs of the form

$$q^*(\boldsymbol{\theta}) = \arg \min_{q \in \Pi} \left\{ \mathbb{E}_{q(\boldsymbol{\theta})} \left[ \sum_{i=1}^n \ell(\boldsymbol{\theta}, x_i) \right] + D(q||\pi) \right\} \stackrel{\text{def}}{=} P(\ell, D, \Pi). \quad (1)$$

This recovers previous generalizations of Bayesian inference, including those inspired by Gibbs posteriors (e.g. Ghosh and Basu, 2016; Bissiri et al., 2016; Jewson et al., 2018; Nakagawa and

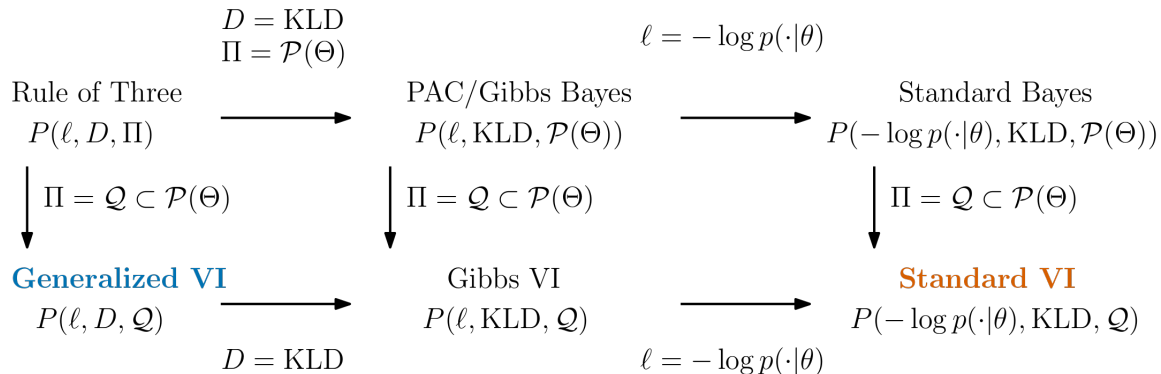


Figure 1: A taxonomy of some important belief distributions as special cases of the RoT.

Hashimoto, 2019; Chérif-Abdellatif and Alquier, 2019), tempered posteriors (e.g. Grünwald, 2011, 2012; Holmes and Walker, 2017; Grünwald and Van Ommen, 2017; Miller and Dunson, 2019), as well as PAC-Bayesian approaches (for a recent overview, see Guedj, 2019). we illustrate this taxonomy in Figure 1. Unlike any of these previous generalizations however, posteriors taking the form  $P(\ell, D, \Pi)$  may be non-multiplicative. One of the most important implications of this is that in contrast to previous generalizations, the RoT can recover standard Variational Inference (VI) posteriors based on minimizing the Kullback-Leibler Divergence (KLD) to  $q_B^*(\theta)$ . Notably, this is true even though standard VI is derived as an approximation to the Bayesian posterior  $q_B^*(\theta)$ . Even more remarkably, variational approximations to the Bayesian posterior that are constructed by minimizing divergences other than the KLD are *not* recovered by the RoT. This inspires us to define and investigate Generalized Variational Inference (GVI), the tractable special case for the RoT in which  $\Pi = \mathcal{Q} = \{q(\theta|\kappa) : \kappa \in \mathbf{K}\} \subset \mathcal{P}(\Theta)$  is chosen to be a variational family. Various theoretical and empirical findings lead us to conclude that GVI posteriors are well-suited to real world inference problems and are an exciting first step on the way to derive generalized and tractable posterior belief distributions. The paper draws these conclusions in five steps.

**Section 2:** We recapitulate the standard approach to Bayesian inference and various variational approximation schemes for  $q_B^*(\theta)$ . Unconventionally, we do so through the lens of infinite-dimensional optimization. This view provides a number of interesting insights: For example, it enables a natural breakdown of variational approximation methods. Further, it reveals that relative to the infinite-dimensional optimization problem whose solution is the Bayesian posterior, the standard Variational Inference (VI) posterior is the optimal solution in its finite-dimensional variational family. Perhaps surprisingly, this also implies that for any fixed variational family, alternative approximations in the same variational family are sub-optimal.

**Section 3:** We explain why a generalized view on Bayesian inference is necessary. To this end, we first give a brief overview over the three assumptions that justify Bayesian inference: The availability of both an appropriately specified prior belief and likelihood as well as sufficient computational power to address the intractability of  $q_B^*(\theta)$ . We then proceed to contrast these three assumptions with the realities of modern day large-scale statistical inference and use three examples to explain the real world problems arising from this misalignment between assumptions and reality.

**Section 4:** We derive a generalized representation of Bayesian inference that we call the Rule of Three (RoT) based on three simple axioms. The RoT is inspired by our optimality finding regarding standard VI in Section 2. Thus, unlike previous generalizations it defines an *optimization-centric* outlook on Bayesian inference. We discuss the RoT and explain how it can address the adverse effects of violating the assumptions underlying standard Bayesian inference. Further, we connect the RoT to existing Bayesian methods, the information bottleneck method and PAC-Bayesian approaches.

**Section 5:** Translating the conceptual contribution of the RoT into a methodological one, we introduce Generalized Variational Inference (GVI). We explain how to use GVI for robust inference and more appropriate marginal variances. We also point to

some theoretical findings, including frequentist consistency and an interpretation of GVI as approximate evidence lower bound. Lastly, we discuss computation of GVI posteriors. While special cases permit closed form objectives, one generally needs to rely on stochastic Black Box GVI (BBGVI).

**Section 6:** We reinforce the conceptual and methodological appeal of GVI with two large-scale inference applications: Bayesian Neural Networks (BNNs) and Deep Gaussian Processes (DGPs). In different ways, both model classes are representative for the different ways in which contemporary large-scale inference is often misaligned with the assumptions underlying the standard Bayesian posterior. We show that appropriately addressing this misalignment dramatically improves performance.

Throughout, we radically simplify the presentation for improved readability: For example, we do not incorporate latent variables into our notation in spite of demonstrating GVI on a Deep Gaussian Process (DGP) latent variable model in Section 6.2. Further, we assume that losses are additive, homogeneous and such that the  $i$ -th loss term  $\ell(\boldsymbol{\theta}, x_i)$  only depends on  $x_i$ . None of these assumptions are necessary, and one could replace  $\ell(\boldsymbol{\theta}, x_i)$  by  $\ell_i(\boldsymbol{\theta}, x_{1:i})$  or  $\ell_i(\boldsymbol{\theta}, x_{\text{nbh}(i)})$  for some neighbourhood  $\text{nbh}(i) \subset \{1, 2, \dots, n\}$  throughout the paper without violating the principles of the RoT or GVI<sup>1</sup>.

## 2. An optimization-centric view on Bayesian inference

Before presenting our main findings, we set the stage by introducing an optimization-centric view on (generalized) Bayesian inference. Specifically, we draw attention to an isomorphism between the Bayesian posterior and an infinite-dimensional optimization problem and discuss three implications of this relationship.

**Section 2.2:** Committing to any exact Bayesian posterior is equivalent to committing to a particular optimization problem over the space of probability measures

**Section 2.3:** Taking an optimization-centric view of Bayesian inference and holding the variational family fixed, standard Variational Inference (VI) produces *optimal* approximations of the exact Bayesian posterior.

**Section 2.4:** non-standard VI methods based on alternative divergences are *suboptimal* approximations of the exact Bayesian posterior.

### 2.1 Preliminaries

Given a prior belief  $\pi(\boldsymbol{\theta})$  about the parameter and observations  $x_{1:n}$  linked to  $\boldsymbol{\theta}$  via a likelihood function  $p(x_i|\boldsymbol{\theta})$ , the **standard Bayesian posterior** belief  $q_{\text{B}}^*(\boldsymbol{\theta})$  is computed through a multiplicative updating rule with  $\ell(\boldsymbol{\theta}, x_i) = -\log p(x_i|\boldsymbol{\theta})$  as

$$q_{\text{B}}^*(\boldsymbol{\theta}) \propto \pi(\boldsymbol{\theta}) \prod_{i=1}^n \exp\{-\ell(\boldsymbol{\theta}, x_i)\}. \quad (2)$$

---

1. For the interested reader, we note that the appropriate notational extension of GVI to latent variables and non-homogeneous losses is formalized in Knoblauch (2019a), see e.g. Assumption 1 and Remarks 1,2 and 3 therein.

While this way of writing Bayes rule might seem cumbersome, it reveals that the multiplicative structure is in principle applicable to any loss function. This leads to the development of a **generalized Bayesian posterior** by replacing the negative log likelihood with any loss  $\ell : \Theta \times \mathcal{X} \rightarrow \mathbb{R}$ . If the normalizer of eq. (2) exists, such treatment provides a coherent and principled way to update beliefs about an arbitrary parameter  $\theta$  (Bissiri et al., 2016).

To make this generalization tangible, imagine that  $\theta$  denotes the median for the data generating mechanism that produced  $x_{1:n}$  and that one wishes to update beliefs about it in a Bayesian manner. A loss-based Bayesian treatment of this problem would combine a prior belief  $\pi$  about the median with the loss  $\ell(\theta, x_i) = |\theta - x_i|_1$ . Together, these two ingredients yield a generalized Bayesian posterior belief about the median as given above. For some applications with  $\ell(\theta, x_i) \neq -\log p(x_i|\theta)$ , see Ghosh and Basu (2016); Alquier et al. (2016); Grünwald and Van Ommen (2017); Jewson et al. (2018); Knoblauch et al. (2018); Chérif-Abdellatif and Alquier (2019) or Nakagawa and Hashimoto (2019).

Throughout this paper, we do not notationally distinguish standard and generalized Bayesian posteriors. Unless we make the distinction explicit, we subsume both types of belief distributions under the name **Bayesian posterior** and denote any posterior belief computed as in eq. (2) by  $q_{\text{B}}^*(\theta)$ . The asterisk superscript in  $q_{\text{B}}^*(\theta)$  emphasizes an observation we make next and that will be a recurrent theme throughout the paper: *Any* posterior belief distribution is the result of an appropriately specified optimization problem.

## 2.2 Bayesian inference as infinite-dimensional optimization

The traditional perspective on Bayesian posteriors derives from the basic laws of probability and in particular Bayes’ Theorem: If  $p(x_i|\theta)$  denotes the conditional density of  $x_i$  given  $\theta$  and  $\pi(\theta)$  denotes the density of  $\theta$ , the conditional probability of  $\theta$  given  $x_{1:n}$  is given by  $q_{\text{B}}^*(\theta)$  in eq. (2) with  $\ell(\theta, x_i) = -\log p(x_i|\theta)$ . This multiplicative update rule is motivated slightly differently for generalized Bayesian posteriors, but the inherent logic largely remains the same: By imposing coherence, one forces the priors and losses into an exponentially additive relationship (see also Section 4.4.2). One interpretation of this is that one treats the loss terms  $\exp\{-\ell(\theta, x_i)\}$  as quasi-likelihoods, rendering the resulting posteriors at very strongly inspired by conditionalization and the fundamental rules of probability that underlie Bayes’ rule<sup>2</sup>.

While Bayes’ rule and eq. (2) are well-known, there is a conceptually rather different path for arriving at  $q_{\text{B}}^*(\theta)$ : Dating back at least to Csiszár (1975) and Donsker and Varadhan (1975), it was shown that Bayesian inference can be recast as the solution to an infinite-dimensional optimization problem. This result was rediscovered in statistics by Zellner (1988) and states that for  $\mathcal{P}(\Theta)$  denoting the space of all probability measures on  $\Theta$ , the Bayesian posterior is given by

$$q_{\text{B}}^*(\theta) = \arg \min_{q \in \mathcal{P}(\Theta)} \left\{ \mathbb{E}_{q(\theta)} \left[ -\sum_{i=1}^n \log(p(x_i|\theta)) \right] + \text{KLD}(q||\pi) \right\},$$

---

2. Note that the literature on PAC-Bayesian procedures can provide different justifications for multiplicative update rules (see e.g. Germain et al., 2016; Guedj, 2019).

where KLD is the Kullback-Leibler divergence (Kullback and Leibler, 1951) given by

$$\text{KLD}(q||\pi) = \mathbb{E}_{q(\boldsymbol{\theta})} \left[ \log \left( \frac{q(\boldsymbol{\theta})}{\pi(\boldsymbol{\theta})} \right) \right] = \mathbb{E}_{q(\boldsymbol{\theta})} [\log q(\boldsymbol{\theta})] - \mathbb{E}_{q(\boldsymbol{\theta})} [\log \pi(\boldsymbol{\theta})].$$

Similarly, the generalized Bayesian posteriors of Bissiri et al. (2016) solve the optimization problem given by

$$q_B^*(\boldsymbol{\theta}) = \arg \min_{q \in \mathcal{P}(\Theta)} \left\{ \mathbb{E}_{q(\boldsymbol{\theta})} \left[ \sum_{i=1}^n \ell(\boldsymbol{\theta}, x_i) \right] + \text{KLD}(q||\pi) \right\}. \quad (3)$$

This objective allows a re-interpretation of Bayesian inference as regularized optimization: As in maximum likelihood inference or other empirical risk minimization tasks, one wishes to minimize some loss function over the data. Unlike with frequentist methods however, one wishes to quantify uncertainty and obtain a belief distribution rather than a point estimate. Consequently, one adds the KLD regularization term. Note that if this KLD term were absent from eq. (3), the solution of the optimization problem would simply be a Dirac mass  $\delta_{\hat{\boldsymbol{\theta}}_n}(\boldsymbol{\theta})$  at the empirical risk minimizer  $\hat{\boldsymbol{\theta}}_n$ , since  $\delta_{\hat{\boldsymbol{\theta}}_n}(\boldsymbol{\theta}) \in \mathcal{P}(\Theta)$ .

For completeness' sake, we now provide a self-contained proof of eq. (3) which is based on the one in the supplementary material of Bissiri et al. (2016). This encompasses the original result of (Csiszár, 1975) and (Donsker and Varadhan, 1975) for  $\ell(\boldsymbol{\theta}, x_i) = -\log p(x_i|\boldsymbol{\theta})$ .

**Theorem 1** *If  $Z = \int_{\Theta} \exp \{-\sum_{i=1}^n \ell(\boldsymbol{\theta}, x_i)\} \pi(\boldsymbol{\theta}) d\boldsymbol{\theta} < \infty$ , then the solution of eq. (3) exists and is equivalent to the generalized Bayesian posterior  $q_B^*(\boldsymbol{\theta})$  as given in eq. (2).*

**Proof** One may rewrite the objective in eq. (3) as

$$\begin{aligned} q^*(\boldsymbol{\theta}) &= \arg \min_{q \in \mathcal{P}(\Theta)} \left\{ \int_{\Theta} \left[ \log \left( \exp \left\{ \sum_{i=1}^n \ell(\boldsymbol{\theta}, x_i) \right\} \right) + \log \left( \frac{q(\boldsymbol{\theta})}{\pi(\boldsymbol{\theta})} \right) \right] q(\boldsymbol{\theta}) d\boldsymbol{\theta} \right\} \\ &= \arg \min_{q \in \mathcal{P}(\Theta)} \left\{ \int_{\Theta} \log \left( \frac{q(\boldsymbol{\theta})}{\pi(\boldsymbol{\theta}) \exp \{-\sum_{i=1}^n \ell(\boldsymbol{\theta}, x_i)\}} \right) q(\boldsymbol{\theta}) d\boldsymbol{\theta} \right\}. \end{aligned}$$

As one only cares about the minimizer  $q^*(\boldsymbol{\theta})$  (and not the objective value), it also holds that for any constant  $Z > 0$ , the above is equal to

$$\begin{aligned} q^*(\boldsymbol{\theta}) &= \arg \min_{q \in \mathcal{P}(\Theta)} \left\{ \int_{\Theta} \log \left( \frac{q(\boldsymbol{\theta})}{\pi(\boldsymbol{\theta}) \exp \{-\sum_{i=1}^n \ell(\boldsymbol{\theta}, x_i)\} Z^{-1}} \right) q(\boldsymbol{\theta}) d\boldsymbol{\theta} - \log Z \right\} \\ &= \arg \min_{q \in \mathcal{P}(\Theta)} \left\{ \text{KLD} \left( q(\boldsymbol{\theta}) \parallel \pi(\boldsymbol{\theta}) \exp \left\{ -\sum_{i=1}^n \ell(\boldsymbol{\theta}, x_i) \right\} Z^{-1} \right) \right\}. \end{aligned}$$

Lastly, one sets  $Z = \int_{\Theta} \exp \{-\sum_{i=1}^n \ell(\boldsymbol{\theta}, x_i)\} \pi(\boldsymbol{\theta}) d\boldsymbol{\theta}$  and notes that as the KLD is a statistical divergence, it is minimized uniquely if its two arguments are the same, so  $q^*(\boldsymbol{\theta}) = q_B^*(\boldsymbol{\theta})$ . ■

The result in Theorem 1 implies an important isomorphism that drives much of the current paper's development: Any commitment to a (standard or generalized) Bayesian posterior is always a commitment to an optimization objective. In other words, the Bayesian posterior for a given inference problem is adequate if and only if the objective in eq. (3) is.

**Observation 1 (Isomorphism)** *Suppose an agent  $A$  wishes to conduct inference based upon the Bayesian posterior  $q_B^*(\boldsymbol{\theta})$  in eq. (2). Then agent  $A$  conducts inference by solving an optimization problem, namely the one in eq. (3).*

The above observation implies that computing the Bayesian posterior  $q_B^*(\boldsymbol{\theta})$  is equivalent to assuming that the objective of eq. (3) is appropriate for producing belief distributions. In Section 3, we will explain why the usefulness of the standard Bayesian posterior—and thus of the objective in eq. (3)—is at least doubtful for many contemporary statistical machine learning problems.

**Remark 2** *The sceptical reader may notice that given the Bayesian posterior, eq. (3) is not the unique solution-inducing problem. Specifically, suppose that  $D$  is a statistical divergence. Then  $D(q||p) \geq 0$  and  $D(q||p) = 0$  if and only if  $q(\boldsymbol{\theta}) = p(\boldsymbol{\theta})$  almost everywhere. Hence, one could object that in fact any optimization problem of the form*

$$q^*(\boldsymbol{\theta}) = \arg \min_{q \in \mathcal{P}(\Theta)} D(q||q_B^*) \quad (4)$$

*will be solved setting  $q^*(\boldsymbol{\theta}) = q_B^*(\boldsymbol{\theta})$ . While true, this is tautological: In particular, such optimization problems shed no light on how  $q_B^*(\boldsymbol{\theta})$  was arrived at. By their very construction, problems of this form pre-suppose that  $q_B^*(\boldsymbol{\theta})$  is the posterior belief one wishes to obtain.*

*Thus, while there exist infinitely many optimization problems whose solution is  $q_B^*(\boldsymbol{\theta})$ , some are more meaningful than others. Specifically, whenever one seeks to solve an objective of the form given in eq. (4), the Bayesian posterior appears *deus ex machina*. This does not allow us any interpretation about what  $q^*(\boldsymbol{\theta})$  itself stands for and why it is a desirable belief distribution to target. In contrast, eq. (3) shows that the Bayesian posterior arises as the solution of a clearly interpretable optimization problem.*

### 2.3 Optimality of standard Variational Inference

While Bayesian posteriors of the form given in eq. (2) are analytically available up to a normalizing constant, this is not immediately useful. Specifically, (asymptotically) exact computations of expectations and integrals with respect to these posteriors are in general only possible through sampling methods and incur a large computational burden. To alleviate this problem, numerous approximations to the exact Bayesian posterior have been proposed. The principal idea of any such approximation is to force the posterior belief into some parametric form. Specifically, one seeks to approximate  $q_B^*(\boldsymbol{\theta}) \approx q_A^*(\boldsymbol{\theta})$ , where  $q_A^*(\boldsymbol{\theta}) \in \mathcal{Q}$  and

$$\mathcal{Q} = \{q(\boldsymbol{\theta}|\boldsymbol{\kappa}) : \boldsymbol{\kappa} \in \mathbf{K}\} \quad (5)$$

denotes a family of distributions parameterized by  $\boldsymbol{\kappa}$ . It is obvious that this significantly reduces the computational burden, as it transforms the optimization from an infinite-dimensional into a finite-dimensional one.

The literature on approximations of this sort is large and has diverse origins. Their development arguably started with Laplace Approximations (see e.g. the seminal papers of Tierney and Kadane, 1986; Shun and McCullagh, 1995; MacKay, 1998), which have recently been refined substantially into Integrated Nested Laplace Approximations (Rue et al., 2009).



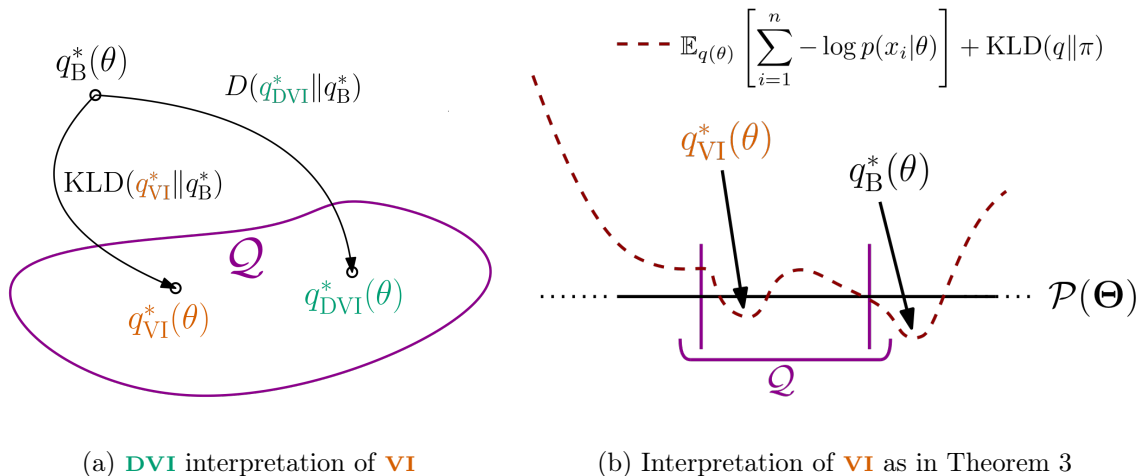


Figure 2: Best viewed in color. Depicted is a schematic to clarify the conceptual distinction between two interpretations of **VI**. **DVI** methods interpret **VI** as the KLD-projection of  $q_B^*(\theta)$  into the variational family  $\mathcal{Q}$ . New methods are then derived by replacing the KLD with alternative projection operators. In contrast, Theorem 3 interprets **VI** posteriors as best solutions to a constrained optimization problem. Rather than finding the global optimum  $q_B^*(\theta)$  of the optimization problem in eq. (3), **VI** finds the best solution in the subset  $\mathcal{Q} \subset \mathcal{P}(\Theta)$ . This optimization-centric view on variational methods is also the logic underlying **GVI** posteriors.

A second family of approximation methods known as Expectation Propagation (Opper and Winther, 2000; Minka, 2001) was motivated through factor graphs and message passing (Minka, 2005). The third and arguably most successful approach originated by connecting the Expectation-Maximization algorithm (Dempster et al., 1977) and the variational free energy from physics (Neal and Hinton, 1998), culminating in Variational Inference (VI) (Jordan et al., 1999; Beal, 2003). For these methods,  $\mathcal{Q}$  in eq. (5) is called the variational family.

Traditionally, two main interpretations of VI prevail. Firstly, one can derive its objective function as an Evidence Lower Bound (ELBO). Secondly, one can show that the same objective function minimizes the KLD between  $\mathcal{Q}$  and  $q_B^*(\theta)$ . In this paper, we introduce and advocate a third—to the best of our knowledge novel—view on VI: Relative to the objective in eq. (3), VI corresponds to the best  $\mathcal{Q}$ -constrained solution.

### 2.3.1 VI AS LOG EVIDENCE BOUND

A standard way of deriving VI is the following: Since one wishes to obtain the posterior maximizing the evidence in the data, a reasonable objective is to pick the element in the approximating family  $\mathcal{Q}$  that maximizes the evidence. This logic is operationalized by

observing that for  $Z$  the normalizing constant (or partition function) and any  $q(\boldsymbol{\theta}) \in \mathcal{Q}$ ,

$$\begin{aligned} \log p(x_{1:n}) &= \log \left( \int_{\Theta} Z^{-1} \exp\left\{-\sum_{i=1}^n \ell(\boldsymbol{\theta}, x_i)\right\} \pi(\boldsymbol{\theta}) d\boldsymbol{\theta} \right) \\ &= \log \left( \int_{\Theta} \exp\left\{-\sum_{i=1}^n \ell(\boldsymbol{\theta}, x_i)\right\} \frac{\pi(\boldsymbol{\theta})}{q(\boldsymbol{\theta})} q(\boldsymbol{\theta}) d\boldsymbol{\theta} \right) - \log Z \\ &\stackrel{JIE}{\geq} \int_{\Theta} \log \left( \exp\left\{-\sum_{i=1}^n \ell(\boldsymbol{\theta}, x_i)\right\} \frac{\pi(\boldsymbol{\theta})}{q(\boldsymbol{\theta})} \right) q(\boldsymbol{\theta}) d\boldsymbol{\theta} - \log Z \end{aligned} \quad (6)$$

where we have applied Jensen’s Inequality in the last step. The right hand side of eq. (6) is called the Evidence Lower Bound (ELBO), and maximizing it over  $\mathcal{Q}$  is independent of  $Z$ . With this, one finally obtains the standard VI posterior as solution to an optimization problem given by

$$q_{\text{VI}}^*(\boldsymbol{\theta}) = \arg \min_{q \in \mathcal{Q}} \left\{ \mathbb{E}_{q(\boldsymbol{\theta})} \left[ \sum_{i=1}^n \ell(\boldsymbol{\theta}, x_i) \right] + \text{KLD}(q \parallel \pi) \right\}. \quad (7)$$

Here,  $q_{\text{VI}}^*(\boldsymbol{\theta}) = q(\boldsymbol{\theta} \mid \boldsymbol{\kappa}^*)$  for some optimal parameter  $\boldsymbol{\kappa}^* \in \mathbf{K}$ .

Taking inspiration from the Evidence Lower Bound interpretation of the VI objective, alternative approximation methods produce VI posteriors maximizing generalized Evidence Lower Bounds (e.g. Chen et al., 2018; Domke and Sheldon, 2018; Burda et al., 2016). For some bound  $\log p(x_{1:n}) \leq \text{G-ELBO}(q)$  on the evidence, such methods produce posteriors as

$$q_{\text{G-ELBO}}^*(\boldsymbol{\theta}) = \arg \min_{q \in \mathcal{Q}} \{ \text{G-ELBO}(q) \}.$$

### 2.3.2 VI AS KLD-MINIMIZATION & DISCREPANCY VI (DVI)

A second well-known perspective on standard VI posteriors is motivated by rewriting the objective in eq. (7) in terms of the Kullback-Leibler Divergence (KLD) as follows:

$$q_{\text{VI}}^*(\boldsymbol{\theta}) = \arg \min_{q \in \mathcal{Q}} \left\{ \text{KLD} \left( q(\boldsymbol{\theta}) \parallel q_{\text{B}}^*(\boldsymbol{\theta}) \right) \right\}$$

The relevant algebraic arguments are similar to the ones used in the proof of Theorem 1. In effect, the resulting re-arrangement of terms above shows that standard VI finds the element  $q_{\text{VI}}^*(\boldsymbol{\theta}) \in \mathcal{Q}$  closest to the Bayesian posterior belief in the KLD-sense.

This insight has produced a growing body of literature seeking to minimize (local or global) discrepancies  $D$  between  $\mathcal{Q}$  and  $q_{\text{B}}^*(\boldsymbol{\theta})$  that are different from the KLD (e.g. Minka, 2001; Opper and Winther, 2000; Li and Turner, 2016; Saha et al., 2019; Dieng et al., 2017; Hernández-Lobato et al., 2016; Yang et al., 2019; Cichocki and Amari, 2010; Ranganath et al., 2016; Wang et al., 2018). For a discrepancy measure  $D : \mathcal{P}(\Theta) \times \mathcal{P}(\Theta) \rightarrow \mathbb{R}$ , methods of this kind compute approximations to  $q_{\text{B}}^*(\boldsymbol{\theta})$  based on objectives of the form

$$q_{\text{DVI}}^*(\boldsymbol{\theta}) = \arg \min_{q \in \mathcal{Q}} \left\{ D \left( q(\boldsymbol{\theta}) \parallel q_{\text{B}}^*(\boldsymbol{\theta}) \right) \right\}.$$

Throughout the remainder of this paper, we call procedures of this nature with  $D \neq \text{KLD}$  **Discrepancy Variational Inference (DVI)** methods. Their logic and intuitive appeal is summarized in Figure 2a.

### 2.3.3 VI AS CONSTRAINED OPTIMIZATION

While the interpretations of VI as optimizing over an evidence lower bound and as minimizing a discrepancy are well-known, this paper presents a third interpretation: VI posteriors are also the  $\mathcal{Q}$ -optimal solutions to the optimization problem in eq. (3) characterizing Bayesian inference. To spot this, simply compare eq. (3) to eq. (7) and notice that the optimization problem only differs through the space over which optimization is performed: As opposed to the set of all probability measures  $\mathcal{P}(\Theta)$  as in eq. (3), eq. (7) only considers the parameterized subset  $\mathcal{Q}$ . This observation is rather significant and bears important implications summarized in the following Theorem and Figure 2b.

**Theorem 3 (Optimality of standard VI)** *Relative to the infinite-dimensional optimization problem over  $\mathcal{P}(\Theta)$  characterizing Bayesian inference and a fixed finite-dimensional variational family  $\mathcal{Q}$ , standard VI produces the optimal posterior belief in  $\mathcal{Q}$ .*

**Proof** First, notice that the VI posterior belief distribution  $q_{\text{VI}}^*(\theta)$  and the Bayesian posterior belief distribution  $q_{\text{B}}^*(\theta)$  both seek to minimize

$$\mathbb{E}_{q(\theta)} \left[ \sum_{i=1}^n \ell(\theta, x_i) \right] + \text{KLD}(q \parallel \pi)$$

over  $q(\theta)$ . Second, notice that  $q_{\text{VI}}^*(\theta)$  is the minimizer of this objective relative to  $\mathcal{Q}$  while  $q_{\text{B}}^*(\theta)$  is the minimizer relative to  $\mathcal{P}(\Theta)$ . Third, note that  $\mathcal{Q} \subset \mathcal{P}(\Theta)$ .  $\blacksquare$

**Remark 4** *The result of Theorem 3 is important: As Observation 1 explained, committing to a Bayesian posterior  $q_{\text{B}}^*(\theta)$  is equivalent to committing to the objective function in eq. (3). In other words, if we judge the posterior belief  $q_{\text{B}}^*(\theta)$  to be desirable, we are also saying that the objective function in eq. (3) encodes properties that we want our posterior belief to adhere to. Accordingly, once we restrict our posterior beliefs to be in a subset  $\mathcal{Q} \subset \mathcal{P}(\Theta)$ , we should want to compute the best possible solution to the same objective in  $\mathcal{Q}$ . As Theorem 3 shows, this is exactly what VI does. Importantly, this has two implications: Firstly, it gives another meaningful interpretation to standard VI approximations to  $q_{\text{B}}^*(\theta)$ . Secondly, it provides important insights into the suboptimality of alternative approximation methods summarized in the following Corollary.*

**Corollary 5 (Suboptimality of alternative methods)** *Relative to the infinite-dimensional optimization problem over  $\mathcal{P}(\Theta)$  characterizing Bayesian inference and a fixed finite-dimensional variational family  $\mathcal{Q}$ , methods different from standard VI produce sub-optimal posterior beliefs.*

**Proof** We prove this by contradiction: Suppose the posterior belief  $q_{\text{A}}^*(\theta)$  was produced by some alternative method  $A$  that is not equivalent to standard VI. Suppose also that  $q_{\text{A}}^*(\theta)$  is the  $\mathcal{Q}$ -optimal posterior relative to eq. (3). By definition of standard VI, it then holds that that for *any* sequence of observations  $x_{1:n}$  and for all  $n$ ,

$$\mathbb{E}_{q_{\text{VI}}^*(\theta)} \left[ \sum_{i=1}^n \ell(\theta, x_i) \right] + \text{KLD}(q_{\text{VI}}^* \parallel \pi) \leq \mathbb{E}_{q_{\text{A}}^*(\theta)} \left[ \sum_{i=1}^n \ell(\theta, x_i) \right] + \text{KLD}(q_{\text{A}}^* \parallel \pi).$$

Suppose the inequality is strict. This immediately yields a contradiction with the supposition that  $q_A^*(\theta)$  is the  $\mathcal{Q}$ -optimal posterior relative to eq. (3). Alternatively, suppose the inequality is an equality for any sequence of observations  $x_{1:n}$  and for all  $n$ . This too immediately yields a contradiction: In particular, it violates the supposition that the method producing  $q_A^*(\theta)$  is not equivalent to standard VI. Thus, the desired contradiction is obtained. ■

**Remark 6** *Corollary 5 implies that once the variational family  $\mathcal{Q}$  is fixed, producing an approximation to  $q_B^*(\theta)$  which does not correspond to standard VI posteriors is sub-optimal under an optimization-centric view on Bayesian inference. This notion of optimality is important because Theorem 1 and Observation 1 expose the isomorphic relationship between the optimization problem in eq. (3) and the exact Bayesian posterior. An immediate consequence of Corollary 5 is thus that methods built around generalized evidence lower bound formulations, alternative Discrepancy Variational Inference (DVI) methods or Expectation Propagation (EP) approaches (e.g. Minka, 2001; Opper and Winther, 2000) are sub-optimal relative to standard VI: If one wishes to minimize the objective that defines the Bayesian posterior  $q_B^*(\theta)$ , it is irrational to pick any  $q \in \mathcal{Q}$  not produced by standard VI.*

## 2.4 Reconciling (sub)optimality with empirical evidence

At first glance, the conclusions from Corollary 5 and Remark 5 seem to contradict numerous landmark findings in the area of approximate Bayesian inference: Firstly, there are various issues with standard VI that are well-known and hinder its effectiveness in certain situations (see e.g. Turner and Sahani, 2011). For this reason, various alternative approximations have proven successful in practice (e.g. Minka, 2001; Rue et al., 2009) and often produce more desirable posterior inferences. All this seems to contradict the (sub)optimality results in Theorem 3 and Corollary 5.

This contradiction resolves itself upon closer examination. Specifically, the practical relevance of any optimality result hinges on two crucial assumptions that are typically violated in practice: Firstly, one needs to assume that the original objective in eq. (3) is appropriately specified. Secondly, one needs the variational family  $\mathcal{Q}$  to be rich enough so that the statement  $q_{VI}^*(\theta) \approx q_B^*(\theta)$  is not completely vacuous. Conversely, this means that  $q_A^*(\theta)$  can produce more desirable approximations to  $q_B^*(\theta)$  than  $q_{VI}^*(\theta)$  whenever one of the following holds:

- (i) the original objective in eq. (3) is misspecified and does not reflect the belief distribution we wish to compute;
- (ii) The approximating family  $\mathcal{Q}$  is inappropriately specified so that the statement  $q(\theta) \approx q_B^*(\theta)$  is vacuous for any  $q \in \mathcal{Q}$ .

Under (i),  $q_A^*(\theta)$  will outperform  $q_{VI}^*(\theta)$  whenever its objective implicitly encodes desirable properties for the posterior belief distribution that are not part of the objective in eq. (3). Similarly, if  $q_A^*(\theta)$  is designed to accommodate specific choices of  $\mathcal{Q}$  that  $q_{VI}^*(\theta)$  struggles with, it will perform well under (ii).

For example, virtually all posteriors produced within the DVI family (e.g. Li and Turner, 2016; Hernández-Lobato et al., 2016; Dieng et al., 2017; Regli and Silva, 2018) are designed

to address (ii): In particular, these methods prevent unimodal approximations from focusing too strongly around the empirical risk minimizer of  $\theta$ . For standard VI, this phenomenon is common whenever  $\mathcal{Q}$  is the mean field variational family, which explains why DVI often empirically outperforms standard VI for this popular choice of  $\mathcal{Q}$ . Taking the optimization-centric view on posterior beliefs, this implies that in spite of being sub-optimal relative to eq. (3), DVI methods pose objectives that are often better-suited to produce belief distributions in  $\mathcal{Q}$ . This raises an interesting question: Rather than thinking of inference in a subset  $\mathcal{Q} \subset \mathcal{P}(\Theta)$  as approximate, can we adapt a radical optimization-centric view and *directly* design appropriately specified objectives to generate posterior beliefs with desirable properties? The remainder of this paper gives an affirmative answer to this question in the form of Generalized Variational Inference (GVI).

Taking inspiration from (i) and (ii), the next section first takes a step back and explores the conditions under which such alternative GVI posteriors could be desirable. As we shall see, the isomorphic relationship between eq. (3) and the Bayesian posterior provides a comprehensive answer to this question: Specifically, we explain the ways in which the assumptions underpinning the traditional Bayesian paradigm giving rise to the Bayesian posterior  $q_{\mathbf{B}}^*(\theta)$  and eq. (3) are often misaligned with the realities of contemporary statistical machine learning. This misalignment problem has three important dimensions: The information contained in the prior belief ( $\mathbf{P}$ ), the role of the likelihood model ( $\mathbf{L}$ ), and the availability of computational resources ( $\mathbf{C}$ ).

### 3. A reality check: Re-examining the traditional Bayesian paradigm

In the following section, we illuminate the misalignment between the assumptions underlying the traditional Bayesian paradigm and the way in which modern statistical machine learning uses (approximate) Bayesian posteriors to conduct inference.

First, **Section 3.1** recalls and elaborates on the three crucial assumptions underlying the standard Bayesian posterior: An appropriate prior ( $\mathbf{P}$ ) and likelihood ( $\mathbf{L}$ ) and an infinite computational budget ( $\mathbf{C}$ ).

Next, **Section 3.2** exposes the misalignment of these three assumptions with inferential practices in contemporary statistical machine learning and large-scale inference.

Lastly, **Sections 3.3–3.5** illustrates the adverse real-world consequences arising from violating these assumptions.

#### 3.1 The traditional Bayesian paradigm

Due to their direct correspondence with the fundamental rules of probability, Bayesian posteriors  $q_{\mathbf{B}}^*(\theta)$  are desirable objects to be basing inference on. To see why, suppose the following three conditions hold true.

- ( $\mathbf{P}$ ) The Prior  $\pi(\theta)$  is correctly specified: It encodes the best available judgement about  $\theta$  based on *all* information available to the modeller. Crucially, the distribution  $\pi(\theta)$  is assumed to reflect this prior belief *exactly*. This implies that  $\pi(\theta)$  should *completely* reflect all information available to the modeller such as previously observed observations

$x_{-m:0}$  of the same phenomenon or domain expertise relating to the problem domain and the statistical model.

- (L) There exists an (unknown but fixed)  $\theta^*$  making the Likelihood model equivalent to the data generating mechanism of  $x_i$ . This is to say that  $x_i \sim p(x_i|\theta^*)$ .<sup>3</sup>
- (C) The budget for Computation is infinite, so the complexity of computing the belief  $q_B^*(\theta)$  can be ignored.

If (L), (P) and (C) are satisfied, it immediately follows that the best belief for the event  $\{\theta^* = \theta\}|\{x_{1:n} = x_{1:n}\}$  is simply given by the analytically available posterior

$$d\mathbb{P}(\theta|x_{1:n}) \propto d\mathbb{P}(\theta) \prod_{i=1}^n d\mathbb{P}(x_i|\theta) = \pi(\theta) \prod_{i=1}^n p(x_i|\theta) = q_B^*(\theta). \quad (8)$$

Note that (P) and (L) lend a meaningful interpretation to Bayes' rule in form of conditional probability updates. Complementing this, (C) ensures that it is feasible to compute the generally intractable solution  $q_B^*(\theta)$  of eq. (3). Accordingly, (C) generally is interpreted to mean that a Markov Chain Monte Carlo algorithm can be run for long enough to accurately represent  $q_B^*(\theta)$ . In summary, if (P), (L) and (C) hold,  $q_B^*(\theta)$  is the only desirable posterior belief distribution.

But how well does reality align with (P), (L) and (C)? Turning attention to (C) first, most traditional scientific disciplines have little need to worry about computational complexity and will resort to sampling schemes for two reasons: Firstly, the models are often relatively simple and thus straightforward to infer. Secondly, even for more complicated models the experimental setup and data collection typically outweighs the cost of computation by orders of magnitude. As for (P) and (L), neither prior nor likelihood are ever perfect reflections of one's full prior beliefs (see e.g. Goldstein, 1990; O'Hagan and Oakley, 2004; Goldstein, 2006) or the data generating mechanism (see e.g. Bernardo, 2000). In other words, (P) and (L) are invariably violated when interpreted literally. However and as enshrined in Box's aphorism that *all models are wrong, but some are useful*, this is not a problem so long as these violations are sufficiently small. In traditional statistics, ensuring that these violations are small has typically been enforced through a simple recursion (e.g. Box, 1980; Berger et al., 1994). Specifically, until you are confident that both (P) and (L) are close enough to the truth, repeat the following: Check if (L) or (P) are violated severely. If they are,

---

3. We note here that to keep the presentation simpler, we are giving conditions that are stricter than what is required for Bayesian analysis. In particular, (L) corresponds to an objectivist treatment of the likelihood and can be weakened under the subjectivist paradigm for Bayesian analysis. In this paradigm, the treatment of the likelihood mirrors that of the prior: It now simply corresponds to the modeller's belief about the process that generated the data. While this first sounds like a weaker requirement, it ends up producing the same misspecification problems as (L). Specifically, a subjectivist treatment of the likelihood requires the modeller to express her beliefs about the likelihood function *exactly*. This forces her to make more probability statements than she realistically has time or introspection for (see e.g. Goldstein, 1990; O'Hagan and Oakley, 2004; Goldstein, 2006). The result is that the likelihood function supplied by the modeller is *at best* going to be an approximate description of the modeller's beliefs. This provides the subjectivist interpretation of misspecification. Notice that it directly mirrors the objectivist interpretation of misspecification in (L): The likelihood function supplied is *at best* going to be an approximate description of the true data generating mechanism.

choose a more appropriate likelihood and prior. In order to operationalize this iterative logic, batteries of descriptive statistics, tests and model selection criteria have been developed over the years.

In summary then, ignoring the computational overhead and iteratively refining likelihoods and priors is rightfully the predominant inferential strategy for traditional scientific endeavours. Not only is domain expertise relevant for designing priors and likelihood, but the process of finding an appropriate model often provides valuable insights in itself. Further, the expensive part of the analysis is typically data *collection*. Consequently, it is typically not prohibitive to perform inference even with the most computationally expensive of sampling schemes. In line with this, most methodological contributions in statistical sciences rely to a substantial degree on **(P)**, **(L)** and **(C)**.

### 3.2 Machine Learning: Challenging the traditional paradigm

Contemporary large-scale inference applications have frequently turned the traditional schematic of statistical model design upside down: Rather than carefully designing an appropriate likelihood model  $p(x_i|\boldsymbol{\theta})$  for a specific data domain, statistical machine learning research is typically characterized by the search of a flexible algorithm that can fit *any* data set  $x_{1:n}$  well enough to produce useful inferences. The resulting likelihood models are typically not attempting to describe any data generating processes in the sense of **(L)**. Rather, they are highly over-parameterized functions of  $\boldsymbol{\theta}$  and typically un-identifiable, meaning that  $\boldsymbol{\theta}^*$  is neither interpretable nor unique. Such statistical machine learning models have three major issues under the traditional paradigm of Bayesian inference that are readily identified:

- ( $\cancel{P}$ )** Invariably, the **P**rior is misspecified. Two factors compound this issue: Firstly, the large number of parameters over-parameterizing the likelihoods of many statistical machine learning models are no longer interpretable. This often prohibits domain experts to carry out carefully guided prior elicitation. Secondly, priors are typically selected at least in part for their computational feasibility. This fundamentally alters the interpretation of the prior: Rather than the result of an attempt to capture the modeller’s knowledge before observing the data, the prior takes the role of a reference measure or regularizer. To make matters worse, the number of parameters is often large relative to  $n$ . In turn, this implies that the priors have a disproportional effect on inference via  $q_B^*(\boldsymbol{\theta})$ , a problem we will discuss in Example 1 in the context of Bayesian Neural Networks.
- ( $\cancel{L}$ )** Clearly, the **L**ikelihood is misspecified. This often has adverse side effects: While using an off-the-shelf and often over-parameterized likelihood function can provide a good fit for the typical behaviour of the data, it often causes severe problems with heterogeneous or untypical data points. We will demonstrate this phenomenon on a changepoint problem in Example 2.
- ( $\cancel{C}$ )** With increasingly complex statistical models, **(C)** has proven an increasingly infeasible description of reality. Accordingly, this problem has inspired numerous directions of research, including variational methods and Laplace approximations. Example 3 illustrates this for the case of Gaussian Processes.

Under the challenges outlined in  $(\not{P})$ ,  $(\not{L})$  and  $(\not{C})$ , standard Bayesian posteriors often do not provide appropriate belief distributions. In the remainder, we will explain how and why this is the case for many parts of modern large-scale inference.

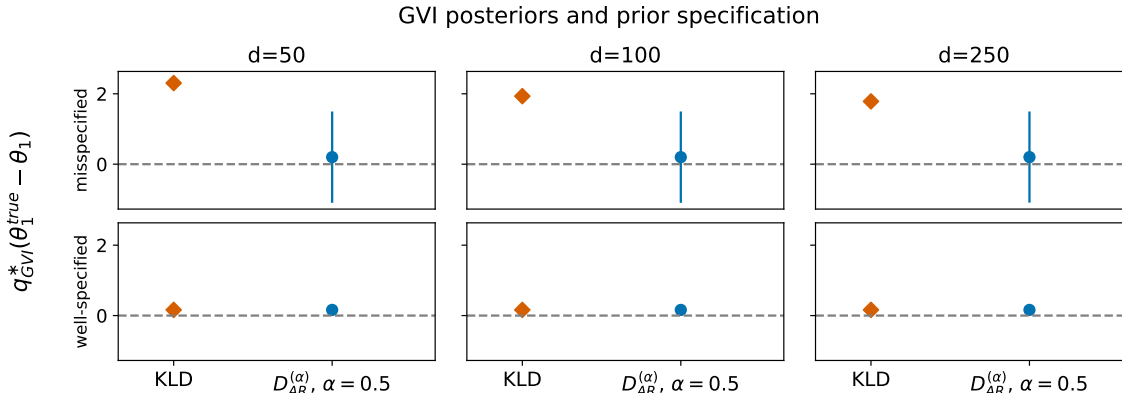


Figure 3: Best viewed in color. Taken from Knoblauch (2019a), the plot shows the impact of different prior beliefs on inference in a Bayesian normal mixture model with  $n = 50$  observations and mixture components in  $\mathbb{R}^d$  for different choices of  $d$ . Specifically, the plot compares inference outcomes under a misspecified prior (**Top**) against those under a well-specified prior (**Bottom**). It does so by depicting the average absolute difference between the true parameter values and their MAP estimate on the  $y$ -axis. Here, the solid whiskers’ length corresponds to one standard deviation of the underlying posterior. The plot shows that using the **KLD** as uncertainty quantifier as in **standard Variational Inference (VI)** will produce undesirable uncertainty quantification under misspecified prior beliefs. In contrast, **Generalized Variational Inference (GVI)** with **Rényi’s  $\alpha$ -divergence** as uncertainty quantifier produces desirable uncertainty quantification in both settings.

### 3.3 Prior misspecification

For most finite-dimensional parameters, even severely misspecified priors can often be harmless. Sometimes, this expresses itself in theoretical results: For example, prior misspecification is typically no problem in the asymptotic sense. Specifically, so long as  $(L)$  holds, it suffices that  $\pi(\theta^*) > 0$  for the standard Bayesian posterior to contract around  $\theta^*$  at rate  $O(n^{-1/2})$  (see e.g. Ghosal, 1998; Ghosal et al., 2000; Shen and Wasserman, 2001; Walker, 2004, and references therein).

Oftentimes, these results are used as an apology to neglect the role of prior specification. While it is reassuring that the sequence of standard Bayesian posteriors shrinks to the population-optimum as  $n \rightarrow \infty$ , this does not describe the real world: In particular,  $n$  is usually fixed and only a single posterior is computed. Note that whenever  $n$  is fixed, it is possible to specify an arbitrarily bad prior belief. This means that once one departs from assuming that  $(P)$  is at least approximately correct, the standard Bayesian posterior belief about  $\theta^*$  can be made arbitrarily inappropriate—even if  $(L)$  still holds. Figure 3 illustrates this on a Bayesian Mixture Model and also shows how Generalized Variational Inference



(GVI) can solve this problem. As the Figure shows, finite data can make prior misspecification a more serious issue, even more so if (i) the parameter space is large relative to  $n$  or (ii) it is impossible to specify priors in a principled way. As we discuss in the next example, a model invariably affected by both problems is the Bayesian Neural Network (BNN).

**Example 1 (Deep Bayesian models as violations of  $(\mathbf{P})$ )** *Bayesian Neural Networks (BNNs) (MacKay, 1996; Neal, 2012) seek to combine Deep Learning models with Bayesian uncertainty quantification. For the parameter vector  $\boldsymbol{\theta}$  of weights, let  $F(\boldsymbol{\theta})$  be the non-linear composition of activation functions specified by a Neural Network. A conceptually appealing way of thinking about BNNs is as an arbitrarily flexible likelihood function with a large number of parameters  $d = |\Theta|$ . This is to say that one believes that (at least approximately),  $x_i \sim p(x_i|F(\boldsymbol{\theta}^*))$  for some  $\boldsymbol{\theta}^* \in \Theta$ . For a prior  $\pi(\boldsymbol{\theta})$  about  $\boldsymbol{\theta}$ , this means that BNNs seek to do inference on the posterior given by*

$$q^*(\boldsymbol{\theta}) \propto \pi(\boldsymbol{\theta}) \prod_{i=1}^n p(x_i|F(\boldsymbol{\theta})).$$

*At first, this approach seems conceptually appealing: Not only does one circumvent most issues with  $(\mathbf{L})$  by making the likelihood function almost arbitrarily flexible, but one also quantifies uncertainty in the usual Bayesian manner. While both observations are correct, they mask a potentially severe issue with this approach: Namely, specifying the prior  $\pi(\boldsymbol{\theta})$  in a principled way and in (approximate) accordance with  $(\mathbf{P})$  is impossible in practice: Firstly, because the vector  $\boldsymbol{\theta}$  indexes a black box model, its entries do not correspond to interpretable quantities. Accordingly, building prior beliefs based on domain expertise about the data  $x_{1:n}$  is not feasible. Secondly, since computational aspects are a major concern for BNNs, one is typically constrained to choosing priors that factorize over  $\boldsymbol{\theta}$ . As a consequence, practitioners often resort to choosing default priors which are not motivated as prior beliefs in the original sense or by an attempt to approximately satisfy  $(\mathbf{P})$ . Specifically, one typically just picks  $\pi(\boldsymbol{\theta}) = \prod_{j=1}^d \pi_j(\boldsymbol{\theta}_j)$ , where  $\pi_j(\boldsymbol{\theta}_j)$  is a standard normal distribution for all  $j$ . Choosing priors in this ad-hoc fashion violates the principles underlying classical Bayesian modelling (see also Section 5.2.1). This is especially problematic whenever  $n$  is small relative to  $d$ : In these situations, prior influence serves as a strong source of information about  $\boldsymbol{\theta}$ . Thus, if the prior is misspecified and  $n$  is small relative to  $d$ , the (incorrect) information contained in the prior often overshadows the information in the data. At the same time, reliable uncertainty quantification is most important whenever  $n$  is small relative to  $d$ . Indeed, this is a well-known issue and is addressed in various contributions by up-weighting the likelihood (down-weighting the KLD term in the ELBO), see Bowman et al. (2016); Zhang et al. (2018); Rossi et al. (2019a,b); Sønderby et al. (2016).*

For completeness, we note that the current paper does not discuss uninformative and so-called objective priors (see, e.g. Jeffreys, 1961; Zellner, 1977; Bernardo, 1979; Berger and Bernardo, 1992; Jaynes, 2003; Berger, 2006). Priors of this kind are constructed to be as uninformative as possible and thus in some ways objective. In many ways, they are a principled and natural response to the critique of ill-informed priors. Generally however, their construction results in so-called improper priors—densities that do not correspond to a finite measure and thus do not integrate to one. While this is not generally prohibitive, it

would severely complicate the developments of Section 4 because most divergences are not well-defined for improper priors<sup>4</sup>.

### 3.4 Likelihood Misspecification

While prior misspecification affects inference adversely, the issue for inferential practice is even more serious if **(L)** is violated thoroughly: Whenever the likelihood model for  $x_i$  is severely misspecified, inference outcomes suffer dramatically. Moreover, not even the asymptotic regime offers a remedy and the adverse effects of misspecification persist as  $n \rightarrow \infty$ . The traditional approach to addressing this issue is straightforward: If the likelihood model  $p(x_i|\boldsymbol{\theta})$  is misspecified, simply investigate why exactly it fits the data poorly. After residual analysis, intense study of descriptive statistics and consultation with domain experts, redesign it to arrive at a likelihood model  $p'(x_i|\boldsymbol{\theta}')$ , which hopefully provides a better fit to the data and (approximately) satisfies **(L)**. In other words, the traditional view is that any problem with misspecification is really a problem with careless modelling.

As outlined in Section 3.2, this strategy is neither practiced nor feasible with contemporary large-scale models. The naive interpretation of likelihood functions as corresponding to an appropriately good description of the true data generating process in the sense of **(L)** is thus wholly inappropriate. This is especially important as many large-scale models are mainly interested in capturing the *typical* behaviour of the data—rather than *fully* modelling every aspect of a population. While this may appear to be a minor point at first glance, it has serious consequences for inferential practice. To see why, suppose a population contains a small number of outlying observations, local heterogeneities or spiky noise. The naive interpretation of the likelihood as in **(L)** *assumes* that these untypical aspects are encoded in the likelihood function. Hence, if  $x_i$  is an outlier so that  $p(x_i|\boldsymbol{\theta})$  is very close to zero for some value of  $\boldsymbol{\theta}$  constructed to fit the rest of the data, the inference machinery of traditional statistics interprets this as a strong signal: After all, if the likelihood model is an approximately correct description of the data generating mechanism, the most informative observations are those that do *not* fit the model fitted to the rest of the data. It follows that aberrant parts of the data will have a disproportional impact on inference outcomes—leading standard inference methods to break down (see also Jewson et al., 2018).

While it is in general hard to visualize this issue, influence functions provide a concise way of showcasing the problem. Roughly speaking, influence functions in a Bayesian context quantify the impact the  $(n + 1)$ -th observation  $x_{n+1}$  has on the posterior distribution  $q_B^*(\boldsymbol{\theta})$  constructed using the first  $n$  observations (Peng and Dey, 1995). This discrepancy is measured by computing a divergence between the posteriors based on  $x_{1:n}$  and on  $x_{1:(n+1)}$ . Using the Fisher-Rao divergence (for its geometric properties as explained in Kurtek and Bharath, 2015), Figure 4 compares the influence of a standard Bayesian posterior with that of a posterior belief computed using Generalized Variational Inference (GVI). The left side of the Figure formalizes the intuition we have just developed: In the standard Bayesian case, the influence of  $x_{n+1}$  on the posterior belief grows stronger and stronger the more untypical it is relative to previously observed data. Similarly, the right side shows the adverse effect this

---

4. The KLD is the exception to this rule: As it depends on the log normalizer of  $\pi(\boldsymbol{\theta})$  in an additive fashion, improper priors can still be admissible so long as eq. (3) yields a solution for the unnormalized version of the KLD as given in Cichocki and Amari (2010).

has on the posterior predictive. To make the implications of influence functions for inferential practice more tangible, we additionally demonstrate the outlier problem in Example 2.

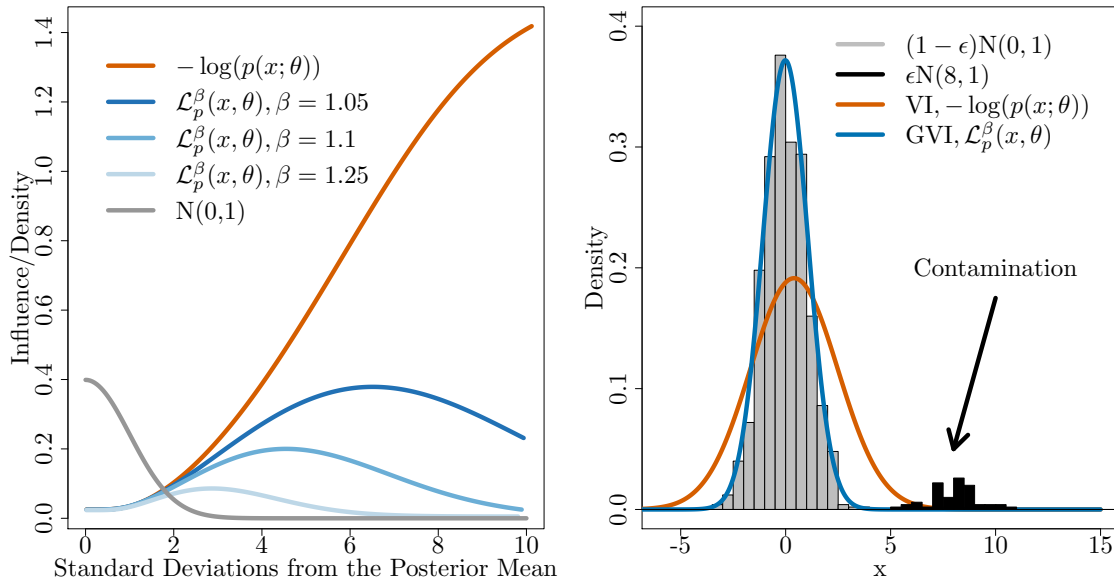


Figure 4: Best viewed in color. The plots compare influence functions (**Left**) and predictive posteriors (**Right**) of a **standard** Bayesian against a **GVI** posterior. **Left**: The influence functions of scoring the normal likelihood with a **standard** negative log likelihood against a **robust** scoring rule derived from  $\beta$ -divergences. **Right**: A univariate normal is fitted using all the data depicted, including the outlying contamination. The posterior predictive corresponding to the **robust** scoring rule is able to ignore these outliers. This stands in contrast to the posterior predictive based on **standard**, which assigns increasingly large influence to outlying observations.

**Example 2 (Outliers as violations of (L))** While there exist many formalizations of the notion of an outlier, the conceptually most useful one is probably the  $\varepsilon$ -contamination model. In the  $\varepsilon$ -contamination model, the data points  $x_i$  are generated according to a contaminated density composed additively as

$$p_{\text{true}}(x_i) = (1 - \varepsilon) \cdot p(x_i | \theta^*) + \varepsilon \cdot o(x_i),$$

for some small and fixed  $0 < \varepsilon < 1$ , a fixed parameter value  $\theta^*$  of interest and a contaminating outlier-generating density  $o$ . An obvious violation of (L) for this case would be fitting the data only to the non-contaminated component  $p(x_i | \theta)$  in order to infer  $\theta^*$ .

Considering this type of model misspecification is especially poignant in Bayesian On-line Changepoint Detection (BOCPD), a well-studied family of models that yield computationally efficient algorithms (see e.g. Adams and MacKay, 2007; Fearnhead and Liu, 2007; Wilson et al., 2010; Saatçi et al., 2010; Caron et al., 2012; Turner et al., 2013; Knoblauch and

Damoulas, 2018; Knoblauch et al., 2018). BOCPD aims to segment a data stream in real time and achieves this via an efficient recursion updating the Bayesian posterior with each newly arriving observation. A canonical application example of BOCPD is the well-log data set first discussed by O’Ruanaidh (1994). Its observations describe the abruptly changing nuclear responses of rock stratification during the course of drilling a well. Generally, the different rock strata are clearly distinguishable from one another. However, rock formation processes are noisy and sometimes interrupted by extraordinary events such as tsunamis, earth quakes or eruptions. Accordingly, the data points generated are surprisingly close to an  $\varepsilon$ -contaminated normal distribution within each of the clearly distinguishable rock strata. Figure 5 is taken from Knoblauch et al. (2018) and shows how this phenomenon renders vanilla BOCPD an unreliable algorithm. It also shows that this issue can be remedied by constructing alternative posterior belief distributions via a Generalized Variational Inference (GVI) procedure relying on a robust loss function derived from the  $\beta$ -divergence.

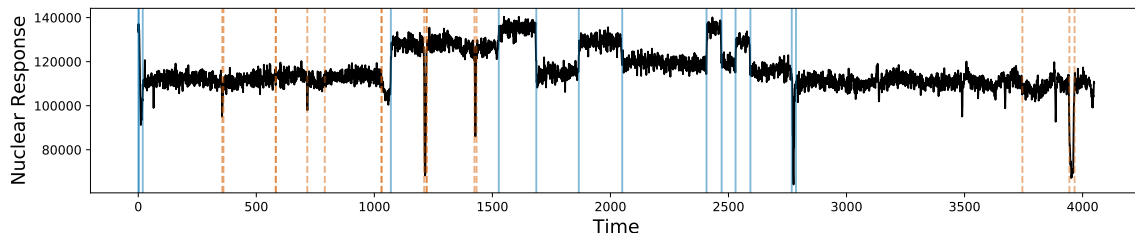


Figure 5: Best viewed in color. Inference outcomes of BOCPD on the well log data set using the **standard Bayesian posterior** and a **GVI posterior** constructed with robust losses based on the  $\beta$ -divergence. Solid vertical lines correspond to Maximum A Posteriori (MAP) segmentation of **GVI posterior**, dashed vertical lines mark incorrect change points *additionally* detected under **standard Bayesian inference**.

### 3.5 Computation mismatch

As Theorem 1 shows, the Bayesian posterior  $q_{\mathbf{B}}^*(\boldsymbol{\theta})$  is the result of an optimisation problem over the infinite-dimensional space  $\mathcal{P}(\Theta)$ . Generally therefore, the posterior itself also does not have a closed form expressed in a finite-dimensional parameter. In fact, the only case in which  $q_{\mathbf{B}}^*(\boldsymbol{\theta})$  can be represented through a finite-dimensional parameter is when prior and likelihood are conjugate to one another. Accordingly, performing inference with  $q_{\mathbf{B}}^*(\boldsymbol{\theta})$  is in general a hard problem, which manifests itself through the need to compute the generally intractable normalizing constant. To circumvent this problem, it is common to leverage Markov Chain Monte Carlo algorithms that produce an exact representation of  $q_{\mathbf{B}}^*(\boldsymbol{\theta})$  if the chain runs indefinitely and collects infinitely many (correlated) samples. In practice, collecting a finite number of samples from the chain will often yield a reasonable approximation to the posterior so long as  $d = |\Theta|$  is not too large. For large values of  $d$  however, the number of samples required to make the approximation useful is often too large to make sampling a computationally viable strategy: For example, in the *best* case scenario, Random Walk Metropolis Hastings scales like  $\mathcal{O}(d^2)$  (Roberts et al., 1997), the

Metropolis-adjusted Langevin algorithm like  $\mathcal{O}(d^{4/3})$  (Roberts and Rosenthal, 1998) and Hamiltonian Monte Carlo like  $\mathcal{O}(d^{5/4})$  (Beskos et al., 2013). Note that these results assume independence and Gaussianity—so in practice scaling rates are typically much worse.

An alternative way of avoiding the computation of a normalizing constant are various approximation strategies seeking to project  $q_B^*(\theta)$  into some parameterized subset  $\mathcal{Q} \subset \mathcal{P}(\Theta)$ . This strategy will produce approximations  $q_A^*(\theta)$  of high quality only if the set  $\mathcal{Q}$  is chosen to be sufficiently rich so that the statement  $q_A^*(\theta) \approx q_B^*(\theta)$  is not completely vacuous. Importantly however, most posterior belief distributions  $q_A^*(\theta)$  that are regularly computed this way barely deserve to be called approximations to  $q_B^*(\theta)$ . For example, consider the mean field normal variational family given by

$$\mathcal{Q}_{\text{MFN}} = \left\{ \prod_{j=1}^d \mathcal{N}(\theta_j | \mu_j, \sigma_j^2) : \mu_j \in \mathbb{R}, \sigma_j^2 \in \mathbb{R}_{>0} \text{ for all } j \right\}. \quad (9)$$

For most interesting non-trivial posterior distributions  $q_B^*(\theta)$ , there will not exist any element in  $\mathcal{Q}_{\text{MFN}}$  that could be considered an approximation to  $q_B^*(\theta)$  in any meaningful way: After all, this variational family directly assumes  $\mathcal{O}(d^2)$  independence relationships in the approximate posterior belief for  $\theta$ . Worse still: As approximations are particularly attractive when  $|\Theta| = d$  is large, in practice we will resort to these insufficiently expressive “approximations” to  $q_B^*(\theta)$  *precisely* when the elements in  $\mathcal{Q}_{\text{MFN}}$  are structurally most dissimilar from  $q_B^*(\theta)$ . As we proceed to explain in the remainder of the paper, we think it is often unhelpful to think of posterior beliefs  $q_A^*(\theta)$  computed in this way as approximations to  $q_B^*(\theta)$ . Rather, we think of them as defining a new and distinct posterior belief distribution in their own right.

To make the preceding discussion more tangible and highlight the importance that the frequent violation of (C) has played in research on statistical machine learning, Example 3 illuminates the importance of computational considerations for Gaussian Processes.

**Example 3 (large-scale Gaussian processes as violations of (C))** *Many Bayesian machine learning models prohibit exact computation. One particularly interesting case are Gaussian Processes (GPs): Even in the special cases where they admit closed form posteriors, it may well be impossible to compute them exactly for sufficiently large inference problems. The reason is that for  $n$  observations, direct computation of the associated GP posterior takes  $\mathcal{O}(n^3)$  time. As a consequence, an entire literature is dedicated to bringing down this prohibitive computational complexity (see for instance Williams and Seeger, 2001; Quiñero-Candela and Rasmussen, 2005; Snelson and Ghahramani, 2006; Titsias, 2009) and developing software or computer-architecture specific methods geared towards inference with GPs (e.g. Matthews et al., 2017; Gardner et al., 2018; Balandat et al., 2019; Wang et al., 2019). Furthermore, with deep (i.e., hierarchical) approaches to GPs introduced in Damianou and Lawrence (2013) and extended in various directions (e.g. Dai et al., 2016; Hegde et al., 2019), this challenge has only become more important (see e.g. Bui et al., 2016; Cutajar et al., 2017b; Salimbeni and Deisenroth, 2017).*

#### 4. The Rule of Three: A new Bayesian paradigm

As the last sections have shown, the assumptions which form the core of traditional Bayesian inference are often not a good basis for modern large-scale statistical inference. In response

to this observation, the following section seeks to generalize the Bayesian paradigm. As we shall see, the way in which we do so is strongly inspired by the preceding development in two important ways: Firstly, as we did in Section 2, we take inspiration from an optimization-centric view on Bayesian inference. Secondly, since we saw in Section 3 that there are three potentially problematic assumptions underlying Bayesian inference, we construct our generalization in order to address each of these concerns directly and modularly. This development proceeds in three steps.

**Section 4.1** sets out axioms that are a minimal requirement for any posterior belief distribution. In accordance with these axioms, we derive the Rule of Three (RoT).

**Sections 4.2 & 4.3** discuss the RoT as a recipe for producing posterior belief distributions and elaborate on its three interpretable ingredients. We also show how the RoT can **directly** address the concerns associated with imposing **(P)**, **(L)** and **(C)**.

**Section 4.4** demonstrates that the axiomatic development is both helpful and useful by comparing the RoT with existing methods that generate belief distributions.

#### 4.1 An axiomatic foundation for Bayesian inference

In this section, we set out to produce a novel axiomatic foundation for Bayesian inference that is flexible enough to deal with contemporary real-world challenges. Before doing so, we define two core concepts required in their development.

**Definition 7 (Loss Function)** *Losses are functions  $\ell : \Theta \times \mathcal{X} \rightarrow \mathbb{R}$  which for any observation sequence  $x_{1:n} \in \mathcal{X}^n$  have empirical risk minimizers*

$$\hat{\theta}_n = \arg \min_{\theta \in \Theta} \left\{ \sum_{i=1}^n \ell(\theta, x_i) \right\}.$$

**Definition 8 (Statistical Divergence)** *Statistical divergences are functions  $D : \mathcal{P}(\Theta) \times \mathcal{P}(\Theta) \rightarrow \mathbb{R}_{\geq 0}$  which satisfy that  $D(q||\pi) \geq 0$  and  $D(q||\pi) = 0$  if and only if  $q(\theta) = \pi(\theta)$  almost everywhere.*

In the axiomatic development to follow, we will avoid introducing measure-theoretic notation. Thus, for simplicity we will assume that all densities are defined with respect to the Lebesgue measure on  $\mathbb{R}^d$ . To the same end, we will also slightly abuse notation in two ways. Firstly, we will write that  $q^* \in \mathcal{P}(\Theta)$  for probability densities  $q^*(\theta)$  on  $\Theta$ , even though probability densities are not in  $\mathcal{P}(\Theta)$ . However,  $q^*(\theta)$  induces a measure  $\mu_{q^*} \in \mathcal{P}(\Theta)$  as  $\mu_{q^*}(A) = \int_A dq^*(\theta)$  for any measurable set  $A \subset \Theta$ . Thus, whenever we write  $q^* \in \mathcal{P}(\Theta)$ , what we mean is that  $\mu_{q^*} \in \mathcal{P}(\Theta)$ . Similarly, we will sometimes write  $q_1^* \neq q_2^*$  to mean that there exists a measurable set  $A \in \Theta$  such that  $\mu_{q_1^*}(A) \neq \mu_{q_2^*}(A)$ . We are now finally ready to state the axiomatic foundations. To avoid confusion, note that Axioms will build on each other in the order in which they are stated.

**Axiom I (Representation)** *The posterior  $q^* \in \mathcal{P}(\Theta)$  is constructed by solving an optimization problem over some space  $\Pi \subseteq \mathcal{P}(\Theta)$ . The optimization seeks to minimize exactly two criteria that do not interact:*

- (i) The in-sample loss  $\sum_{i=1}^n \ell(\boldsymbol{\theta}, x_i)$  to be expected under  $q^*(\boldsymbol{\theta})$ .
- (ii) The deviation from the prior  $\pi(\boldsymbol{\theta})$  as measured by the magnitude of some statistical divergence  $D$ .

**Remark 9** By inspecting eq. (3), it becomes clear that the above axiom is a generalization of traditional Bayesian inference: Firstly, eq. (3) reveals that standard Bayesian inference solves an optimization problem over  $\Pi = \mathcal{P}(\Theta)$ . Secondly, eq. (3) also shows that (i) of the above Axiom also holds for standard Bayesian posteriors. In traditional Bayesian inference, the loss to be minimized is a negative log likelihood, while more recent iterations have allowed for broader classes of losses (e.g. Bissiri et al., 2016; Jewson et al., 2018). Thirdly, eq. (3) demonstrates that (ii) is also satisfied for standard Bayesian inference: The Kullback-Leibler Divergence (KLD) penalizes large deviations of  $q_B^*(\boldsymbol{\theta})$  from the prior  $\pi(\boldsymbol{\theta})$ .

Reiterating the essence of Observation 1, the previous axiom formalizes our understanding of Bayesian inference as an optimization problem over a potentially infinite-dimensional function space. In fact, it already tells us that for a fixed prior, posterior beliefs derived under our new axiomatic approach have three distinct ingredients: The loss  $\ell$ , the divergence  $D(\cdot||\pi)$  and the space  $\Pi$ . Making this insight more precise immediately yields the following representation Theorem.

**Theorem 10 (Form 1)** Under Axiom I, posterior belief distributions can be written as

$$q^*(\boldsymbol{\theta}) = \arg \min_{q \in \Pi} \left\{ f \left( \mathbb{E}_{q(\boldsymbol{\theta})} \left[ \sum_{i=1}^n \ell(\boldsymbol{\theta}, x_i) \right], D(q||\pi) \right) \right\},$$

where  $f : \mathbb{R}^2 \rightarrow \mathbb{R}$  is some function which is non-decreasing in both its arguments.

**Proof** This follows directly from Axiom I: Firstly, any posterior belief distribution  $q^*(\boldsymbol{\theta})$  is the solution to an optimization problem over  $\Pi$ . Thus, for an appropriately structured objective  $\text{Obj}$ , one can write

$$q^*(\boldsymbol{\theta}) = \arg \min_{q \in \Pi} \{\text{Obj}(q)\}.$$

Hence, the question becomes what the objective looks like. The answer is provided by parts (i) and (ii) of Axiom I: By (i), the optimization's objective depends on  $\mathbb{E}_{q(\boldsymbol{\theta})}[\ell(\boldsymbol{\theta}, x_i)]$ . Further, by (ii) it also depends on the divergence  $D$  between prior and  $q$ , i.e. on  $D(q||\pi)$ . Clearly then, for some function  $f : \mathbb{R}^2 \rightarrow \mathbb{R}$ ,

$$\text{Obj}(q) = f \left( \mathbb{E}_{q(\boldsymbol{\theta})} \left[ \sum_{i=1}^n \ell(\boldsymbol{\theta}, x_i) \right], D(q||\pi) \right).$$

Noting that both arguments are not allowed to interact and are to be minimized, it is clear that  $f$  is non-decreasing in both arguments, which completes the proof. ■

This result is a first and helpful step, but in itself does not suffice to yield objectives that are useful in practice. Specifically, we need to get a handle on the function  $f$ . It is clear that

under Axiom I alone, very little can be said about  $f$ . The next two axioms seek to address this very issue. The Axiom II is imposed for a simple purpose: We want posteriors to be invariant to uninformative components of the loss  $\ell$  as well as the divergence term  $D$ . In other words, adding a constant  $C$  to the loss or the divergence from the prior should not change our inferences about  $\theta$ .

**Axiom II (Information Equivalence)** *Take any two constants  $C, M \in \mathbb{R}_{>0}$  and let the posteriors  $q_1^*, q_2^* \in \mathcal{P}(\Theta)$  be computed based on the same optimization problem, but with two different loss functions  $\ell^{(1)}$  and  $\ell^{(2)}$  as well as two different divergences  $D^{(1)}, D^{(2)}$  so that  $D^{(1)} = D^{(2)} + M$  and so that  $\ell^{(1)} = \ell^{(2)} + C$ . Then,  $q_1^*(\theta) = q_2^*(\theta)$  (almost everywhere).*

**Remark 11** *At this point, one may pause and wonder if one would not like the above axiom to be stronger. Specifically, would one want different posteriors if  $\ell^{(1)} = w \cdot \ell^{(2)}$  for some  $w \neq 1$ ? Since we want our methods to recover existing Bayesian inference techniques as special cases, this question is readily answered. In particular, notice that many Bayesian inference techniques **do** attach information to pre-multiplying losses with a constant. For example, in the Power Bayesian framework (e.g. Grünwald, 2011, 2012; Holmes and Walker, 2017; Grünwald and Van Ommen, 2017; Miller and Dunson, 2019) one wishes to down-weight the information in the likelihood terms by considering the pseudo-likelihood terms  $p(x_i|\theta)^w$  for some  $w \in (0, 1)$  instead of  $p(x_i|\theta)$ . This procedure is attractive since it produces alternative posterior beliefs that contract to a point mass at a slower rate than the standard posteriors. Re-examining eq. (3), it becomes clear that relative to standard Bayes rule, power likelihoods are in fact a simple re-weighting scheme. Specifically, one replaces  $\ell(\theta, x_i) = -\log p(x_i|\theta)$  by the weighted version  $\ell(\theta, x_i) = -w \log p(x_i|\theta)$ .*

We are now ready to state the last axiom. Observe that Axiom III determines conditions under which the posterior must not be affected by changing inputs. Complementing this, we still require sufficient conditions under which the posteriors are guaranteed to differ.

**Axiom III (Generalized Likelihood Principle)** *Suppose the posteriors  $q_n^*, q_{n+m}^* \in \Pi$  are computed based on an optimization problem satisfying Axiom I. Assume that the same optimization problem is used for both posteriors, except for a difference in the samples  $x_{1:n}$  and  $x_{1:n+m}$  and potentially different loss functions  $\ell^{(1)}$  and  $\ell^{(2)}$  that are used, respectively.*

- (i) *Provided that there is an information difference between  $x_{1:n}$  and  $x_{1:n+m}$  for  $m > 0$ , the posteriors are different. In other words,  $\sum_{i=1}^n \ell^{(1)}(\theta, x_i) \neq \sum_{i=1}^{n+m} \ell^{(2)}(\theta, x_i)$  implies that  $q_n^* \neq q_{n+m}^*$ , even if  $\ell^{(1)} = \ell^{(2)}$ .*
- (ii) *Provided that there is a difference in the measure of information between  $\ell^{(1)}$  and  $\ell^{(2)}$ , the posteriors are different. In other words,  $\ell^{(1)} \neq \ell^{(2)}$  implies that  $q_n^* \neq q_{n+m}^*$ , even if  $m = 0$  so that  $x_{1:n} = x_{1:n+m}$ .*

**Remark 12** *This axiom has a particularly interesting interpretation as a generalized version of the well-known likelihood principle associated with standard Bayesian inference. Roughly speaking, the likelihood principle says that all information in  $x_{1:n}$  relevant to conducting inference on the model parameters is contained in the likelihood functions evaluated at  $x_{1:n}$ . Similarly, Axiom III says that all information the sample  $x_{1:n}$  contains about  $\theta$  is contained in the loss function evaluated on the relevant data sample.*



**Remark 13** Notice that part (ii) of Axiom III requires that  $\ell^{(1)}$  and  $\ell^{(2)}$  measure information differently, which precludes that  $\ell^{(1)} = \ell^{(2)} + C$  for some  $C \in \mathbb{R}_{>0}$  by Axiom II.

Recalling the discussion of Remark 11, we next state a result showing that our axiomatic approach respects the logic of Power Bayes and related procedures. Specifically, re-weighting the likelihood (or the losses more generally) will yield different posteriors.

**Corollary 14** If Axiom III holds, and if the posteriors  $q_1^* \in \Pi$  and  $q_2^* \in \Pi$  are based on the same observations and losses  $\ell$  and  $w \cdot \ell$  for  $w \in \mathbb{R}_{>0} \setminus \{1\}$ , respectively, then  $q_1^* \neq q_2^*$ .

**Proof** This follows from part (ii) of Axiom III. ■

Finally, we investigate how the axiomatic developments set out above simplify the structure of objectives producing posterior belief distributions. To achieve this, it is clear that we need to re-investigate  $f : \mathbb{R}^2 \rightarrow \mathbb{R}$  as in Theorem 10. Since we want  $f$  to recover the standard Bayesian posterior of eq. (3) as well as the standard VI posterior in eq. (2.3.1), it is natural to restrict attention to elementary operations. Doing so produces the following representation result that is both stricter and more useful than Theorem 10.

**Theorem 15** Suppose the posterior belief  $q^* \in \mathcal{P}(\Theta)$  satisfies Axiom I. Recall from Theorem 10 that this is equivalent to saying that for some  $\Pi \subseteq \mathcal{P}(\Theta)$ , some loss function  $\ell : \Theta \times \mathcal{X} \rightarrow \mathbb{R}$  and some divergence  $D(\cdot \parallel \pi) : \mathcal{P}(\Theta) \rightarrow \mathbb{R}_{\geq 0}$ , the posterior can be written as

$$q^*(\theta) = \arg \min_{q \in \Pi} \left\{ f \left( \mathbb{E}_{q(\theta)} \left[ \sum_{i=1}^n \ell(\theta, x_i) \right], D(q \parallel \pi) \right) \right\},$$

where  $f$  is some function  $f : \mathbb{R}^2 \rightarrow \mathbb{R}$ . If  $f(x, y) = x \circ y$  is an elementary operation on  $\mathbb{R}$  and  $q^* \in \mathcal{P}(\Theta)$  satisfies Axiom II, this objective is uniquely identified as

$$q^*(\theta) = \arg \min_{q \in \Pi} \left\{ \mathbb{E}_{q(\theta)} \left[ \sum_{i=1}^n \ell(\theta, x_i) \right] + D(q \parallel \pi) \right\}. \quad (10)$$

**Proof** The elementary operations are addition, subtraction, multiplication and division. Consider the losses  $\ell^{(1)}$  and  $\ell^{(2)} = \ell^{(1)} + C$  for  $C \in \mathbb{R}_{>0}$  a constant. It is straightforward to see that Axiom II is violated if  $\circ$  is multiplication:

$$\begin{aligned} & \arg \min_{q \in \Pi} \left\{ \mathbb{E}_{q(\theta)} \left[ \sum_{i=1}^n \ell^{(2)}(\theta, x_i) \right] \cdot D(q \parallel \pi) \right\} \\ &= \arg \min_{q \in \Pi} \left\{ \mathbb{E}_{q(\theta)} \left[ \sum_{i=1}^n \ell^{(1)}(\theta, x_i) \right] \cdot D(q \parallel \pi) + C \cdot D(q \parallel \pi) \right\} \\ &\neq \arg \min_{q \in \Pi} \left\{ \mathbb{E}_{q(\theta)} \left[ \sum_{i=1}^n \ell^{(1)}(\theta, x_i) \right] \cdot D(q \parallel \pi) \right\} \end{aligned}$$

and similarly if  $\circ$  is division. However, it is straightforward to see that the optimization problem is invariant to adding constants to the loss or the divergence if  $\circ$  is addition or

subtraction. Finally, subtracting the prior regularizer is a direct and obvious violation of part (ii) in Axiom I, it follows that addition is the only elementary operation on  $\mathbb{R}$  satisfying both Axioms and the result follows.  $\blacksquare$

The last result is of crucial importance for the further development of the paper: Specifically, eq. (10) provides a generic and flexible recipe for the design of novel posterior distributions. In fact, it is this equation that we discuss next.

## 4.2 The Rule of Three

Following from the axiomatic developments of the last section that culminated in Theorem 15, we next discuss the interpretations and theoretical properties of posterior belief distributions generated from objectives as in eq. (10). To simplify the representation throughout the remainder, we first define notation for posteriors of this form.

**Definition 16 (Rule of Three (RoT))** *Take observations  $x_{1:n}$ , a prior  $\pi(\boldsymbol{\theta})$ , a space  $\Pi \subseteq \mathcal{P}(\Theta)$ , a loss function  $\ell : \Theta \times \mathcal{X} \rightarrow \mathbb{R}$  and a divergence  $D(\cdot \parallel \pi) : \Pi \rightarrow \mathbb{R}_{\geq 0}$ . With this in hand, we say that posteriors have been constructed via the **Rule of Three (RoT)** if they can be written as*

$$q^*(\boldsymbol{\theta}) = \arg \min_{q \in \Pi} \left\{ \mathbb{E}_{q(\boldsymbol{\theta})} \left[ \sum_{i=1}^n \ell(\boldsymbol{\theta}, x_i) \right] + D(q \parallel \pi) \right\} = P(\ell, D, \Pi).$$

Here,  $P(\ell, D, \Pi)$  is a short-hand notation for the RoT suppressing dependence on  $n$  and  $\pi$ .

**Remark 17** *Before moving on, note that in the RoT,  $D$  determines the shape of the uncertainty, i.e. how exactly uncertainty is quantified. To see that this is true, consider eq. (3) but leave out the KLD from the optimization problem. This yields the (non-RoT) problem*

$$\hat{q}(\boldsymbol{\theta}) = \arg \min_{q \in \mathcal{P}(\Theta)} \left\{ \mathbb{E}_q \left[ \sum_{i=1}^n \ell(\boldsymbol{\theta}, x_i) \right] \right\}. \quad (11)$$

Denoting  $\hat{\boldsymbol{\theta}}_n = \arg \min_{\boldsymbol{\theta} \in \Theta} \{ \sum_{i=1}^n \ell(\boldsymbol{\theta}, x_i) \}$  as the empirical risk minimizer (maximum likelihood estimate if the loss is a negative log likelihood) and  $\delta_y(x)$  as the Dirac measure at  $y$ , it is immediately clear that  $\hat{q}(\boldsymbol{\theta}) = \delta_{\hat{\boldsymbol{\theta}}_n}(\boldsymbol{\theta})$ , which holds as  $\delta_{\hat{\boldsymbol{\theta}}_n} \in \mathcal{P}(\Theta)$ .

The RoT is a corner stone of our contribution: Based on the axiomatic development, we argue that posteriors should take the form  $P(\ell, D, \Pi)$ . The most practically feasible versions of these problems correspond to the case where  $\Pi$  is a  $\boldsymbol{\kappa}$ -parameterized family of distributions  $\mathcal{Q} = \{q(\boldsymbol{\theta} \mid \boldsymbol{\kappa}) : \boldsymbol{\kappa} \in \mathbf{K}\}$ . Beliefs of this form are Generalized Variational Inference (GVI) posteriors. They are a special case of the RoT that we explore in Section 5.

On top of the axiomatic foundation from which the RoT directly originates, the next two subsections provide additional reasons for designing posterior beliefs according to the form  $P(\ell, D, \Pi)$ . First, we give an interpretation of the three components of the RoT. In particular, we show that they directly address the three issues (**!P**), (**!L**) and (**!C**) via an intuitive modularity result. Second, we recover some existing Bayesian methods as special cases of the RoT. We discuss the meaning of a Bayesian method (not) being representable via  $P(\ell, D, \Pi)$  and use this as a springboard to motivate GVI.

### 4.3 Modularity of the Rule of Three

Taking another look at the constituent parts of  $P(\ell, D, \Pi)$ , it becomes clear that each component of the optimization problem serves a specific and separate purpose. In particular, posteriors generated by the RoT have three ingredients.

- ( $\mathcal{V}\mathbf{L}$ ) A **loss**  $\ell : \Theta \times \mathcal{X} \rightarrow \mathbb{R}$ . The loss *defines* the parameter of interest  $\theta$  by linking it to the observations  $x_{1:n}$ . Throughout, we make a number of assumptions on the loss. None of these assumptions are required, but they significantly simplify the presentation: Firstly, we assume that the losses are additive and identical over all observations<sup>5</sup>. Secondly, we assume that the loss depends on a parameter  $\theta$  rather than a latent variable<sup>6</sup>. Thirdly, we assume that the losses are deterministic and do not depend on unknown (local or global) latent variables<sup>7</sup>.
- ( $\mathcal{V}\mathbf{P}$ ) A divergence  $D : \mathcal{P}(\Theta) \times \mathcal{P}(\Theta) \rightarrow \mathbb{R}_+$  that imposes a cost for the posterior to deviate too much from the prior  $\pi(\theta)$ . Recalling Remark 17 and specifically eq. (11), it is clear that  $D$  determines how uncertainty about  $\theta$  is quantified with the posterior. Accordingly, we also call  $D$  the **uncertainty quantifier**.
- ( $\mathcal{V}\mathbf{C}$ ) A set of **feasible posteriors**  $\Pi \subseteq \mathcal{P}(\Theta)$  the objective specified by the RoT is minimized over. The word “feasible” here is used in the optimization sense: As the form of  $P(\ell, D, \Pi)$  reveals, any  $q(\theta) \in \Pi$  is a feasible solution (i.e. posterior).

From this, it is clear that  $P(\ell, D, \Pi)$  has a modular interpretation and decomposes into three parts with distinct functions. Moreover, taking another glance at the problems ( $\mathcal{Z}\mathbf{P}$ ), ( $\mathcal{Z}\mathbf{L}$ ) and ( $\mathcal{Z}\mathbf{C}$ ), observe that each of the arguments of  $P(\ell, D, \Pi)$  addresses one of the concerns raised in Section 3: Firstly, as the loss  $\ell$  determines the parameter, it can be used to tackle model misspecification and other violations of ( $\mathbf{L}$ ). Secondly—and assuming one has already specified the best possible prior belief that is available and/or computationally feasible—the uncertainty quantifier  $D$  can be deployed to change the way in which priors influence inference, directly tackling issues surrounding ( $\mathbf{P}$ ). Accordingly, changing  $D$  shifts the uncertainty quantification about  $\theta$ . Thirdly, the space of potential posterior beliefs  $\Pi$  can be chosen in such a way as to address the problems with ( $\mathbf{C}$ ): The more computational power is available, the more complex  $\Pi$  can become. In fact, making this modularity conceptually more precise, we arrive at the following result:

**Theorem 18 (RoT modularity)** *Hold  $n, \pi(\theta)$  and  $\Pi$  fixed and take  $q_1^*(\theta) \in \Pi$  as a posterior computed via  $P(\ell, D, \Pi)$ . If one wishes to derive an alternative posterior  $q_2^*(\theta) \in \Pi$  through the RoT*

- (1) *which avoids or is robust to model misspecification, this amounts to changing  $\ell$ .*

---

5. The losses are in fact not required to be identical and we can easily replace  $\ell(\theta, x_i)$  by  $\ell_i(\theta, x_i)$ . For example, one can set  $\ell_i(\theta, x_i) = \ell(\theta, x_i | x_{1:i-1})$ . Here, the  $x_i$ -th observation is conditioned on the first  $i-1$  observations as is common in time series models. More generally, any conditional dependence structure is easily incorporated into the RoT at the expense of complicating notation, see also Knoblauch (2019a).

6. Except in the experiments on Deep Gaussian Processes in Section 6. Here, the losses are in fact directly defined relative to latent variables.

7. While latent variable models are not the focus of the current paper, the RoT and GVI are easily extended to the latent variable case, see Knoblauch (2019a).

- (2) which is robust to prior misspecification without changing the parameter of interest, this amounts to changing  $D$ .
- (3) which affects uncertainty quantification without changing the parameter of interest, this amounts to changing  $D$ .

**Remark 19** *The proof can be found in the Appendix C. While it is easy to prove, it requires carefully defining robustness to model misspecification as in Tukey (1960) and thus is somewhat laborious.*

Method	$\ell(\boldsymbol{\theta}, x_i)$	$D$	$\Pi$
Standard Bayes	$-\log p(x_i \boldsymbol{\theta})$	KLD	$\mathcal{P}(\boldsymbol{\Theta})$
Power Likelihood Bayes <sup>1</sup>	$-\log p(x_i \boldsymbol{\theta})$	$\frac{1}{w}$ KLD, $w < 1$	$\mathcal{P}(\boldsymbol{\Theta})$
Composite Likelihood Bayes <sup>2</sup>	$-w_i \log p(x_i \boldsymbol{\theta})$	KLD	$\mathcal{P}(\boldsymbol{\Theta})$
Divergence-based Bayes <sup>3</sup>	divergence-based $\ell$	KLD	$\mathcal{P}(\boldsymbol{\Theta})$
PAC/Gibbs Bayes <sup>4</sup>	any $\ell$	KLD	$\mathcal{P}(\boldsymbol{\Theta})$
VAE <sup>5,†</sup>	$-\log p_{\boldsymbol{\zeta}}(x_i \boldsymbol{\theta})$	KLD	$\mathcal{Q}$
$\beta$ -VAE <sup>6,†</sup>	$-\log p_{\boldsymbol{\zeta}}(x_i \boldsymbol{\theta})$	$\beta \cdot$ KLD, $\beta > 1$	$\mathcal{Q}$
Bernoulli-VAE <sup>7,†</sup>	continuous Bernoulli	KLD	$\mathcal{Q}$
<b>Standard VI</b>	$-\log p(x_i \boldsymbol{\theta})$	KLD	$\mathcal{Q}$
Power VI <sup>8</sup>	$-\log p(x_i \boldsymbol{\theta})$	$\frac{1}{w}$ KLD, $w < 1$	$\mathcal{Q}$
Utility VI <sup>9</sup>	$-\log p(x_i \boldsymbol{\theta}) + \log u(h, x_i)$	KLD	$\mathcal{Q}$
Regularized Bayes <sup>10</sup>	$-\log p(x_i \boldsymbol{\theta}) + \phi(\boldsymbol{\theta}, x_i)$	KLD	$\mathcal{Q}$
Gibbs VI <sup>11</sup>	any $\ell$	KLD	$\mathcal{Q}$
<b>Generalized VI</b>	any $\ell$	any $D$	$\mathcal{Q}$

Table 1: Relationship of  $P(\ell, D, Q)$  to a selection of existing methods. <sup>1</sup>(e.g. Grünwald, 2011, 2012; Holmes and Walker, 2017; Grünwald and Van Ommen, 2017; Miller and Dunson, 2019), <sup>2</sup>(e.g. Varin et al., 2011; Pauli et al., 2011; Ribatet et al., 2012; Hamelijncx et al., 2019), <sup>3</sup>(e.g. Hooker and Vidyashankar, 2014; Ghosh and Basu, 2016; Futami et al., 2018; Jewson et al., 2018; Chérif-Abdellatif and Alquier, 2019), <sup>4</sup>(Bissiri et al., 2016; Germain et al., 2016; Guedj, 2019), <sup>5</sup>(Kingma and Welling, 2013), <sup>6</sup>(Higgins et al., 2017), <sup>7</sup>(Loaiza-Ganem and Cunningham, 2019) <sup>8</sup>(e.g. Yang et al., 2017; Huang et al., 2018) <sup>9</sup>(e.g. Kuśmierczyk et al., 2019; Lacoste-Julien et al., 2011) <sup>10</sup>(Ganchev et al. (2010), but only if the regularizer can be written as  $\mathbb{E}_{q(\boldsymbol{\theta})} [\phi(\boldsymbol{\theta}, \boldsymbol{x})]$  as in Zhu et al. (2014)), <sup>11</sup>(e.g. Alquier et al., 2016) <sup>†</sup>For the VAE entries in the table, we abuse notation by denoting the local latent variable for  $x_i$  as  $\boldsymbol{\theta}$ . Further,  $\boldsymbol{\zeta}$  denote the generative parameters.

#### 4.4 Connecting the Rule of Three to existing methods

Beyond axiomatic foundations and the interpretable modularity result of the last section, the form  $P(\ell, D, \Pi)$  also sheds light on existing methods. As we will see, most existing

Bayesian methods are special cases of the RoT. However, certain posterior beliefs derived as approximations to  $q_B^*(\theta)$  are *not*. This section explains this distinction, how it is relevant and why it provides a theoretical argument for the construction of posterior belief distributions through Generalized Variational Inference (GVI).

As Table 1 shows, an impressive array of Bayesian methods are recovered by the RoT. This includes a wide range of approximate Bayesian methods and in particular **standard VI**. In contrast, alternative approximation methods such as Laplace Approximations, Discrepancy Variational Inference (DVI), Expectation Propagation (EP) or VI posteriors derived from Generalized Evidence Lower Bounds do *not* satisfy these axiomatic desiderata.

#### 4.4.1 METHODS AS SPECIAL CASES OF THE RoT

Unsurprisingly, as the RoT was constructed as a strict generalization of standard Bayesian inference methods, most existing Bayesian methods are recovered as special cases. Further, by virtue of incorporating the space  $\Pi$  into the objective,  $P(\ell, D, \Pi)$  also recovers many posterior beliefs that are constructed as approximations to the Bayesian posterior. Table 1 gives a non-exhaustive overview over some of belief distributions the RoT recovers as special cases.

One of the key findings of the table is that **standard VI** satisfies the axiomatic foundations underlying the RoT. In other words, the RoT does *not* judge the belief distribution of eq. (2) derived from Bayes rule to be preferable to certain classes of approximations *by default*. The reason for this is simple: Unlike the traditional Bayesian paradigm, the RoT can explicitly encode the availability of finite or infinite computational resources through the argument  $\Pi$ . Hence, the moment the computational resources are scarce and posterior beliefs can only be computed over a parameterized subset  $\mathcal{Q} \subset \mathcal{P}(\Theta)$ , **standard VI** produces the best computationally feasible posteriors relative to the objective in eq. 3. In this sense, the RoT respects the optimality result of **standard VI** presented in Theorem 3.

#### 4.4.2 COHERENCE AND THE RoT

Another insightful observation is that unlike previous generalizations such as the Generalized Bayesian update in eq. (2), posterior belief distributions generated under the RoT are allowed to break a property referred to as *coherence* or *Bayesian additivity* (e.g. Bissiri et al., 2016; Fong and Holmes, 2019). In a nutshell, coherence says that posterior beliefs have to be generated according to some function  $\psi : \mathbb{R}^2 \rightarrow \mathbb{R}$  which for the prior  $\pi(\theta)$  and loss terms  $\ell(\theta, x_1), \ell(\theta, x_2)$  behaves as

$$\psi(\ell(\theta, x_2), \psi(\ell(\theta, x_1), \pi(\theta))) = \psi(\ell(\theta, x_1), \ell(\theta, x_2), \pi(\theta)).$$

Effectively, this property ends up enforcing a multiplicative update rule and exponential additivity as in eq. (2). Recalling the construction of the standard Bayesian posterior in Section 3.1, it should be clear that the desirability of coherence is a *direct* result of assuming **(P)** and **(C)**. To see that this intuition is accurate, note that treating the prior belief according to **(P)** and assuming infinite computational power via **(C)** is exactly equivalent to setting  $D = \text{KLD}$  and  $\Pi = \mathcal{P}(\Theta)$ . Next, solving eq. (3) with these specifications as in the proof of Theorem 1, one obtains the coherent exponentially additive update rule in eq. (2). In other words, generating posteriors that can violate coherence is identical to generating posteriors

that do not have to rely on **(P)** and **(C)**. Since this is precisely what we set out to do in the first place, this is in fact a desirable property for posteriors generated by the RoT.

#### 4.4.3 LINKS TO INFORMATION THEORY AND PAC-BAYES

It will be worthwhile exploring the interesting links between the RoT and alternative methods for the construction of belief distributions in the future. Here, we simply note in passing that special cases of the form  $P(\ell, D, \Pi)$  were arrived at with strong theoretical arguments starting from at least two completely different paradigmatic bases.

**PAC-Bayes:** While PAC-Bayesian results often have intimate links with Bayesian inference (see e.g. Germain et al., 2016; Grünwald and Van Ommen, 2017), their motivations and origins are distinct (see e.g. Shawe-Taylor and Williamson, 1997; Guedj, 2019): Unlike Bayesian inference, PAC-Bayesian results are not constructed based on **(P)** and **(L)**. Rather, their aim is the derivation of generalization bounds for belief distributions  $q(\boldsymbol{\theta}) \in \mathcal{P}(\boldsymbol{\Theta})$  defined over some hypothesis space (corresponding to the parameter space  $\boldsymbol{\Theta}$ ) relative to a loss function (corresponding to  $\ell$ ). For example, under a prior belief  $\pi(\boldsymbol{\theta})$ , a loss  $\ell$  and a data generating mechanism for  $x_{1:n}$  satisfying appropriate regularity conditions and for any  $q(\boldsymbol{\theta}) \in \mathcal{P}(\boldsymbol{\Theta})$  as well as for any fixed value of  $\varepsilon > 0$ , a rescaled version of McAllester’s seminal bound (McAllester, 1999a,b) says that with probability at least  $1 - \varepsilon$ ,

$$\mathbb{E}_{q(\boldsymbol{\theta})} \left[ n \cdot \mathbb{E}_{\mathbf{x}_{1:n}} \left[ \frac{1}{n} \sum_{i=1}^n \ell(\boldsymbol{\theta}, \mathbf{x}_i) \right] \right] \leq \mathbb{E}_{q(\boldsymbol{\theta})} \left[ \sum_{i=1}^n \ell(\boldsymbol{\theta}, x_i) \right] + \sqrt{\frac{\text{KLD}(q, \pi) + \log \frac{2\sqrt{n}}{\varepsilon}}{2n^{-0.5}}}.$$

Minimizing the right hand side of this bound with respect to  $q(\boldsymbol{\theta})$  over some set  $\Pi \subseteq \mathcal{P}(\boldsymbol{\Theta})$  immediately recovers a special case for the RoT given by  $P(\ell, D_{\text{McAllester}}, \Pi)$ . Here,  $D_{\text{McAllester}}$  is just the KLD term of the original bound with a subtracted constant:

$$D_{\text{McAllester}}(q||\pi) = \sqrt{\frac{\text{KLD}(q, \pi) + \log \frac{2\sqrt{n}}{\varepsilon}}{2n^{-0.5}}} - \sqrt{\frac{\log \frac{2\sqrt{n}}{\varepsilon}}{2n^{-0.5}}}$$

This is done to ensure that  $D_{\text{McAllester}}(q||\pi) = 0$  if and only if  $\pi(\boldsymbol{\theta}) = q(\boldsymbol{\theta})$  (almost everywhere). Note that it does not effect the minimizer of the right hand side. A similar logic can be applied to virtually all PAC-Bayesian bounds, including bounds based on alternative divergences (Bégin et al., 2016; Alquier and Guedj, 2018). This suggests that there are insightful connections between PAC-Bayes and the RoT. Further, GVI—the tractable case when  $\Pi = \mathcal{Q}$  is a parameterized subset of  $\mathcal{P}(\boldsymbol{\Theta})$ —is a promising way forward to scale and operationalize PAC-Bayesian learning. In fact, Letarte et al. (2019) constitutes the first step in this direction and we will explore these connections in future work.

**Information Theory:** Another strong link exists between the RoT and results derived from Information Theory and specifically the predictive Information Bottleneck (see Tishby et al., 2000; Bialek et al., 2001; Alemi, 2019). The name arises from the fact that this problem seeks to compress all information of the (possibly infinitely many) observations in  $\mathbf{x}_P$  into the finite-dimensional quantity  $\boldsymbol{\theta}$  which maximizes the amount of information about (possibly infinitely many) future observations denoted as  $\mathbf{x}_F$ . More concisely, the predictive

Information Bottleneck is given by the infinite-dimensional optimization problem

$$\max_{p(\boldsymbol{\theta}|\mathbf{x}_P)} I(\boldsymbol{\theta}; \mathbf{x}_F) \quad \text{s.t.} \quad I(\boldsymbol{\theta}; \mathbf{x}_P) = I_0.$$

Here,  $I$  denotes predictive information of some kind—typically mutual information—so that  $I(\boldsymbol{\theta}; \mathbf{x}_F)$  quantifies the amount of information the quantity  $\boldsymbol{\theta}$  can tell us about the future while  $I(\boldsymbol{\theta}; \mathbf{x}_P)$  is a measure of its complexity. As shown in Alemi (2019), a straightforward application of Lagrangian optimization together with a natural variational bound readily transforms this problem into an optimization problem of the form  $P(\ell, D, \Pi)$ .

## 5. Generalized Variational Inference (GVI)

The next section finally introduces a version of the RoT that is feasible for real-world inference and that we call Generalized Variational Inference (GVI). As the name suggests, GVI is any posterior distribution generated from  $P(\ell, D, \mathcal{Q})$ , where  $\mathcal{Q}$  is a parameterized subset of  $\mathcal{P}(\Theta)$  as given in eq. (5). The remainder proceeds as follows:

**Section 5.1** motivates why GVI procedures generate conceptually appealing and coherent posterior belief distributions.

**Section 5.2** focuses on the main applications of GVI in the current paper. In particular, we explain how GVI can be used for inferences that (i) are robust to model misspecification, (ii) are robust to prior misspecification and (iii) produce more appropriate marginal distributions.

**Section 5.3** discusses two strong theoretical guarantees for GVI: Frequentist consistency and an interpretation as an approximate lower bound on the evidence of a (generalized) Bayesian posterior.

**Section 5.4** focuses on strategies for inference. First, we derive a closed form objective for a particular set of GVI posteriors that are robust to model misspecification. Second, we introduce black box inference for GVI and prove more results on closed form expressions.

### 5.1 Advantages of GVI over alternative VI methods

As Table 1 shows, posteriors derived via  $P(\ell, D, \Pi)$  recover many Bayesian methods motivated as approximations to the Bayesian posterior. Crucially however, a large collection of approximation strategies for the standard Bayesian posterior are *not* special cases of the RoT. Unsurprisingly, these are the exact same methods that are suboptimal relative to the objective defining Bayesian inference (see Corollary 5). They encompass a variety of strategies we elaborated on in Section 2.3.1 and 2.3.2. The most prominent of these include VI based on generalized ELBO formulations, Laplace approximations, Expectation Propagation (EP) as well as Discrepancy Variational Inference (DVI).

We stress that we do *not* claim that these alternative posterior approximations are always performing worse than VI in practice—this is *not* what Corollary 5 says. What we *do* claim and prove is that such alternative approximations do *not* provide the optimal

posterior relative to eq. (3)—an equation that is isomorphic with the Bayesian posterior. This is an important distinction because it means that the empirical success of alternative approximations has a theoretically appealing interpretation: As explained in some detail in Section 2.4, if alternative approximations  $q_A^*(\theta)$  to the Bayesian posterior  $q_B^*(\theta)$  perform better than the standard variational approximation  $q_{VI}^*(\theta)$ , the objective underlying  $q_A^*(\theta)$  must be targeting a more appropriate posterior belief. Thus, undesirable inference outcomes with standard VI are synonymous with an inappropriately designed objective. Following this line of reasoning, the most transparent way to improve poor performance of standard VI posteriors is a *direct* adjustment of the objective that generated them. Conveniently, the axiomatic development of Section 4 provides a solution of precisely this kind: The RoT, which defines a versatile and modular family of objectives useful for interpretably adapting the standard VI objective, a technique we call Generalized Variational Inference (GVI).

**Definition 20 (Generalized Variational Inference (GVI))** *Solving any RoT of form  $P(\ell, D, \mathcal{Q})$  for  $\mathcal{Q} = \{q(\theta|\kappa) : \kappa \in \mathbf{K}\}$  a parameterized subset of  $\mathcal{P}(\Theta)$  (also called a variational family) constitutes a procedure we call Generalized Variational Inference (GVI).*

**Remark 21** *Notice that GVI posteriors satisfy Axioms I, II and III by definition. It immediately follows that they also inherit the modularity result in Theorem 18. By the same token, approximations  $q_A^*(\theta)$  to the Bayesian posterior that cannot be rewritten as a GVI procedure will **violate** the Axioms set out in Section 4.1. Clearly, this need not be a problem if  $\mathcal{Q}$  is a sufficiently rich set of approximating distributions: In this case, the approximation  $q_A^*(\theta) \approx q_B^*(\theta)$  is very reliable. As  $q_B^*(\theta)$  itself satisfies the Axioms in Section 4.1,  $q_A^*(\theta)$  will not violate the Axioms in a practically meaningful way.*

*In practice however,  $\mathcal{Q}$  is typically hopelessly restrictive. Consequently, it does not contain any qualitatively good approximations to  $q_B^*(\theta)$ . In this case, violation of the Axioms is often a serious problem. Example 4 and Figure 6 illustrate this on a Bayesian Mixture Model (BMM). We also revisit this issue with our experiments in Section 6.1, where we observe its real world consequence on Bayesian Neural Networks.*

**Example 4 (Label switching and multi-modality)** *A recurrent theme in the research on variational approximations  $q_A^*(\theta)$  to  $q_B^*(\theta)$  is the observation that standard VI with a mean field normal family will center closely around the maximum likelihood estimate (e.g. Turner and Sahani, 2011). This phenomenon is often referred to as the **zero-forcing** behaviour of the KLD (Minka, 2005). Its effect are undesirably overconfident variational posteriors  $q_{VI}^*(\theta)$ . Moreover, this problem is especially pronounced when the approximated posterior beliefs  $q_B^*(\theta)$  are multi-modal. Popular approaches to address this issue are Expectation Propagation (EP) (Minka, 2001; Opper and Winther, 2000) and Divergence Variational Inference (DVI) methods as introduced in Section 2.3.2 (e.g. Hernández-Lobato et al., 2016; Li and Turner, 2016; Dieng et al., 2017). All of these approaches seek to (locally or globally) minimize an alternative **zero-avoiding** divergence  $D$  between  $q_A^*(\theta)$  and  $q_B^*(\theta)$ . Unfortunately, none of these approaches satisfy the Axioms set out in 4.1. An immediate consequence is that the modularity encoded by Theorem 18 does not apply to EP or DVI. This may seem inconsequential, but it really is not: Unlike with GVI, **changing the divergence in the DVI-sense no longer affects uncertainty quantification alone**. In other words, we may accidentally interfere with the loss and warp the way the goodness of a parameter value  $\theta$  is assessed in undesirable ways.*



Using Bayesian mixture models (BMMs), we show that problems associated with violating the Axioms or Section 4.1 indeed occur in practice. BMMs produce multi-modal posteriors because the likelihood function is invariant to switching parameter labels. In other words, BMMs have multiple parameter values that constitute equally good fits to the data. With this in mind, we simulate  $n = 100$  observations from the model

$$p(x|\boldsymbol{\theta} = (\mu_1, \mu_2)) = 0.5 \cdot \mathcal{N}(x|\mu_1, 0.65^2) + 0.5 \cdot \mathcal{N}(x|\mu_2, 0.65^2)$$

for two different settings of  $\boldsymbol{\theta} = (\mu_1, \mu_2)$ . For inference, we use the well-specified prior belief  $\mu_j \sim \mathcal{N}(0, 2^2)$ ,  $j = 1, 2$ . Using the correctly specified likelihood function  $\ell(\boldsymbol{\theta}, x_i) = -\log p(x_i|\boldsymbol{\theta} = (\mu_1, \mu_2))$ , we then compare the standard Bayesian posterior  $q_B^*(\boldsymbol{\theta})$ , the standard VI posterior, the DVI posterior based on Rényi’s  $\alpha$ -divergence ( $D_{AR}^{(\alpha)}$ ) (Li and Turner, 2016) and the GVI posterior using  $D = D_{AR}^{(\alpha)}$  as uncertainty quantifier. For all posteriors produced by variational methods, we use the mean field normal family for  $\mathcal{Q}$ .

Figure 6 shows the results. Clearly,  $q_B^*(\boldsymbol{\theta})$  is multi-modal because there are two equally good parameter values describing the data by virtue of the fact that  $p(x|\boldsymbol{\theta} = (\mu_1, \mu_2)) = p(x|\boldsymbol{\theta} = (\mu_2, \mu_1))$ . Because we enforce uni-modality through  $\mathcal{Q}$ , the variational posteriors have a clear interpretation: Firstly, their means have the interpretation of (one of the two) best parameter values of  $\boldsymbol{\theta} = (\mu_1, \mu_2)$ . Secondly, their variances quantify the uncertainty about this best value. For both settings of the true value for  $\boldsymbol{\theta}$ , DVI produces a posterior that reflects a highly undesirable belief: In particular, the mode of the DVI posterior is located at a (locally) worst value of  $\boldsymbol{\theta}$ . Unsurprisingly and as the bottom right plot shows, this has adverse consequences for predictive performance. This behaviour is entirely attributable to the fact that unlike GVI posteriors, DVI posteriors violate the axiomatic foundation set out in Section 4.1 and thus do not inherit the modularity result of Theorem 18. In other words: In the GVI framework, changing the KLD to another divergence only changes uncertainty quantification and **does not** affect the way the best parameter is found. In sharp contrast, the DVI framework comes with no such guarantee. Accordingly, posteriors produced with DVI may conflate uncertainty quantification and the way the best parameter is found. In this context, Figure 6 serves as a morality tale: The modularity of standard VI and GVI ensures transparency. In contrast, DVI methods have no such guarantees and can easily end up conflating the search for the best parameter with uncertainty quantification<sup>8</sup>.

## 5.2 GVI use cases: Robust inference & better marginals

Summarizing the findings of the last paragraphs, saying that the standard VI posterior produces undesirable inferences or inappropriate uncertainty quantification amounts to saying that the objective in eq. (7) is inappropriate for the inference task at hand. By virtue of the modularity result in Theorem 18, it is also clear that GVI is uniquely positioned to define alternative objectives to address this in a direct and targeted fashion. Inspired by this, we next focus on three situations that cause problems for standard VI, but are easily solved by GVI: Prior misspecification ( $\not\mathcal{P}$ ), model misspecification ( $\not\mathcal{L}$ ), and marginal variances.

---

8. Clearly, this problem is not guaranteed to occur: As Remark 21 explains, the conflation of loss and uncertainty quantification will not be a problem so long as  $\mathcal{Q}$  is sufficiently rich to produce approximations that endow the statement  $q_A^*(\boldsymbol{\theta}) \approx q_B^*(\boldsymbol{\theta})$  with meaning.

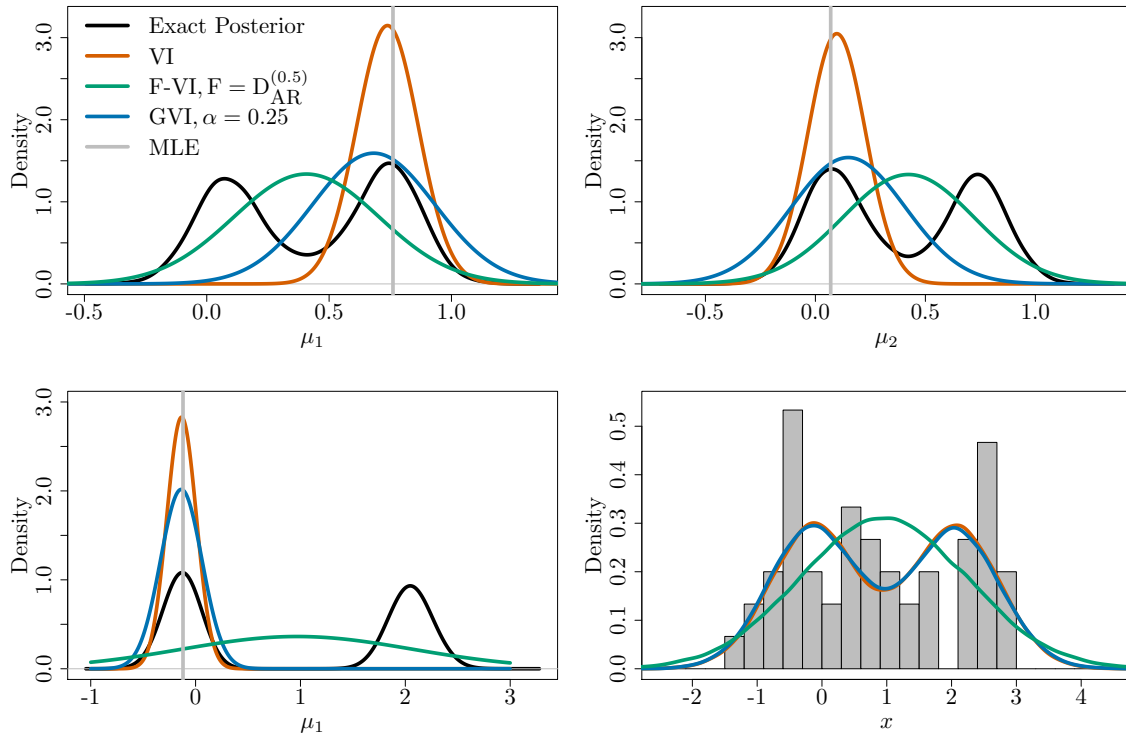


Figure 6: Best viewed in color. Depicted are the outcomes of inference in a BMM model, namely the (multimodal) **exact Bayesian** inference posterior, **standard VI**, **DVI** with  $D_{AR}^{(\alpha)}$  (Li and Turner, 2016) and **GVI** with  $D_{AR}^{(\alpha)}$  as uncertainty quantifier. **Top:** Posterior marginals for  $\mu_1 = 0, \mu_2 = 0.75$ . The Maximum A Posteriori estimate of the **DVI** posterior yields a locally worst value for  $\theta$  relative to the **exact Bayesian** posterior. In contrast, **standard VI** and **GVI** respect the loss: They produce a posterior belief centered around one (of the two) values of  $\theta$  minimizing the loss. **Bottom left:** Posterior marginal for  $\mu_1 = 0, \mu_2 = 2$ . The effects of the top row become even stronger as the modes move further apart. **Bottom right:** Posterior predictive for  $\mu_1 = 0, \mu_2 = 2$  against the histogram depicting the actual data. **VI**, **GVI** and **exact Bayesian** inference perform well and almost identically. **DVI** performs poorly and captures none of the two mixture components of the BMM.

### 5.2.1 GVI AND PRIOR MISSPECIFICATION

Section 3.3 outlines the problems associated with violating **(P)**: If the prior does not even approximately reflect the best available judgement, inference outcomes are adversely affected. This phenomenon is particularly pronounced whenever the prior is specified according to some default setting. For example, in the case of Bayesian Neural Networks (BNNs), a typical choice of prior is a standard normal distribution that factorizes over the network weights. While this may seem harmless or even uninformative, a supposedly uninformative prior specification of this kind actually encompasses a large degree of information, e.g.

- (U) The prior belief is *unimodal*. In other words, we believe that there exists a *uniquely most likely* parameterization of the network before observing any data.
- (I) The prior belief is that all network weights of a BNN are uncorrelated. In fact, we even believe that all network weights of a BNN are both *pairwise and mutually independent*.<sup>9</sup>

The above implications are in direct and strong contradiction to our best possible judgements about BNNs and thus violate (P):

- (~~U~~) Neural Networks are well-understood to have multiple parameter settings that are equally good (e.g. Choromanska et al., 2015). The unimodality assumption outlined in (U) is thus clearly not a reflection of the best judgement available: A prior belief in accordance with (P) would encode multimodality.
- (~~I~~) By construction, Neural Networks encode a significant degree of dependence in their parameters: The best values for parameters in the  $l$ -th layer will strongly depend on the best values for parameters in the  $(l - 1)$ -th layer (and vice versa). Hence, assuming uncorrelatedness (much less so independence!) directly contradicts our best judgement.

From this, it is obvious that a fully factorized normal distribution is hardly an appropriate default prior for BNNs in the sense of (P) in Section 3.1. At the same time, it is often prohibitive or computationally infeasible to construct alternative prior beliefs that reflect our best judgements more accurately. In other words, we are stuck with a sub-optimal prior. Under the standard Bayesian paradigm, this is not an acceptable position. In contrast, the new paradigm outlined in Section 4.1 does not require the prior to be flawless. Using GVI, we can thus use our very imperfect prior to design more appropriate posterior beliefs: Simply adapt the argument  $D$  which regularizes the posterior belief against the prior. In particular, we want to adapt  $D$  such that the resulting posteriors satisfy two criteria: Firstly, they should be more robust to priors which strongly contradict the observed data. Secondly, they should still provide reliable uncertainty quantification.

As the toy example in Figure 3 shows, this can be achieved by picking a robust replacement  $D_{\text{robust}}$  for the KLD. A recent overview of robust divergences was provided by Cichocki and Amari (2010). Such divergences are constructed with a hyperparameter that regulates the degree of robustness and which recovers the KLD as a limiting case. In the current paper, all robust divergences are parameterized such that one recovers the KLD as the hyperparameter approaches unity. For example, Rényi’s  $\alpha$ -divergence—henceforth denoted  $D_{AR}^{(\alpha)}$  and introduced by Rényi (1961)—is such a robust alternative to the KLD. Using the parameterization in Cichocki and Amari (2010), it is given by

$$D_{AR}^{(\alpha)}(q\|\pi) = \frac{1}{\alpha(\alpha - 1)} \log \left( \mathbb{E}_{q(\boldsymbol{\theta})} \left[ \left( \frac{\pi(\boldsymbol{\theta})}{q(\boldsymbol{\theta})} \right)^{1-\alpha} \right] \right). \quad (12)$$

Originally, Rényi’s  $\alpha$ -divergence was motivated as the *geometric mean* information to discriminate between the two hypotheses  $\boldsymbol{\theta} \sim \pi(\boldsymbol{\theta})$  and  $\boldsymbol{\theta} \sim q(\boldsymbol{\theta})$  of order  $\alpha$ , for some  $\alpha \in (0, 1)$ . Similarly, the original motivations for the KLD was its interpretation as the *arithmetic mean* information to discriminate between  $\boldsymbol{\theta} \sim \pi(\boldsymbol{\theta})$  and  $\boldsymbol{\theta} \sim q(\boldsymbol{\theta})$  (Kullback and Leibler, 1951).

---

9. For joint normal distributions, variables are uncorrelated if and only if they are independent.

Since geometric means are more robust measures of central tendency than arithmetic means, the  $D_{AR}^{(\alpha)}$  will generally be a more robust measure of discrepancy between  $\pi(\boldsymbol{\theta})$  and  $q(\boldsymbol{\theta})$  so long as  $\alpha \in (0, 1)$ . Clearly, the degree of this robustness will depend on  $\alpha$ . Generally, picking lower values of  $\alpha \in (0, 1)$  will produce more prior-robust measures of discrepancy. Indeed,  $D_{AR}^{(\alpha)}(q||\pi)$  recovers  $\text{KLD}(q||\pi)$  as  $\alpha \rightarrow 1$  and  $\text{KLD}(\pi||q)$  as  $\alpha \rightarrow 0$ . A host of other divergences behave similarly, including  $\alpha$ -,  $\beta$ - and  $\gamma$ -divergences as well as their generalizations (Cichocki and Amari, 2010). We plot their magnitude for two Normal Inverse Gamma distributions with different divergence hyperparameter values in Figure 7. The plot illustrates that (i) hyperparameter values below (above) unity impose larger (smaller) penalties than the KLD and that (ii) all robust divergences recover the KLD as their hyperparameters approach one. Importantly, a larger regularization term does not necessarily imply that a misspecified prior dominates inference: In fact, Figure 3 shows that the contrary holds using the example of  $D_{AR}^{(\alpha)}$  with  $\alpha = 0.5$ . As Appendix B demonstrates in great detail, Rényi's  $\alpha$ -divergence is representative of the behaviour displayed by various robust divergences. To keep things simple, we thus focus on  $D_{AR}^{(\alpha)}$  in the remainder of the paper.

### 5.2.2 GVI AND MODEL MISSPECIFICATION

Section 3.4 explains how and why  $(\boldsymbol{\xi}, \mathbf{L})$  can severely impede the usefulness of the Bayesian posterior: Assuming that the likelihood is an accurate reflection of the data generating mechanism makes inferences susceptible to outliers, heterogeneity and other adversarial aspects of the data. Further recalling the isomorphism between eq. (3) and eq. (8), it also is

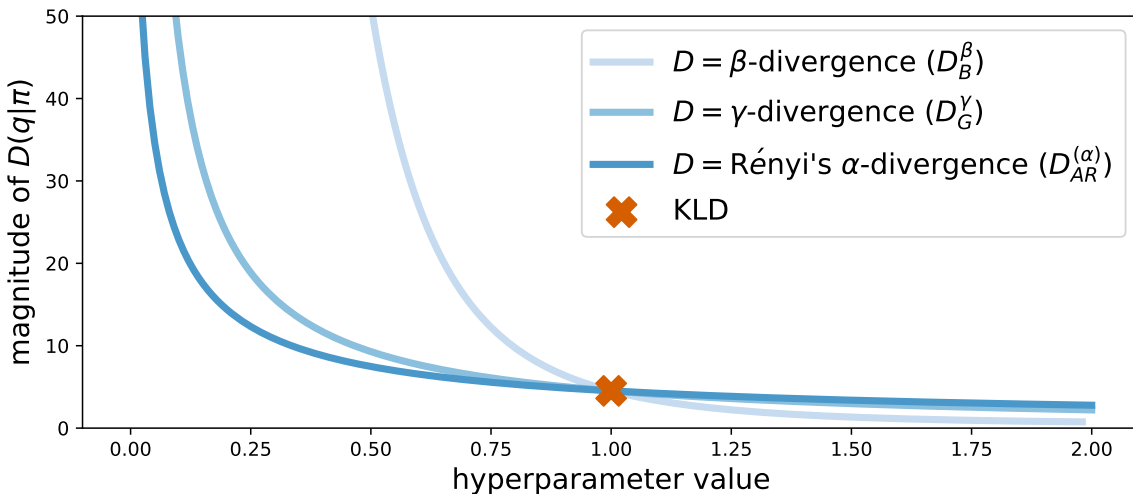


Figure 7: Depicted is the magnitude  $D(q||\pi)$  for different **robust divergences**  $D$  and the **KLD** for two Normal Inverse Gamma distributions given by  $q(\boldsymbol{\theta}) = \mathcal{NI}^{-1}(\boldsymbol{\theta}; \boldsymbol{\mu}_q, \mathbf{V}_q, a_q, b_q)$  and  $\pi(\boldsymbol{\theta}) = \mathcal{NI}^{-1}(\boldsymbol{\theta}; \boldsymbol{\mu}_\pi, \mathbf{V}_\pi, a_\pi, b_\pi)$  with  $\boldsymbol{\mu}_\pi = (0, 0)^T$ ,  $\mathbf{V}_\pi = 25 \cdot I_2$ ,  $a_\pi = 500$ ,  $b_\pi = 500$  and  $\boldsymbol{\mu}_q = (2.5, 2.5)^T$ ,  $\mathbf{V}_q = 0.3 \cdot I_2$ ,  $a_q = 512$ ,  $b_q = 543$ .

clear that treating the likelihood model as (approximately) correct is synonymous to using the log score  $\ell(\boldsymbol{\theta}, x_i) = -\log p(x_i|\boldsymbol{\theta})$  to assess how well the model fits the data.

Based on this observation, a promising line of work has sought to produce more robust scoring rules for probability models (see e.g. Dawid et al., 2016, and references therein). While there are other ways to derive proper scoring rules, the conceptually most appealing constructions are arguably based on statistical divergences. The intuition behind this approach consists in two observations: First, if  $n$  is large enough, one can invoke the law of large numbers and rewrite the parameter value  $\hat{\boldsymbol{\theta}}_n$  minimizing the log score as

$$\begin{aligned} \hat{\boldsymbol{\theta}}_n &= \min_{\boldsymbol{\theta} \in \Theta} \left\{ \frac{1}{n} \sum_{i=1}^n -\log p(x_i|\boldsymbol{\theta}) \right\} \stackrel{n \rightarrow \infty}{\approx} \min_{\boldsymbol{\theta} \in \Theta} \{ \mathbb{E}_{\mathbb{P}_x} [-\log p(\mathbf{x}|\boldsymbol{\theta})] \} \\ &= \min_{\boldsymbol{\theta} \in \Theta} \left\{ \mathbb{E}_{\mathbb{P}_x} \left[ -\log \left( \frac{p(\mathbf{x}|\boldsymbol{\theta})}{d\mathbb{P}_x(\mathbf{x})} \right) \right] \right\} = \min_{\boldsymbol{\theta} \in \Theta} \text{KLD}(d\mathbb{P}_x \| p(\mathbf{x}|\boldsymbol{\theta})). \end{aligned}$$

In other words, the log score targets the parameter value  $\boldsymbol{\theta}$  which is best in the KLD-sense. Second, as it is well-known that the KLD is not robust (e.g. Cichocki and Amari, 2010), it is often advantageous to find a robust alternative divergence  $D_{\text{robust}}$  to reverse-engineer the above derivation and arrive at some robust scoring rule  $\mathcal{L}^{\text{robust}}(\boldsymbol{\theta}, x_i)$ .

The first developments in this direction started with the family of  $\beta$ -divergences by Basu et al. (1998); Mihoko and Eguchi (2002), but the idea has since been extended to various other discrepancies. This includes the Fisher divergence (Hyvärinen, 2005), the family of  $\gamma$ -divergences (e.g. Fujisawa and Eguchi, 2008; Hung et al., 2018) as well as Minimum Stein Discrepancies (Barp et al., 2019). The Generalized Bayesian posterior associated with this procedure then arises from replacing the negative log likelihood in eqs. (2) and (3) by  $\mathcal{L}^{\text{robust}}(\boldsymbol{\theta}, x_i)$ . A growing literature has focused on using the scoring rules derived from these divergences to perform Generalized Bayesian inference of precisely this sort (see e.g. Hooker and Vidyashankar, 2014; Ghosh and Basu, 2016; Chérif-Abdellatif and Alquier, 2019). Jewson et al. (2018) provides a recent survey of this field and connects it to the idea of Bissiri et al. (2016). As Figures 4 and 5 demonstrate for the scoring rule  $\mathcal{L}^\beta(\boldsymbol{\theta}, x_i)$  derived from the  $\beta$ -divergence, this produces reliably robust posterior inferences. We state the analytic form of  $\mathcal{L}^\beta(\boldsymbol{\theta}, x_i)$  and another robust scoring rule  $\mathcal{L}^\gamma(\boldsymbol{\theta}, x_i)$  derived from the  $\gamma$ -divergence (see Hung et al., 2018) in Section 6.2, where we show how they can be used to robustify Deep Gaussian Processes.

### 5.2.3 GVI AND MARGINAL VARIANCES

The standard VI objective can be inappropriate even in situations where assuming appropriately specified priors ( $\mathbf{P}$ ) and likelihood functions ( $\mathbf{L}$ ) underlying the traditional Bayesian paradigm are a useful working assumption. For instance, the uncertainty quantification of standard VI is often inappropriate when  $\mathcal{Q}$  is a mean field variational family factorizing dimension-wide over  $\boldsymbol{\theta}$  and the individual entries of  $\boldsymbol{\theta}$  exhibit strong dependence (e.g. Turner and Sahani, 2011). Oftentimes, this phenomenon is referred to as *mode seeking behaviour* (e.g. Minka, 2005). The name itself also reveals that this problem is intimately linked to unimodal—and thus in practice mean field normal—variational families  $\mathcal{Q}$ . Again, the modularity result of Theorem 18 can be helpful: Provided that one has no flexibility about the choice of  $\mathcal{Q}$  and has fixed the prior  $\pi(\boldsymbol{\theta})$ , one can adapt the GVI posterior’s uncertainty

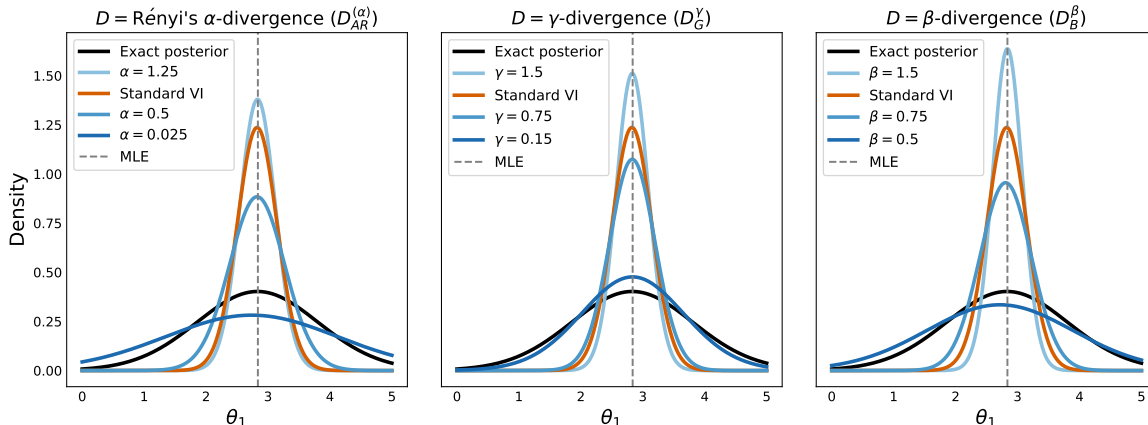


Figure 8: Best viewed in color. Marginal **VI** compared to different **GVI** posteriors for the coefficient  $\theta_1$  of data simulated from a Bayesian linear model (see Appendix B for details). For all posteriors, the loss  $\ell$  is the correctly specified negative log likelihood of the true data generating mechanism. Further, for all variational posteriors the belief is constrained to lie inside a mean field normal family  $\mathcal{Q}$ . Due to high correlation between the coefficients for the **exact posterior**, **standard VI** produces undesirably over-concentrated belief distributions. In contrast, appropriately choosing the hyperparameters of alternative robust divergences  $D \neq \text{KLD}$  provides more desirable uncertainty quantification.

quantification properties by changing  $D = \text{KLD}$  to an alternative divergence. Figure 8 illustrates this flexibility of GVI by comparing the uncertainty quantification properties of three different robust divergences to standard VI.

### 5.3 Theoretical properties of GVI

Clearly, the principal appeal of GVI lies in its modularity and the associated subjective choices of  $\ell$ ,  $D$  and  $\mathcal{Q}$ . Because of this increased need for the statistical modeller to provide sensible problem specification, one may worry about producing inferences that are non-sensical. The following section studies two theoretical findings that impose meaningful limits to the damage a badly specified GVI posterior can do: Firstly, we point to novel results showing that GVI posteriors are consistent in the frequentist sense: As more and more data are observed, the GVI posterior will collapse to the population optimum regardless of  $D$ . Secondly, we show that GVI posteriors with uncertainty quantifiers based on robust divergences can be interpreted as approximations to Bayesian posteriors with a power likelihood.

#### 5.3.1 FREQUENTIST CONSISTENCY

Knoblauch (2019a) shows that GVI posteriors are consistent in the Frequentist sense. In other words, they collapse to a point mass at the population-optimal value as the number of observations tends to infinity. This holds under a wide range of extremely mild regularity conditions on the arguments  $\ell$ ,  $D$  and  $\mathcal{Q}$ . Here, we state a simple version of the result for independent data with the mean field normal variational family.

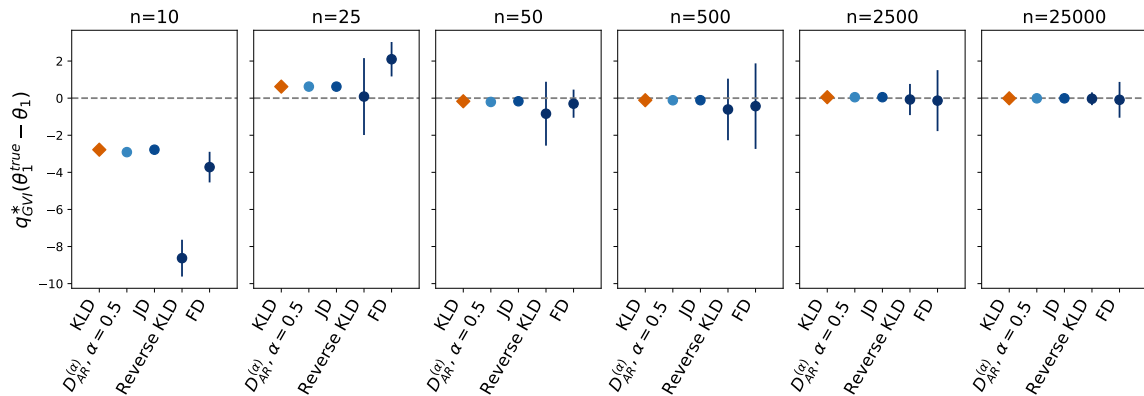


Figure 9: Best viewed in color. Marginal **VI** and different **GVI** posteriors for the first coefficient of a simulated 20-dimensional Bayesian Linear Model based on  $n$  observations. The loss  $\ell$  is the correctly specified negative log likelihood of the true data generating mechanism and the uncertainty quantifier is varied along the  $x$ -axis. Depicted uncertainty quantifiers are the forward and reverse KLD, Rényi’s  $\alpha$ -divergence ( $D_{AR}^{(\alpha)}$ ), Jeffrey’s Divergence (JD) as well as the Fisher Divergence (FD). All posteriors are members of the mean field normal family  $\mathcal{Q}$ . Because all inferred posterior beliefs are normals, dots are used to mark out the posterior mean and whiskers to denote the posterior standard deviation. All posteriors are re-centered around the true value of the coefficient, so that the  $y$ -axis shows how far the posterior belief is from the truth.

**Theorem 22 (Frequentist consistency of GVI)** *Suppose that Assumption 1 in Knoblauch (2019a) holds. Choosing  $\mathcal{Q}$  to be the mean field normal family and letting  $D$  be lower-semi-continuous in its first argument, suppose that  $D(q||\pi) < \infty$  for all  $q \in \mathcal{Q}$ . Further, let  $\mathbb{P}_{\mathbf{x}}$  be the true probability measure of some random variable  $\mathbf{x}$  and suppose that the observations  $x_{1:n}$  are independent and identically distributed draws from  $\mathbf{x}$ . If the prior is not infinitely bad for the population of  $\mathbf{x}$  (which is to say that  $\mathbb{E}_{\pi} [\mathbb{E}_{\mathbb{P}_{\mathbf{x}}} [\ell(\boldsymbol{\theta}, \mathbf{x})]] < \infty$ ), then*

$$q_{GVI,n}^*(\boldsymbol{\theta}) \xrightarrow{D} \delta_{\boldsymbol{\theta}^*}(\boldsymbol{\theta}),$$

where  $q_{GVI,n}^*(\boldsymbol{\theta})$  is the GVI posterior corresponding to the problem  $P(\ell, D, \mathcal{Q})$  based on  $n$  observations and  $\boldsymbol{\theta}^* = \arg \min_{\boldsymbol{\theta}} [\mathbb{E}_{\mathbb{P}_{\mathbf{x}}} [\ell(\boldsymbol{\theta}, \mathbf{x})]]$  is the population-optimal parameter value.

**Remark 23** *This Theorem is a straightforward invocation of Corollary 1 in Knoblauch (2019a). Assumption 1 guarantees a number of conditions that are required to make GVI a well-defined optimization problem. For example, it ensures that the sum of the losses has minimizers for any finite  $n$  and in the large data limit and that the loss expected under  $\mathbb{P}_{\mathbf{x}}$  is finite.*

This finding is illustrated in Figure 9, which is taken from Knoblauch (2019a). The plot shows that as the theory suggests, the posteriors collapse to a point mass under mild regularity conditions on the uncertainty quantifier  $D$ . Unsurprisingly, speed and nature of the convergence depends on the choice of  $D$ .

## 5.3.2 GVI AS A POSTERIOR APPROXIMATION

Although the axiomatic development in Section 4.1 shows that GVI produces a posterior belief distribution that is valid in its own right, one can also interpret certain GVI posteriors as approximations to (generalized) Bayesian posteriors as in eq. (2). In particular, we show that for robust divergences  $D_{\text{robust}}^{(\rho)}$  parameterized by some hyperparameter  $\rho$  so that  $\lim_{\rho \rightarrow 1} D_{\text{robust}}^{(\rho)} = \text{KLD}$ , the GVI objective constitutes a lower bound on the evidence of a (generalized) Bayesian posterior. Results of this form can be shown to hold for Rényi's  $\alpha$ -divergence ( $D_{AR}^{(\alpha)}$ ), the  $\gamma$ -divergence ( $D_G^{(\gamma)}$ ) as well as the  $\beta$ -divergence ( $D_B^{(\beta)}$ ). As they are structurally similar, we only state the bound corresponding to  $D = D_{AR}^{(\alpha)}$  and defer the results for  $D_G^{(\gamma)}$  and  $D_B^{(\beta)}$  as well as all proofs to Appendix D.

**Theorem 24 (GVI as approximate Evidence Lower bound with  $D = D_{AR}^{(\alpha)}$ )** *The objective of a GVI posterior based on  $P(\ell, D_{AR}^{(\alpha)}, \mathcal{Q})$  has an interpretation as lower bound on the  $c(\alpha)$ -scaled (generalized) evidence lower bound of  $P(w(\alpha) \cdot \ell, \text{KLD}, \mathcal{P}(\Theta))$ :*

$$\mathbb{E}_{q(\theta)} \left[ \sum_{i=1}^n \ell(\theta, \mathbf{x}_i) \right] + D_{AR}^{(\alpha)}(q|\pi) \geq -c(\alpha) \cdot \text{ELBO}^{w(\alpha)\ell}(q) + S_1(\alpha, q, \pi) \quad (13)$$

where  $\text{ELBO}^{w(\alpha)\ell}$  denotes the Evidence Lower Bound associated with standard VI relative to the generalized Bayesian posterior given by

$$q_B^{w(\alpha)\ell}(\theta) \propto \pi(\theta) \exp \left( -w(\alpha) \sum_{i=1}^n \ell(\theta, \mathbf{x}_i) \right),$$

where  $c(\alpha) = \min\{1, \alpha^{-1}\}$ ,  $w(\alpha) = \max\{1, \alpha\}$  and  $S_1(\alpha, q, \pi)$  is an interpretable slack term.

**Remark 25** *The take-away from the bound in eq. (13) is that the slack term  $S_1(\alpha, q, \pi)$  introduces the main difference between  $P(\ell, D_{AR}^{(\alpha)}, \mathcal{Q})$  and  $P(w(\alpha) \cdot \ell, \text{KLD}, \mathcal{Q})$ . As Appendix D shows, is possible but rather tedious to make analytically more concise statements about  $S_1(\alpha, q, \pi)$ . Specifically, the main function of the slack term is the introduction of more conservative uncertainty quantification. Studying this empirically reveals that for Rényi's  $\alpha$ -divergence, this has the effect of enabling prior robust inference. This point is demonstrated in Figure 3 and elaborated upon in Section 5.2.1, but is perhaps best summarized in Figure 10: Since  $c(\alpha) = 1$  for  $\alpha \in (0, 1)$ , the left hand side of the plot corresponds to  $P(\ell, D_{AR}^{(\alpha)}, \mathcal{Q})$  and the right-hand side to  $P(w(\alpha) \cdot \ell, \text{KLD}, \mathcal{Q})$ . The plot shows the difference between minimizing the GVI and the ELBO objectives in eq. (13): relative to the ELBO objective  $P(w(\alpha) \cdot \ell, \text{KLD}, \mathcal{Q})$ , the belief distributions  $P(\ell, D_{AR}^{(\alpha)}, \mathcal{Q})$  based on the  $D_{AR}^{(\alpha)}$  are much less sensitive to badly specified priors. In fact, the GVI posteriors implicitly determine if it is worth taking the prior into account: On the one hand, the uncertainty quantification with  $D = D_{AR}^{(\alpha)}$  is **less affected** than standard VI for badly specified priors. On the other hand, GVI posteriors with  $D = D_{AR}^{(\alpha)}$  are still **more conservative** than standard VI for well specified priors.*



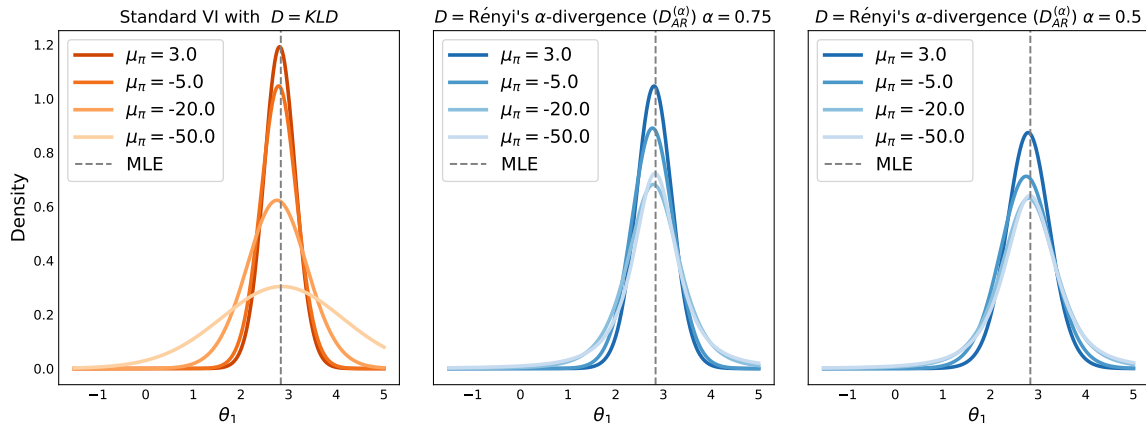


Figure 10: Best viewed in color. Marginal **VI** compared to different **GVI** posteriors for the coefficient  $\theta_1$  of data simulated from a  $d$ -dimensional Bayesian linear model with different priors (see Appendix B for details). The prior for the coefficients is a Normal Inverse Gamma distribution given by  $\boldsymbol{\mu} \sim \mathcal{NI}^{-1}(\mu_\pi \cdot \mathbf{1}_d, v_\pi \cdot I_d, a_\pi, b_\pi)$  with  $v_\pi = 4 \cdot I_d$ ,  $a_\pi = 3$ ,  $b_\pi = 5$  and various values for  $\mu_\pi$ . For all posteriors, the loss  $\ell$  is the correctly specified negative log likelihood of the true data generating mechanism. Further, all variational posteriors are constrained to lie inside a mean field normal family  $\mathcal{Q}$ . Notice that the **standard VI** posterior corresponds to the ELBO component on the right hand side of the bound in eq. (13). In contrast, the **GVI** posteriors are obtained by maximizing the left hand side of the same bound.

## 5.4 Inference with Generalized Variational Inference (GVI)

This section outlines two powerful inference strategies for GVI: Quasi-conjugate and fully black box inference. Built on earlier findings in Knoblauch et al. (2018), we show that a class of GVI posteriors based on robust likelihood scoring rules admits closed form objectives. Because this closed form objective emerges when the non-robust counterpart of the likelihood is conjugate to the prior, we call the resulting inference procedure quasi-conjugate. For more complicated models, closed form objectives will not be available. To address this, we also introduce a black box inference procedure for arbitrary choices of  $\ell$  and  $D$ .

### 5.4.1 QUASI-CONJUGATE INFERENCE

This paper so far has given little attention to specifying the constraining family for a GVI problem. One interesting interdependence between loss function and variational family was studied in Knoblauch et al. (2018): When applying the robust scoring rule  $\mathcal{L}^\beta$  (Basu et al., 1998) derived from the  $\beta$ -divergence ( $D_B^{(\beta)}$ ) to a likelihood associated with a conjugate prior  $\pi(\theta|\kappa_0)$ , there is a considerable advantage in taking  $\mathcal{Q}$  to be the family of the conjugate prior. Since  $\mathcal{L}^\beta(\boldsymbol{\theta}, x_i) \rightarrow -\log p(x_i|\boldsymbol{\theta})$  as  $\beta \rightarrow 1$ , the (generalized) Bayesian posterior

$$q_B^\beta(\boldsymbol{\theta}) \propto \pi(\boldsymbol{\theta}) \prod_{i=1}^n \exp \left\{ -\mathcal{L}^\beta(\boldsymbol{\theta}, x_i) \right\}$$

is contained in  $\mathcal{Q}$  as  $\beta \rightarrow 1$ . The results in Knoblauch et al. (2018) and intuition thus suggest that so long as  $|\beta - 1| < \varepsilon$  for some sufficiently small value  $\varepsilon > 0$  and  $D = \text{KLD}$ , constraining the posterior to be in  $\mathcal{Q}$  still produces excellent approximations to  $q_{\text{B}}^{\beta}(\boldsymbol{\theta})$ . Beyond the approximation quality, choosing the quasi-conjugate variational family offers tangible computational advantages: As Theorem 2 in Knoblauch et al. (2018) shows, under these circumstances the objective defining  $P(\mathcal{L}^{\beta}, \text{KLD}, \mathcal{Q})$  is available in closed form. Consequently, no sampling or approximation is required and the optimum is usually found within a very small number of iterations.

Complementing this finding, Proposition 26 extends quasi-conjugacy to the robust scoring rule  $\mathcal{L}^{\gamma}$  derived from the  $\gamma$ -divergence ( $D_G^{(\gamma)}$ ) as provided for in Hung et al. (2018). Similarly to  $\mathcal{L}^{\beta}$ ,  $\mathcal{L}^{\gamma}(\boldsymbol{\theta}, x_i) \rightarrow -\log p(x_i|\boldsymbol{\theta})$  as  $\gamma \rightarrow 1$ , so that the same intuition that applied to  $\mathcal{L}^{\beta}$  also applies here. Note that the conditions for  $\mathcal{L}^{\gamma}$  in Proposition 26 are slightly more restrictive than those derived for  $\mathcal{L}^{\beta}$ . This is due to the fact that while the same integral term appears in both, it is additive for  $\mathcal{L}^{\beta}$  but multiplicative for  $\mathcal{L}^{\gamma}$ . While the proof is conceptually straightforward, it is notationally cumbersome and thus deferred to Appendix E.

**Proposition 26 (Closed form GVI objectives with  $\mathcal{L}^{\gamma}$ )** *Let  $\mathcal{L}^{\gamma}(\boldsymbol{\theta}, \cdot)$  be the  $\gamma$ -divergence based scoring rule for likelihood  $p(\cdot|\boldsymbol{\theta})$ . Suppose  $p(\cdot|\boldsymbol{\theta})$  admits conjugacy relative to the exponential distributions given by  $\mathcal{Q}$  and let the conjugate prior  $\pi(\boldsymbol{\theta}|\boldsymbol{\kappa}_0) \in \mathcal{Q}$ . Writing*

$$\begin{aligned} p(x|\boldsymbol{\theta}) &= h(x) \exp \{g(x)^T T(\boldsymbol{\theta}) - B(x)\}, \\ q(\boldsymbol{\theta}|\boldsymbol{\kappa}) &= h(\boldsymbol{\theta}) \exp \{\eta(\boldsymbol{\kappa})^T T(\boldsymbol{\theta}) - A(\eta(\boldsymbol{\kappa}))\}, \\ \mathcal{N} &= \{\boldsymbol{\kappa} : \exp\{A(\eta(\boldsymbol{\kappa}))\} < \infty\}, \end{aligned}$$

the objective of  $P(\mathcal{L}^{\gamma}, \text{KLD}, \mathcal{Q})$  has closed form if for observations  $x_{1:n}$  and all  $q \in \mathcal{Q}$

$$I^{(\gamma)}(\boldsymbol{\theta}) = \int_{\mathcal{X}} p(x|\boldsymbol{\theta})^{\gamma} dx, \quad F_1(\boldsymbol{\kappa}) = \int_{\Theta} T(\boldsymbol{\theta}) q(\boldsymbol{\theta}|\boldsymbol{\kappa}) d\boldsymbol{\theta}, \quad F_2(\boldsymbol{\kappa}) = \int_{\Theta} I^{(\gamma)}(\boldsymbol{\theta})^{\frac{1-\gamma}{\gamma}} q(\boldsymbol{\theta}|\boldsymbol{\kappa}) d\boldsymbol{\theta}$$

are closed form functions of  $\boldsymbol{\theta}$  and  $\boldsymbol{\kappa}$  and if for all  $x_i$ ,  $(\eta(\boldsymbol{\kappa}) + (\gamma - 1)g(x_i)) \in \mathcal{N}$ .

#### 5.4.2 ADDITIONAL DETAILS ON BLACK-BOX GVI (BBGVI)

Standard VI is scalable using doubly stochastic, model-agnostic optimization techniques (e.g. Paisley et al., 2012; Hoffman et al., 2013; Titsias and Lázaro-Gredilla, 2014; Salimans and Knowles, 2014; Wu et al., 2019) collectively known as black box VI (Ranganath et al., 2014). We extend these methods to black box GVI (BBGVI), an inference algorithm directly inheriting the modularity of the posteriors defined by  $P(\ell, D, \mathcal{Q})$ . This makes it easy to build BBGVI into existing software: For example, adapting the Deep Gaussian Process implementation of Salimbeni and Deisenroth (2017) required <100 lines of Python code.

Suppose  $\mathcal{Q} = \{q(\boldsymbol{\theta}|\boldsymbol{\kappa}) : \boldsymbol{\kappa} \in K\}$  and that for all  $(\boldsymbol{\kappa}, \boldsymbol{\theta}) \in (K, \Theta)$ , one can sample  $\boldsymbol{\theta} \sim q(\boldsymbol{\theta}|\boldsymbol{\kappa})$ . Suppose also that the derivatives  $\nabla_{\boldsymbol{\kappa}} \log(q(\boldsymbol{\theta}|\boldsymbol{\kappa}))$  and  $\nabla_{\boldsymbol{\kappa}} D(q||\pi)$  exist ( $q$ -almost surely). For many choices of  $D$ ,  $\mathcal{Q}$  and  $\pi$ ,  $\nabla_{\boldsymbol{\kappa}} D(q||\pi)$  is available in closed form. In this case, BBGVI is particularly attractive and GVI posteriors can be computed through an unbiased gradient estimate given as

$$\nabla_{\boldsymbol{\kappa}} \hat{L}(q|\ell, D, \mathcal{Q}) = \frac{1}{S} \sum_{s=1}^S \left\{ \sum_{i=1}^n \ell(\boldsymbol{\theta}^{(s)}, x_i) \cdot \nabla_{\boldsymbol{\kappa}} \log(q(\boldsymbol{\theta}^{(s)}|\boldsymbol{\kappa})) \right\} + \nabla_{\boldsymbol{\kappa}} D(q||\pi) \quad (14)$$

and relying on an independent sample  $\boldsymbol{\theta}^{(1:S)} \stackrel{i.i.d}{\sim} q(\boldsymbol{\theta}|\boldsymbol{\kappa})$ . If a closed form for  $\nabla_{\boldsymbol{\kappa}} D(q|\pi)$  is not available but  $D(q|\pi) = \mathbb{E}_{q(\boldsymbol{\theta}|\boldsymbol{\kappa})} [\ell_{\boldsymbol{\kappa},\pi}^D(\boldsymbol{\theta})]$  for a function  $\ell_{\boldsymbol{\kappa},\pi}^D : \Theta \rightarrow \mathbb{R}$ , one can use the alternative unbiased gradient estimate

$$\nabla_{\boldsymbol{\kappa}} \hat{L}(q|\ell, D, \mathcal{Q}) = \frac{1}{S} \sum_{s=1}^S \left\{ \left[ \sum_{i=1}^n \ell(\boldsymbol{\theta}^{(s)}, x_i) + \ell_{\boldsymbol{\kappa},\pi}^D(\boldsymbol{\theta}^{(s)}) \right] \cdot \nabla_{\boldsymbol{\kappa}} \log(q(\boldsymbol{\theta}^{(s)}|\boldsymbol{\kappa})) + \nabla_{\boldsymbol{\kappa}} \ell_{\boldsymbol{\kappa},\pi}^D(\boldsymbol{\theta}^{(s)}) \right\} \quad (15)$$

This can be deployed for most divergences of interest, including the family of  $f$ -divergences. In some cases however, divergences will not be linear in the argument  $\boldsymbol{\theta}$  so that one has  $D(q|\pi) = \tau(\mathbb{E}_{q(\boldsymbol{\theta}|\boldsymbol{\kappa})} [\ell_{\boldsymbol{\kappa},\pi}^D(\boldsymbol{\theta})])$  for some non-linear function  $\tau : \mathbb{R} \rightarrow \mathbb{R}$ . In this case, BBGVI can be performed based on the biased gradient estimate

$$\begin{aligned} \nabla_{\boldsymbol{\kappa}} \hat{L}(q|\ell, D, \mathcal{Q}) = & \frac{1}{S} \sum_{s=1}^S \left\{ \sum_{i=1}^n \ell(\boldsymbol{\theta}^{(s)}, x_i) \cdot \nabla_{\boldsymbol{\kappa}} \log(q(\boldsymbol{\theta}^{(s)}|\boldsymbol{\kappa})) \right\} + \\ & \tau \left( \frac{1}{S} \sum_{s=1}^S \ell_{\boldsymbol{\kappa},\pi}^D(\boldsymbol{\theta}^{(s)}) \right) \cdot \frac{1}{S} \sum_{s=1}^S \nabla_{\boldsymbol{\kappa}} \ell_{\boldsymbol{\kappa},\pi}^D(\boldsymbol{\theta}^{(s)}) \end{aligned} \quad (16)$$

Any gradient form admits black box variance reduction through some control variate  $h$  (Ranganath et al., 2014; Wu et al., 2019), see Appendix F for details. Algorithm 1 summarizes a generic BBGVI procedure.

As gradient estimates based on eq. (14) will have strictly lower variance than estimates based on eq. (15) or eq. (16), one may wonder under which conditions closed forms for  $\nabla_{\boldsymbol{\kappa}} D(q|\pi)$  are available. Proposition 27 clarifies this for robust divergences.

**Proposition 27 (Closed form  $D$ )** *Let  $q, \pi$  with natural parameters  $\boldsymbol{\eta}_q, \boldsymbol{\eta}_\pi$  be in the exponential family  $\mathcal{Q} = \{q(\boldsymbol{\theta}|\boldsymbol{\eta}) = h(\boldsymbol{\theta}) \exp\{\boldsymbol{\eta}'T(\boldsymbol{\theta}) - A(\boldsymbol{\eta})\} : \boldsymbol{\eta} \in \mathcal{N}\}$  with natural parameter space  $\mathcal{N} = \{\boldsymbol{\eta} : \exp\{A(\boldsymbol{\eta})\} < \infty\}$ . Then,*

- (1)  $D_A^{(\alpha)}(q|\pi)$  and  $D_{AR}^{(\alpha)}(q|\pi)$  have a closed form if  $\alpha \in (0, 1)$  or if  $\alpha\boldsymbol{\eta}_q + (1 - \alpha)\boldsymbol{\eta}_\pi \in \mathcal{N}$
- (2)  $D_B^{(\beta)}(q|\pi)$  has a closed form if  $h(\boldsymbol{\theta}) = h$  does not depend on  $\boldsymbol{\theta}$  and additionally,  $(\beta - 1) \cdot \boldsymbol{\eta}_1 + \boldsymbol{\eta}_2 \in \mathcal{N}$  for any  $\boldsymbol{\eta}_1, \boldsymbol{\eta}_2 \in \mathcal{N}$  (amongst others, this holds for Beta, Gamma, Gaussian, exponential or Laplace distributions)
- (3)  $D_G^{(\gamma)}(q|\pi)$  has closed form if  $D_B^{(\beta)}(q|\pi)$  does for  $\beta = \gamma$ .

## 6. Experiments

Having introduced an inference strategy that is generic enough to work on high-dimensional, black box Bayesian models, the remainder of the paper studies GVI on two applications of interest in Bayesian Deep Learning. Before doing so, notice that as indicated in Table 1, previous work constitutes various interesting special cases of GVI with other strong empirical results (e.g., Futami et al., 2018; Knoblauch et al., 2018; Higgins et al., 2017; Chérif-Abdellatif and Alquier, 2019; Jankowiak et al., 2019) We add to this body of evidence by deploying GVI on Bayesian Neural Networks (BNNs) and Deep Gaussian Processes (DGPs) to address the particular ways in which these two models challenge the assumptions underlying the standard Bayesian paradigm. All code used for generating the experiments is available from <https://github.com/JeremiasKnoblauch/GVIPublic>.

---

**Algorithm 1 Black box GVI (BBGVI)**


---

**Input:**  $x_{1:n}$ ,  $\pi$ ,  $D$ ,  $\ell$ ,  $\mathcal{Q}$ ,  $h$ , StoppingCriterion,  $\kappa_0$ ,  $K$ ,  $S$ ,  $t = 0$ , LearningRate

done  $\leftarrow$  False

**while** not done **do**

// STEP 1: Get a subsample from  $x_{1:n}$  of size  $K$

$\rho_{1:K} \leftarrow$  SampleWithoutReplacement( $1 : n, K$ )

$x^{(t)}_{1:K} \leftarrow x_{\rho_{1:K}}$

// STEP 2: Sample from  $q(\boldsymbol{\theta}|\kappa_t)$  and compute losses

$\boldsymbol{\theta}^{(1:S)} \stackrel{i.i.d.}{\sim} q(\boldsymbol{\theta}|\kappa_t)$

$\ell_{i,s} \leftarrow \ell(\boldsymbol{\theta}^{(s)}, x^{(t)}_i) \cdot \nabla_{\kappa_t} \log q(\boldsymbol{\theta}^{(s)}|\kappa_t)$  for all  $s = 1, 2, \dots, S$  and  $i = 1, 2, \dots, K$

$\ell_s \leftarrow \frac{n}{K} \sum_{i=1}^K \ell_{i,s}$  for all  $s = 1, 2, \dots, S$

// STEP 3: Compute uncertainty quantifier

**if**  $D(q|\pi)$  admits closed form **then**

$\ell_s \leftarrow \ell_s + \nabla_{\kappa} D(q|\pi)$  for all  $s = 1, 2, \dots, S$

**else if**  $D(q|\pi) = \mathbb{E}_q[\ell_{\kappa,\pi}^D(\boldsymbol{\theta})]$  **then**

$\ell_s \leftarrow \ell_s + \ell_{\kappa,\pi}^D(\boldsymbol{\theta}^{(s)}) \nabla_{\kappa_t} \log q(\boldsymbol{\theta}^{(s)}|\kappa_t) + \nabla_{\kappa_t} \ell_{\kappa,\pi}^D(\boldsymbol{\theta}^{(s)})$  for all  $s = 1, 2, \dots, S$

**else if**  $D(q|\pi) = \tau (\mathbb{E}_q[\ell_{\kappa,\pi}^D(\boldsymbol{\theta})])$  **then**

$\ell_s \leftarrow \ell_s + \tau \left( \frac{1}{S} \sum_{s=1}^S \ell_{\kappa,\pi}^D(\boldsymbol{\theta}^{(s)}) \right) \cdot \nabla_{\kappa_t} \ell_{\kappa,\pi}^D(\boldsymbol{\theta}^{(s)})$  for all  $s = 1, 2, \dots, S$

// STEP 4: Apply variance reduction via  $h$  if desired

**if**  $h \neq \text{None}$  **then**

$h_s \leftarrow h(\boldsymbol{\theta}^{(s)}, \ell_s)$

$\ell_s \leftarrow \ell_s - h_s$  for all for all  $s = 1, 2, \dots, S$

// STEP 5: Update  $\kappa_t$  and stopping criterion

$\rho_t \leftarrow$  LearningRate( $t$ )

$L \leftarrow \frac{1}{S} \sum_{s=1}^S \ell_s$

$\kappa_{t+1} \leftarrow \kappa_t + \rho_t \cdot L$

done  $\leftarrow$  StoppingCriterion( $\kappa_{t+1}, \kappa_t, t$ )

$t \leftarrow t + 1$

---

## 6.1 Bayesian Neural Network Regression

As alluded to in Example 1 and Section 5.2.1, BNN models should be expected to suffer from prior misspecification. Focusing on the regression case, we wish to alleviate this problem using GVI's modularity and thus focus on varying  $D$ . Accordingly, we fix the loss function

to the usual negative log likelihood  $\ell(\boldsymbol{\theta}, y_i, x_i, \sigma^2) = -\log p_{\mathcal{N}}(y_i|x_i, \sigma^2, F(\boldsymbol{\theta}))$  for

$$p_{\mathcal{N}}(y_i|x_i, \sigma^2, F(\boldsymbol{\theta})) = \mathcal{N}(y_i|F(\boldsymbol{\theta}), x_i, \sigma^2),$$

and choose  $\mathcal{Q} = \mathcal{Q}_{\text{MFN}}$  as the normal mean field variational family given in eq. (9). With this in hand, we compare three different constructions of posterior beliefs:

- (1) **Standard VI** as described in Section 2.3;
- (2) **DVI** methods introduced as approximations to the standard Bayesian posterior  $q_{\text{B}}^*(\boldsymbol{\theta})$  that find  $q_{\text{A}}^*(\boldsymbol{\theta}) = \arg \min_{q \in \mathcal{Q}} D(q||q_{\text{B}}^*(\boldsymbol{\theta}))$  with  $D$  being the  $\alpha$ -divergence (Hernández-Lobato et al., 2016)<sup>10</sup> and Rényi’s  $\alpha$ -divergence (Li and Turner, 2016);
- (3) **GVI** with  $D = D_{\text{AR}}^{(\alpha)}$ .

To make comparisons as fair as possible, our implementation is built on top of that used for the results of Li and Turner (2016) and only changes the objective being optimized. Similarly, all settings and data sets for which the methods are compared are unchanged and taken directly from Li and Turner (2016) and Hernández-Lobato et al. (2016): We use a single-layer network with 50 ReLU nodes on all experiments. Inference is performed via probabilistic back-propagation (Hernández-Lobato and Adams, 2015) and the ADAM optimizer (Kingma and Ba, 2014) with its default settings, 500 epochs and a batch size of 32. Priors and variational posteriors are both fully factorized normal distributions. Further, the results are also evaluated on the same selection of UCI data sets (Lichman, 2013) and in the same way as they were in Li and Turner (2016) and Hernández-Lobato et al. (2016): Using 50 random splits of the relevant data into training (90%) and test (10%) sets, the inferred models are evaluated predictively on the test sets using the average negative log likelihood (NLL) as well as the average root mean square error (RMSE). For each of the 50 splits, predictions are computed based on 100 samples from the variational posterior.

We summarize the two main results of our experiments as follows: First, Figure 11 depicts what appears to be the most typical relationship between **VI**, **DVI** and **GVI** on BNNs. Second, Figure 12 explores a surprising finding about the typical relationship further and connects it back to the modularity result in Theorem 18. The Appendix contains a small number of further results.

### 6.1.1 TYPICAL PATTERNS (FIGURE 11)

As Figure 11 demonstrates, several findings form a consistent pattern across a range of data sets. Three findings are most poignant.

- (A) **DVI** can often achieve a performance gain for the NLL relative to **standard VI**, but much less so for RMSE. On both metrics, there is no clear pattern of improvement.
- (B) Relative to **standard VI**, **GVI** significantly improves performance for both NLL and RMSE if  $\alpha > 1$ . Conversely, **GVI** worsens performance if  $\alpha \in (0, 1)$ . In other words, *larger* posterior variances adversely affect predictive quality.

---

10. We align the parameterization of the  $D_{\text{A}}^{(\alpha)}$  with the current paper, meaning  $1 - \alpha_{\text{current}} = \alpha_{\text{H.-L. et al. (2016)}}$

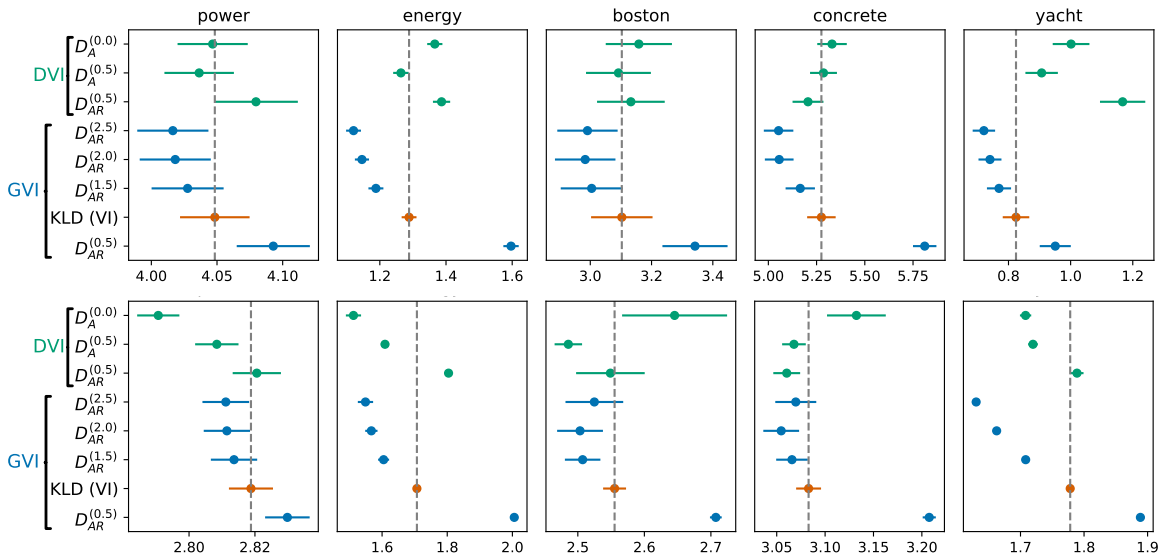


Figure 11: Best viewed in color. Top row depicts RMSE, bottom row the NLL across a range of data sets using BNNs. Dots correspond to means, whiskers to standard errors. The further to the left, the better the predictive performance. For the depicted selection of data sets, a clear common pattern exists for the performance differences between **standard VI**, **DVI** and **GVI**.

- (C) **GVI** performance is a clear banana-shaped function of  $\alpha$  across all data sets: While predictive performance benefits as  $\alpha$  gets larger than one, the improvement flattens out and bends back in a banana shape as  $\alpha$  grows too large.

Finding (B) has a straightforward interpretation: Since it holds that  $D_{AR}^{(\alpha)} \leq \text{KLD}$  for  $\alpha > 1$  (see Van Erven and Harremos (2014)<sup>11</sup> and Figure 7), the GVI posteriors associated with  $D_{AR}^{(\alpha)}$  for  $\alpha > 1$  are *more* concentrated than the standard VI posteriors, a phenomenon also depicted on toy models in Figure 8. In other words: Ignoring more of the poorly specified prior and consequently being closer to a point mass at the empirical risk minimizer is beneficial for predictive performance. As alluded to in Example 1, this is perhaps to be expected: Not only is the likelihood function of a BNN extremely flexible so that even a point estimate is likely to produce decent predictions, but it is also doubtful if a literal interpretation of the prior as in (P) is appropriate for BNNs. As finding (C) shows however, this does not mean that point estimates are preferable to posterior beliefs: Increasing the value of  $\alpha$  shrinks the variances too much, eventually impeding predictive performance.

### 6.1.2 THE SURPRISING BENEFITS OF MODULARITY (FIGURE 12)

While findings (B) and (C) should not come as a surprise by themselves, they do raise an interesting question: In particular, GVI for  $D_{AR}^{(\alpha)}$  with  $\alpha = 0.5$  is the *worst-performing* setting across the board. This is remarkable because this setting also constructs the only

11. Note that their result holds for a different parameterization of the  $D_{AR}^{(\alpha)}$ , but it is easy to show that our parameterization is strictly smaller than theirs for  $\alpha > 1$ .

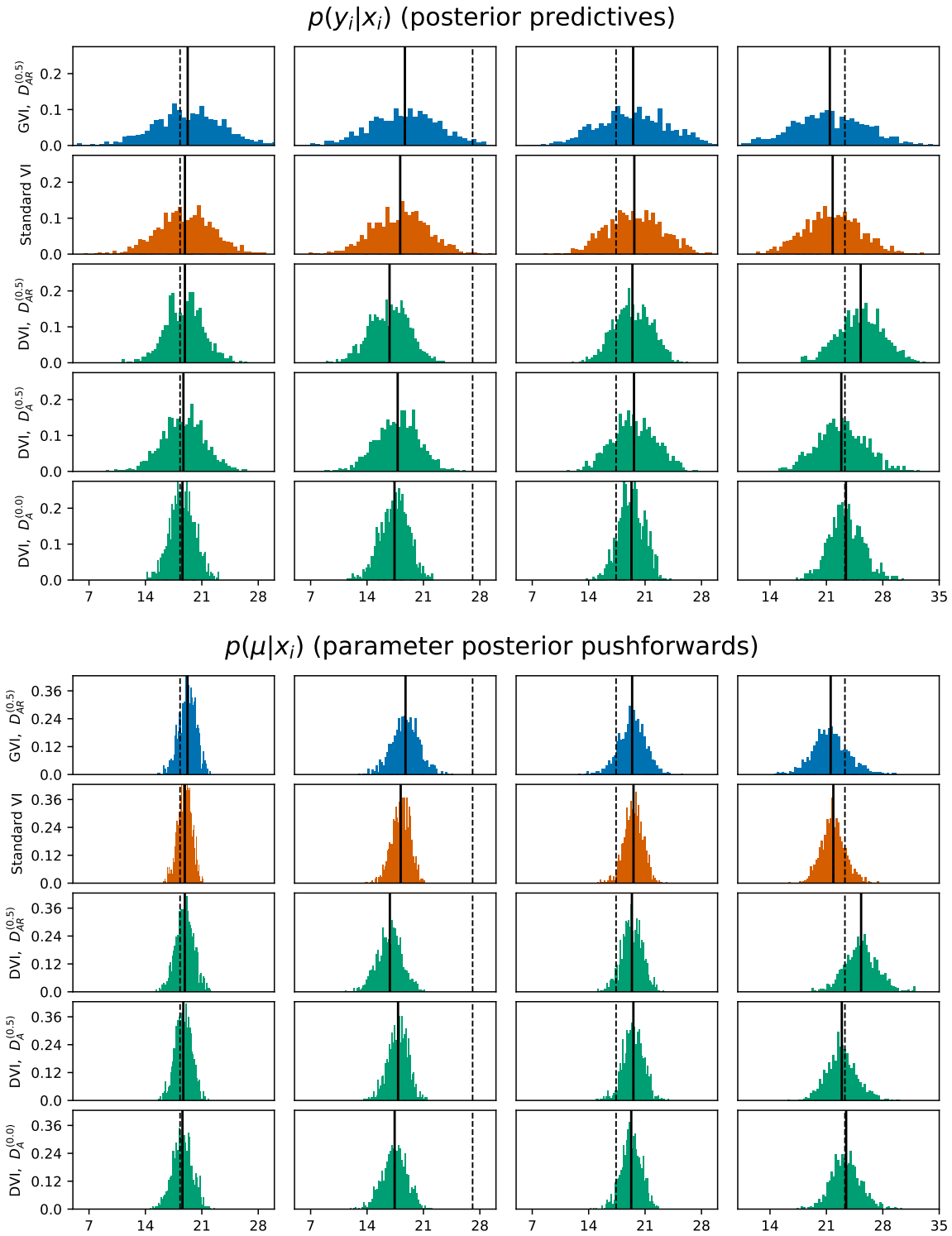


Figure 12: Best viewed in color. Depicted are test set predictions based on posterior predictives (**top panel**) and parameter posterior pushforwards (**bottom panel**) with four observations in the boston data set. Each column shows one observation (dashed line). The predictive distributions (histogram) and their means (solid line) for each row correspond to **standard VI**, **DVI** and **GVI**.

GVI posteriors in our experiments with *wider variances* than standard VI. At the same time, producing wider variances and more conservative uncertainty quantification is one of the main motivations for Expectation Propagation (EP) the presented DVI methods, see for example Figure 1(a) in Li and Turner (2016) or Figure 8 in Hernández-Lobato et al. (2016). This is puzzling: Are wider variances for  $\theta$  somehow beneficial for DVI posteriors' predictive performance while damaging that of GVI posteriors? As it turns out, this is not the case. Rather, while both GVI with  $\alpha = 0.5$  and all DVI produce parameter posteriors with larger variances, in the case of DVI this does not translate into predictive uncertainty.

This phenomenon is depicted in Figure 12, which clearly shows that the additional uncertainty in the DVI parameter posteriors  $q_{\text{DVI}}^*(\theta|\kappa^*)$  is completely overshadowed by an extreme degree of variance shrinkage in the corresponding posterior predictives. In other words, the increased uncertainty in  $\theta$  is outweighed by extremely small values for  $\sigma^2$ . The plot demonstrates this by comparing the push-forward  $F\#q_{\text{DVI}}^*(\cdot|\kappa^*)$  with the posterior predictives. Formally, the push-forward is given by

$$p(\mu|x_i) = (F\#q_{\text{DVI}}^*(\cdot|\kappa^*))(\mu),$$

where the operation  $\#$  is simply a formalization of the following two operations: (i) sample  $\theta \sim q_{\text{DVI}}^*(\theta|\kappa^*)$ , (ii) compute  $\mu = F(\theta)$ . The posterior predictive then integrates the push-forward measure  $p(\mu|x_i)$  over the likelihood function as

$$p(y_i|x_i) = \int_{\Theta} p_{\mathcal{N}}(y_i|x_i, \sigma^2, F(\theta)) q_{\text{DVI}}^*(\theta|\kappa^*) d\theta = \int_{\mathbb{R}} p_{\mathcal{N}}(y_i|x_i, \sigma^2, \mu) p(\mu|x_i) d\mu.$$

As Figure 12 shows, the push-forward behaves as expected for both GVI and DVI. For DVI, the same cannot be said for the posterior predictive: Interestingly, they generally have much *less* variance than for standard VI.

This surprising phenomenon is due to hyperparameter optimization for  $\sigma^2$  and has an intimate link with the modularity result of Theorem 18. Since variational inference on  $\sigma^2$  complicates the DVI objectives, both Hernández-Lobato et al. (2016) and Li and Turner (2016) do not infer  $\sigma^2$  probabilistically. Instead, it is optimized over their objectives. This approach poses an optimization problem which for  $D = D_A^{(\alpha)}$  and  $D = D_{AR}^{(\alpha)}$  is given by

$$\hat{\sigma}^2, q_{\text{DVI}}^*(\theta|\kappa^*) = \arg \min_{\sigma^2} \left\{ \arg \min_{q \in \mathcal{Q}} D(q(\theta|\kappa) || q_{\text{B}}^*(\theta|\sigma^2, x_{1:n}, y_{1:n})) \right\}. \quad (17)$$

Crucially, the inner part of this objective conditions on the exact Bayesian posterior for a *fixed* value of  $\sigma^2$  and then seeks to approximate the posterior belief given by

$$q_{\text{B}}^*(\theta|\sigma^2, x_{1:n}, y_{1:n}) \propto \pi(\theta) \prod_{i=1}^n p_{\mathcal{N}}(y_i|x_i, \sigma^2, F(\theta)).$$

At the same time however, the outer part of the objective seeks to find a value for  $\sigma^2$  which makes the posterior  $q_{\text{B}}^*(\theta|\sigma^2, x_{1:n}, y_{1:n})$  as easily approximable as possible. In other words, an objective which is explicitly motivated as a projection of  $q_{\text{B}}^*(\theta|\sigma^2, x_{1:n}, y_{1:n})$  into  $\mathcal{Q}$  also changes the very point from which to project into  $\mathcal{Q}$ .



Though it would be computationally easy to perform probabilistic inference on  $\sigma^2$  within GVI, we also optimize  $\sigma^2$  as a hyperparameter for comparability. Thus, we pose the alternative optimization problem

$$\hat{\sigma}^2, q_{\text{GVI}}^*(\boldsymbol{\theta}|\boldsymbol{\kappa}^*) = \arg \min_{\sigma^2} \left\{ \arg \min_{q \in \mathcal{Q}} \left\{ \mathbb{E}_q \left[ \sum_{i=1}^n -\log p_{\mathcal{N}}(y_i|x_i, \sigma^2, F(\boldsymbol{\theta})) \right] + D_{AR}^{(\alpha)}(q||\pi) \right\} \right\} \quad (18)$$

As Figure 12 shows, the outcomes are drastically different: Unlike in the DVI case, the predictive uncertainty for the GVI posteriors move in the same direction as parameter uncertainty as  $\alpha$  varies. The modularity of GVI makes it obvious what the optimization over  $\sigma^2$  corresponds to in eq. (18): Rather than choosing the best posterior  $q_{\text{B}}^*(\boldsymbol{\theta}|\sigma^2, x_{1:n}, y_{1:n})$  from which to project into  $\mathcal{Q}$ , the optimization problem simply seeks to find the best possible loss  $\ell_{\sigma^2}(y_i|x_i, F(\boldsymbol{\theta})) = -\log p(y_i|x_i, \sigma^2, F(\boldsymbol{\theta}))$  over all  $\sigma^2 \in \mathbb{R}_+$ .

## 6.2 Deep Gaussian Processes

Deep Gaussian Processes (DGPs) were introduced by Damianou and Lawrence (2013) and extend the logic of deep learning to the nonparametric Bayesian setting. The principal idea is to construct a hierarchy of Gaussian Process (GP) priors over latent spaces. Unlike with the BNNs presented in the last section, the priors in DGPs are usually refined at run-time by using various hyperparameter optimization schemes. This is in fact crucial for DGPs to provide good inferences: Indeed, it ensures that the inputs  $\mathbf{X}$  are mapped into latent spaces which are informative for the outputs  $\mathbf{Y}$ . As a consequence, unlike with BNNs we expect there to be comparatively little merit in varying the uncertainty quantifier  $D$  for DGPs—a suspicion we experimentally confirm in Appendix H.2.3. Accordingly, we instead focus on experiments that vary the loss  $\ell$ . More specifically, we consider replacing the negative log score with a robust scoring rule for the likelihood which is derived from the  $\gamma$ -divergence (Hung et al., 2018), which drastically improves predictive performance.

In the remainder, we first introduce DGPs (Section 6.2.1). Next, we provide a brief overview of the doubly stochastic inference procedure in Salimbeni and Deisenroth (2017) (Section 6.2.2) and show how to adapt DGPs to GVI (Section 6.2.3). Lastly, we present numerical experiments and their results (Section 6.2.4). These findings are also summarized with a higher level of detail in a separate technical report (Knoblauch, 2019b).

### 6.2.1 PRELIMINARIES FOR DGPs

Given observations  $(\mathbf{X}, \mathbf{Y})$  where  $\mathbf{X} \in \mathbb{R}^{n \times D_x}$  and  $\mathbf{Y} \in \mathbb{R}^{n \times p}$ , a DGP of  $L$  layers introduces  $L$  latent functions  $\{\mathbf{F}^l\}_{l=1}^L$ . Here,  $\mathbf{F}^l$  is matrix-valued and of dimension  $D^l \times D^{l+1}$ . Setting  $\mathbf{F}^0 = \mathbf{X}$ ,  $D^0 = D_x$  and  $D^{l+1} = p$ , one can write the DGP construction as

$$\begin{aligned} \mathbf{Y}|\mathbf{F}^L &\sim p(\mathbf{Y}|\mathbf{F}^L) \\ \mathbf{F}^L|\mathbf{F}^{L-1} &= f^L(\mathbf{F}^{L-1}) \sim \text{GP}(\mu^L(\mathbf{F}^{L-1}), \text{K}^L(\mathbf{F}^{L-1}, \mathbf{F}^{L-1})) \\ &\dots \\ \mathbf{F}^1|\mathbf{F}^0 &= f^1(\mathbf{F}^0) \sim \text{GP}(\mu^1(\mathbf{F}^0), \text{K}^1(\mathbf{F}^0, \mathbf{F}^0)), \end{aligned}$$

where the mean and covariance functions are  $\mu^l : \mathbb{R}^{D^l} \rightarrow \mathbb{R}^{D^{l+1}}$  and  $\text{K}^l : \mathbb{R}^{D^l \times D^l} \rightarrow \mathbb{R}^{D^{l+1} \times D^{l+1}}$ . Scalable inference strategies for this model generally rely on VI (Damianou and

Lawrence, 2013; Dai et al., 2016; Salimbeni and Deisenroth, 2017; Hensman and Lawrence, 2014), Monte Carlo methods (Vafa, 2016; Wang et al., 2016) or more specialized approaches (Cutajar et al., 2017a). In the remainder, we discuss the implications of Generalized Variational Inference (GVI) in relation to the arguably most promising VI approach of Salimbeni and Deisenroth (2017). Unlike previous VI methods, it encodes conditional dependence into the variational family  $\mathcal{Q}$  and comprehensively outperformed Expectation Propagation (EP) based alternatives (Bui et al., 2016).

### 6.2.2 DOUBLY STOCHASTIC VI IN DGPs

First, define  $m$  inducing points  $\mathbf{Z}^l = (\mathbf{z}_1^l, \mathbf{z}_2^l, \dots, \mathbf{z}_m^l)^T$  and their function values  $\mathbf{U}^l = (f^l(\mathbf{z}_1^l), f^l(\mathbf{z}_2^l), \dots, f^l(\mathbf{z}_m^l))^T$  (for details on inducing points, see Snelson and Ghahramani, 2006; Titsias, 2009; Bonilla et al., 2019; Matthews et al., 2016). For improved readability, we drop  $\mathbf{X}$  and  $\mathbf{Z}^l$  from the conditioning sets and denote the  $i$ -th row of  $\mathbf{F}^l$  as  $\mathbf{f}_i^L$ . With this, the joint distribution of the DGP is

$$p\left(\mathbf{Y}, \{\mathbf{F}^l\}_{l=1}^L, \{\mathbf{U}^l\}_{l=1}^L\right) = \underbrace{\prod_{i=1}^n p(\mathbf{y}_i | \mathbf{f}_i^L)}_{\text{likelihood}} \times \underbrace{\prod_{l=1}^L p\left(\mathbf{F}^l \mid \mathbf{U}^l, \mathbf{F}^{l-1}, \mathbf{Z}^{l-1}\right) p\left(\mathbf{U}^l \mid \mathbf{Z}^{l-1}\right)}_{(\text{DGP}) \text{ prior}}.$$

The posteriors  $p\left(\{\mathbf{F}^l\}_{l=1}^L, \{\mathbf{U}^l\}_{l=1}^L\right)$  and  $p\left(\{\mathbf{F}^l\}_{l=1}^L\right)$  are intractable. The VI method proposed in Salimbeni and Deisenroth (2017) overcomes this with the variational family given by

$$q\left(\{\mathbf{F}^l\}_{l=1}^L, \{\mathbf{U}^l\}_{l=1}^L\right) = \prod_{l=1}^L p\left(\mathbf{F}^l \mid \mathbf{U}^l, \mathbf{F}^{l-1}, \mathbf{Z}^{l-1}\right) q\left(\mathbf{U}^l\right); \quad q\left(\mathbf{U}^l\right) = \mathcal{N}\left(\mathbf{U}^l \mid \mathbf{m}^l, \mathbf{S}_l\right).$$

This allows for exact integration over the inducing points  $\{\mathbf{U}^l\}_{l=1}^L$ , yielding

$$q\left(\{\mathbf{F}^l\}_{l=1}^L\right) = \prod_{l=1}^L \mathcal{N}\left(\mathbf{F}^l \mid \boldsymbol{\mu}^l, \boldsymbol{\Sigma}_l\right).$$

As shown in Salimbeni and Deisenroth (2017), this enables a doubly stochastic minimization of the negative Evidence Lower Bound (ELBO) given by

$$\begin{aligned} & \mathbb{E}_{q(\mathbf{F}^L)} \left[ \sum_{i=1}^n -\log p(\mathbf{y}_i | \mathbf{F}^L) \right] + \text{KLD} \left( q(\{\mathbf{F}^l\}_{l=1}^L, \{\mathbf{U}^l\}_{l=1}^L) \parallel p(\{\mathbf{F}^l\}_{l=1}^L, \{\mathbf{U}^l\}_{l=1}^L) \right) \\ &= -\sum_{i=1}^n \mathbb{E}_{q(\mathbf{f}_i^L)} [\log p(\mathbf{y}_i | \mathbf{f}_i^L)] + \sum_{l=1}^L \text{KLD}(q(\mathbf{U}^l) \parallel p(\mathbf{U}^l)). \end{aligned} \quad (19)$$

For optimization, the samples for  $\mathbf{F}^l$  are drawn using the variational posteriors from the previous layers so that approximating the expectations over  $q(\mathbf{f}_i^L)$  induces the first layer of stochasticity. The second layer is due to drawing mini-batches from  $\mathbf{X} = \mathbf{F}^0$  and  $\mathbf{Y}$ . Because of this large degree of stochasticity, it is appealing if  $\mathbb{E}_{q(\mathbf{f}_i^L)} [\log p(\mathbf{y}_i | \mathbf{f}_i^L)]$  is available in closed form, which is for instance the case if  $p = p_{\mathcal{N}}$  is a normal likelihood.

## 6.2.3 ADAPTION TO GVI

The objective in eq. (19) suggests itself naturally to a GVI variant. This raises two questions:

- (D) Is it theoretically coherent with the meaning and function of  $D$  in the axiomatic development of Section 4.1 to simply replace the KLD-terms layer-wise?
- (ℓ) Can one derive closed forms for the expectations when the log scoring rule is replaced by robust alternatives  $\mathcal{L}^\beta$  or  $\mathcal{L}^\gamma$  derived from the  $\beta$ - and  $\gamma$ -divergence?

As shown next, we can give a positive answer to both these questions.

- (D) Conveniently and as shown in Salimbeni and Deisenroth (2017),

$$\text{KLD} \left( q(\{\mathbf{F}^l\}_{l=1}^L, \{\mathbf{U}^l\}_{l=1}^L) \parallel p(\{\mathbf{F}^l\}_{l=1}^L, \{\mathbf{U}^l\}_{l=1}^L) \right) = \sum_{l=1}^L \text{KLD}(q(\mathbf{U}^l) \parallel p(\mathbf{U}^l)). \quad (20)$$

A natural question is whether one can reverse-engineer this finding: If we simply pick a collection of other divergences  $D^l(q(\mathbf{U}^l) \parallel p(\mathbf{U}^l))$  for each layer  $l$  and combine them additively, does the result define a valid divergence between  $q(\{\mathbf{F}^l\}_{l=1}^L, \{\mathbf{U}^l\}_{l=1}^L)$  and  $p(\{\mathbf{F}^l\}_{l=1}^L, \{\mathbf{U}^l\}_{l=1}^L)$ ? As the next Corollary shows, one can prove that reverse-engineering prior regularizers inspired by eq. (20) is feasible so long as the layer-specific divergences  $D^l$  are  $f$ -divergences or monotonic transformations of  $f$ -divergences. The proof relies on a technical Lemma and is given in Appendix H.2.1

**Corollary 28** *In the DGP construction of eq. (19), replacing the sum of KLD-terms by*

$$\sum_{l=1}^L D^l(q(\mathbf{U}^l) \parallel p(\mathbf{U}^l))$$

*defines a valid divergence between  $q(\{\mathbf{F}^l\}_{l=1}^L, \{\mathbf{U}^l\}_{l=1}^L)$  and  $p(\{\mathbf{F}^l\}_{l=1}^L, \{\mathbf{U}^l\}_{l=1}^L)$  so long as  $D^l$  is an  $f$ -divergence or a divergence obtained as a monotonic transform  $g$  of an  $f$ -divergence for all  $l = 1, 2, \dots, L$ .*

- (ℓ) Next, we turn attention to modifying the loss terms in eq. (19). First, note that

$$\mathbb{E}_{q(\mathbf{F}^L)} \left[ \sum_{i=1}^n -\log p(\mathbf{y}_i | \mathbf{F}^L) \right] = - \sum_{i=1}^n \mathbb{E}_{q(\mathbf{f}_i^L)} [\log p(\mathbf{y}_i | \mathbf{f}_i^L)].$$

This identity still holds if one replaces the negative log with other scoring rules. As the next Proposition shows, we even retain closed forms for the regression case and the scoring rules

$$\begin{aligned} \mathcal{L}_p^\beta(\mathbf{f}_i^L, \mathbf{y}_i) &= -\frac{1}{\beta-1} p(\mathbf{y}_i | \mathbf{f}_i^L)^{\beta-1} + \frac{I_{p,\beta}(\mathbf{f}_i^L)}{\beta} \\ \mathcal{L}_p^\gamma(\mathbf{f}_i^L, \mathbf{y}_i) &= -\frac{1}{\gamma-1} p(\mathbf{y}_i | \mathbf{f}_i^L)^{\gamma-1} \cdot \frac{\gamma}{I_{p,\gamma}(\mathbf{f}_i^L)^{-\frac{\gamma-1}{\gamma}}}. \end{aligned}$$

Crucially, the integral term  $I_{p,c}(\mathbf{f}_i^L) = \int p(\mathbf{y} | \mathbf{f}_i^L)^c d\mathbf{y}$  is generally available in closed form for exponential families. As the notation suggests,  $\mathcal{L}_p^\beta$  is linked to the  $\beta$ -divergence in the same

way we linked the log score to the KLD in Section 5.2.2, see also Basu et al. (1998). Similarly,  $\mathcal{L}_p^\gamma$  is derived from the  $\gamma$ -divergence as explained in Hung et al. (2018). As also alluded to in Section 5.4.1,  $\mathcal{L}_p^\gamma$  ( $\mathcal{L}_p^\beta$ ) recovers the log score as  $\gamma \rightarrow 1$  ( $\beta \rightarrow 1$ ) and produces robust inferences for  $\gamma > 1$  ( $\beta > 1$ ). Figure 4 depicts this for  $\mathcal{L}_p^\beta$ , and the behaviour is very similar for  $\mathcal{L}_p^\gamma$ .

**Proposition 29 (Closed forms for robust DGP regression)** *If it holds that  $\mathbf{y}_i \in \mathbb{R}^d$ ,*

$$p(\mathbf{y}_i | \mathbf{f}_i^L) = \mathcal{N}(\mathbf{y}_i; \mathbf{f}_i^L, \sigma^2 I_d); \quad q(\mathbf{f}_i^L) = \mathcal{N}(\mathbf{f}_i^L; \boldsymbol{\mu}, \boldsymbol{\Sigma}),$$

then for the quantities given by

$$\tilde{\boldsymbol{\Sigma}}^{-1} = \left( \frac{c}{\sigma^2} \mathbf{I}_d + \boldsymbol{\Sigma}^{-1} \right); \quad \tilde{\boldsymbol{\mu}} = \left( \frac{c}{\sigma^2} \mathbf{y}_i + \boldsymbol{\Sigma}^{-1} \boldsymbol{\mu} \right); \quad I(c) = (2\pi\sigma^2)^{-0.5dc} c^{-0.5d}$$

and for

$$E(c) = \frac{1}{c} (2\pi\sigma^2)^{-0.5dc} \frac{|\tilde{\boldsymbol{\Sigma}}|^{0.5}}{|\boldsymbol{\Sigma}|^{0.5}} \exp \left\{ -\frac{1}{2} \left( \frac{c}{\sigma^2} \mathbf{y}_i^T \mathbf{y}_i + \boldsymbol{\mu}^T \boldsymbol{\Sigma}^{-1} \boldsymbol{\mu} - \tilde{\boldsymbol{\mu}}^T \tilde{\boldsymbol{\Sigma}} \tilde{\boldsymbol{\mu}} \right) \right\}$$

the following expectations are available in closed form:

$$\begin{aligned} \mathbb{E}_{q(\mathbf{f}_i^L)} [\mathcal{L}_p^\beta(\mathbf{f}_i^L, \mathbf{y}_i)] &= -E(\beta - 1) + \frac{I(\beta)}{\beta} \\ \mathbb{E}_{q(\mathbf{f}_i^L)} [\mathcal{L}_p^\gamma(\mathbf{f}_i^L, \mathbf{y}_i)] &= -E(\gamma - 1) \cdot \frac{\gamma}{I(\gamma)^{\frac{\gamma}{\gamma-1}}} \end{aligned}$$

As shown in Appendix H.2.2, it is easy but tedious to derive this result. While the results of using  $\mathcal{L}_p^\beta$  and  $\mathcal{L}_p^\gamma$  are often virtually identical (see for instance Figure 22 in Appendix H.1), our experiments on DGPs will exclusively use the  $\mathcal{L}_p^\gamma$ . This is done because unlike for  $\mathcal{L}_p^\beta$ , computations with  $\mathcal{L}_p^\gamma$  can be performed in its numerically more stable log form.

#### 6.2.4 RESULTS

As with the experiments on BNNs in the previous section, we make comparisons as fair as possible by using the `gpflow` (Matthews et al., 2017) implementation of Salimbeni and Deisenroth (2017). Further, we use the same settings, meaning that all experiments use 20,000 iterations of the ADAM optimizer (Kingma and Ba, 2014) with a learning rate of 0.01 and default settings for all other hyperparameters. We perform inference for each of the UCI data sets (Lichman, 2013) after normalization using the RBF kernel with dimension-wise lengthscales, 100 inducing points, with batch sizes of  $\min(1000, n)$  and  $D^l = \min(D_x, 30)$ . As before, we use 50 random splits with 90% training and 10% test data to assess predictive performance in terms of negative log likelihood (NLL) and root mean square error (RMSE). With this, we compare two inference schemes:

- (1) The state of the art **standard VI** techniques of Salimbeni and Deisenroth (2017);
- (2) A **GVI** variant of the same inference method which replaces the log score with the robust  $\gamma$ -divergence based scoring rule  $\mathcal{L}_p^\gamma$ .

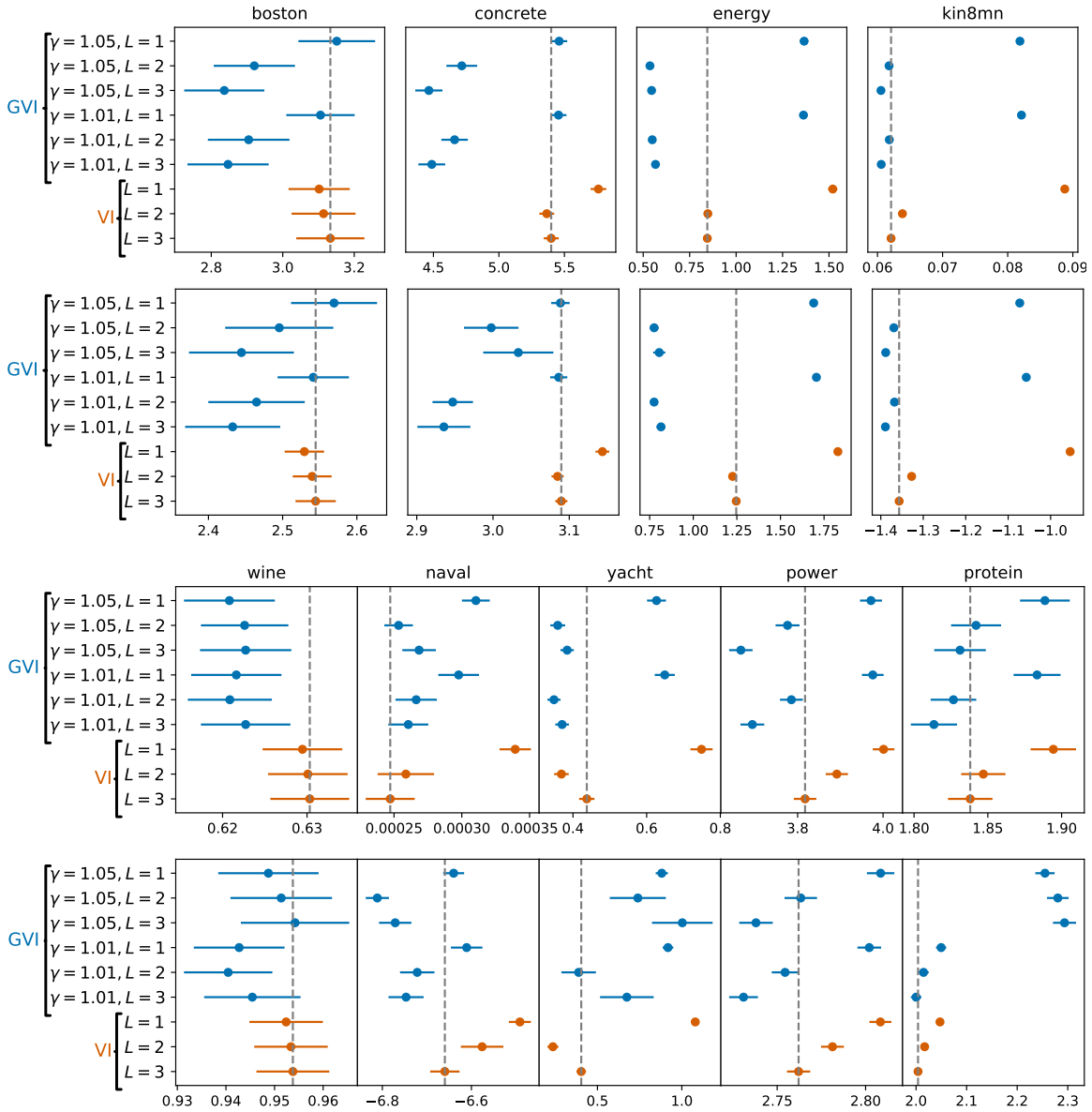


Figure 13: Best viewed in color. Top rows depict RMSE, bottom rows the NLL across a range of data sets using DGPs. Dots correspond to means, whiskers to standard errors. The further to the left, the better the predictive performance. For the depicted selection of data sets, **GVI** comprehensively outperforms **standard VI**.

For choosing  $\gamma$ , we note that inferences are robust for  $\gamma > 1$  and that  $\mathcal{L}_p^\gamma$  recovers the log score as  $\gamma \rightarrow 1$ . At the same time, the scoring rule will grow increasingly happy to ignore virtually all of the data as  $\gamma \rightarrow \infty$ . Accordingly, one will typically want to pick

$$\gamma = 1 + \varepsilon$$

for a small  $\varepsilon > 0$ . Choosing  $\gamma$  in this way encodes the intuition that a good scoring rule will behave like the log score for all but the most extreme outliers. We thus pick  $\varepsilon \in \{0.01, 0.05\}$ , a range of values also successfully used in (Jankowiak et al., 2019). We note that hyperparameter optimization might appear to be the natural choice for picking  $\gamma$ , but will not perform well in practice: Rather than producing robust inferences, this will select for a value of  $\gamma$  generally producing the smallest GVI objective values across  $\mathcal{Q}$ <sup>12</sup>.

The results are depicted in Figure 13 and confirm our two main intuitions about robustness: Firstly, the robust scoring rule provides a significant performance improvement. Secondly, the smaller value of  $\gamma$  (which will be closer to the log score) generally outperforms the larger value of  $\gamma$ , though both choices are equally good in many data sets<sup>13</sup>. We believe that the performance gains of the robust scoring rule is due to large parts of the latent spaces being non-informative. This implies that it is beneficial to implicitly down-weight the influence of these non-informative parts of the latent space. It is clear that robust scoring rules do exactly that (see for instance Figure 4), which explains their superior performance in the DGP experiments. This intuition is further bolstered by the following observation: Generally, performance *improves* with a larger number of layers  $L$  under the robust score  $\mathcal{L}_p^\gamma$ , but *worsens* under the log score. In other words: The more dispersed the prior over the latent space (i.e., the DGP) becomes, the more inferential outcomes benefit from implicitly ignoring its non-informative regions. In Appendix H.2 we provide a small batch of additional results showing that as expected, modifying the uncertainty quantifier  $D$  is less beneficial for DGPs than it is for BNNs. Most likely, this is due to hyperparameter optimization for the kernels of the DGP. Together with the fact that Gaussian Processes are far more informative priors than fully factorized normals, careful selection of the hyperparameters ensures that unlike in the BNN case, the prior is well-specified.

## 7. Discussion & Conclusion

In this work, we re-examined the working assumptions that have proven powerful and useful in spreading Bayesian inference into virtually all domains of scientific endeavour. Studying the challenges of contemporary inference, we concluded that the traditional assumptions underlying Bayesian statistics are misaligned with the realities of modern large-scale problems. At the same time, we adopted an optimization-centric view on Bayesian inference that allows us to prove a novel optimality result for standard Variational Inference (VI). In spite of this theoretical result, we pointed out that belief distributions computed as alternative approximations to the Bayesian posterior often perform better in practice. We explained that this is because standard VI is optimal *only* relative to a particular objective function—specifically, an objective function whose origins are the very assumptions that are misaligned with reality. Inspired by this insight, we proceed to derive a new class of posterior belief distributions that do not rely on these assumptions. To do so, we first set out a new axiomatic foundation for Bayesian inference culminating in the Rule of Three (RoT). The RoT is an

---

12. In practice, this means that hyperparameter optimization pushes  $\gamma \rightarrow 1$  or  $\gamma \rightarrow \infty$ , depending on the magnitudes of  $\{p(\mathbf{y}_i | \mathbf{f}_i^L)\}_{i=1}^n$ .

13. We expect this second finding about  $\gamma$  to generalize to new settings so long as the inputs are normalized and the outputs are not high-dimensional (see also Figure 22 for some empirical evidence of this on BNNs), which would make  $\gamma = 1.01$  a decent default choice in such scenarios.

optimization problem with three arguments, each of which addresses one of the shortcomings of the standard Bayesian assumptions. Yet, while it defines a much larger family of posteriors, the RoT also recovers the standard Bayesian update rule as a special case. Building on this novel generalized class of posteriors, we introduce Generalized Variational Inference (GVI). In essence, GVI restricts attention to the tractable subset of RoT posterior beliefs contained within a variational family. Next, we show that GVI satisfies a number of desirable theoretical properties: It is modular (in the sense of Theorem 18) and consistent in the frequentist sense. Moreover, the objectives for a sub-class of GVI posteriors form an approximate evidence lower bound on a generalized Bayesian posterior. On the practical side, we show three generic applications of GVI in the broad context of customized uncertainty quantification and robustness. Specifically, we demonstrate how GVI can be used to adjust posterior variances and produce inferences that are robust to model and prior misspecification. Lastly, we demonstrate GVI’s power, usefulness and versatility on two model classes that encapsulate the misalignment between the assumptions underlying the traditional Bayesian paradigm and the realities of modern large-scale Bayesian inference: Bayesian Neural Networks (BNNs) and Deep Gaussian Processes (DGPs).

The current work makes two major contributions. The first of these is conceptual: We propose a generalization of Bayesian inference through the Rule of Three (RoT). This aspect of our work stands in the tradition of previous generalizations of Bayesian inference such as the one in Bissiri et al. (2016) and Jewson et al. (2018). Unlike previous work however, we take the first step in the development of Bayesian inference procedures that generalize beyond multiplicative belief updates. Indeed, this step is natural once one observes the intimate connection between Bayesian inference and infinite-dimensional optimization as set out in Observation 1. As explained in Sections 2 and 4, an immediate consequence of this generalization is a meaningful taxonomy of various variational inference procedures: Unlike most other variational approximations to the Bayesian posterior, standard Variational Inference (VI) is a special case of the RoT. This special standing of standard VI also expresses itself in Theorem 3, which endows standard VI with an (objective-dependent) quality guarantee that is absent from alternative approximation procedures.

The second contribution is methodological and consists in making the RoT useful for real world inference problems via Generalized Variational Inference (GVI). We show that GVI modularly addresses the three shortcomings associated with traditional Bayesian inference. This is done by linking it to the literature on generalized Bayesian inference and robust scoring rules as well as to the literature on robust divergences. As Section 6 shows with two applications on large-scale inference problems, GVI posteriors of this form can yield significant predictive performance improvements in modern statistical machine learning models.

With the provision of a new optimization-centric generalization on Bayesian inference, the current paper is only the first step on a long road to designing posteriors that conform with the demands of contemporary models and inferential problems. In the wake of this, several important questions have been left unanswered. For example, it is unclear how to choose hyperparameters occurring in the loss or uncertainty quantifier beyond simplistic (albeit well-working) rules of thumb. Further, we have not characterized the class of posteriors satisfying the axioms in Section 4.1 uniquely. Though the RoT is unique when restricting attention to elementary functions and is arguable the most desirable form due to its relationship to the standard Bayesian and variational posteriors, we are convinced that the uniqueness result

of Theorem 15 can be derived under much stronger conditions. GVI also has an obvious intimate connections with PAC-Bayesian approaches that we will be exploring in the near future. Moreover, the flexibility in choosing different uncertainty quantifiers  $D$  brings about another interesting question: Given that frequentist consistency holds, what impact does  $D$  have on the contraction rate? And do certain special cases of  $D$  endow GVI with compelling geometric interpretations?

In summary, the current work is but the start of an investigation into the theoretical, methodological and applied consequences of the RoT and GVI. It is clear that the ideas introduced in the current paper—while barely scratching the surface of the possible—have produced valuable insights and shown much promise in all three of these regards. Consequently, it is with much excitement that we look forward to future contributions on questions of theory, methodology and practice surrounding the RoT and GVI.

## Acknowledgments

We would like to cordially thank Edwin Fong, Benjamin Guedj, Chris Holmes, David Dunson, Mark van der Wilk, Giles Hooker and Alex Alemi for fruitful discussions, insights, comments and pointers that were invaluable for improving the paper. JK and JJ are funded by EPSRC grant EP/L016710/1 as part of the Oxford-Warwick Statistics Programme (OxWASP). JK is additionally funded by the Facebook Fellowship Programme and the London Air Quality project at the Alan Turing Institute for Data Science and AI. TD acknowledges funding from EPSRC grant EP/T004134/1, the Lloyd’s Register Foundation programme on Data Centric Engineering, and the London Air Quality project at the Alan Turing Institute for Data Science and AI. This work was furthermore supported by The Alan Turing Institute for Data Science and AI under EPSRC grant EP/N510129/1 in collaboration with the Greater London Authority.



## Appendix A. Definitions for robust divergences

The following is an overview of definitions for the most important divergences that are used throughout the paper.

**Definition 30 (The  $\alpha\beta\gamma$ -divergence  $D_G^{(\alpha,\beta,r)}$  (Cichocki and Amari, 2010))** *The  $\alpha\beta\gamma$ -divergence  $D_G^{(\alpha,\beta,r)}$  Cichocki and Amari (2010) takes the form*

$$D_G^{(\alpha,\beta,r)}(q(\boldsymbol{\theta})||\pi(\boldsymbol{\theta})) = \frac{1}{\alpha(\beta-1)(\alpha+\beta-1)r} \left[ \left( \tilde{D}_G^{(\alpha,\beta)}(q(\boldsymbol{\theta})||\pi(\boldsymbol{\theta})) + 1 \right)^r - 1 \right]$$

where  $r > 0$ ,  $\alpha \neq 0$ ,  $\beta \neq 1$  and

$$\tilde{D}_G^{(\alpha,\beta)}(q(\boldsymbol{\theta})||\pi(\boldsymbol{\theta})) = \int \left( \alpha q(\boldsymbol{\theta})^{\alpha+\beta-1} + (\beta-1)\pi(\boldsymbol{\theta})^{\alpha+\beta-1} - (\alpha+\beta-1)q(\boldsymbol{\theta})^\alpha \pi(\boldsymbol{\theta})^{\beta-1} \right) d\boldsymbol{\theta}$$

Below we list some well-known special cases of the family of divergences defined by  $D_G^{(\alpha,\beta,r)}$  that we use in the main paper. This exposition is a summary of the review conducted in Cichocki and Amari (2010).

**Definition 31 (The  $\alpha$ -divergence ( $D_A^{(\alpha)}$ ) (Chernoff, 1952; Amari, 2012))** *The  $\alpha$ -divergence is defined as*

$$D_A^{(\alpha)}(q(\boldsymbol{\theta})||\pi(\boldsymbol{\theta})) = \frac{1}{\alpha(1-\alpha)} \left\{ 1 - \int q(\boldsymbol{\theta})^\alpha \pi(\boldsymbol{\theta})^{1-\alpha} d\boldsymbol{\theta} \right\},$$

where  $\alpha \in \mathbb{R} \setminus \{0, 1\}$ . Note that  $D_A^{(\alpha)}$  is recovered from  $D_G^{(\alpha,\beta,r)}$  when  $r = 1$  and  $\beta = 2 - \alpha$ .  $D_A^{(\alpha)}$  is also a member of the  $f$ -divergence family.

**Definition 32 (Rényi's  $\alpha$ -divergence ( $D_{AR}^{(\alpha)}$ ) (Rényi, 1961))** *Rényi's  $\alpha$ -divergence is defined as*

$$D_{AR}^{(\alpha)}(q(\boldsymbol{\theta})||\pi(\boldsymbol{\theta})) = \frac{1}{\alpha(\alpha-1)} \log \left( \int q(\boldsymbol{\theta})^\alpha \pi(\boldsymbol{\theta})^{1-\alpha} d\boldsymbol{\theta} \right),$$

where  $\alpha \in \mathbb{R} \setminus \{0, 1\}$ .  $D_{AR}^{(\alpha)}$  is recovered from  $D_G^{(\alpha,\beta,r)}$  in the limit as  $r \rightarrow 0$  and  $\beta = 2 - \alpha$ . Note that we use the rescaled version proposed by Liese and Vajda (1987); Cichocki and Amari (2010) rather than the original parameterization of Rényi (1961) because it links the divergence more closely to other robust alternatives of the KLD.

**Definition 33 (The  $\beta$ -divergence ( $D_B^{(\beta)}$ ) (Basu et al., 1998; Mihoko and Eguchi, 2002))** *The  $\beta$ -divergence (Mihoko and Eguchi, 2002) was originally introduced under the name "density power divergence" and is defined as*

$$D_B^{(\beta)}(q(\boldsymbol{\theta})||\pi(\boldsymbol{\theta})) = \frac{1}{\beta(\beta-1)} \int q(\boldsymbol{\theta})^\beta d\boldsymbol{\theta} + \frac{1}{\beta} \int \pi(\boldsymbol{\theta})^\beta d\boldsymbol{\theta} - \frac{1}{\beta-1} \int q(\boldsymbol{\theta})\pi(\boldsymbol{\theta})^{\beta-1} d\boldsymbol{\theta},$$

where  $\beta \in \mathbb{R} \setminus \{0, 1\}$ .  $D_B^{(\beta)}$  is recovered from  $D_G^{(\alpha,\beta,r)}$  when  $r = \alpha = 1$ .  $D_B^{(\beta)}$  is a member of the Bregman-divergence family.

**Definition 34 (The  $\gamma$ -divergence ( $D_G^{(\gamma)}$ ) (Fujisawa and Eguchi, 2008))** *The  $\gamma$ -divergence (Fujisawa and Eguchi, 2008) is defined as*

$$D_G^{(\gamma)}(q(\boldsymbol{\theta})||\pi(\boldsymbol{\theta})) = \frac{1}{\gamma(\gamma-1)} \log \frac{(\int q(\boldsymbol{\theta})^\gamma d\boldsymbol{\theta}) (\int \pi(\boldsymbol{\theta})^\gamma d\boldsymbol{\theta})^{\gamma-1}}{(\int q(\boldsymbol{\theta})\pi(\boldsymbol{\theta})^\gamma d\boldsymbol{\theta})^\gamma},$$

where  $\gamma \in \mathbb{R} \setminus \{0, 1\}$ .  $D_G^{(\gamma)}$  is recovered from  $D_G^{(\alpha, \beta, r)}$  in the limit as  $r \rightarrow 0$ ,  $\alpha = 1$  and  $\beta = \gamma$ . The  $D_G^{(\gamma)}$  can be shown to be generated from the  $D_B^{(\beta)}$  applying the following transformation

$$c_0 \int g(x)^{c_1} f(x)^{c_2} dx \rightarrow c_0 \log \int g(x)^{c_1} f(x)^{c_2} dx$$

to all three of the  $D_B^{(\beta)}$  terms. This is of interest because the  $D_{AR}^{(\alpha)}$  is generated by the  $D_A^{(\alpha)}$  by applying the same transformation of its two terms.

**Remark 35 (Recovering the KLD)** *The  $D_A^{(\alpha)}$ ,  $D_{AR}^{(\alpha)}$ ,  $D_B^{(\beta)}$  and  $D_G^{(\gamma)}$  all recover the KLD in the limit as  $\alpha = \beta = \gamma \rightarrow 1$ . This can be shown using the replica trick:*

$$\lim_{x \rightarrow 0} \frac{Z^x - 1}{x} = \log(Z).$$

## Appendix B. Comparing robust divergences as uncertainty quantifiers

In order to understand the impact the choice of divergence used for regularization and its hyperparameter have on the inference, this section studies variations in the argument  $D$ . This investigation is conducted on a simple Bayesian linear regression example with two highly correlated predictors given by

$$\begin{aligned} \sigma^2 &\sim \mathcal{IG}(a_0, b_0) \\ \boldsymbol{\theta} | \sigma^2 &\sim \mathcal{N}_2(\boldsymbol{\mu}_0, \sigma^2 V_0) \\ y_i | \boldsymbol{\theta}, \sigma^2 &\sim \mathcal{N}(X_i \boldsymbol{\theta}, \sigma^2). \end{aligned} \tag{21}$$

We choose this example because it provides a closed form exact Bayesian posteriors and closed form objectives for the variational objectives of VI and GVI. Consequently, no sampling is required—neither for calculating the exact posterior nor for the optimization of the GVI and VI posteriors—so that numerical errors and uncertainties are kept to a minimum.

Studying the exact closed form Bayesian (normal) posterior for  $\boldsymbol{\theta} = (\theta_1, \theta_2)^T$ , one observes that if the two predictors are correlated, then the posterior covariance of  $\boldsymbol{\theta}$  will inherit this correlation. As we wish to investigate the underestimation of marginal variances for standard VI as well as the way in which GVI can address this, our numerical studies leverage this finding. In particular, we simulate the highly correlated predictors

$$(x_1, x_2)^T \sim \mathcal{N}_2 \left( \begin{pmatrix} 0 \\ 0 \end{pmatrix}, \begin{pmatrix} 1 & 0.9 \\ 0.9 & 1 \end{pmatrix} \right)$$

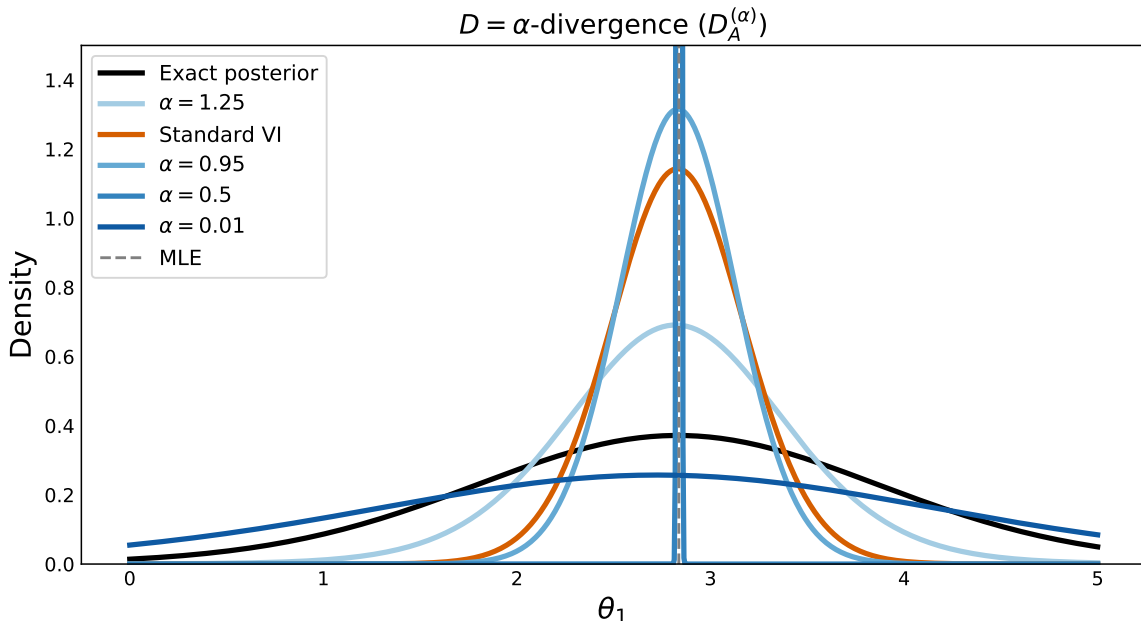


Figure 14: Best viewed in color. Marginal **VI** and **GVI** posterior for the  $\theta_1$  coefficient of a Bayesian linear model under the  $D_A^{(\alpha)}$  prior regularizer for different values of  $\alpha$ . The boundedness of the  $D_A^{(\alpha)}$  causes **GVI** posteriors to severely over-concentrate if  $\alpha$  is not carefully specified. Prior Specification:  $\sigma^2 \sim \mathcal{IG}(20, 50)$ ,  $\theta_1|\sigma^2 \sim \mathcal{N}(0, 25\sigma^2)$  and  $\theta_2|\sigma^2 \sim \mathcal{N}(0, 25\sigma^2)$ .

and compare the performance of the different **GVI** and **VI** posteriors on the resulting Bayesian linear regression. All posteriors are based on the the mean field normal variational family

$$\begin{aligned} \mathcal{Q} &= \{q(\theta_1|\sigma^2, \boldsymbol{\kappa}_n)q(\theta_2|\sigma^2, \boldsymbol{\kappa}_n)q(\sigma^2|\boldsymbol{\kappa}_n)\} \text{ so that } \boldsymbol{\kappa}_n = (a_n, b_n, \mu_{1,n}, \mu_{2,n}, v_{1,n}, v_{2,n})^T \\ &\quad \text{with } a_n, b_n, v_{1,n}, v_{2,n} > 0 \text{ and } \mu_{1,n}, \mu_{2,n} \in \mathbb{R} \\ q(\sigma^2|\boldsymbol{\kappa}_n) &= \mathcal{IG}(\sigma^2|a_n, b_n) \\ q(\theta_1|\sigma^2, \boldsymbol{\kappa}_n) &= \mathcal{N}(\theta_1|\mu_{1,n}, \sigma^2 v_{1,n}) \\ q(\theta_2|\sigma^2, \boldsymbol{\kappa}_n) &= \mathcal{N}(\theta_2|\mu_{2,n}, \sigma^2 v_{2,n}). \end{aligned}$$

For all experiments,  $n = 25$  observations are simulated from eq. (22) with  $\boldsymbol{\theta} = (2, 3)$  and  $\sigma^2 = 4$ . We use the negative log-likelihood of the correctly specified model as given in eq. (22) as loss function. To investigate GVI's behaviour across different uncertainty quantifiers, we vary its choice as  $D \in \{D_A^{(\alpha)}, D_B^{(\beta)}, D_{AR}^{(\alpha)}, D_G^{(\gamma)}\}$ . The results are depicted in Figs. 14 and 16-20. We summarize the most interesting results from these plots in the following three subsections.

### B.1 A cautionary tale: The boundedness of the $\alpha$ -divergence ( $D_A^{(\alpha)}$ )

Of the alternative divergences to the KLD contained within the  $D_G^{(\alpha, \beta, \gamma)}$  family defined in Appendix A,  $D_A^{(\alpha)}$  is arguably the most well known. Our results in Figure 14 show that in spite of its popularity in other contexts, the  $D_A^{(\alpha)}$  is not a reliable uncertainty quantifier

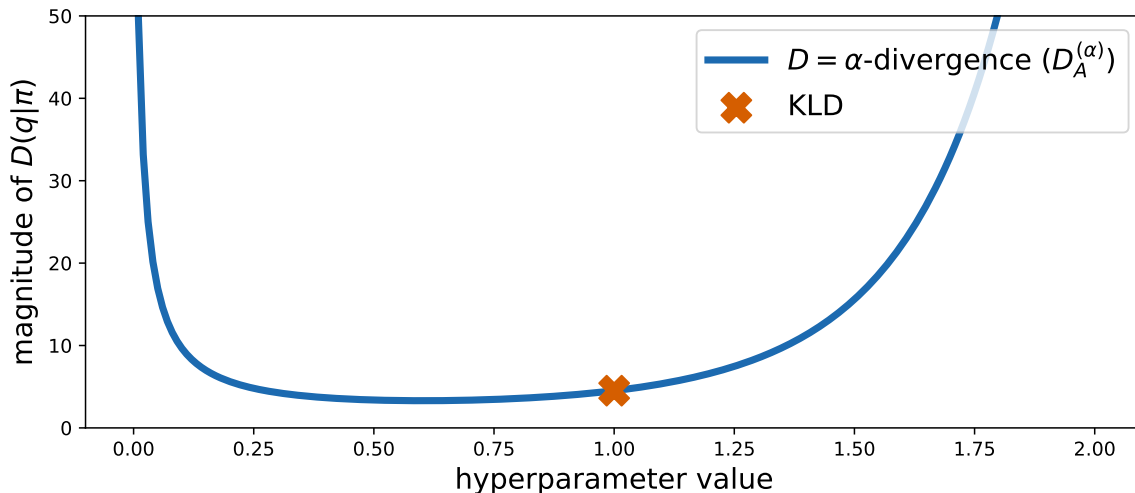


Figure 15: A comparison of the size of  $D_A^{(\alpha)}$  for various values of  $\alpha$  between two bivariate Normal Inverse Gamma distributions with  $a_n = 512$ ,  $b_n = 543$ ,  $\boldsymbol{\mu}_n = (2.5, 2.5)$ ,  $\mathbf{V}_n = \text{diag}(0.3, 2)$  and  $a_0 = 500$ ,  $b_0 = 500$ ,  $\boldsymbol{\mu}_0 = (0, 0)$ ,  $V_0 = \text{diag}(25, 2)$ .

within GVI, at least for  $\alpha \in (0, 1)$ . In particular, the plot shows that the solutions to  $P(\ell, D_A^{(\alpha)}, \mathcal{Q})$  can produce essentially degenerate posteriors if  $\alpha \in (0, 1)$ . Note also that this happens in spite of the relatively small sample size of  $n = 25$ . For example, when  $\alpha = 0.5$ ,  $P(\ell, D_A^{(\alpha)}, \mathcal{Q})$  is visually indistinguishable from a point mass at the maximum likelihood estimate. This is a consequence of the boundedness of  $D_A^{(\alpha)}$  for  $\alpha \in (0, 1)$ : Specifically, it holds that  $D_A^{(\alpha)} \leq (\alpha(1 - \alpha))^{-1}$  for  $\alpha \in (0, 1)$ . As  $\alpha$  decreases from 1, this upper-bound initially also decreases until reaching its minimum for  $\alpha = 0.5$ . As a result, decreasing  $\alpha$  from unity to 0.5 significantly decreases the maximal penalty for posterior beliefs far from the prior. In turn, this forces the posterior to focus mostly on minimising the in-sample loss.

This phenomenon is depicted in Figure 15, which also shows that the divergence magnitude increases again as  $\alpha$  approaches zero or if  $\alpha > 1$ . Comparing the plot with that in Figure 7, it is clear why hyperparameter selection for the other members of the  $D_G^{(\alpha, \beta, r)}$  family of divergences is a less complicated endeavour than for the  $\alpha$ -divergence. This does not mean that the  $D_A^{(\alpha)}$  cannot be used for producing GVI posteriors: For example, in Figure 14, the  $D_A^{(\alpha)}$  is able to achieve marginal variances that more closely correspond to the exact posterior for  $\alpha = 1.25$  and  $\alpha = 0.01$ . Generally speaking, for values of  $\alpha$  close to zero or above unity, it is possible to achieve more conservative uncertainty quantification. Yet, the  $D_A^{(\alpha)}$  also functions primarily as a cautionary tale: Without understanding the properties of the uncertainty quantifier  $D$  sufficiently well, GVI may well yield unsatisfactory posteriors.

## B.2 Larger divergences produce larger marginal variances

In this section, we summarize the impact that a selection of robust divergences have on the marginal variances of the solution to  $P(\ell, D, \mathcal{Q})$ , again using the Bayesian Linear regression model from before. For a range of robust divergences, Figure 16 illustrates the impact that

changes in  $D$  have on the marginal variances of the resulting posteriors. As one should expect from re-examining Figure 7, the plot shows that  $D_B^{(\beta)}$ ,  $D_{AR}^{(\alpha)}$  and  $D_G^{(\gamma)}$  are able to produce larger posterior variances for  $\beta, \alpha, \gamma < 1$  and smaller posterior variances for  $\beta, \alpha, \gamma > 1$ . This

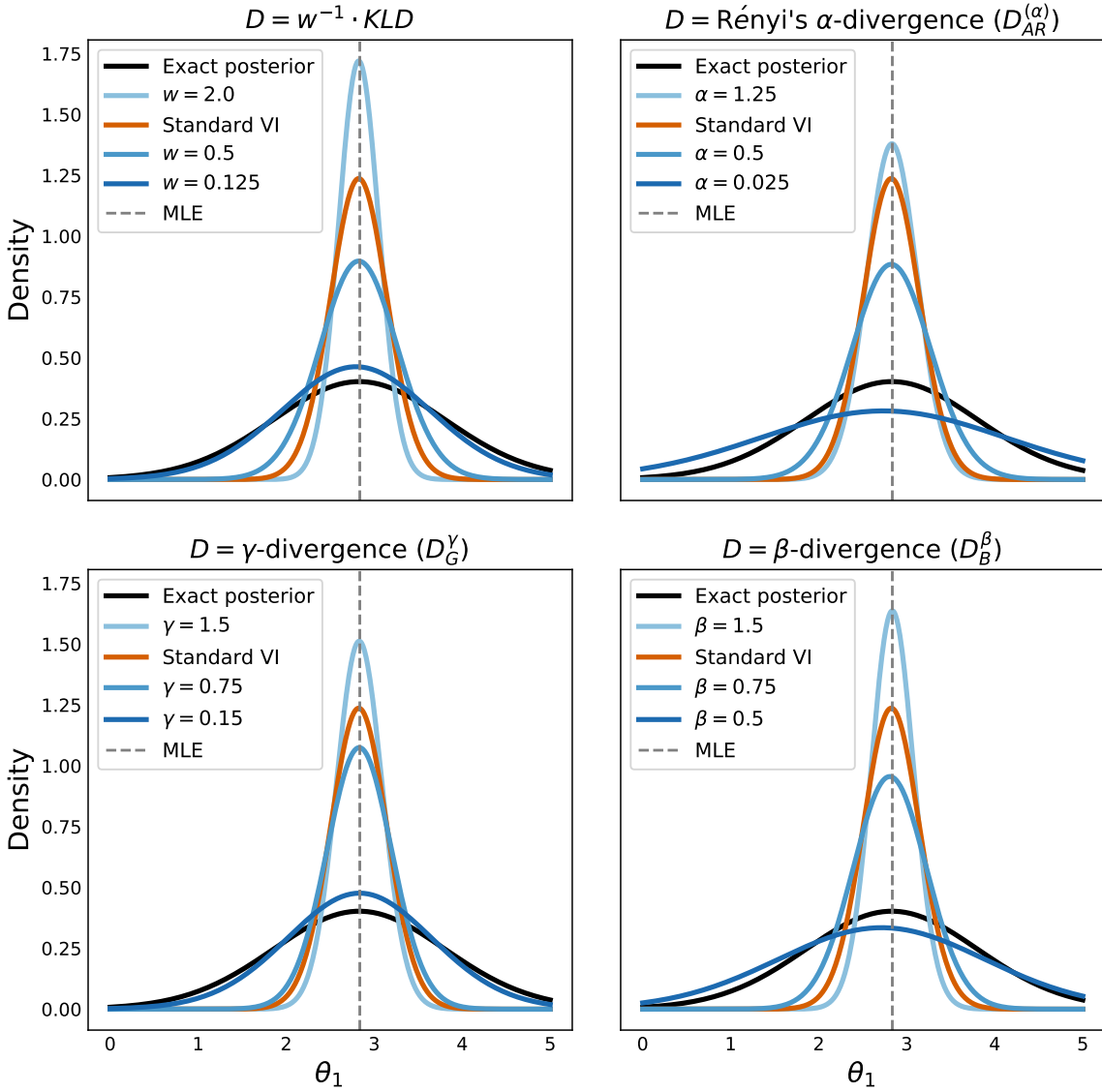


Figure 16: Best viewed in color. Marginal **VI** and **GVI** posterior for the first coefficient of a Bayesian linear model under the  $D_{AR}^{(\alpha)}$ ,  $D_B^{(\beta)}$ ,  $D_G^{(\gamma)}$  and  $\frac{1}{w}$ KLD prior regularizers for different uncertainty quantifiers. Correlated covariates cause dependency in the **exact Bayesian posterior** of the coefficients and as a result **VI** underestimates marginal variances. **GVI** has the flexibility to produce wider marginal variances. Prior Specification:  $\sigma^2 \sim \mathcal{IG}(20, 50)$ ,  $\theta_1 \sim \mathcal{N}(0, 5^2)$  and  $\theta_2 \sim \mathcal{N}(0, 5^2)$ .

is a manifestation of the posterior being penalized more heavily ( $\beta, \alpha, \gamma < 1$ ) or less heavily ( $\beta, \alpha, \gamma > 1$ ) for deviating from the prior than under the traditional VI. It follows that by choosing the divergence appropriately, GVI can allow greater control over the uncertainty quantification characteristics of the resulting posterior than what is possible under standard VI. Note that Figure 16 also compares the robust divergences against the re-weighted KLD. While the re-weighted KLD can prove a successful alternative for producing desirable variational posteriors with larger variances robust divergences if the prior is well-specified, this is no longer the case if the information contained in the prior cannot be relied upon. We study this and related findings surrounding robustness to the prior in the next section.

### B.3 Robustness to the prior

Next, we compare the impact of changing the uncertainty quantifier on the posterior’s sensitivity to appropriate specification of the prior. Specifically, we consider and compare  $D_B^{(\beta)}$ ,  $D_{AR}^{(\alpha)}$ ,  $D_G^{(\gamma)}$  and  $\frac{1}{w}$ KLD. When comparing  $\frac{1}{w}$ KLD with  $D_{AR}^{(\alpha)}$  and  $D_G^{(\gamma)}$ , we fixed  $\alpha = \gamma = w$ . Setting the values of these various hyperparameters to be the same is intuitively appealing for comparison due to GVI’s interpretation as approximate Evidence Lower Bound (ELBO), see Theorems 24 and 40. For the  $D_B^{(\beta)}$ , different values of  $\beta$  had to be selected to ensure its availability in a closed form.

#### B.3.1 WEIGHTED KLD ( $\frac{1}{w}$ KLD)

Figure 17 examines how changing the weight  $w$  affects the posteriors  $P(\ell, \frac{1}{w}\text{KLD}, \mathcal{Q})$ . Notice that this is equivalent to changing the negative log likelihood to a power likelihood with power  $w$ . Further, it should be clear that choosing  $w < 1$  leads to posteriors that encourage larger variances, making them amenable to conservative uncertainty quantification. Unfortunately and again unsurprisingly, this comes at the price of making posteriors *more* sensitive to the prior: After all, one up-weights the term penalizing deviations from the prior. Conversely,  $w > 1$  will result in posteriors that are less sensitive to the prior than standard VI. At the same time, they will also be more concentrated around the Maximum Likelihood Estimator. This makes  $D = \frac{1}{w}$ KLD less attractive than it could be: Setting  $w$  to smaller values will yield larger posteriors variances (at the expense of not being robust to the prior), while setting  $w$  to larger values will make the posterior more robust to misspecified priors (but at the expense of far more concentrated posteriors). As we shall see, this undesirable trade-off is *not* shared by the other (robust) divergences considered in this section. Unlike the  $\frac{1}{w}$ KLD, they often provide a way to have your cake and eat it, too.

#### B.3.2 RÉNYI’S $\alpha$ -DIVERGENCE ( $D_{AR}^{(\alpha)}$ )

Figure 18 demonstrates the sensitivity of  $P(\ell, D_{AR}^{(\alpha)}, \mathcal{Q})$  to prior specification. For  $0 < \alpha < 1$ , the posterior exhibits the kind of behaviour that is difficult to attain with standard VI: It both produces larger marginal variances *and* is robust to badly specified priors. This is no longer true if  $\alpha > 1$ : For  $\alpha > 1$ ,  $D_{AR}^{(\alpha)} \leq \text{KLD}$ , so that it is more sensitive to the prior than the KLD. This flip in robustness as  $\alpha$  crosses from  $(0, 1)$  into values larger than one may seem strange, but can be understood by investigating the form of the  $D_{AR}^{(\alpha)}$ :

$$D_{AR}^{(\alpha)}(q(\boldsymbol{\theta})||\pi(\boldsymbol{\theta})) = \frac{1}{\alpha(\alpha - 1)} \log \int q(\boldsymbol{\theta})^\alpha \pi(\boldsymbol{\theta})^{1-\alpha} d\boldsymbol{\theta} = \frac{1}{\alpha(\alpha - 1)} \log \int \frac{q(\boldsymbol{\theta})^\alpha}{\pi(\boldsymbol{\theta})^{\alpha-1}} d\boldsymbol{\theta}.$$

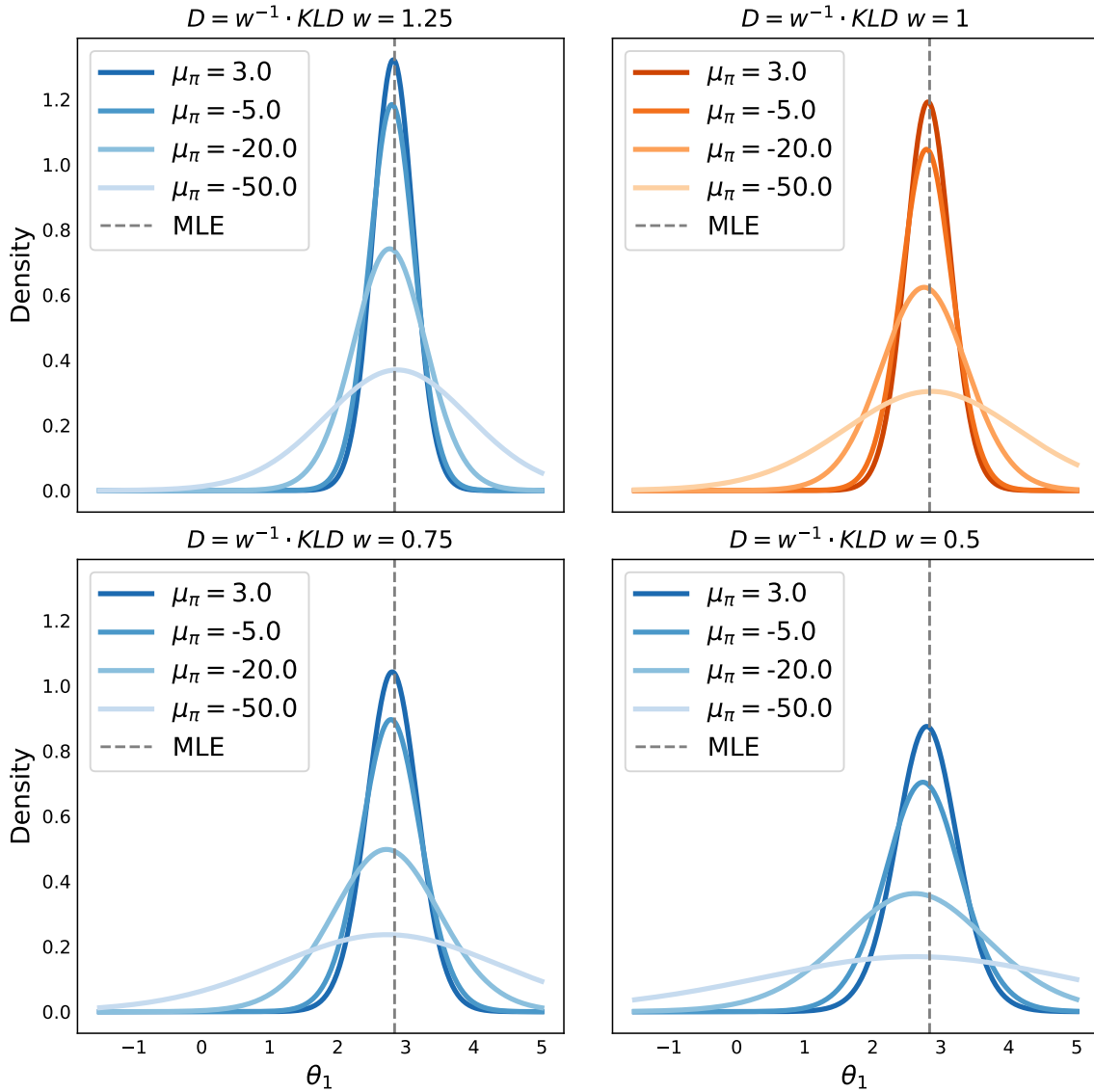


Figure 17: Best viewed in color. Marginal **VI** and **GVI** posterior for the coefficient of a Bayesian linear model under different priors using  $D = \frac{1}{w}\text{KLD}$  as uncertainty quantifier ( $\frac{1}{w}\text{KLD}$  recovers KLD for  $w = 1$ ). The prior specification is given by  $\theta_1|\sigma^2 \sim \mathcal{N}(\mu_\pi, \sigma^2)$  with  $\sigma^2 \sim \text{IG}(3, 5)$ .

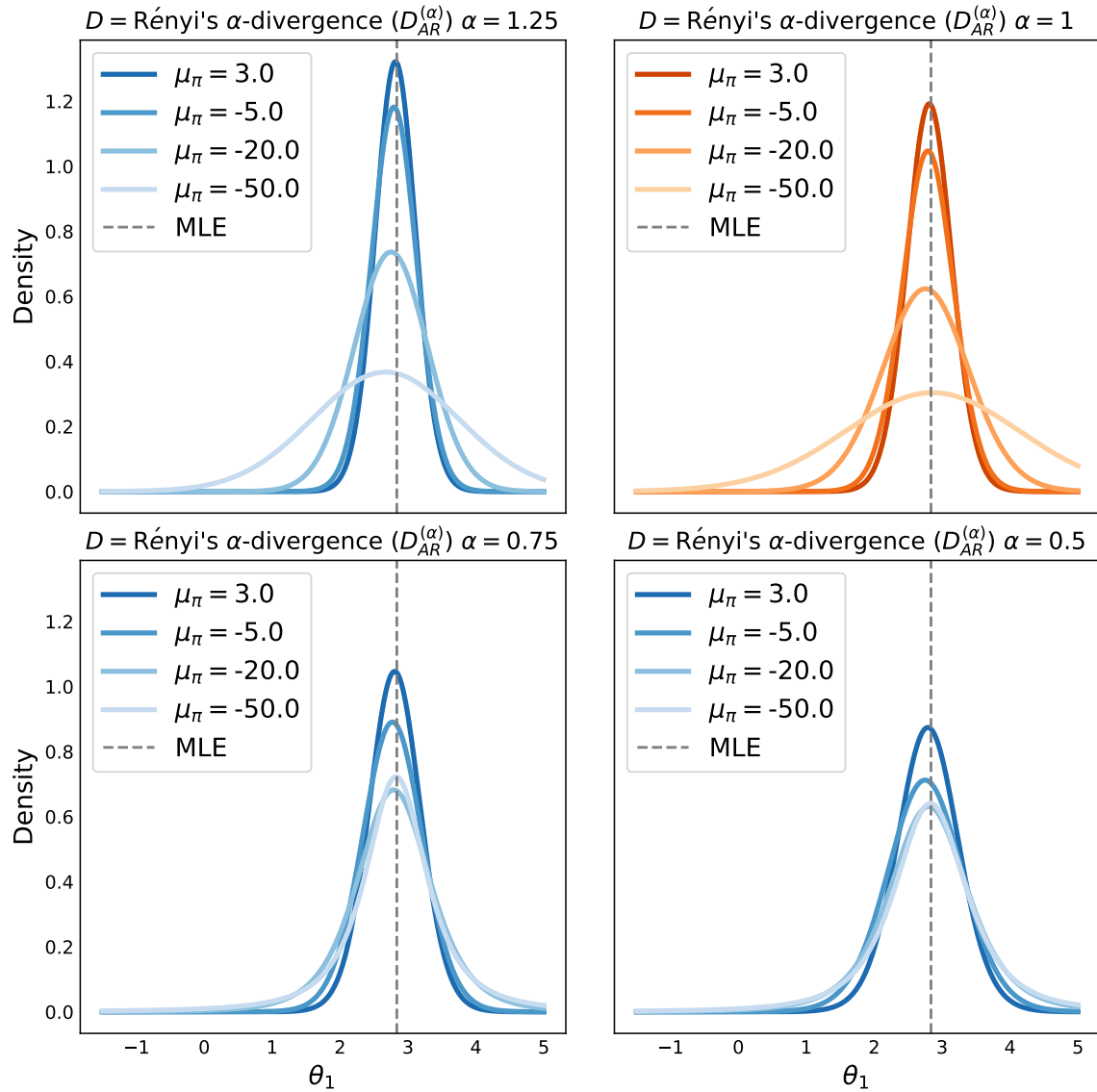


Figure 18: Best viewed in color. Marginal **VI** and **GVI** posterior for the coefficient of a Bayesian linear model under different priors using  $D = D_{AR}^{(\alpha)}$  as uncertainty quantifier ( $D_{AR}^{(\alpha)}$  recovers KLD as  $\alpha \rightarrow 1$ ). The prior specification is given by  $\theta_1 | \sigma^2 \sim \mathcal{N}(\mu_\pi, \sigma^2)$  with  $\sigma^2 \sim \text{IG}(3, 5)$ .



It is clear that the magnitude of the divergence is determined by a ratio of two densities. Glancing closer, for  $\alpha > 1$  this means that if  $q(\boldsymbol{\theta})$  is large in an area where  $\pi(\boldsymbol{\theta})$  is not, then a severe penalty is incurred. This limits how far the  $q(\boldsymbol{\theta})$  can move from the prior and thus results in lack of prior robustness. Conversely, if  $\alpha \in (0, 1)$ , then  $\pi(\boldsymbol{\theta})^{\alpha-1} > \pi(\boldsymbol{\theta})$  for regions where  $\pi(\boldsymbol{\theta}) < 1$ , which allows the posterior to spread its mass in a less concentrated way than for  $\alpha > 1$ . In fact, this very finding is also implicitly stated in Theorem 24.

### B.3.3 $\beta$ -DIVERGENCE ( $D_B^{(\beta)}$ )

Figure 19 demonstrates the sensitivity of  $P(\ell, D_B^{(\beta)}, \mathcal{Q})$  to prior specification. The plot shows that  $\beta > 1$  is able to achieve extreme robustness to the prior, while  $\beta < 1$  causes extreme sensitivity to the prior. This phenomenon is a result of the fact that the  $D_B^{(\beta)}$  decomposes into three integrals, one containing just the prior, one containing just  $q(\boldsymbol{\theta})$  and one containing an interaction between them.

$$D_B^{(\beta)}(q(\boldsymbol{\theta})||\pi(\boldsymbol{\theta})) = \frac{1}{\beta} \int \pi(\boldsymbol{\theta})^\beta d\boldsymbol{\theta} - \frac{1}{\beta-1} \int \pi(\boldsymbol{\theta})^{\beta-1} q(\boldsymbol{\theta}) d\boldsymbol{\theta} + \frac{1}{\beta(\beta-1)} \int q(\boldsymbol{\theta})^\beta d\boldsymbol{\theta} \quad (22)$$

The integral depending only on the prior does not depend  $q(\boldsymbol{\theta})$ , so we can ignore it (since the prior is fixed across the different values of  $\beta$ ). If  $\beta$  increases substantially above 1, the second term which expresses an interaction between  $\pi(\boldsymbol{\theta})$  and  $q(\boldsymbol{\theta})$  will have a relatively smaller weight in the optimisation than the term only involving  $q(\boldsymbol{\theta})$ . As a result, the optimisation will focus on decreasing  $\int q^\beta(\boldsymbol{\theta})d\boldsymbol{\theta}$  rather than increasing  $\int \pi^{\beta-1}(\boldsymbol{\theta})q(\boldsymbol{\theta})d\boldsymbol{\theta}$ . We note that this is closely linked to the so-called *ignorance to the data* phenomenon as discussed in Jewson et al. (2018). The uncertainty quantification for large values of  $\beta$  is therefore largely controlled by the third term, which only depends on  $q(\boldsymbol{\theta})$ . This third integral will become very large if the variance of  $q(\boldsymbol{\theta})$  gets very small, which prevents it from quickly converging to a point mass at the maximum likelihood estimate. As a consequence, the  $D_B^{(\beta)}$  is able to provide virtually prior-invariant uncertainty quantification for  $\beta > 1$ . For  $\beta \in (0, 1)$ , the opposite effect is observed: Here, the third integral term depending only on  $q(\boldsymbol{\theta})$  has smaller weight relative to the interaction between  $\pi(\boldsymbol{\theta})$  and  $q(\boldsymbol{\theta})$  given by  $\int \pi^{\beta-1}(\boldsymbol{\theta})q(\boldsymbol{\theta})d\boldsymbol{\theta}$ . As a result, the corresponding posterior will be very close to the prior. (In fact, notice that that two of the four posteriors for  $\beta = 0.75$  favour the prior so much that the density around the maximum likelihood estimate is virtually zero.)

### B.3.4 $\gamma$ -DIVERGENCE ( $D_G^{(\gamma)}$ )

Lastly, Fig. 20 demonstrates the sensitivity of  $P(\ell, D_G^{(\gamma)}, \mathcal{Q})$  to prior specification. For  $\gamma < 1$  it appears as though the  $D_G^{(\gamma)}$  reacts similarly to the  $\frac{1}{w}$ KLD for  $w < 1$ . The  $D_G^{(\gamma)}$  with  $\gamma > 1$  produces greater robustness to the prior than the  $\frac{1}{w}$ KLD uncertainty quantifier with  $w > 1$ , but this robustness is less extreme as it was for  $D = D_B^{(\beta)}$ . The reason for this is that although the  $D_G^{(\gamma)}$  consists of the same three integral terms as the  $D_B^{(\beta)}$ , these terms are now transformed into the logarithmic scale. This means that the three integrals are combined multiplicatively (in the  $D_G^{(\gamma)}$ ) rather than additively (in the  $D_B^{(\beta)}$ ), which makes the variation across  $\gamma$  much smoother than across  $\beta$ : Unlike for the  $D_B^{(\beta)}$ , minimising the  $D_G^{(\gamma)}$  no longer disregards any one term in order to minimise the others.

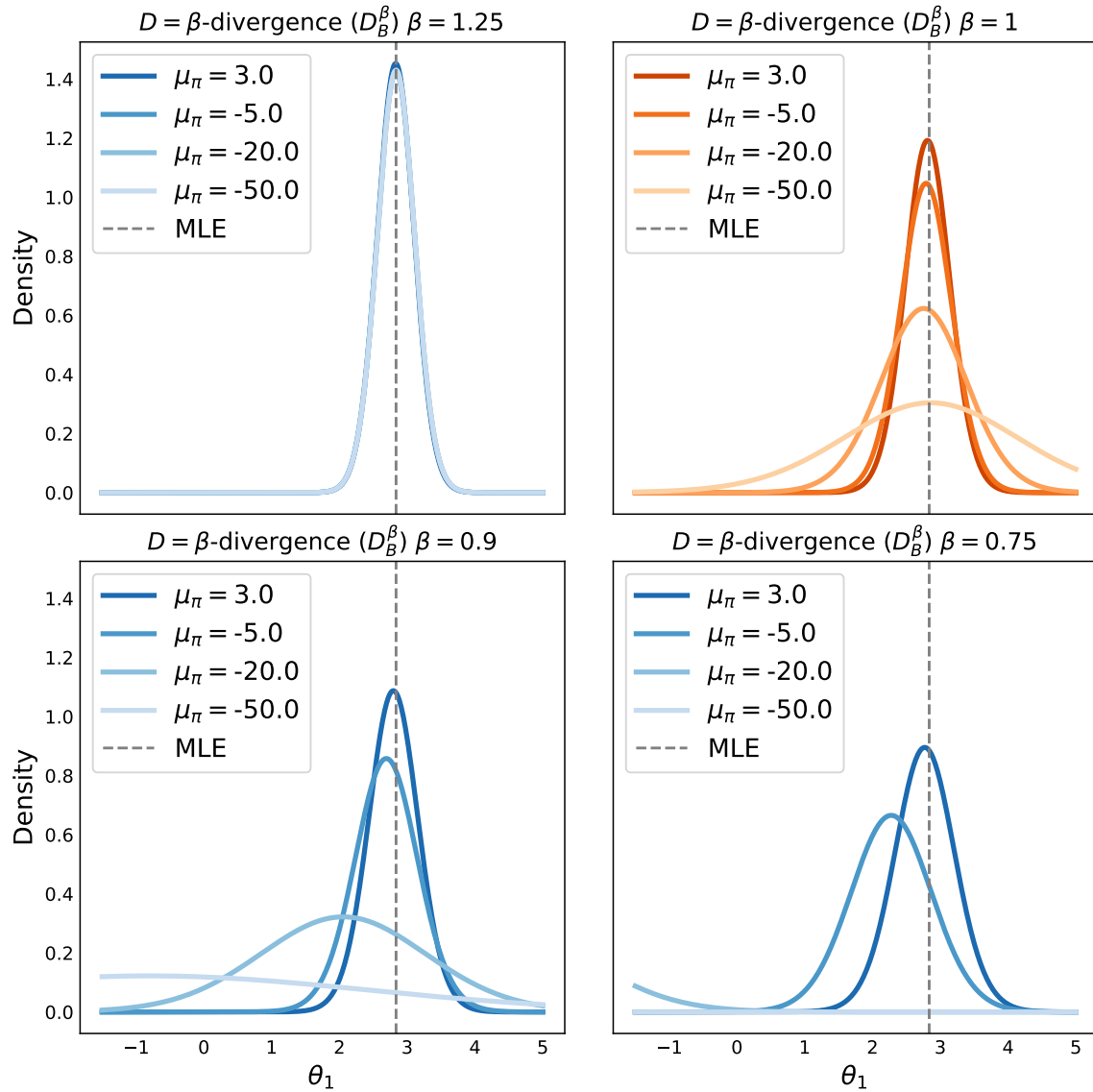


Figure 19: Best viewed in color. Marginal **VI** and **GVI** posterior for the coefficient of a Bayesian linear model under different priors using  $D = D_B^{(\beta)}$  as uncertainty quantifier ( $D_B^{(\beta)}$  recovers KLD as  $\beta \rightarrow 1$ ). The prior specification is given by  $\theta_1 | \sigma^2 \sim \mathcal{N}(\mu_\pi, \sigma^2)$  with  $\sigma^2 \sim \text{IG}(3, 5)$ .

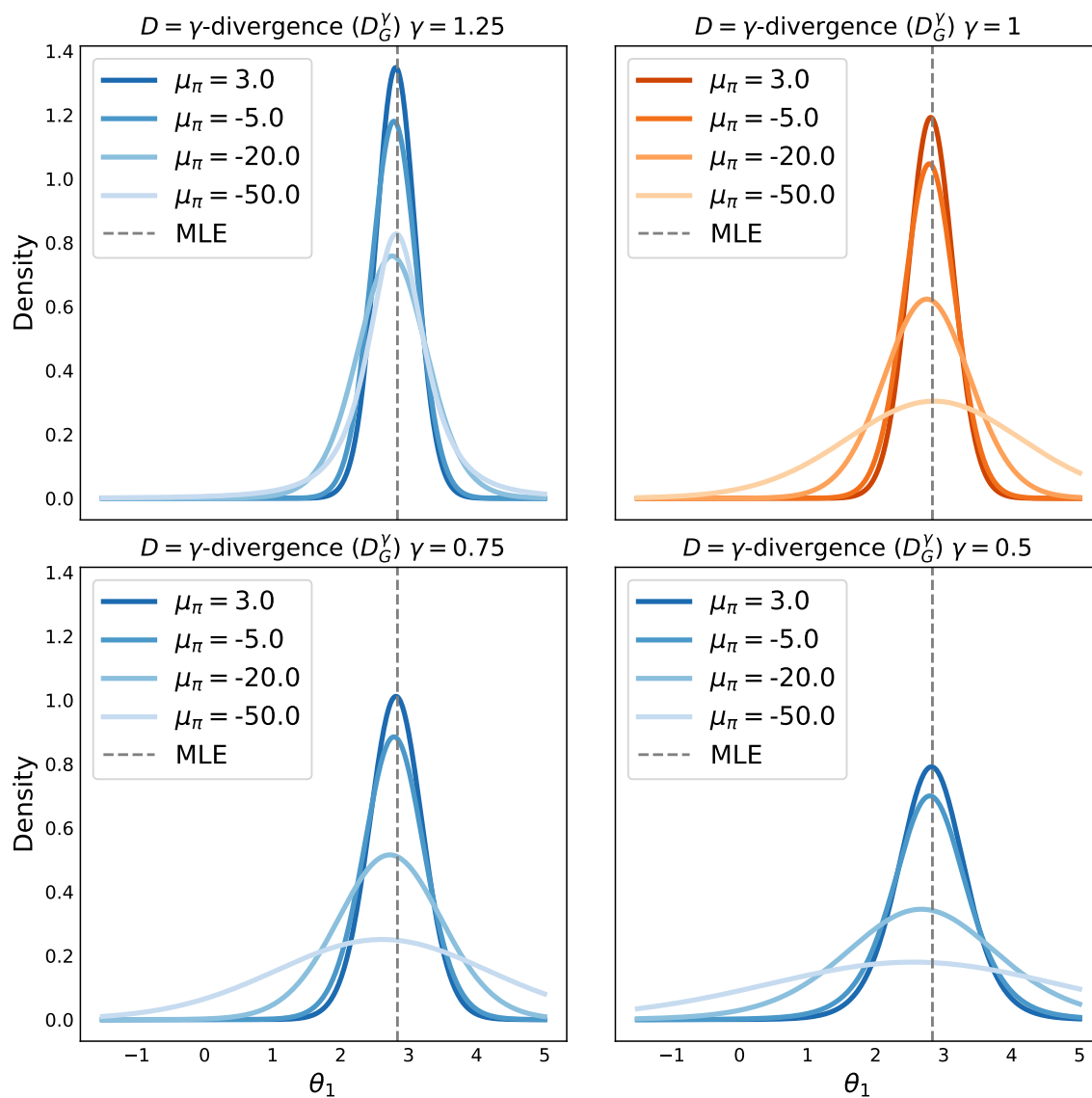


Figure 20: Best viewed in color. Marginal **VI** and **GVI** posterior for the coefficient of a Bayesian linear model under different priors using  $D = D_G^{(\gamma)}$  as uncertainty quantifier ( $D_G^{(\gamma)}$  recovers KLD as  $\gamma \rightarrow 1$ ). The prior specification is given by  $\theta_1 | \sigma^2 \sim \mathcal{N}(\mu_\pi, \sigma^2)$  with  $\sigma^2 \sim \text{IG}(3, 5)$ .

## Appendix C. Proof of Theorem 18

Before we can prove Theorem 18, we first formally define the notion of robustness to model misspecification. Our understanding of robustness to model misspecification is aligned with Hampel et al. (2011) and Tukey (1960). In the words of the latter, robustness stands for

*a tacit hope in ignoring deviations from ideal models was that they would not matter; that statistical procedures which are optimal under the strict model would still be approximately optimal under the approximate model. Unfortunately, it turned out that this hope was often drastically wrong; even mild deviations often have much larger effects than were anticipated by most statisticians.*

Formalizing this, we arrive at the following definition.

**Definition 36 (Robustness)** *Let  $M_j = P(D_j, \ell_j, \Pi)$  with  $\theta_j^* = \arg \min_{\theta} \{\mathbb{E}_{\mathbf{X}} [\ell_j(\theta, \mathbf{X})]\}$  for  $j = 1, 2$ . Then,  $M_1$  is more robust for  $\theta$  than  $M_2$  relative to the (implicit) assumptions  $A$  on the data generating mechanism of  $\mathbf{X}$  if (i)  $\theta_1^*$  is a better result than  $\theta_2^*$  if  $A$  is untrue and (ii)  $\theta_1^* = \theta_2^*$  if  $A$  is true.*

**Remark 37** *It is hard to say what a better result means, but we note that regardless of its precise meaning, this definition requires that robust inference directly affects  $\theta^*$ , i.e. that  $\theta_1^* \neq \theta_2^*$  unless  $A$  is true. While one could substantially strengthen this definition by formalizing what exactly a better result means, this would necessarily be context-dependent, complicate matters substantially and obfuscate the point of robustness.*

**Proof** First, we prove claim (i) about **robustness** to model misspecification: By Definition 36, robustness implies a change in  $\theta^* = \arg \min_{\theta} \{\mathbb{E}_{\mathbf{X}} [\ell(\theta, \mathbf{X})]\}$  if distributional assumptions about  $\mathbf{X}$  are incorrect. Notice that  $\theta^*$  is not affected by  $D$  or  $\Pi$ , but is affected by  $\ell$ . Next, we turn to the claims (ii) and (iii) about **uncertainty quantification** and **prior robustness**: First, note that  $\Pi$  and  $\pi$  are not allowed to change by assumption and so cannot affect uncertainty quantification. Next, while  $\ell$  is allowed to change, the parameter of interest it not allowed to change. In other words,  $\ell$  may only be changed in a ways that leave  $\hat{\theta}_n$  and  $\theta^*$  unaffected. Notice that changing  $\ell$  to  $\ell'$  will affect  $\hat{\theta}_n = \arg \min_{\theta} \{\frac{1}{n} \sum_{i=1}^n \ell(\theta, x_i)\}$  and  $\theta^* = \mathbb{E}_{\mathbf{X}} [\ell(\theta, \mathbf{x})]$  unless  $\ell' = C + w \cdot \ell$  for some constants  $C$  and  $w > 0$ . Since  $P(\ell, D, \Pi) = P(\ell + C, D, \Pi)$  for any  $C$  by Axiom II, we can disregard  $C$  and turn to  $w$ . Indeed, the uncertainty quantification of  $P(\ell, D, \Pi)$  will be different from that of  $P(w \cdot \ell, D, \Pi)$  for any constant  $w \neq 1$ . However, dividing by  $w$  in eq. (10) shows that  $P(w \cdot \ell, D, \Pi) = P(\ell, \frac{1}{w}D, \Pi)$ . Hence, any change in the loss that does not affect  $\hat{\theta}_n$  and  $\theta^*$  can be rewritten as a change in  $D$ . It follows that changing the uncertainty quantification or making the RoT robust to the prior belief must amount to changing  $D$ . ■

## Appendix D. Proof of Theorem 24 and additional lower bounds

This section of the Appendix provides proofs for the lower bound interpretation of certain GVI objectives. First, we prove the result stated in the main paper. Next, we show equivalent results for the case of the  $\beta$ -divergence ( $D_B^{(\beta)}$ ) and  $\gamma$ -divergence ( $D_G^{(\gamma)}$ ). While the following

results and corresponding proofs are somewhat tedious to read, they are conceptually simple: In fact, all that is needed to derive the results is some basic algebra, Jensen's inequality and a further inequality involving the logarithm, see Lemma 38.

### D.1 Proof for $D_{AR}^{(\alpha)}$ (Theorem 24)

Firstly, we provide explicit forms for the function quoted in Theorem 24

$$S_1(\alpha, q, \pi) = \begin{cases} D_{AR}^{(\alpha)}(q(\boldsymbol{\theta})||\pi(\boldsymbol{\theta})) - \text{KLD}(q(\boldsymbol{\theta})||\pi(\boldsymbol{\theta})) & \text{if } 0 < \alpha < 1 \\ 0 & \text{if } \alpha > 1. \end{cases} \quad (23)$$

Next we provide a proof of the Theorem

**Proof** For this proof we have to consider two cases for  $\alpha$  as the positivity and negativity of  $\alpha - 1$  affect the results that can be used.

**Case 1)**  $\alpha > 1$ : Jensen's inequality and the concavity of the natural logarithm give us that

$$\begin{aligned} & \mathbb{E}_{q(\boldsymbol{\theta})} \left[ \sum_{i=1}^n \ell(\boldsymbol{\theta}, \mathbf{x}_i) \right] + \frac{1}{\alpha(\alpha-1)} \log \mathbb{E}_{q(\boldsymbol{\theta})} \left[ \left( \frac{q(\boldsymbol{\theta})}{\pi(\boldsymbol{\theta})} \right)^{\alpha-1} \right] \\ & \geq \mathbb{E}_{q(\boldsymbol{\theta})} \left[ \sum_{i=1}^n \ell(\boldsymbol{\theta}, \mathbf{x}_i) \right] + \frac{1}{\alpha} \mathbb{E}_{q(\boldsymbol{\theta})} \left[ \log \left( \frac{q(\boldsymbol{\theta})}{\pi(\boldsymbol{\theta})} \right) \right] \\ & = \frac{1}{\alpha} \text{KLD}(q(\boldsymbol{\theta})||\pi^{\alpha\ell}(\boldsymbol{\theta}|\mathbf{x})) - \frac{1}{\alpha} \log \int \pi(\boldsymbol{\theta}) \exp \left( -\alpha \sum_{i=1}^n \ell(\boldsymbol{\theta}, \mathbf{x}_i) \right) d\boldsymbol{\theta}. \end{aligned}$$

**Case 2)**  $0 < \alpha < 1$ : Here the negativity of  $\frac{1}{\alpha(\alpha-1)}$  means we cannot apply Jensen's inequality in the above way. Instead, we can write

$$\begin{aligned} & \mathbb{E}_{q(\boldsymbol{\theta})} \left[ \sum_{i=1}^n \ell(\boldsymbol{\theta}, \mathbf{x}_i) \right] + D_{AR}^{(\alpha)}(q(\boldsymbol{\theta})||\pi(\boldsymbol{\theta})) \\ & = \mathbb{E}_{q(\boldsymbol{\theta})} [\log(\pi(\boldsymbol{\theta}))] - \mathbb{E}_{q(\boldsymbol{\theta})} \left[ \log \left( \frac{\pi(\boldsymbol{\theta}) \exp(-\sum_{i=1}^n \ell(\boldsymbol{\theta}, \mathbf{x}_i))}{\int \pi(\boldsymbol{\theta}) \exp(-\sum_{i=1}^n \ell(\boldsymbol{\theta}, \mathbf{x}_i)) d\boldsymbol{\theta}} \right) \right] \\ & \quad - \log \int \pi(\boldsymbol{\theta}) \exp(-\sum_{i=1}^n \ell(\boldsymbol{\theta}, \mathbf{x}_i)) d\boldsymbol{\theta} + D_{AR}^{(\alpha)}(q(\boldsymbol{\theta})||\pi(\boldsymbol{\theta})) \\ & = \text{KLD}(q(\boldsymbol{\theta})||\pi^\ell(\boldsymbol{\theta}|x)) - \log \int \pi(\boldsymbol{\theta}) \exp(-\sum_{i=1}^n \ell(\boldsymbol{\theta}, \mathbf{x}_i)) d\boldsymbol{\theta} \\ & \quad + D_{AR}^{(\alpha)}(q(\boldsymbol{\theta})||\pi(\boldsymbol{\theta})) - \text{KLD}(q(\boldsymbol{\theta})||\pi(\boldsymbol{\theta})). \end{aligned}$$

Combined these two cases provides the term in Eq. (13) and (23) ■

Next we state, prove and interpret equivalent results for the  $D_B^{(\beta)}$  and  $D_G^{(\gamma)}$  prior regularisers. But before we do so we need the following lemma

**Lemma 38 (A Taylor series bound for the natural logarithm)** *The natural logarithm of a positive real number  $Z$  can be bounded as follows*

$$\begin{cases} \log(Z) \leq \frac{Z^x-1}{x} & \text{if } x > 0 \\ \log(Z) \geq \frac{Z^x-1}{x} & \text{if } x < 0. \end{cases}$$

**Proof** Using the series expansion of  $\exp(x)$  and the Lagrange form of the remainder we see that

$$\begin{aligned} \frac{Z^x - 1}{x} &= \frac{\exp(x \log Z) - 1}{x} = \frac{(x \log Z) + \frac{1}{2!} (x \log Z)^2 + \frac{1}{3!} (x \log Z)^3 + \dots}{x} \\ &= \frac{(x \log Z) + \frac{1}{2} \exp(c) (x \log Z)^2}{x} = \log Z + \frac{\frac{1}{2!} \exp(c) (x \log Z)^2}{x} \end{aligned}$$

where  $c \in [0, x \log(Z)]$ . Now the numerator of the remainder term  $\frac{\frac{1}{2!} \exp(c) (x \log Z)^2}{x}$  is always positive and therefore the sign of  $x$  determines whether this remainder term forms an upper or lower bound for  $\log(Z)$ .  $\blacksquare$

## D.2 The $D_B^{(\beta)}$ prior regulariser

**Theorem 39 (GVI as approximate Evidence Lower bound with  $D = D_B^{(\beta)}$ )** *The objective of a GVI posterior based on  $P(\ell, D_B^{(\beta)}, \mathcal{Q})$  has an interpretation as lower bound on the  $c(\beta)$ -scaled (generalized) evidence lower bound of  $P(w(\beta) \cdot \ell, \text{KLD}, \mathcal{P}(\Theta))$ :*

$$\mathbb{E}_{q(\theta)} \left[ \sum_{i=1}^n \ell(\theta, \mathbf{x}_i) \right] + D_B^{(\beta)}(q(\theta) || \pi(\theta)) \geq -c(\beta) \text{ELBO}^{w(\beta)\ell}(q) + S_1(\beta, q, \pi) \quad (24)$$

where  $\text{ELBO}^{w(\beta)\ell}$  denotes the Evidence Lower Bound associated with standard VI relative to the generalized Bayesian posterior given by

$$q_B^{w(\beta)\ell}(\theta) \propto \pi(\theta) \exp \left( -w(\beta) \sum_{i=1}^n \ell(\theta, \mathbf{x}_i) \right),$$

where  $c(\beta) = \min\{1, \beta^{-1}\}$ ,  $w(\beta) = \max\{1, \beta\}$  and where  $S_1(\beta, q, \pi)$  is a closed form slack term with

$$S_1(\beta, q, \pi) = \begin{cases} \frac{1}{\beta(\beta-1)} \mathbb{E}_{q(\theta)} [q(\theta)^{\beta-1}] - \mathbb{E}_{q(\theta)} [\log q(\theta)] - \frac{1}{\beta-1} & \text{if } 0 < \beta < 1 \\ \frac{1}{\beta} \mathbb{E}_{q(\theta)} [\log \pi(\theta)] - \frac{1}{\beta-1} \mathbb{E}_{q(\theta)} [\pi(\theta)^{\beta-1}] - \frac{1}{\beta(\beta-1)} & \text{if } \beta > 1. \end{cases} \quad (25)$$

**Proof** Firstly we note that the objective function associated with the RoT  $P(D_B^{(\beta)}, \ell_n, Q)$  can be simplified by removing the terms in the  $D_B^{(\beta)}$  that don't depend on  $q(\theta)$

$$\begin{aligned} & \arg \min_{q \in \mathcal{Q}} \left\{ \mathbb{E}_{q(\theta)} \left[ \sum_{i=1}^n \ell(\theta, \mathbf{x}_i) \right] + D_B^{(\beta)}(q(\theta) || \pi(\theta)) \right\} \\ &= \arg \min_{q \in \mathcal{Q}} \left\{ \mathbb{E}_{q(\theta)} \left[ \sum_{i=1}^n \ell(\theta, \mathbf{x}_i) \right] + \frac{1}{\beta(\beta-1)} \mathbb{E}_{q(\theta)} [q(\theta)^{\beta-1}] - \frac{1}{(\beta-1)} \mathbb{E}_{q(\theta)} [\pi(\theta)^{\beta-1}] \right\}. \end{aligned}$$

We have to consider two cases for  $\beta$  as the positivity and negativity of  $\beta - 1$  affect which part of Lemma 38 we use.

**Case 1)**  $0 < \beta < 1$ : Lemma 38 gives us that for  $\beta - 1 < 0$ ,  $\frac{Z^{\beta-1}}{\beta-1} \leq \log(Z) + \frac{1}{\beta-1}$  therefore

$$\begin{aligned}
 &= \mathbb{E}_{q(\boldsymbol{\theta})} \left[ \sum_{i=1}^n \ell(\boldsymbol{\theta}, \mathbf{x}_i) \right] + \frac{1}{\beta(\beta-1)} \mathbb{E}_{q(\boldsymbol{\theta})} [q(\boldsymbol{\theta})^{\beta-1}] - \frac{1}{(\beta-1)} \mathbb{E}_{q(\boldsymbol{\theta})} [\pi(\boldsymbol{\theta})^{\beta-1}] \\
 &\geq \mathbb{E}_{q(\boldsymbol{\theta})} \left[ \sum_{i=1}^n \ell(\boldsymbol{\theta}, \mathbf{x}_i) \right] + \frac{1}{\beta(\beta-1)} \mathbb{E}_{q(\boldsymbol{\theta})} [q(\boldsymbol{\theta})^{\beta-1}] - \mathbb{E}_{q(\boldsymbol{\theta})} [\log(\pi(\boldsymbol{\theta}))] - \frac{1}{\beta-1} \\
 &= \text{KLD}(q(\boldsymbol{\theta}) || \pi^\ell(\boldsymbol{\theta}|x)) - \log \int \exp\left(-\sum_{i=1}^n \ell(\boldsymbol{\theta}, \mathbf{x}_i)\right) \pi(\boldsymbol{\theta}) d\boldsymbol{\theta} \\
 &\quad + \frac{1}{\beta(\beta-1)} \mathbb{E}_{q(\boldsymbol{\theta})} [q(\boldsymbol{\theta})^{\beta-1}] - \mathbb{E}_{q(\boldsymbol{\theta})} [\log(q(\boldsymbol{\theta}))] - \frac{1}{\beta-1}.
 \end{aligned}$$

**Case 2)**  $\beta > 1$ : Lemma 38 gives us that for  $\beta - 1 > 0$ ,  $\frac{Z^{\beta-1}}{\beta-1} \geq \log(Z) + \frac{1}{\beta-1}$  therefore

$$\begin{aligned}
 &= \mathbb{E}_{q(\boldsymbol{\theta})} \left[ \sum_{i=1}^n \ell(\boldsymbol{\theta}, \mathbf{x}_i) \right] + \frac{1}{\beta(\beta-1)} \mathbb{E}_{q(\boldsymbol{\theta})} [q(\boldsymbol{\theta})^{\beta-1}] - \frac{1}{(\beta-1)} \mathbb{E}_{q(\boldsymbol{\theta})} [\pi(\boldsymbol{\theta})^{\beta-1}] \\
 &\geq \mathbb{E}_{q(\boldsymbol{\theta})} \left[ \sum_{i=1}^n \ell(\boldsymbol{\theta}, \mathbf{x}_i) \right] + \frac{1}{\beta} \left( \mathbb{E}_{q(\boldsymbol{\theta})} \left[ \log \left( q(\boldsymbol{\theta}) \frac{\pi(\boldsymbol{\theta})}{\pi(\boldsymbol{\theta})} \right) \right] + \frac{1}{\beta-1} \right) - \frac{1}{(\beta-1)} \mathbb{E}_{q(\boldsymbol{\theta})} [\pi(\boldsymbol{\theta})^{\beta-1}] \\
 &= \frac{1}{\beta} \text{KLD}(q(\boldsymbol{\theta}) || \pi^{\beta\ell}(\boldsymbol{\theta}|\mathbf{x})) - \frac{1}{\beta} \log \int \pi(\boldsymbol{\theta}) \exp\left(-\beta \sum_{i=1}^n \ell(\boldsymbol{\theta}, \mathbf{x}_i)\right) d\boldsymbol{\theta} \\
 &\quad + \frac{1}{\beta} \mathbb{E}_{q(\boldsymbol{\theta})} [\log(\pi(\boldsymbol{\theta}))] - \frac{1}{(\beta-1)} \mathbb{E}_{q(\boldsymbol{\theta})} [\pi(\boldsymbol{\theta})^{\beta-1}] + \frac{1}{\beta(\beta-1)}.
 \end{aligned}$$

Combined these two cases provides the term in Eq. (24) and (25) ■

### D.3 The $D_G^{(\gamma)}$ prior regulariser

**Theorem 40 (GVI as approximate Evidence Lower bound with  $D = D_G^{(\gamma)}$ )** *The objective of a GVI posterior based on  $P(\ell, D_G^{(\gamma)}, \mathcal{Q})$  has an interpretation as lower bound on the  $c(\gamma)$ -scaled (generalized) evidence lower bound of  $P(w(\gamma) \cdot \ell, \text{KLD}, \mathcal{P}(\boldsymbol{\Theta}))$ :*

$$\mathbb{E}_{q(\boldsymbol{\theta})} \left[ \sum_{i=1}^n \ell(\boldsymbol{\theta}, \mathbf{x}_i) \right] + D_G^{(\gamma)}(q(\boldsymbol{\theta}) || \pi(\boldsymbol{\theta})) = -c(\gamma) \text{ELBO}^{w(\gamma)\ell}(q) + S(\gamma, q, \pi) \quad (26)$$

where  $\text{ELBO}^{w(\gamma)\ell}$  denotes the Evidence Lower Bound associated with standard VI relative to the generalized Bayesian posterior given by

$$q_B^{w(\gamma)\ell}(\boldsymbol{\theta}) \propto \pi(\boldsymbol{\theta}) \exp\left(-w(\gamma) \sum_{i=1}^n \ell(\boldsymbol{\theta}, \mathbf{x}_i)\right),$$

where  $c(\gamma) = \min\{1, \gamma^{-1}\}$ ,  $w(\gamma) = \max\{1, \gamma\}$  and where  $S_1(\gamma, q, \pi)$  is a closed form slack term with

$$S_1(\gamma, q, \pi) = \begin{cases} \frac{1}{\gamma(\gamma-1)} \log \mathbb{E}_{q(\boldsymbol{\theta})} [q(\boldsymbol{\theta})^{\gamma-1}] - \mathbb{E}_{q(\boldsymbol{\theta})} [\log q(\boldsymbol{\theta})] & \text{if } 0 < \gamma < 1 \\ \frac{1}{\gamma} \mathbb{E}_{q(\boldsymbol{\theta})} [\log \pi(\boldsymbol{\theta})] - \frac{1}{\gamma-1} \log \mathbb{E}_{q(\boldsymbol{\theta})} [\pi(\boldsymbol{\theta})^{\gamma-1}] & \text{if } \gamma > 1. \end{cases} \quad (27)$$

**Proof** Firstly we note that the objective function associated with  $P(D_G^{(\gamma)}, \ell_n, Q)$  can be simplified by removing the terms in the  $D_G^{(\gamma)}$  that don't depend on  $q(\boldsymbol{\theta})$

$$\begin{aligned} & \arg \min_{q \in \mathcal{Q}} \left\{ \mathbb{E}_{q(\boldsymbol{\theta})} \left[ \sum_{i=1}^n \ell(\boldsymbol{\theta}, \mathbf{x}_i) \right] + D_G^{(\gamma)}(q(\boldsymbol{\theta}) || \pi(\boldsymbol{\theta})) \right\} = \\ & \arg \min_{q \in \mathcal{Q}} \left\{ \mathbb{E}_{q(\boldsymbol{\theta})} \left[ \sum_{i=1}^n \ell(\boldsymbol{\theta}, \mathbf{x}_i) \right] + \frac{1}{\gamma(\gamma-1)} \log \mathbb{E}_{q(\boldsymbol{\theta})} [q(\boldsymbol{\theta})^{\gamma-1}] - \frac{1}{(\gamma-1)} \log \mathbb{E}_{q(\boldsymbol{\theta})} [\pi(\boldsymbol{\theta})^{\gamma-1}] \right\}. \end{aligned}$$

We have to consider two cases for  $\gamma$  as the positivity and negativity of  $\gamma - 1$  affect the results we can use.

**Case 1)**  $0 < \gamma < 1$ : Jensen's inequality and the concavity of the natural logarithm applied to  $\mathbb{E}_{q(\boldsymbol{\theta})} [\pi(\boldsymbol{\theta})^{\gamma-1}]$  provides

$$\begin{aligned} & = \mathbb{E}_{q(\boldsymbol{\theta})} \left[ \sum_{i=1}^n \ell(\boldsymbol{\theta}, \mathbf{x}_i) \right] + \frac{1}{\gamma(\gamma-1)} \log \mathbb{E}_{q(\boldsymbol{\theta})} [q(\boldsymbol{\theta})^{\gamma-1}] - \frac{1}{(\gamma-1)} \log \mathbb{E}_{q(\boldsymbol{\theta})} [\pi(\boldsymbol{\theta})^{\gamma-1}] \\ & \geq \mathbb{E}_{q(\boldsymbol{\theta})} \left[ \sum_{i=1}^n \ell(\boldsymbol{\theta}, \mathbf{x}_i) \right] + \frac{1}{\gamma(\gamma-1)} \log \mathbb{E}_{q(\boldsymbol{\theta})} [q(\boldsymbol{\theta})^{\gamma-1}] - \mathbb{E}_{q(\boldsymbol{\theta})} [\log \pi(\boldsymbol{\theta})] \\ & = \text{KLD}(q(\boldsymbol{\theta}) || \pi^\ell(\boldsymbol{\theta}|x)) - \log \int \pi(\boldsymbol{\theta}) \exp \left( - \sum_{i=1}^n \ell(\boldsymbol{\theta}, \mathbf{x}_i) \right) d\boldsymbol{\theta} \\ & \quad + \frac{1}{\gamma(\gamma-1)} \log \mathbb{E}_{q(\boldsymbol{\theta})} [q(\boldsymbol{\theta})^{\gamma-1}] + -\mathbb{E}_{q(\boldsymbol{\theta})} [\log q(\boldsymbol{\theta})]. \end{aligned}$$

**Case 2)**  $\gamma > 1$ : Jensen's inequality and the concavity of the natural logarithm applied to  $\mathbb{E}_{q(\boldsymbol{\theta})} \left[ q(\boldsymbol{\theta})^{\gamma-1} \frac{\pi(\boldsymbol{\theta})^{\gamma-1}}{\pi(\boldsymbol{\theta})^{\gamma-1}} \right]$  provides

$$\begin{aligned} & = \mathbb{E}_{q(\boldsymbol{\theta})} \left[ \sum_{i=1}^n \ell(\boldsymbol{\theta}, \mathbf{x}_i) \right] + \frac{1}{\gamma(\gamma-1)} \log \mathbb{E}_{q(\boldsymbol{\theta})} [q(\boldsymbol{\theta})^{\gamma-1}] - \frac{1}{(\gamma-1)} \log \mathbb{E}_{q(\boldsymbol{\theta})} [\pi(\boldsymbol{\theta})^{\gamma-1}] \\ & \geq \mathbb{E}_{q(\boldsymbol{\theta})} \left[ \sum_{i=1}^n \ell(\boldsymbol{\theta}, \mathbf{x}_i) \right] + \frac{1}{\gamma} \mathbb{E}_{q(\boldsymbol{\theta})} \left[ \log \frac{q(\boldsymbol{\theta}) \pi(\boldsymbol{\theta})}{\pi(\boldsymbol{\theta})} \right] - \frac{1}{(\gamma-1)} \log \mathbb{E}_{q(\boldsymbol{\theta})} [\pi(\boldsymbol{\theta})^{\gamma-1}] \\ & = \frac{1}{\gamma} \text{KLD}(q(\boldsymbol{\theta}) || \pi^{\gamma \ell}(\boldsymbol{\theta}|x)) - \frac{1}{\gamma} \log \int \pi(\boldsymbol{\theta}) \exp \left( -\gamma \sum_{i=1}^n \ell(\boldsymbol{\theta}, \mathbf{x}_i) \right) d\boldsymbol{\theta} \\ & \quad + \frac{1}{\gamma} \mathbb{E}_{q(\boldsymbol{\theta})} [\log \pi(\boldsymbol{\theta})] - \frac{1}{(\gamma-1)} \log \mathbb{E}_{q(\boldsymbol{\theta})} [\pi(\boldsymbol{\theta})^{\gamma-1}]. \end{aligned}$$

Combined these two cases provides the term in Eq. (26) and (27) ■

### D.3.1 INTERPRETATION

Theorems 39 and 40 provide a lower bound on an objective function that is to be minimised so that interpreting this lower bound provides some insight into the behaviour of the GVI



posterior. First, we investigate the case where the hyperparameters  $\beta$  and  $\gamma$  are in  $(0, 1)$ . As expected, the form of the GVI objective leads us to conclude that the variance will be larger than that for standard VI within this range of values. Next, we investigate the case where the hyperparameters  $\beta$  and  $\gamma$  are  $> 1$ . Again unsurprisingly, this leads to a shrinkage of the posterior variance relative to standard VI.

**Case 1:**  $0 < \beta = \gamma < 1$ . For  $0 < \beta = \gamma < 1$  the terms  $c(\beta) = c(\gamma)$  and  $w(\beta) = w(\gamma)$  produce an objective equivalent to standard VI. This suggests that GVI continues to minimise the KLD between the variational and standard Bayesian posterior. Unlike standard VI however, GVI with  $D = D_B^{(\beta)}$  or  $D = D_G^{(\gamma)}$  additionally minimises the slack terms  $S_1(\beta, q, \pi)$  or  $S_1(\gamma, q, \pi)$ . It is easy to show that these adjustment terms encourage the solution to  $P(D_B^{(\beta)}, \ell, Q)$  with  $0 < \beta < 1$  and  $P(D_G^{(\gamma)}, \ell, Q)$  with  $0 < \gamma < 1$  to have greater variance than the standard VI posterior given by  $P(\text{KLD}, \ell_n, Q)$ . For the  $D_B^{(\beta)}$ , we can see this by rewriting

$$S^{(0,1)}(\beta, q, \pi) = -\frac{1}{\beta} h_T^{(\beta)}(q(\boldsymbol{\theta})) + h_{\text{KLD}}(q(\boldsymbol{\theta})) + \frac{1 - \beta}{\beta}.$$

Here,  $h_{\text{KLD}}(q(\boldsymbol{\theta}))$  is the Shannon entropy of  $q(\boldsymbol{\theta})$  and  $h_T^{(\beta)}(q(\boldsymbol{\theta}))$  is the Tsallis entropy of  $q(\boldsymbol{\theta})$  with parameter  $\beta$ . Again applying Lemma 38, we find that for  $0 < \beta < 1$ ,  $h_T^{(\beta)}(q(\boldsymbol{\theta})) > h_{\text{KLD}}(q(\boldsymbol{\theta}))$ . It immediately follows that minimising  $-\frac{1}{\beta} h_T^{(\beta)}(q(\boldsymbol{\theta})) + h_{\text{KLD}}(q(\boldsymbol{\theta}))$  for  $0 < \beta < 1$  will make  $h_T^{(\beta)}(q(\boldsymbol{\theta}))$  large—an effect that is achieved by increasing the variance of  $q(\boldsymbol{\theta})$ .

Applying the same type of logic to the  $D_G^{(\gamma)}$ , one can rewrite

$$S^{(0,1)}(\gamma, q, \pi) = -\frac{1}{\gamma} h_R^{(\gamma)}(q(\boldsymbol{\theta})) + h_{\text{KLD}}(q(\boldsymbol{\theta})).$$

As before,  $h_{\text{KLD}}(q(\boldsymbol{\theta}))$  is the Shannon entropy of  $q(\boldsymbol{\theta})$ , but unlike before  $h_R^{(\gamma)}(q(\boldsymbol{\theta}))$  is now the Rényi entropy of  $q(\boldsymbol{\theta})$  with parameter  $\gamma$ . With this, one can extend Theorem 3 in Van Erven and Harremos (2014) to show that  $h_R^{(\gamma)}(q(\boldsymbol{\theta}))$  is decreasing in  $\gamma$ . Since it is also well-known that  $\lim_{\gamma \rightarrow 1} h_R^{(\gamma)}(q(\boldsymbol{\theta})) = h_{\text{KLD}}(q(\boldsymbol{\theta}))$ , it follows that minimising  $-\frac{1}{\gamma} h_R^{(\gamma)}(q(\boldsymbol{\theta})) + h_{\text{KLD}}(q(\boldsymbol{\theta}))$  for  $0 < \gamma < 1$  will make  $h_R^{(\gamma)}(q(\boldsymbol{\theta}))$  large—an effect that is again achieved by increasing the variance of  $q(\boldsymbol{\theta})$ .

**Case 2:**  $\beta = \gamma = k > 1$ . For  $k = \gamma = \beta > 1$ ,  $c(k) = \frac{1}{k}$  and  $w(k) = k$ . Minimising  $\text{KLD}(q||q_k^*)$  for  $k > 1$  will encourage  $P(D_B^{(\beta)}, \ell, Q)$  or  $P(D_G^{(\gamma)}, \ell, Q)$  to be more concentrated around the empirical risk minimizer  $\hat{\boldsymbol{\theta}}_n$  of  $\ell$  than the standard VI posterior given by  $P(\text{KLD}, \ell, Q)$ . Additionally, one can show that minimising the adjustment term also favours shrinking the variance of  $q(\boldsymbol{\theta})$ . To see this for the case of  $D_B^{(\beta)}$ , rewrite

$$S^{(1,\infty)}(\beta, q, \pi) = \frac{1}{\beta} \mathbb{E}_{q(\boldsymbol{\theta})} [\log(\pi(\boldsymbol{\theta}))] - \frac{1}{\beta - 1} \mathbb{E}_{q(\boldsymbol{\theta})} [\pi(\boldsymbol{\theta})^{\beta-1} - 1] - \frac{1}{\beta}. \quad (28)$$

Applying Lemma 38 then shows that for  $\beta > 1$ ,

$$\frac{1}{\beta - 1} \mathbb{E}_{q(\boldsymbol{\theta})} [\pi(\boldsymbol{\theta})^{\beta-1} - 1] \geq \mathbb{E}_{q(\boldsymbol{\theta})} [\log(\pi(\boldsymbol{\theta}))] \geq \frac{1}{\beta} \mathbb{E}_{q(\boldsymbol{\theta})} [\log(\pi(\boldsymbol{\theta}))].$$

From this, it follows that minimising Eq. (28) will make  $\frac{1}{\beta-1} \mathbb{E}_{q(\boldsymbol{\theta})} [\pi(\boldsymbol{\theta})^{\beta-1}]$  large. Fixing  $\pi(\boldsymbol{\theta})$ , maximising  $\frac{1}{\beta-1} \mathbb{E}_{q(\boldsymbol{\theta})} [\pi(\boldsymbol{\theta})^{\beta-1}]$  plus  $\frac{1}{\beta} \times$  the Tsallis entropy of  $q(\boldsymbol{\theta})$  is equivalent to

minimising  $D_B^{(\beta)}(q(\boldsymbol{\theta})||\pi(\boldsymbol{\theta}))$ . Because  $D_B^{(\beta)}$  is a divergence, this maximization would naturally seek to choose  $q(\boldsymbol{\theta})$  close to  $\pi(\boldsymbol{\theta})$ . The Tsallis entropy term in this formulation would have acted to increase the variance of  $q(\boldsymbol{\theta})$ . But since we maximize only  $\frac{1}{\beta-1}\mathbb{E}_{q(\boldsymbol{\theta})}[\pi(\boldsymbol{\theta})^{\beta-1}]$ —i.e. without adding the Tsallis entropy of  $q(\boldsymbol{\theta})$ —choices of  $\beta > 1$  will lead to shrinking the variance of  $q(\boldsymbol{\theta})$  relative to standard VI.

For the  $D_G^{(\gamma)}$ , Jensen’s inequality shows that for  $\gamma > 1$ ,

$$\frac{1}{\gamma-1}\log\mathbb{E}_{q(\boldsymbol{\theta})}[\pi(\boldsymbol{\theta})^{\gamma-1}] \geq \mathbb{E}_{q(\boldsymbol{\theta})}[\log(\pi(\boldsymbol{\theta}))] \geq \frac{1}{\gamma}\mathbb{E}_{q(\boldsymbol{\theta})}[\log(\pi(\boldsymbol{\theta}))].$$

As a result, minimising  $S^{(1,\infty)}(\gamma, q, \pi)$  will seek to make  $\frac{1}{\gamma-1}\log\mathbb{E}_{q(\boldsymbol{\theta})}[\pi(\boldsymbol{\theta})^{\gamma-1}]$  large. Fixing again  $\pi(\boldsymbol{\theta})$ , maximising  $\frac{1}{\gamma-1}\log\mathbb{E}_{q(\boldsymbol{\theta})}[\pi(\boldsymbol{\theta})^{\beta-1}]$  plus  $\frac{1}{\gamma}\times$  the Rényi entropy of  $q(\boldsymbol{\theta})$  is equivalent to minimising  $D_G^{(\gamma)}(q(\boldsymbol{\theta})||\pi(\boldsymbol{\theta}))$ , and thus seeks  $q(\boldsymbol{\theta})$  close to  $\pi(\boldsymbol{\theta})$ . The Rényi entropy term would have acted to increase the variance of  $q(\boldsymbol{\theta})$ . Therefore and similarly to the case of  $D_B^{(\beta)}$ , maximising  $\frac{1}{\gamma-1}\log\mathbb{E}_{q(\boldsymbol{\theta})}[\pi(\boldsymbol{\theta})^{\gamma-1}]$  without adding the Rényi entropy will lead to shrinkage of the variance of  $q(\boldsymbol{\theta})$ .

## Appendix E. Proof of Proposition 26

**Proof** Proposition 26 considers the following forms of the prior and likelihood

$$\begin{aligned}\pi(\boldsymbol{\theta}|\boldsymbol{\kappa}_0) &= h(\boldsymbol{\theta}) \exp\{\eta(\boldsymbol{\kappa}_0)^T T(\boldsymbol{\theta}) - A(\eta(\boldsymbol{\kappa}_0))\} \\ q(\boldsymbol{\theta}|\boldsymbol{\kappa}) &= h(\boldsymbol{\theta}) \exp\{\eta(\boldsymbol{\kappa})^T T(\boldsymbol{\theta}) - A(\eta(\boldsymbol{\kappa}))\} \\ p(\mathbf{x}|\boldsymbol{\theta}) &= h(\boldsymbol{\theta}) \exp(g(\mathbf{x})^T T(\boldsymbol{\theta}) - B(\mathbf{x})),\end{aligned}$$

where  $A(\eta(\boldsymbol{\kappa})) = \log \int h(\boldsymbol{\theta}) \exp\{\eta(\boldsymbol{\kappa})^T T(\boldsymbol{\theta})\} d\boldsymbol{\theta}$  and  $h(\boldsymbol{\theta}) = \frac{1}{\int \exp(g(\mathbf{x})^T T(\boldsymbol{\theta}) - B(\mathbf{x})) d\mathbf{x}}$ .

The GVI objective function in this scenario, which we term an ELBO as we use the KLD prior regulariser is

$$\begin{aligned}\text{ELBO}(\boldsymbol{\kappa}) &= \mathbb{E}_{q(\boldsymbol{\theta}|\boldsymbol{\kappa})} \left[ \sum_{i=1}^n \ell_G^{(\gamma)}(\boldsymbol{\theta}, \mathbf{x}_i) \right] + \text{KLD}(q(\boldsymbol{\theta}|\boldsymbol{\kappa})||q(\boldsymbol{\theta}|\boldsymbol{\kappa}_0)) \\ &= \sum_{i=1}^n \underbrace{\int \underbrace{\ell_G^{(\gamma)}(\boldsymbol{\theta}, \mathbf{x}_i)}_{C_1(\boldsymbol{\kappa}, \boldsymbol{\theta}, \mathbf{x}_i)} q(\boldsymbol{\theta}|\boldsymbol{\kappa}) d\boldsymbol{\theta}}_{C_2(\boldsymbol{\kappa}, \mathbf{x}_i)} + \underbrace{\text{KLD}(q(\boldsymbol{\theta}|\boldsymbol{\kappa})||\pi(\boldsymbol{\theta}|\boldsymbol{\kappa}_0))}_{C_3(\boldsymbol{\kappa}, \boldsymbol{\kappa}_0)}.\end{aligned}$$

We have decomposed this into three terms that we need to check are closed forms of  $\boldsymbol{\kappa}$ . Firstly

$$C_1(\boldsymbol{\kappa}, \boldsymbol{\theta}, \mathbf{x}_i) = \ell_G^{(\gamma)}(\mathbf{x}_i, \boldsymbol{\theta}) = -\frac{1}{\gamma-1} p(\mathbf{x}_i; \boldsymbol{\theta})^{\gamma-1} \frac{\gamma}{\left[ \int p(\mathbf{z}; \boldsymbol{\theta})^\gamma d\mathbf{z} \right]^{\frac{\gamma-1}{\gamma}}},$$

and in order for this to be a closed form function of  $\boldsymbol{\kappa}$ ,  $\boldsymbol{\theta}$ , and  $\mathbf{x}_i$  requires that

$$I^{(\gamma)}(\boldsymbol{\theta}) = \int p(\mathbf{z}|\boldsymbol{\theta})^\gamma d\mathbf{z} = \int h(\boldsymbol{\theta})^\gamma \exp(\gamma g(\mathbf{z})^T T(\boldsymbol{\theta}) - \gamma B(\mathbf{z})) d\mathbf{z},$$

where the theorem statement ensures that  $I^{(\gamma)}(\boldsymbol{\theta})$  is a closed form function of  $\boldsymbol{\theta}$ . Next

$$\begin{aligned} & C_2(\boldsymbol{\kappa}, \mathbf{x}_i) \\ &= -\frac{\gamma}{\gamma-1} \int h(\boldsymbol{\theta})^{\gamma-1} \exp((\gamma-1)g(\mathbf{x}_i)^T T(\boldsymbol{\theta}) - (\gamma-1)B(\mathbf{x}_i)) \frac{1}{[h(\boldsymbol{\theta})^\gamma I^{(\gamma)}(\boldsymbol{\theta})]^{\frac{\gamma-1}{\gamma}}} q(\boldsymbol{\theta}|\boldsymbol{\kappa}) d\boldsymbol{\theta} \\ &= -\frac{\gamma}{\gamma-1} \frac{\exp((1-\gamma)B(\mathbf{x}_i) + A(\eta(\boldsymbol{\kappa}) + (\gamma-1)g(\mathbf{x}_i)))}{\exp(A(\eta(\boldsymbol{\kappa})))} \mathbb{E}_{q(\boldsymbol{\theta}|\eta(\boldsymbol{\kappa})+(\gamma-1)g(\mathbf{x}_i))} \left[ I^{(\gamma)}(\boldsymbol{\theta})^{\frac{1-\gamma}{\gamma}} \right], \end{aligned}$$

where the theorem statement ensures that  $(\eta(\boldsymbol{\kappa}_n) + (\gamma-1)g(\mathbf{x}_i)) \in \mathcal{N}$  for all  $x_i$  and that  $F_2(\boldsymbol{\kappa}^*) = \mathbb{E}_{q(\boldsymbol{\theta}|\boldsymbol{\kappa}^*)} \left[ I^{(\gamma)}(\boldsymbol{\theta})^{\frac{1-\gamma}{\gamma}} \right]$  is closed form function of  $\boldsymbol{\kappa}^*$  for all  $\boldsymbol{\kappa}^* \in \mathcal{N}$ . Lastly

$$\begin{aligned} C_3(\boldsymbol{\kappa}, \boldsymbol{\kappa}_0) &= \int h(\boldsymbol{\theta}) \exp \{ \eta(\boldsymbol{\kappa})^T T(\boldsymbol{\theta}) - A(\eta(\boldsymbol{\kappa})) \} \log \frac{h(\boldsymbol{\theta}) \exp \{ \eta(\boldsymbol{\kappa})^T T(\boldsymbol{\theta}) - A(\eta(\boldsymbol{\kappa})) \}}{h(\boldsymbol{\theta}) \exp \{ \eta(\boldsymbol{\kappa}_0)^T T(\boldsymbol{\theta}) - A(\eta(\boldsymbol{\kappa}_0)) \}} d\boldsymbol{\theta} \\ &= A(\eta(\boldsymbol{\kappa}_0)) - A(\eta(\boldsymbol{\kappa})) + (\eta(\boldsymbol{\kappa}) - \eta(\boldsymbol{\kappa}_0))^T \mathbb{E}_{q(\boldsymbol{\theta}|\boldsymbol{\kappa})} [T(\boldsymbol{\theta})], \end{aligned}$$

where the theorem statement ensures that  $F_1(\boldsymbol{\kappa}^*) = \mathbb{E}_{q(\boldsymbol{\theta}|\boldsymbol{\kappa}^*)} [T(\boldsymbol{\theta})]$  is a closed form function of  $\boldsymbol{\kappa}^*$  for all  $\boldsymbol{\kappa}^* \in \mathcal{N}$ .  $\blacksquare$

## Appendix F. Black Box GVI (BBGVI)

The following sections first recall the (implicit and explicit) assumptions one typically makes for black box VI. They are then compared to assumptions that are reasonable for black box GVI (BBGVI). The corresponding methods, their special cases and the relevant black box variance reduction techniques are then derived and elaborated upon. While there are many black box VI strategies, we center attention on the framework provided for by Ranganath et al. (2014). Throughout, we denote  $q(\boldsymbol{\theta}) = q(\boldsymbol{\theta}|\boldsymbol{\kappa})$  as a posterior distribution in a set of variational families  $\mathcal{Q}$  and parameterized by some parameter  $\boldsymbol{\kappa} \in \mathbf{K}$ .

### F.1 Preliminaries and assumptions

The variance reduction techniques of Ranganath et al. (2014) crucially rely on three implicit assumptions that are reasonable for many applications of standard VI.

- (A1) Structured mean-field variational inference is used, which means that we can factorize the variational family as  $\mathcal{Q} = \{q(\boldsymbol{\theta}|\boldsymbol{\kappa}) = \prod_{j=1}^k q_j(\boldsymbol{\theta}_j|\boldsymbol{\kappa}_j) : \boldsymbol{\kappa}_j \in K_j \text{ for all } j\}$ .
- (A2) For all factors  $\boldsymbol{\theta}_j$ , we have a Markov blanket  $\boldsymbol{\theta}_{(j)}$  for which we can additively decompose  $\ell(\boldsymbol{\theta}, x_i) = \ell^{(j)}(\boldsymbol{\theta}_j, \boldsymbol{\theta}_{(j)}, x_i) + \ell^{(-j)}(\boldsymbol{\theta}_{-j}, x_i)$ . Here,  $\ell^{(j)}$  is an additive component of the loss  $\ell$  that only depends on the  $j$ -th factor and its Markov blanket, while  $\ell^{(-j)}$  is an additive component of the loss that may depend on all of  $\boldsymbol{\theta}$  except for its  $j$ -th factor. Note that such additivity holds for standard VI for which the likelihood and the prior are such that the components  $\boldsymbol{\theta}_j$  are conditionally independent. In this case, the conditioning set is the Markov blanket.
- (A3)  $D = \frac{1}{w} \cdot \text{KLD}$  (with  $w = 1$  for standard VI).

Note that (A1) is always satisfied for both standard VI and GVI, because any variational family factorizes into at least a single factor. In contrast, note that (A2) does not even necessarily hold for standard VI unless one imposes some conditional independence structure on the  $\theta_j$ . For GVI, both (A2) and (A3) do not necessarily hold. If they do however, they can greatly simplify BBGVI or improve its numerical performance. In the remainder of this section, we discuss different constellations of assumptions and their consequences for BBGVI.

### F.2 Standard black box VI with (A2) and (A3)

If the regularizer used is still a rescaled version of the KLD, one recovers an internally rescaled version of the objective in (Ranganath et al., 2014). Namely, the gradient is given by

$$\mathbb{E}_{q(\theta|\kappa)} \left[ \nabla_{\kappa} \log(q(\theta|\kappa)) \left( - \sum_{i=1}^n \ell(\theta, x_i) - w\pi(\theta) - w \log(q(\theta|\kappa)) \right) \right].$$

and can be approximated in a smart way by sampling from  $q(\theta|\kappa)$ , see for instance Ranganath et al. (2014) for details and the viable strategies for variance reduction. Next, we turn attention to the cases that are more interesting: If (A3) does not hold (so that  $D \neq \text{KLD}$ ) and when the losses are not necessarily negative log likelihoods, meaning that (A2) requires more careful consideration.

### F.3 BBGVI under (A2)

If the losses are decomposable along the factors, two cases need to be distinguished:

(D1)  $\nabla_{\kappa} D(q|\pi)$  has closed form for all  $q \in \mathcal{Q}$ ;

(D2)  $D(q|\pi) = \mathbb{E}_{q(\theta|\kappa)} [\ell_{\kappa,\pi}^D(\theta)]$  for some function  $\ell_{\kappa,\pi}^D : \Theta \rightarrow \mathbb{R}$ .

Under each condition, we find a different solution using as much of the available information as possible to improve inference outcomes. For simplicity, we first explain how the derivation works without using the additional information that (A2). In a second step, we shall see how this additional information can be used for variance reductions in the Rao-Blackwellization spirit also used by Ranganath et al. (2014).

#### F.3.1 GRADIENTS IF (D1) HOLDS, NOT USING (A2)

In this case, we can obtain the objective given in the main paper. Define  $L(q)$  to be the GVI objective function of  $q(\theta|\kappa)$ . It holds that

$$\begin{aligned} \nabla_{\kappa} L(q) &= \nabla_{\kappa} \left[ \int_{\theta} \sum_{i=1}^n \ell(\theta, x_i) q(\theta|\kappa) d\theta + D(q|\pi) \right] \\ &= \int_{\theta} \ell_n(\theta, \mathbf{x}) \nabla_{\kappa} q(\theta|\kappa) d\theta + \nabla_{\kappa} D(q|\pi) \\ &= \mathbb{E}_{q(\theta|\kappa)} \left[ \sum_{i=1}^n \ell(\theta, x_i) \nabla_{\kappa} \log(q(\theta|\kappa)) \right] + \nabla_{\kappa} D(q|\pi). \end{aligned}$$

Correspondingly, the gradient can then be estimated without bias and computing the corresponding sample average  $\frac{1}{S} \sum_{s=1}^S G(\boldsymbol{\theta}^{(s)})$ , where the individual terms are given by

$$G(\boldsymbol{\theta}^{(s)}) = \sum_{i=1}^n \ell(\boldsymbol{\theta}^{(s)}, x_i) \nabla_{\boldsymbol{\kappa}} \log(q(\boldsymbol{\theta}^{(s)})) + \nabla_{\boldsymbol{\kappa}} D(q||\pi)$$

### F.3.2 GRADIENTS IF (D2) HOLDS, NOT USING (A2)

If the uncertainty quantifier is not available in closed form, one instead can rely on

$$\begin{aligned} \nabla_{\boldsymbol{\kappa}} L(q) &= \nabla_{\boldsymbol{\kappa}} \left[ \int_{\boldsymbol{\theta}} \left[ \sum_{i=1}^n \ell(\boldsymbol{\theta}, x_i) + \ell_{\boldsymbol{\kappa}, \pi}^D(\boldsymbol{\theta}) \right] q(\boldsymbol{\theta}|\boldsymbol{\kappa}) d\boldsymbol{\theta} \right] \\ &= \int_{\boldsymbol{\theta}} \left[ \sum_{i=1}^n \ell(\boldsymbol{\theta}, x_i) + \ell_{\boldsymbol{\kappa}, \pi}^D(\boldsymbol{\theta}) \right] \nabla_{\boldsymbol{\kappa}} q(\boldsymbol{\theta}|\boldsymbol{\kappa}) d\boldsymbol{\theta} + \int_{\boldsymbol{\theta}} [\nabla_{\boldsymbol{\kappa}} \ell_{\boldsymbol{\kappa}, \pi}^D(\boldsymbol{\theta})] q(\boldsymbol{\theta}|\boldsymbol{\kappa}) d\boldsymbol{\theta} \\ &= \mathbb{E}_{q(\boldsymbol{\theta}|\boldsymbol{\kappa})} \left[ \left( \sum_{i=1}^n \ell(\boldsymbol{\theta}, x_i) + \ell_{\boldsymbol{\kappa}, \pi}^D(\boldsymbol{\theta}) \right) \nabla_{\boldsymbol{\kappa}} \log(q(\boldsymbol{\theta}|\boldsymbol{\kappa})) \right] + \mathbb{E}_{q(\boldsymbol{\theta}|\boldsymbol{\kappa})} [\nabla_{\boldsymbol{\kappa}} \ell_{\boldsymbol{\kappa}, \pi}^D(\boldsymbol{\theta})]. \end{aligned}$$

This derivation is a more general case of the one given in Ranganath et al. (2014), but further simplifies to the one therein if  $D = \text{KLD}$ . The gradient is estimated without bias by sampling  $\boldsymbol{\theta}^{(1:S)}$  from  $q(\boldsymbol{\theta}|\boldsymbol{\kappa})$  and again computing  $\frac{1}{S} \sum_{s=1}^S G(\boldsymbol{\theta}^{(s)})$  for the slightly different

$$G(\boldsymbol{\theta}^{(s)}) = \left[ \sum_{i=1}^n \ell(\boldsymbol{\theta}^{(s)}, x_i) + \ell_{\boldsymbol{\kappa}, \pi}^D(\boldsymbol{\theta}^{(s)}) \right] \nabla_{\boldsymbol{\kappa}} \log(q(\boldsymbol{\theta}^{(s)}|\boldsymbol{\kappa})) + \nabla_{\boldsymbol{\kappa}} \ell_{\boldsymbol{\kappa}, \pi}^D(\boldsymbol{\theta}^{(s)}).$$

### F.3.3 RAO-BLACKWELLIZATION FOR VARIANCE REDUCTION, USING (A2)

If the losses define a markov blanket over the factors  $\boldsymbol{\theta}_j$ , one can employ Rao-Blackwellization for variance reduction. This is done by rewriting for  $q_{-j}(\boldsymbol{\theta}_{-j}|\boldsymbol{\kappa}_{-j}) = \prod_{l=1, l \neq j}^k q_l(\boldsymbol{\theta}_l|\boldsymbol{\kappa}_l)$  the partial derivatives as

$$\nabla_{\boldsymbol{\kappa}_j} L(q) = \nabla_{\boldsymbol{\kappa}_j} \mathbb{E}_{q_j(\boldsymbol{\theta}_j|\boldsymbol{\kappa}_j)} \left[ \mathbb{E}_{q_{-j}(\boldsymbol{\theta}_{-j}|\boldsymbol{\kappa}_{-j})} [L(q)|\boldsymbol{\theta}_j] \right].$$

The hope is then to get around computing as many of the inner expectations over  $q_{-j}(\boldsymbol{\theta}_{-j}|\boldsymbol{\kappa}_{-j})$  as possible. Assume for the moment that at least (D2) holds. Further, denote  $q_{-j}(\boldsymbol{\theta}_{-j}|\boldsymbol{\kappa}_{-j}) = q_{-j}$ ,  $q_j(\boldsymbol{\theta}_j|\boldsymbol{\kappa}_j) = q_j$ , and in similar fashion the distributions  $q^{(j)}$ ,  $q_{-(j)}$ ,  $q$ . Moreover, denote  $\ell_i = \ell(\boldsymbol{\theta}, x_i)$ ,  $\ell^D = \ell_{\boldsymbol{\kappa}, \pi}^D(\boldsymbol{\theta})$  and in a similar fashion  $\ell_i^{(j)}$ ,  $\ell_i^{-(j)}$ . Now, assuming that (A2) holds relative to the factors  $\boldsymbol{\theta}_j$  of the variational family  $\mathcal{Q}$ , one finds

$$\nabla_{\boldsymbol{\kappa}_j} L(q) = \mathbb{E}_{q_j} \left[ \nabla_{\boldsymbol{\kappa}_j} \log(q_j) \left( \mathbb{E}_{q_{-j}} \left[ \sum_{i=1}^n \ell_i^{(j)} \right] + \mathbb{E}_{q_{-j}} [\ell_n^{-(j)}] + \mathbb{E}_{q_{-j}} [\ell^D] \right) \right] + \mathbb{E}_{q_{-j}} [\nabla_{\boldsymbol{\kappa}_j} \ell^D].$$

Observing that  $\mathbb{E}_{q_j} [\nabla_{\boldsymbol{\kappa}_j} \log(q_j)] = 0$  and that  $\mathbb{E}_{q_{-j}} [\ell^{-(j)}]$  is constant in  $\boldsymbol{\theta}_j$  by (A2), this drastically simplifies to

$$\nabla_{\boldsymbol{\kappa}_j} L(q) = \mathbb{E}_{q_j} \left[ \nabla_{\boldsymbol{\kappa}_j} \log(q_j) \mathbb{E}_{q_{-j}} \left[ \sum_{i=1}^n \ell_i^{(j)} \right] + \mathbb{E}_{q_{-j}} [\ell^D + \nabla_{\boldsymbol{\kappa}_j} \ell^D] \right].$$

Next, observe that by virtue of how  $\ell^{(j)}$  was constructed, it holds that we can also simplify

$$\mathbb{E}_{q_j} \left[ \nabla_{\kappa_j} \log(q_j) \mathbb{E}_{q_{-j}} \left[ \sum_{i=1}^n \ell_i^{(j)} \right] \right] = \mathbb{E}_{q^{(j)}} \left[ \sum_{i=1}^n \ell_i^{(j)} \right].$$

Putting the above together, we finally arrive at

$$\begin{aligned} \nabla_{\kappa_j} L(q) &= \mathbb{E}_{q_j} \left[ \nabla_{\kappa_j} \log(q_j) \left( \mathbb{E}_{q_{-j}} \left[ \sum_{i=1}^n \ell_i^{(j)} \right] + \mathbb{E}_{q_{-j}}[\ell^D] \right) + \mathbb{E}_{q_{-j}}[\nabla_{\kappa_j} \ell^D] \right] \\ &= \mathbb{E}_{q^{(j)}} \left[ \nabla_{\kappa_j} \log(q_j) \sum_{i=1}^n \ell_i^{(j)} \right] + \mathbb{E}_q \left[ \nabla_{\kappa_j} \log(q_j) \ell^D + \nabla_{\kappa_j} \ell^D \right]. \end{aligned}$$

which is the final form under (D1). Should (D1) to hold, one can instead use the lower variance estimate

$$\nabla_{\kappa_j} L(q) = \mathbb{E}_{q^{(j)}} \left[ \nabla_{\kappa_j} \log(q_j) \sum_{i=1}^n \ell_i^{(j)} \right] + \nabla_{\kappa_j} D(q|\pi).$$

These derivations are very similar to the ones in the supplement of Ranganath et al. (2014), but importantly the former are restricted to negative log likelihood losses. The more general version presented here holds for arbitrary decomposable losses. The  $J$  terms  $\nabla_{\kappa_j} L(q)$  can be combined into a global gradient estimate simply by setting

$$\nabla_{\kappa} L(q) = (\nabla_{\kappa_1} L(q), \nabla_{\kappa_2} L(q), \dots, \nabla_{\kappa_J} L(q))^T.$$

To make the meaning of (A2) more tangible for the case of general losses, we next provide a short example in the context of multivariate regression.

**Example 5 (Markov blankets without conditional independence)** *Suppose each  $x_i = (x_{i,1}, x_{i,2}, x_{i,3})'$  consists of three measurements that we wish to relate to some other observables  $y_i$  through*

$$\begin{aligned} x_{i,1} &= a + y_i b + \xi_1 \\ x_{i,2} &= b + y_i c + \xi_2 \\ x_{i,3} &= d + \xi_3 \end{aligned}$$

where  $\xi_j$  are unknown slack variables (or errors), the parameters of interest are  $\theta = (a, b, c, d, e)$  and we wish to produce a belief distribution over  $\theta$  that is informative about good values of  $\theta$  relative to some prediction loss

$$\ell(\theta, x_i) = \|f_1^1(\theta_1, \theta_{(1)}, y_i) - x_{i,1}\|_p^p + \|f_2^2(\theta_1, \theta_{(1)}, y_i) - x_{i,2}\|_p^p + \|f_2^3(\theta_2, \theta_{(2)}, y_i) - x_{i,3}\|_p^p,$$

where  $\|\cdot\|_p^p$  denotes some  $p$ -norm for  $p \geq 1$  and  $f_l^j$  seeks to predict only the  $l$ -th dimension of  $x_i$  by means of the  $l$ -th factor of  $\theta$  and its blanket. Suppose that  $f_l^j$  will correspond to the

$l$ -th row written down in the above model for  $x_i$  (excluding of course the error term), which means that

$$\begin{aligned} f_1^1(\boldsymbol{\theta}_1, \boldsymbol{\theta}_{(1)}) &= a + y_i b \\ f_2^2(\boldsymbol{\theta}_1, \boldsymbol{\theta}_{(1)}, y_i) &= b + y_i c \\ f_2^3(\boldsymbol{\theta}_2, \boldsymbol{\theta}_{(2)}, y_i) &= d \end{aligned}$$

In this case, the two factors of  $\boldsymbol{\theta}$  will clearly be given by

$$\boldsymbol{\theta}_1 = (a, b, c)^T, \quad \boldsymbol{\theta}_2 = (d).$$

As before, one will in practice need to approximate the gradients with a sample  $\boldsymbol{\theta}^{(1:S)}$  drawn from  $q(\boldsymbol{\theta}|\boldsymbol{\kappa})$ . For one of the fixed samples  $\boldsymbol{\theta}^{(s)}$ , the relevant terms are computed as

$$G_j(\boldsymbol{\theta}^{(s)}) = \nabla_{\boldsymbol{\kappa}_j} \log(q_j(\boldsymbol{\theta}_j^{(s)}|\boldsymbol{\kappa}_j)) \sum_{i=1}^n \ell^{(j)}(\boldsymbol{\theta}_j^{(s)}, \boldsymbol{\theta}_{(j)}^{(s)}, x_i) + \tilde{D}(s, j)$$

for some function  $\tilde{D}(s, j)$ . If (D2) holds and there is no closed form for the uncertainty quantifier, this function is given by

$$\tilde{D}(s, j) = \nabla_{\boldsymbol{\kappa}_j} \log(q_j(\boldsymbol{\theta}_j^{(s)}|\boldsymbol{\kappa}_j)) \ell_{\pi, \boldsymbol{\kappa}}^D(\boldsymbol{\theta}^{(s)}) + \nabla_{\boldsymbol{\kappa}_j} \ell_{\pi, \boldsymbol{\kappa}}^D(\boldsymbol{\theta}^{(s)})$$

and in case the stricter requirement (D1) holds, it is simply given by the closed form

$$\tilde{D}(s, j) = \nabla_{\boldsymbol{\kappa}_j} D(q|\pi).$$

#### F.4 BBGVI if neither (A2) nor (A3) hold

It is of course possible that neither (A2) nor (A3) hold. Alternatively, it may simply be convenient to build an implementation that can work reliably without imposing any assumptions. In this case, one will have to use the naive version of BBGVI that is given in the main paper and only depends on the distinction between (D2) and (D1). However—even though we do not do so in our experiments—there still are valid black box variance reduction techniques for this case. The next section presents these techniques, again by adapting notation and logic from Ranganath et al. (2014).

#### F.5 Generically applicable variance reduction

While the Rao-Blackwellization variance reduction will generally be more effective, some variance reduction techniques can work in circumstances where Rao-Blackwellization does not. Conversely, this means that if the Rao-Blackwellization is applicable, one can actually deploy two variance reduction schemes at once to substantially speed up convergence. The control variate we use is simply

$$h(\boldsymbol{\theta}) = \nabla_{\boldsymbol{\kappa}} \log q(\boldsymbol{\theta}|\boldsymbol{\kappa})$$

with an optimal scaling parameter that can be estimated as

$$\hat{a}^* = \frac{\sum_{s=1}^S \widehat{\text{Cov}}(L(\boldsymbol{\theta}^{(s)}), h(\boldsymbol{\theta}^{(s)}))}{\sum_{s=1}^S \widehat{\text{Var}}(h(\boldsymbol{\theta}^{(s)}))}.$$

Based on this, one may now compute the variance reduced term  $G_{\text{VR}}(\boldsymbol{\theta}^{(s)})$  from  $G(\boldsymbol{\theta}^{(s)})$  as

$$G_{\text{VR}}(\boldsymbol{\theta}^{(s)}) = G(\boldsymbol{\theta}^{(s)}) - \hat{a}^* \cdot h(\boldsymbol{\theta}^{(s)}).$$

Of course, the exact same logic can be applied to the Rao-Blackwellized terms  $G_j(\boldsymbol{\theta}^{(s)})$  to reduce the variance a second time.

## Appendix G. Closed forms for divergences & proof of Proposition 27

This section proves various closed forms for the uncertainty quantifiers in the GVI problem. We do so by proving conditions for closed forms of the  $\alpha\beta\gamma$ -divergence ( $D_G^{(\alpha,\beta,r)}$ ) introduced in Appendix A. Note that the special case of these results for the  $D_{AR}^{(\alpha)}$  has been derived before (see Gil et al., 2013; Gil, 2011; Liese and Vajda, 1987). Unlike previous work, our results apply to a range of other divergences, too. This is convenient because all other robust divergences we discuss throughout the paper are special cases of  $D_G^{(\alpha,\beta,r)}$ .

### G.1 High-level overview of results and preliminaries

Summarizing some of the most important findings of this section, we find that if both  $q(\boldsymbol{\theta})$  and  $\pi(\boldsymbol{\theta})$  are in the same exponential variational family  $\mathcal{Q}$ ,

- $D_{AR}^{(\alpha)}(q||\pi)$  and  $D_A^{(\alpha)}(q|\pi)$  are always available in closed form if  $\alpha \in (0, 1)$  (see Corollary 45)
- $D_{AR}^{(\alpha)}(q||\pi)$  and  $D_A^{(\alpha)}(q|\pi)$  are available in closed form if  $\alpha > 1$  for most exponential families (see again Corollary 45)
- $D_B^{(\beta)}(q||\pi)$  and  $D_G^{(\gamma)}(q||\pi)$  are available in closed form for  $\beta > 1$  and  $\gamma > 1$  for most exponential families (See Corollary 51).

We note that these findings are interesting because closed forms for the divergence term drastically reduce the variance of black box GVI, see also Appendix F. The remainder of this section is devoted to tedious but rigorous derivations of these findings. Before stating any results, it is useful to state the definition of an exponential family and its natural parameter space upon which the proofs rely.

**Definition 41 (Exponential families)** *Object  $\theta \in \Theta \subset \mathbb{R}^d$ ,  $d \geq 1$  has an exponential family distribution with parameters  $\boldsymbol{\kappa} \in \mathbf{K} \subset \mathbb{R}^{p'}$ ,  $p' \geq 1$  if there exist functions  $\eta : \mathbf{K} \rightarrow \mathcal{N} \subset \mathbb{R}^p$ ,  $p \geq 1$ ,  $T : \Theta \rightarrow \mathcal{T} \subset \mathbb{R}^p$ ,  $h : \Theta \rightarrow \mathbb{R}_{\geq 0}$  and  $A : \mathcal{N} \rightarrow \mathbb{R}$  such that*

$$p(\boldsymbol{\theta}|\boldsymbol{\eta}(\boldsymbol{\kappa})) = h(\boldsymbol{\theta}) \exp \{ \boldsymbol{\eta}(\boldsymbol{\kappa})^T T(\boldsymbol{\theta}) - A(\boldsymbol{\eta}(\boldsymbol{\kappa})) \},$$

where  $A(\boldsymbol{\eta}(\boldsymbol{\kappa})) = -\log(\int h(\boldsymbol{\theta}) \exp \{ \boldsymbol{\eta}(\boldsymbol{\kappa})^T T(\boldsymbol{\theta}) \} d\boldsymbol{\theta})$ . The set  $\mathcal{N}$  is called the natural parameter space and is defined to ensure  $p(\boldsymbol{\theta}|\boldsymbol{\eta}(\boldsymbol{\kappa}))$  is a normalised probability density,  $\mathcal{N} = \{ \boldsymbol{\eta}(\boldsymbol{\kappa}) : A(\boldsymbol{\eta}(\boldsymbol{\kappa})) < \infty \}$ .

Throughout the rest of this section, we assume that the following condition holds for both the prior and the variational family  $\mathcal{Q}$ .

**Condition 1 (The prior and variational families)** *It holds that*



i) the variational family  $\mathcal{Q} = \{q(\boldsymbol{\theta}|\eta(\boldsymbol{\kappa}))\}$  is an exponential family of the form given by Definition 41

ii) the prior  $\pi(\boldsymbol{\theta}|\eta(\boldsymbol{\kappa}_0))$  is a member of that variational family.

Amongst other things, this implies that the log-normalising constant is a closed form function of the natural parameters and that we can derive generic conditions for closed forms by using the canonical representation of exponential families.

To showcase the implications of the derived results, we use the Multivariate Gaussian (MVN) to provide examples along the way.

**Definition 42 (The MVN exponential family)** The density of the MVN exponential family for vector  $\boldsymbol{\theta}$  of dimension  $d$  is  $p(\boldsymbol{\theta}|\eta(\boldsymbol{\kappa})) = h(\boldsymbol{\theta}) \exp\{\eta(\boldsymbol{\kappa})^T T(\boldsymbol{\theta}) - A(\eta(\boldsymbol{\kappa}))\}$  where

$$\begin{aligned} \eta(\boldsymbol{\kappa}) &= \begin{pmatrix} \mathbf{V}^{-1}\boldsymbol{\mu} \\ -\frac{1}{2}\mathbf{V}^{-1} \end{pmatrix} & T(\boldsymbol{\theta}) &= \begin{pmatrix} \boldsymbol{\theta} \\ \boldsymbol{\theta}\boldsymbol{\theta}^T \end{pmatrix} \\ h(\boldsymbol{\theta}) &= (2\pi)^{-d/2} & A(\eta(\boldsymbol{\kappa})) &= \left[ \frac{1}{2} \log |\mathbf{V}| + \frac{1}{2} \boldsymbol{\mu} \mathbf{V}^{-1} \boldsymbol{\mu} \right] \end{aligned}$$

and the natural parameter space requires that  $\boldsymbol{\mu}$  is a real valued vector of the same dimension as  $\boldsymbol{\theta}$  and  $\mathbf{V}$  is a  $d \times d$  symmetric semi-positive definite matrix.

## G.2 Results, proofs & examples

The remainder of this section is structured as follows: First, we give the main result for the  $\alpha\beta\gamma$ -divergence ( $D_G^{(\alpha,\beta,r)}$ ) in Proposition 43. This ‘‘master result’’ is then applied to various special cases for  $D_G^{(\alpha,\beta,r)}$  that are of practical interest, namely the  $\alpha$ -divergence ( $D_A^{(\alpha)}$ ), Rényi’s  $\alpha$ -divergence ( $D_{AR}^{(\alpha)}$ ), the  $\beta$ -divergence ( $D_B^{(\beta)}$ ) as well the  $\gamma$ -divergence ( $D_G^{(\gamma)}$ ).

### G.2.1 MASTER RESULT FOR $D_G^{(\alpha,\beta,r)}$

While the following result and corresponding proof are somewhat tedious to read, they are conceptually simple: In fact, all that is needed to derive the results is some basic algebra and the canonical form of the exponential family.

**Proposition 43 (Closed form  $D_G^{(\alpha,\beta,r)}$  between exponential families)** The  $D_G^{(\alpha,\beta,r)}$  between a variational posterior  $q(\boldsymbol{\theta}|\boldsymbol{\kappa}_n)$  and prior  $\pi(\boldsymbol{\theta}|\boldsymbol{\kappa}_0)$  is available in closed form under the following conditions

- i)  $\eta(\boldsymbol{\kappa}_0), \eta(\boldsymbol{\kappa}_n) \in \mathcal{N} \Rightarrow (\alpha\eta(\boldsymbol{\kappa}_0) + (\beta - 1)\eta(\boldsymbol{\kappa}_n)) \in \mathcal{N}$ ;
- ii)  $\mathbb{E}_{p(\boldsymbol{\theta}|\eta(\boldsymbol{\kappa}))} [h(\boldsymbol{\theta})^{\alpha+\beta-2}]$  is a closed form function of  $\eta(\boldsymbol{\kappa}) \in \mathcal{N}$ .

If these conditions hold the  $D_G^{(\alpha,\beta,r)}$  can be written as

$$\begin{aligned} & \tilde{D}_G^{(\alpha,\beta)}(q(\boldsymbol{\theta}|\boldsymbol{\kappa}_n)||\pi(\boldsymbol{\theta}|\boldsymbol{\kappa}_0)) \\ &= \alpha B(\boldsymbol{\kappa}_n, (\alpha + \beta - 1))E(\boldsymbol{\kappa}_n, (\alpha + \beta - 1)) + (\beta - 1)B(\boldsymbol{\kappa}_0, (\alpha + \beta - 1))E(\boldsymbol{\kappa}_0, (\alpha + \beta - 1)) \\ & \quad - (\alpha + \beta - 1)C(\boldsymbol{\kappa}_n, \boldsymbol{\kappa}_0, \alpha, (\beta - 1))\tilde{E}(\boldsymbol{\kappa}_n, \boldsymbol{\kappa}_0, \alpha, (\beta - 1)) \end{aligned}$$

where

$$\begin{aligned}
 B(\boldsymbol{\kappa}, \delta) &= \frac{\exp\{A(\delta\eta(\boldsymbol{\kappa}))\}}{\exp\{A(\eta(\boldsymbol{\kappa}))\}^\delta}, & C(\boldsymbol{\kappa}_1, \boldsymbol{\kappa}_2, \delta_1, \delta_2) &= \frac{\exp\{A(\delta_1\eta(\boldsymbol{\kappa}_1) + \delta_2\eta(\boldsymbol{\kappa}_2))\}}{\exp\{A(\eta(\boldsymbol{\kappa}_1))\}^{\delta_1} \exp\{A(\eta(\boldsymbol{\kappa}_2))\}^{\delta_2}} \\
 E(\boldsymbol{\kappa}, \delta) &= \mathbb{E}_{p(\boldsymbol{\theta}|\delta\eta(\boldsymbol{\kappa}))} \left[ h(\boldsymbol{\theta})^{\delta-1} \right], & \tilde{E}(\boldsymbol{\kappa}_1, \boldsymbol{\kappa}_2, \delta_1, \delta_2) &= \mathbb{E}_{p(\boldsymbol{\theta}|\delta_1\eta(\boldsymbol{\kappa}_1) + \delta_2\eta(\boldsymbol{\kappa}_2))} \left[ h(\boldsymbol{\theta})^{\delta_1 + \delta_2 - 1} \right]
 \end{aligned}$$

we suppress the dependence of these functions on  $A(\cdot)$  and  $h(\cdot)$  as these derive from the definition of the exponential family (Definition 41).

**Proof** The  $D_G^{(\alpha, \beta, r)}$  is a closed form function of  $\tilde{D}_G^{(\alpha, \beta)}$  given in Definition 30. Hence if  $\tilde{D}_G^{(\alpha, \beta)}$  is available in closed form, then so is  $D_G^{(\alpha, \beta, r)}$ . In order to ensure that  $\tilde{D}_G^{(\alpha, \beta)}(q(\boldsymbol{\theta}|\boldsymbol{\kappa}_n)|\pi(\boldsymbol{\theta}|\boldsymbol{\kappa}_0))$  has closed form, we need to make sure the three integrals below are available in closed form for the exponential family.

$$\begin{aligned}
 G_1 &:= \int q(\boldsymbol{\theta}|\boldsymbol{\kappa}_n)^{\alpha+\beta-1} d\boldsymbol{\theta}, & G_2 &:= \int \pi(\boldsymbol{\theta}|\boldsymbol{\kappa}_0)^{\alpha+\beta-1} d\boldsymbol{\theta}, \\
 G_3 &:= \int q(\boldsymbol{\theta}|\boldsymbol{\kappa}_n)^\alpha \pi(\boldsymbol{\theta}|\boldsymbol{\kappa}_0)^{\beta-1} d\boldsymbol{\theta}.
 \end{aligned}$$

First we tackle  $G_1$ .

$$\begin{aligned}
 G_1 &= \int h(\boldsymbol{\theta})^{\alpha+\beta-1} \exp\{(\alpha + \beta - 1)\eta(\boldsymbol{\kappa}_n)^T T(\boldsymbol{\theta}) - (\alpha + \beta - 1)A(\eta(\boldsymbol{\kappa}_n))\} d\boldsymbol{\theta} \\
 &= \exp\{A((\alpha + \beta - 1)\eta(\boldsymbol{\kappa}_n)) - (\alpha + \beta - 1)A(\eta(\boldsymbol{\kappa}_n))\} \mathbb{E}_{p(\boldsymbol{\theta}|\alpha+\beta-1)\eta(\boldsymbol{\kappa}_n)} \left[ h(\boldsymbol{\theta})^{\alpha+\beta-2} \right],
 \end{aligned}$$

where condition (i) with  $\eta(\boldsymbol{\kappa}_0) = \eta(\boldsymbol{\kappa}_n)$  ensures that

$$A((\alpha + \beta - 1)\eta(\boldsymbol{\kappa}_n)) = \int h(\boldsymbol{\theta}) \exp\{(\alpha + \beta - 1)\eta(\boldsymbol{\kappa}_n)^T T(\boldsymbol{\theta})\} d\boldsymbol{\theta} < \infty,$$

which in turn ensures that  $p(\boldsymbol{\theta}|\alpha + \beta - 1)\eta(\boldsymbol{\kappa}_n)$  is a normalised probability density and that  $\mathbb{E}_{p(\boldsymbol{\theta}|\alpha+\beta-1)\eta(\boldsymbol{\kappa}_n)} \left[ h(\boldsymbol{\theta})^{\alpha+\beta-2} \right]$  is a valid expectation. Now, condition (ii) guarantees this is a closed form function of  $\eta(\boldsymbol{\kappa}_n)$ . Similarly for  $G_2$ ,

$$\begin{aligned}
 G_2 &= \int h(\boldsymbol{\theta})^{\alpha+\beta-1} \exp\{(\alpha + \beta - 1)\eta(\boldsymbol{\kappa}_0)^T T(\boldsymbol{\theta}) - (\alpha + \beta - 1)A(\eta(\boldsymbol{\kappa}_0))\} d\boldsymbol{\theta} \\
 &= \exp\{A((\alpha + \beta - 1)\eta(\boldsymbol{\kappa}_0)) - (\alpha + \beta - 1)A(\eta(\boldsymbol{\kappa}_0))\} \mathbb{E}_{p(\boldsymbol{\theta}|\alpha+\beta-1)\eta(\boldsymbol{\kappa}_0)} \left[ h(\boldsymbol{\theta})^{\alpha+\beta-2} \right],
 \end{aligned}$$

where in analogy to  $G_1$ , conditions (i) and (ii) with  $\eta(\boldsymbol{\kappa}_k) = \eta(\boldsymbol{\kappa}_0)$  ensure this has a closed form. Lastly for  $G_3$ ,

$$\begin{aligned}
 G_3 &= \int h(\boldsymbol{\theta})^\alpha \exp\{\alpha\eta(\boldsymbol{\kappa}_n)^T T(\boldsymbol{\theta}) - \alpha A(\eta(\boldsymbol{\kappa}_n))\} \\
 &\quad \cdot h(\boldsymbol{\theta})^{\beta-1} \exp\{(\beta - 1)\eta(\boldsymbol{\kappa}_0)^T T(\boldsymbol{\theta}) - (\beta - 1)A(\eta(\boldsymbol{\kappa}_0))\} d\boldsymbol{\theta} \\
 &= \exp\{A(\alpha\eta(\boldsymbol{\kappa}_n) + (\beta - 1)\eta(\boldsymbol{\kappa}_0)) - \alpha A(\eta(\boldsymbol{\kappa}_n)) - (\beta - 1)A(\eta(\boldsymbol{\kappa}_0))\} \\
 &\quad \cdot \mathbb{E}_{p(\boldsymbol{\theta}|\alpha\eta(\boldsymbol{\kappa}_n) + (\beta-1)\eta(\boldsymbol{\kappa}_0))} \left[ h(\boldsymbol{\theta})^{\alpha+\beta-2} \right],
 \end{aligned}$$

where once again in analogy to  $G_1$  and  $G_2$ , conditions (i) and (ii) ensure this is a closed form function of  $\eta(\boldsymbol{\kappa}_n)$  and  $\eta(\boldsymbol{\kappa}_0)$ .

Therefore, provided conditions (i) and(ii) hold, the integrals  $G_1, G_2$  and  $G_3$  are available in closed form, implying that the same holds for  $D_G^{(\alpha, \beta, r)}(q(\boldsymbol{\theta}|\boldsymbol{\kappa}_n)||\pi(\boldsymbol{\theta}|\boldsymbol{\kappa}_0))$ . ■

**Remark 44 (Conditions of Proposition 43 for the MVN exponential family)** *In order to illuminate the meaning and generality of the conditions of Theorem 43, we apply them to the MVN exponential family described in Definition 42. In this case the two conditions become:*

i) For  $\boldsymbol{\mu}^* := \left\{ \boldsymbol{\mu}_1 + \boldsymbol{\mu}_2 - \left( \left( \frac{1}{\alpha} \mathbf{V}_1 \right)^{-1} + \left( \frac{1}{\beta-1} \mathbf{V}_2 \right)^{-1} \right)^{-1} \left( \left( \frac{1}{\alpha} \mathbf{V}_1 \right)^{-1} \boldsymbol{\mu}_2 + \left( \frac{1}{\beta-1} \mathbf{V}_2 \right)^{-1} \boldsymbol{\mu}_1 \right) \right\}$   
we require that

$$\begin{aligned} \alpha \begin{pmatrix} \mathbf{V}_1^{-1} \boldsymbol{\mu}_1 \\ -\frac{1}{2} \mathbf{V}_1^{-1} \end{pmatrix} + (\beta - 1) \begin{pmatrix} \mathbf{V}_2^{-1} \boldsymbol{\mu}_2 \\ -\frac{1}{2} \mathbf{V}_2^{-1} \end{pmatrix} &= \begin{pmatrix} \left( \frac{1}{\alpha} \mathbf{V}_1 \right)^{-1} \boldsymbol{\mu}_1 + \left( \frac{1}{\beta-1} \mathbf{V}_2 \right)^{-1} \boldsymbol{\mu}_2 \\ -\frac{1}{2} \left\{ \left( \frac{1}{\alpha} \mathbf{V}_1 \right)^{-1} + \left( \frac{1}{\beta-1} \mathbf{V}_2 \right)^{-1} \right\} \end{pmatrix} \\ &= \begin{pmatrix} \left\{ \left( \frac{1}{\alpha} \mathbf{V}_1 \right)^{-1} + \left( \frac{1}{\beta-1} \mathbf{V}_2 \right)^{-1} \right\} \boldsymbol{\mu}^* \\ -\frac{1}{2} \left\{ \left( \frac{1}{\alpha} \mathbf{V}_1 \right)^{-1} + \left( \frac{1}{\beta-1} \mathbf{V}_2 \right)^{-1} \right\} \end{pmatrix} \in \mathcal{N} \end{aligned}$$

ii)  $\mathbb{E}_{p(\boldsymbol{\theta}|\eta(\boldsymbol{\kappa}))} \left[ (2\pi)^{-d/2(\alpha+\beta+2)} \right] = (2\pi)^{-d/2(\alpha+\beta+2)} = f(\eta(\boldsymbol{\kappa}))$  where  $f$  is a closed form function.

Part ii) shows that the second condition is trivially satisfied for the MVN exponential family. Part i) shows that for the MVN exponential family, the first condition is satisfied provided  $(V^*)^{-1} = \left\{ \left( \frac{1}{\alpha} \mathbf{V}_1 \right)^{-1} + \left( \frac{1}{\beta-1} \mathbf{V}_2 \right)^{-1} \right\}$  is a positive definite matrix. This condition is enough to ensure that  $V^*$  is invertible and thus that  $\boldsymbol{\mu}^*$  is well-defined. We elaborate further on what this means for certain parametrisations below.

### G.2.2 COROLLARY: THE SPECIAL CASES OF $D_A^{(\alpha)}$ , $D_{AR}^{(\alpha)}$

Next, we consider the  $D_A^{(\alpha)}$  and  $D_{AR}^{(\alpha)}$  special cases of the  $D_G^{(\alpha, \beta, r)}$  family. Definitions 31 and 32 can be used to show that the  $D_{AR}^{(\alpha)}$  is available as the following closed form function of the  $D_A^{(\alpha)}$ . In particular, it holds that

$$D_{AR}^{(\alpha)}(q(\boldsymbol{\theta})||\pi(\boldsymbol{\theta})) = \frac{1}{\alpha(\alpha-1)} \log \left\{ 1 + \alpha(1-\alpha) D_A^{(\alpha)}(q(\boldsymbol{\theta})||\pi(\boldsymbol{\theta})) \right\}. \quad (29)$$

Thus, as demonstrated in Corollary 46 below, the  $D_A^{(\alpha)}$  being available in closed form immediately provides the  $D_{AR}^{(\alpha)}$  in closed form. Before stating these results, we note that Gil et al. (2013); Gil (2011); Liese and Vajda (1987) have shown our closed form results for the  $D_{AR}^{(\alpha)}$  (and thus implicitly the  $D_A^{(\alpha)}$ ) before. We nevertheless think there is merit in stating them, since our results refer to the  $D_G^{(\alpha, \beta, r)}$  and thus are more general, recovering both the  $D_A^{(\alpha)}$  and  $D_{AR}^{(\alpha)}$  only as a special case.

**Corollary 45 (Closed form  $D_A^{(\alpha)}$  for exponential families)** *The  $D_A^{(\alpha)}$  between a variational posterior  $q(\boldsymbol{\theta}|\boldsymbol{\kappa}_n)$  and prior  $\pi(\boldsymbol{\theta}|\boldsymbol{\kappa}_0)$  is available in closed form under the following conditions*

$$i) (\alpha\eta(\boldsymbol{\kappa}_n) + (1 - \alpha)\eta(\boldsymbol{\kappa}_0)) \in \mathcal{N}$$

and in this case the  $D_A^{(\alpha)}$  can be written as

$$D_A^{(\alpha)}(q(\boldsymbol{\theta}|\boldsymbol{\kappa}_n)||\pi(\boldsymbol{\theta}|\boldsymbol{\kappa}_0)) = \frac{1}{\alpha(1 - \alpha)} [1 - C(\boldsymbol{\kappa}_n, \boldsymbol{\kappa}_0, \alpha, (1 - \alpha))],$$

where  $C(\boldsymbol{\kappa}_1, \boldsymbol{\kappa}_2, \delta_1, \delta_2)$  was defined in Proposition 43 .

**Proof** Following Cichocki and Amari (2010) the single-parameter  $D_A^{(\alpha)}$  is recovered as a member of the  $D_G^{(\alpha, \beta, r)}$  family when  $r = 1$  and  $\beta = 2 - \alpha$ . In this situation, Condition (ii) of Theorem 43 holds automatically and we are left with Condition (i). Substituting  $\beta = 2 - \alpha$  provides Condition (i) of the Theorem above.

If  $\alpha \in (0, 1)$  then the convexity of the natural parameter space ensures that providing  $\eta(\boldsymbol{\kappa}_n) \in \mathcal{N}$  and  $\eta(\boldsymbol{\kappa}_0) \in \mathcal{N}$  then  $\alpha\eta(\boldsymbol{\kappa}_n) + (1 - \alpha)\eta(\boldsymbol{\kappa}_0) \in \mathcal{N}$ . If  $\alpha < 0$  or  $\alpha > 1$ , then this can no longer be guaranteed. ■

Corollary 46 is then an immediate consequence of Corollary 45.

**Corollary 46 (Closed form  $D_{AR}^{(\alpha)}$  for exponential families)** *The  $D_{AR}^{(\alpha)}$  between a variational posterior  $q(\boldsymbol{\theta}|\boldsymbol{\kappa}_n)$  and prior  $\pi(\boldsymbol{\theta}|\boldsymbol{\kappa}_0)$  will have closed form providing the  $D_A^{(\alpha)}$  between the same two densities for the same value of  $\alpha$  has closed form.*

**Proof** The proof of this follows immediately from the fact that the  $D_{AR}^{(\alpha)}$  can be recovered using the closed form function of the  $D_A^{(\alpha)}$  shown in eq. (29) ■

**Remark 47 (Conditions for Corollary 45 for the MVN exponential family)** *The condition that  $\alpha\eta(\boldsymbol{\kappa}_n) + (1 - \alpha)\eta(\boldsymbol{\kappa}_0) \in \mathcal{N}$  can only be guaranteed for  $\alpha \in (0, 1)$ . However we can see from Remark 44 that provided  $\mathbf{V}^* = \left( \left( \frac{1}{\alpha} \mathbf{V}_1 \right)^{-1} + \left( \frac{1}{\beta-1} \mathbf{V}_2 \right)^{-1} \right)^{-1}$  is a symmetric semi-positive definite (SPD) matrix for  $\beta = 2 - \alpha$  then this condition will be satisfied. For  $\alpha > 1$  or  $\alpha < 0$  we cannot guarantee that  $\mathbf{V}^*$  is SPD. However, we implement the  $D_{AR}^{(\alpha)}$  to quantify uncertainty for  $\alpha > 1$  in the main paper. Corollary 45 demonstrates that these parameters will still produce a closed form divergence provided the prior has sufficiently large variance, which can always be guaranteed to hold in practice.*

### G.2.3 COROLLARY: THE SPECIAL CASES OF $D_B^{(\beta)}$ , $D_G^{(\gamma)}$

Next, we turn attention to the  $\beta$ - and  $\gamma$ -divergence families. Definition 34 shows that the  $D_G^{(\gamma)}$  can be recovered as a closed form function of the terms of the  $D_B^{(\beta)}$  and thus, as demonstrated in Corollary 49 below, the  $D_B^{(\beta)}$  being available in closed form immediately provides that the  $D_G^{(\gamma)}$  is available in closed form While the conditions for these are slightly more restrictive than they were for the  $D_A^{(\alpha)}$  and  $D_{AR}^{(\alpha)}$ , one can still obtain closed form uncertainty quantifiers for a large range of settings.

**Corollary 48 (Closed form  $D_B^{(\beta)}$  for exponential families)** *The  $D_B^{(\beta)}$  between a variational posterior  $q(\boldsymbol{\theta}|\boldsymbol{\kappa}_n)$  and prior  $\pi(\boldsymbol{\theta}|\boldsymbol{\kappa}_0)$  is available in closed form under the following conditions*

- i)  $\eta(\boldsymbol{\kappa}_1), \eta(\boldsymbol{\kappa}_2) \in \mathcal{N} \Rightarrow ((\beta - 1)\eta(\boldsymbol{\kappa}_1) + \eta(\boldsymbol{\kappa}_2)) \in \mathcal{N}$
- ii)  $\mathbb{E}_{p(\boldsymbol{\theta}|\eta(\boldsymbol{\kappa}))} [h(\boldsymbol{\theta})^{\beta-1}]$  is a closed form function of  $\eta(\boldsymbol{\kappa}) \in \mathcal{N}$ .

and in this case the  $D_B^{(\beta)}$  can be written as

$$D_B^{(\beta)}(q(\boldsymbol{\theta}|\boldsymbol{\kappa}_n)||\pi(\boldsymbol{\theta}|\boldsymbol{\kappa}_0)) = \frac{1}{\beta(\beta - 1)}B(\boldsymbol{\kappa}_n, \beta)E(\boldsymbol{\kappa}_n, \beta) + \frac{1}{\beta}B(\boldsymbol{\kappa}_0, \beta)E(\boldsymbol{\kappa}_0, \beta) - \frac{1}{(\beta - 1)}C(\boldsymbol{\kappa}_n, \boldsymbol{\kappa}_0, 1, (\beta - 1))\tilde{E}(\boldsymbol{\kappa}_n, \boldsymbol{\kappa}_0, 1, (\beta - 1)),$$

where the functions  $B(\boldsymbol{\kappa}, \delta)$ ,  $C(\boldsymbol{\kappa}_1, \boldsymbol{\kappa}_2, \delta_1, \delta_2)$ ,  $E(\boldsymbol{\kappa}, \delta)$  and  $\tilde{E}(\boldsymbol{\kappa}_1, \boldsymbol{\kappa}_2, \delta_1, \delta_2)$  are defined in Proposition 43.

**Proof** Following Cichocki and Amari (2010), the single-parameter  $D_B^{(\beta)}$  is recovered as a member of the  $D_G^{(\alpha, \beta, r)}$  family when  $r = 1$  and  $\alpha = 1$ . In this situation, Condition (i)-(ii) of Theorem 43 become (i)-(ii) above.  $\blacksquare$

Corollary 49 is then an immediate consequence of Corollary 48.

**Corollary 49 (Closed form  $D_G^{(\gamma)}$  for exponential families)** *The  $D_G^{(\gamma)}$  between a variational posterior  $q(\boldsymbol{\theta}|\boldsymbol{\kappa}_n)$  and prior  $\pi(\boldsymbol{\theta}|\boldsymbol{\kappa}_0)$  will have closed form providing the  $D_B^{(\beta)}$  between the same two densities with  $\beta = \gamma$  has closed form.*

**Proof** The proof of this follows immediately from the fact that the  $D_G^{(\gamma)}$  can be recovered from the  $D_B^{(\beta)}$  using closed form function as outlined in Definition 34.  $\blacksquare$

**Remark 50 (Conditions for Corollary 48 under the MVN exponential family)** *Following Remark 44, Corollary 48 is satisfied providing  $\mathbf{V}^* = \left( (\mathbf{V}_n)^{-1} + \left( \frac{1}{\beta-1} \mathbf{V}_0 \right)^{-1} \right)^{-1}$  is a symmetric SPD matrix. The sum of two symmetric SPD matrices is symmetric SPD and additionally the inverse of a symmetric SPD matrix is also SPD. Therefore provided  $\beta > 1$  we can be sure that Condition iii) will be satisfied. Similarly to Remark 47, when  $\beta < 1$  closed forms will require that the prior has a sufficiently large variance.*

In fact Remark 50 can be extended to many other exponential families if we constrain  $\beta = \gamma > 1$ , this is formalised in Corollary 51.

**Corollary 51 (Closed form  $D_B^{(\beta)}$  and  $D_G^{(\gamma)}$  for exponential families when  $\beta = \gamma > 1$ )** *When  $\beta = \gamma > 1$ , the conditions for Corollary 48 are satisfied by any exponential family whose  $h(\boldsymbol{\theta})$  is a constant function of  $\boldsymbol{\theta}$  and whose natural parameter space is closed under addition and scalar multiplication. This includes the Beta, Gamma, Gaussian, exponential and Laplace families.*

**Proof** The proof of Corollary 51 follows straight from that of Corollary 48.  $\blacksquare$

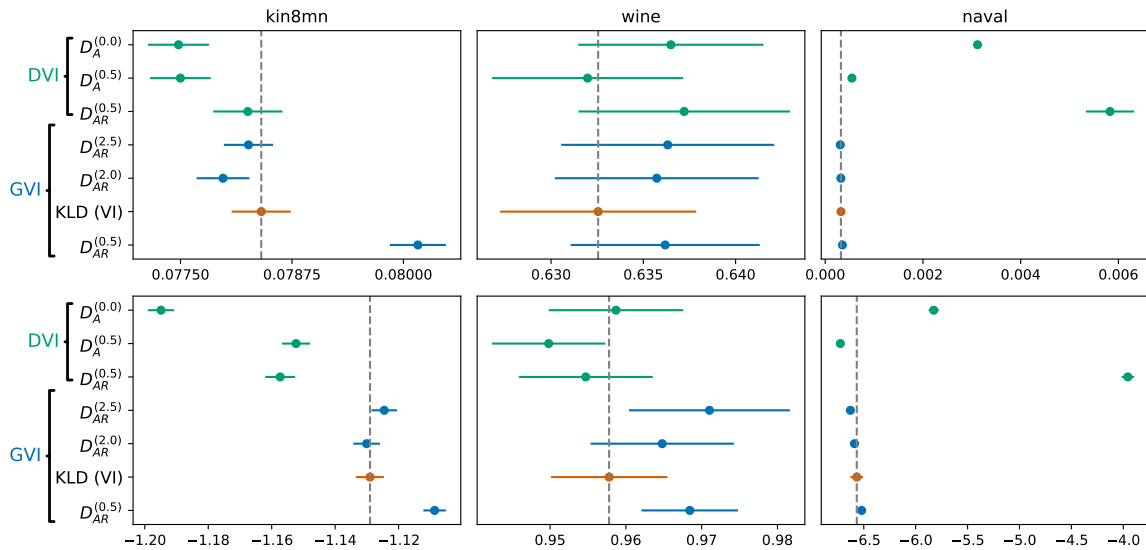


Figure 21: Top row depicts RMSE, bottom row the NLL across a range of data sets using BNNs. Dots correspond to means, whiskers the standard errors. The further to the left, the better the predictive performance. For the depicted selection of data sets, no common pattern exists for the performance differences between **standard VI**, **DVI** and **GVI**.

## Appendix H. Experiments

While the most interesting findings of our numerical studies can be found in the main paper, here we give a brief overview over additional results. More importantly, we state the proofs for the theoretical groundwork necessary to deploy GVI on DGPs.

### H.1 Bayesian Neural Networks (BNNs)

We provide two more sets of experiments for further insights into BNNs. The first set consists in three more data sets with the same settings as used in the main paper. While these findings do not change the overall picture, they do require more careful analysis and dissemination. The second set of results investigates the interaction between robustifying inference relative to the loss with robustifying it relative to the prior. The results suggest a clear relationship for predictive performance as measured by the root mean square error: If robust losses are used, the KLD generally performs better. Moreover, the combination of robust loss and  $D = \text{KLD}$  outperforms VI and the investigated DVI methods on all data sets studied. The relationship is less clear for the predictive negative log likelihood, both between loss and uncertainty quantifier as well as between the performance to be expected under GVI, VI and DVI.

#### H.1.1 FIRST SET OF ADDITIONAL EXPERIMENTS (FIGURE 21)

Figure 21 provides the predictive outcomes on three more data sets using the exact same settings and experimental setup as described in the main paper. The findings generally

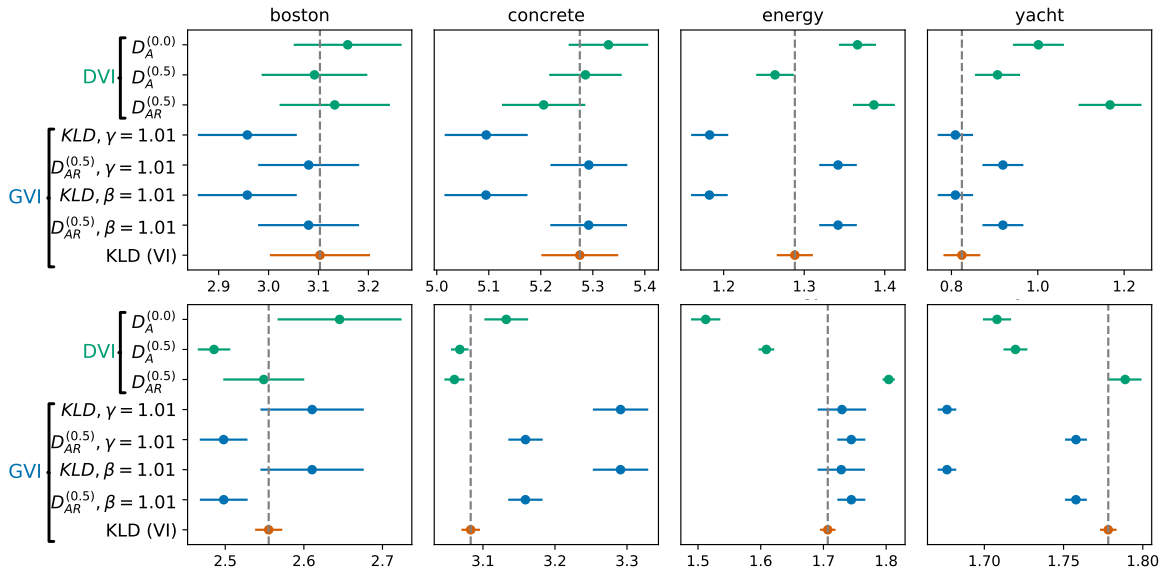


Figure 22: Top row depicts RMSE, bottom row the NLL across a range of data sets using BNNs. Dots correspond to means, whiskers the standard errors. The further to the left, the better the predictive performance. For the depicted selection of data sets, patterns exist for the interplay between the loss and uncertainty quantifier for **GVI**.

reinforce the findings of the main paper. First, while the GVI methods with  $\alpha > 1$  still perform as good as or better than standard VI on the **kin8mn** data set, DVI methods show a clear performance gain relative to either of the two. Crucially, it is not clear what leads to this improvement gain, though the fact that the best-performing DVI method is the one recovering EP ( $D_A^{(\alpha)}$  for  $\alpha = 0$ ) suggests that there is tangible merit in producing mass-covering approximations to the posterior of  $\theta$  on this data set. While the deployment of DVI methods looks tempting on the **kin8mn** data set, the results on the **naval** data set are a reminder that the behaviour of these methods is in many ways unpredictable. Moreover, it shows that the risks we identified in Example 4 readily translate into real world applications: By using DVI methods, we may accidentally conflate the role of the loss and the role of uncertainty quantification. If the loss is well-suited for the data at hand—as the RMSE panel suggests it is in the **naval** case—the mass-covering behaviour of DVI methods can be extremely detrimental. Lastly, the **wine** data set provides a very similar picture to the results in Figure 11: Varying  $\alpha$  introduces a banana-shaped curve for the GVI methods. As it so happens, the ideal choice of  $\alpha$  on the **wine** data set appears to be around  $\alpha = 1$  (i.e., standard VI). Taking into account the predictive uncertainty in form of the whiskers, it is doubtful if any of the methods is dominating another one on **wine**. Presumably, the reason for this is that the true posterior is relatively well approximated with the mean field normal family, yielding very similar results across all settings.

### H.1.2 SECOND SET OF ADDITIONAL EXPERIMENTS (FIGURE 22)

In a second set of additional experiments, we varied the loss function to be a robust scoring rule. Specifically, we used scoring rules based on the  $\beta$ -divergence and the  $\gamma$ -divergence. See Section 6.2.3 for the definition and more detail on these robust scoring rules. As for the DGP examples, we choose values of the scoring rule that are close to the log score, but sufficiently far to induce robust behaviour. All settings for optimization, initialization as well as the code are the same as for the results provided in the main paper. Figure 22 shows the results: For the RMSE, the results are unambiguous: Combining a robust scoring rule with the standard uncertainty quantifier  $D = \text{KLD}$  appears to be the winning combination across all four data sets. The picture is less clear for the NLL: Relative to both VI and DVI, the performance gains depend on the data set. Even within the class of GVI posteriors, it is data-set dependent which uncertainty quantifier should be chosen: For example, it is clearly beneficial to choose the  $D_{AR}^{(\alpha)}$  as uncertainty quantifier in the `boston` and `concrete` data sets, but the opposite is true on the `yacht` data set. Above all other things, this highlights the need for a good selection strategy of GVI hyperparameters: Oftentimes, intuitions about the correct uncertainty quantifier or the appropriate loss may be incorrect.

## H.2 Deep Gaussian Processes (DGPs)

Unlike BNNs, DGPs require some theoretical groundwork before they are amenable to changes in the loss and uncertainty quantifier. Specifically, we need to show that it is valid to define new divergences layer-wise. Moreover, while not required it is beneficial if one can obtain closed forms for the robustified likelihood terms. The following sections proceed to do both. Thereafter, we also show an additional short example to illustrate the effect of changing the uncertainty quantifier in DGPs.

### H.2.1 PROOF OF COROLLARY 28

We first prove a Lemma that plays a key role in the proof of Corollary 28.

**Lemma 52 (Divergence recombination)** *Let  $D_l$  be divergences and  $c_l > 0$  scalars for  $l = 1, 2, \dots, L$ . Further, denote  $\boldsymbol{\theta}_{-l} = \boldsymbol{\theta}_{1:l-1, l+t:L}$  and let  $q_l(\boldsymbol{\theta}_l | \boldsymbol{\theta}'_{-l})$  and  $\pi_l(\boldsymbol{\theta}_l | \boldsymbol{\theta}'_{-l})$  be the conditional distributions of  $\boldsymbol{\theta}_l$  for  $q(\boldsymbol{\theta})$  and  $\pi(\boldsymbol{\theta})$  conditioned on  $\boldsymbol{\theta}_{-l} = \boldsymbol{\theta}'_{-l}$ . Then,  $D^{\boldsymbol{\theta}'}(q || \pi) = \sum_{l=1}^L c_l D_l(q_l(\boldsymbol{\theta}_l | \boldsymbol{\theta}'_{-l}) || \pi_l(\boldsymbol{\theta}_l | \boldsymbol{\theta}'_{-l}))$  is a divergence between  $q(\boldsymbol{\theta})$  and  $\pi(\boldsymbol{\theta})$  if (i)  $D^{\boldsymbol{\theta}^\circ}(q || \pi) = D^{\boldsymbol{\theta}'}(q || \pi)$  for all conditioning sets  $\boldsymbol{\theta}'$ ,  $\boldsymbol{\theta}^\circ$  and (ii) a Hammersley-Clifford Theorem holds for the collection of conditionals  $\pi_l(\boldsymbol{\theta}_l | \boldsymbol{\theta}'_{-l})$  and  $q_l(\boldsymbol{\theta}_l | \boldsymbol{\theta}'_{-l})$ .*

**Proof** First, observe by definition of a divergence,  $D_l(q_l(\boldsymbol{\theta}_l | \boldsymbol{\theta}'_{-l}) || \pi_l(\boldsymbol{\theta}_l | \boldsymbol{\theta}'_{-l})) = 0$  for all  $l$  and over all potential conditioning sets  $\boldsymbol{\theta}'$  holds if and only if  $q_l(\boldsymbol{\theta}_l | \boldsymbol{\theta}'_{-l}) = \pi_l(\boldsymbol{\theta}_l | \boldsymbol{\theta}'_{-l})$ . Next, note that we have assumed that  $D^{\boldsymbol{\theta}'}(q || \pi) = D^{\boldsymbol{\theta}^\circ}(q || \pi)$  for all conditioning sets  $\boldsymbol{\theta}'$ ,  $\boldsymbol{\theta}^\circ$ . In other words, if  $D^{\boldsymbol{\theta}'}(q || \pi) = 0$  for some  $\boldsymbol{\theta}'$ , then it will also be 0 for *any* conditioning set  $\boldsymbol{\theta}^\circ$ . This immediately entails that for arbitrary  $\boldsymbol{\theta}'$ ,  $D^{\boldsymbol{\theta}'}(q || \pi) = 0$  if and only if  $q_l(\boldsymbol{\theta}_l | \boldsymbol{\theta}'_{-l}) = \pi_l(\boldsymbol{\theta}_l | \boldsymbol{\theta}'_{-l})$  for *all*  $l$  and for *any* choice of  $\boldsymbol{\theta}'_{-l}$ . In other words, the conditionals are the same. Since the positivity condition holds, we can then apply the Hammersley-Clifford Theorem to conclude that the conditionals fully specify the joint. This finally yields the desired result:  $D^{\boldsymbol{\theta}'}(q || \pi) = 0$  if and only if  $q(\boldsymbol{\theta}) = \pi(\boldsymbol{\theta})$ . ■



With this technical result in hand, one can now prove Corollary 28, which shows that reverse-engineering prior regularizers inspired by eq. (20) is feasible so long as the layer-specific divergences  $D^l$  are  $f$ -divergences or monotonic transformations of  $f$ -divergences.

**Proof** Suppressing again  $\mathbf{Z}^l$  and  $\mathbf{X}$  for readability, first recall that

$$\begin{aligned} q(\{\mathbf{U}^l\}_{l=1}^L, \{\mathbf{F}^l\}_{l=1}^L) &= \prod_{l=1}^L p(\mathbf{F}^l | \mathbf{U}^l, \mathbf{F}^{l-1}) q(\mathbf{U}^l) \\ p(\{\mathbf{U}^l\}_{l=1}^L, \{\mathbf{F}^l\}_{l=1}^L) &= \prod_{l=1}^L p(\mathbf{F}^l | \mathbf{U}^l, \mathbf{F}^{l-1}) p(\mathbf{U}^l) \end{aligned}$$

and write for a *fixed* conditioning set  $\{\mathbf{F}_\circ^l\}_{l=1}^L$  the new divergence

$$\begin{aligned} &D^{\{\mathbf{F}_\circ^l\}_{l=1}^L} (q(\{\mathbf{U}^l\}_{l=1}^L, \{\mathbf{F}^l\}_{l=1}^L) \| p(\{\mathbf{U}^l\}_{l=1}^L, \{\mathbf{F}^l\}_{l=1}^L)) \\ &= \sum_{l=1}^L D^l \left( p(\mathbf{F}^l | \mathbf{U}^l, \mathbf{F}_\circ^{l-1}) q(\mathbf{U}^l) \| p(\mathbf{F}^l | \mathbf{U}^l, \mathbf{F}_\circ^{l-1}) p(\mathbf{U}^l) \right) = \sum_{l=1}^L D^l \left( q(\mathbf{U}^l) \| p(\mathbf{U}^l) \right) \end{aligned}$$

The first equality is simply the definition of the new divergence. The second equality follows by virtue of  $D^l$  being a monotonic function of an  $f$ -divergences or an  $f$ -divergence for all  $l$ , which ensures that the  $l$ -th term is given by

$$\begin{aligned} &D^l \left( p(\mathbf{F}^l | \mathbf{U}^l, \mathbf{F}_\circ^{l-1}) q(\mathbf{U}^l) \| p(\mathbf{F}^l | \mathbf{U}^l, \mathbf{F}_\circ^{l-1}) p(\mathbf{U}^l) \right) \tag{30} \\ &= g \left( \mathbb{E}_{p(\mathbf{F}^l | \mathbf{U}^l, \mathbf{F}_\circ^{l-1}) p(\mathbf{U}^l)} \left[ f \left( \frac{p(\mathbf{F}^l | \mathbf{U}^l, \mathbf{F}_\circ^{l-1}) q(\mathbf{U}^l)}{p(\mathbf{F}^l | \mathbf{U}^l, \mathbf{F}_\circ^{l-1}) p(\mathbf{U}^l)} \right) \right] \right) \\ &= g \left( \mathbb{E}_{p(\mathbf{U}^l)} \left[ f \left( \frac{q(\mathbf{U}^l)}{p(\mathbf{U}^l)} \right) \right] \right) = D^l \left( q(\mathbf{U}^l) \| p(\mathbf{U}^l) \right). \end{aligned}$$

Now note that we can invoke Lemma 52: The first condition is satisfied because the derivation was independent of the chosen  $\{\mathbf{F}_\circ^l\}_{l=1}^L$ . The second condition is satisfied as both conditionals satisfy the positivity condition required for the Hammersley-Clifford Theorem to hold. ■

## H.2.2 PROOF OF PROPOSITION 29

**Proof** The likelihood is Gaussian with a fixed variance parameter  $\sigma^2$ , i.e. for  $\mathbf{y}_i \in \mathbb{R}^d$  with  $i = 1, 2, \dots, n$

$$p(\mathbf{y}_i | \mathbf{f}_i^L) = (2\pi\sigma^2)^{-0.5d} \exp \left\{ -\frac{1}{2\sigma^2} (\mathbf{y}_i - \mathbf{f}_i^L)^T (\mathbf{y}_i - \mathbf{f}_i^L) \right\}$$

With this, note that integrating out the normal density yields

$$I_{p,c}(\mathbf{f}_i^L) = (2\pi\sigma^2)^{-0.5dc} c^{-0.5d}. \tag{31}$$

Note in particular that this is a constant and does not depend on  $\mathbf{f}$ , which makes computing the expectation over  $q(\mathbf{f}_i^L)$  depend only on the power likelihood. Next, we show that the

power likelihood is also available in closed form. This is laborious but not difficult and relies on the same algebraic tricks in the Appendix of Knoblauch et al. (2018). To simplify notation, we write  $\mathbf{f} = \mathbf{f}_i^L$ . Note also that the variational parameters  $\boldsymbol{\mu}$  and  $\boldsymbol{\Sigma}$  are (stochastic) functions of the draws of  $\mathbf{f}_i^{1:L-1}$  from the previous layers, but we suppress this dependency, again for readability.

$$\begin{aligned}
 \mathbb{E}_{q(\mathbf{f}|\boldsymbol{\mu},\boldsymbol{\Sigma})} \left[ \frac{1}{c} p(\mathbf{y}_i|\mathbf{f})^c \right] &= \frac{1}{c} (2\pi\sigma^2)^{-0.5dc} \cdot \mathbb{E}_{q(\mathbf{f}|\boldsymbol{\mu},\boldsymbol{\Sigma})} \left[ \exp \left\{ -\frac{c}{2\sigma^2} (\mathbf{y}_i^T \mathbf{y}_i + \mathbf{f}^T \mathbf{f} - 2\mathbf{f}^T \mathbf{y}_i) \right\} \right] \\
 &= \frac{1}{c} (2\pi\sigma^2)^{-0.5dc} \exp \left\{ -\frac{c}{2\sigma^2} \mathbf{y}_i^T \mathbf{y}_i \right\} \cdot \mathbb{E}_{q(\mathbf{f}|\boldsymbol{\mu},\boldsymbol{\Sigma})} \left[ \exp \left\{ -\frac{c}{2\sigma^2} (\mathbf{f}^T \mathbf{f} - 2\mathbf{f}^T \mathbf{y}_i) \right\} \right] \\
 &= \frac{1}{c} (2\pi\sigma^2)^{-0.5dc} (2\pi\sigma^2)^{-0.5d} |\boldsymbol{\Sigma}|^{-0.5} \exp \left\{ -\frac{c}{2\sigma^2} \mathbf{y}_i^T \mathbf{y}_i \right\} \times \\
 &\quad \int \exp \left\{ -\frac{1}{2} \left( \frac{c}{\sigma^2} \mathbf{f}^T \mathbf{f} - \frac{2c}{\sigma^2} \mathbf{f}^T \mathbf{y}_i + (\mathbf{f} - \boldsymbol{\mu})^T \boldsymbol{\Sigma}^{-1} (\mathbf{f} - \boldsymbol{\mu}) \right) \right\} d\mathbf{f} \\
 &= \frac{1}{c} (2\pi\sigma^2)^{-0.5dc} (2\pi)^{-0.5d} |\boldsymbol{\Sigma}|^{-0.5} \exp \left\{ -\frac{1}{2} \left( \frac{c}{\sigma^2} \mathbf{y}_i^T \mathbf{y}_i + \boldsymbol{\mu}^T \boldsymbol{\Sigma}^{-1} \boldsymbol{\mu} \right) \right\} \times \\
 &\quad \int \exp \left\{ -\frac{1}{2} \left( \frac{c}{\sigma^2} \mathbf{f}^T \mathbf{f} - \frac{2c}{\sigma^2} \mathbf{f}^T \mathbf{y}_i + \mathbf{f}^T \boldsymbol{\Sigma}^{-1} \mathbf{f} - 2\mathbf{f}^T \boldsymbol{\Sigma}^{-1} \boldsymbol{\mu} \right) \right\} d\mathbf{f}
 \end{aligned}$$

The integral suggests one can obtain a closed form through the Gaussian integral by completing the squares. Defining  $\tilde{\boldsymbol{\Sigma}}^{-1} = \left( \frac{c}{\sigma^2} \mathbf{I}_d + \boldsymbol{\Sigma}^{-1} \right)$ ,  $\tilde{\boldsymbol{\mu}} = \left( \frac{c}{\sigma^2} \mathbf{y}_i + \boldsymbol{\Sigma}^{-1} \boldsymbol{\mu} \right)$ ,  $\hat{\boldsymbol{\mu}} = \tilde{\boldsymbol{\Sigma}} \tilde{\boldsymbol{\mu}}$ , one indeed has

$$\begin{aligned}
 \frac{c}{\sigma^2} \mathbf{f}^T \mathbf{f} - \frac{2c}{\sigma^2} \mathbf{f}^T \mathbf{y}_i + \mathbf{f}^T \boldsymbol{\Sigma}^{-1} \mathbf{f} - 2\mathbf{f}^T \boldsymbol{\Sigma}^{-1} \boldsymbol{\mu} &= \mathbf{f}^T \left( \mathbf{I}_d \frac{c}{\sigma^2} + \boldsymbol{\Sigma}^{-1} \right) \mathbf{f} - 2\mathbf{f}^T \left( \frac{c}{\sigma^2} \mathbf{y}_i + \boldsymbol{\Sigma}^{-1} \boldsymbol{\mu} \right) \\
 &= (\mathbf{f} - \hat{\boldsymbol{\mu}})^T \tilde{\boldsymbol{\Sigma}}^{-1} (\mathbf{f} - \hat{\boldsymbol{\mu}}) - \tilde{\boldsymbol{\mu}}^T \tilde{\boldsymbol{\Sigma}} \tilde{\boldsymbol{\mu}},
 \end{aligned}$$

which allows us to finally rewrite the integral as

$$\begin{aligned}
 &\int \exp \left\{ -\frac{1}{2} \left( \frac{c}{\sigma^2} \mathbf{f}^T \mathbf{f} - \frac{2c}{\sigma^2} \mathbf{f}^T \mathbf{y}_i + \mathbf{f}^T \boldsymbol{\Sigma}^{-1} \mathbf{f} - 2\mathbf{f}^T \boldsymbol{\Sigma}^{-1} \boldsymbol{\mu} \right) \right\} d\mathbf{f} \\
 &= \exp \left\{ -\frac{1}{2} \tilde{\boldsymbol{\mu}}^T \tilde{\boldsymbol{\Sigma}} \tilde{\boldsymbol{\mu}} \right\} \int \exp \left\{ -\frac{1}{2} (\mathbf{f} - \hat{\boldsymbol{\mu}})^T \tilde{\boldsymbol{\Sigma}}^{-1} (\mathbf{f} - \hat{\boldsymbol{\mu}}) \right\} d\mathbf{f} = \exp \left\{ \frac{1}{2} \tilde{\boldsymbol{\mu}}^T \tilde{\boldsymbol{\Sigma}} \tilde{\boldsymbol{\mu}} \right\} (2\pi)^{0.5d} |\tilde{\boldsymbol{\Sigma}}|^{0.5}.
 \end{aligned}$$

Putting everything together and simplifying expressions, this means that

$$\mathbb{E}_{q(\mathbf{f}|\boldsymbol{\mu},\boldsymbol{\Sigma})} \left[ \frac{1}{c} p(\mathbf{y}_i|\mathbf{f})^c \right] = \frac{1}{c} (2\pi\sigma^2)^{-0.5dc} \frac{|\tilde{\boldsymbol{\Sigma}}|^{0.5}}{|\boldsymbol{\Sigma}|^{0.5}} \exp \left\{ -\frac{1}{2} \left( \frac{c}{\sigma^2} \mathbf{y}_i^T \mathbf{y}_i + \boldsymbol{\mu}^T \boldsymbol{\Sigma}^{-1} \boldsymbol{\mu} - \tilde{\boldsymbol{\mu}}^T \tilde{\boldsymbol{\Sigma}} \tilde{\boldsymbol{\mu}} \right) \right\}$$

Depending on whether one uses the  $\beta$ - or  $\gamma$ -divergence for robustifying the loss, one thus obtains the closed form expressions

$$\begin{aligned}
 \mathbb{E}_{q(\mathbf{f}|\boldsymbol{\mu},\boldsymbol{\Sigma})} \left[ -\frac{1}{\beta-1} p(\mathbf{y}_i|\mathbf{f})^{\beta-1} + \frac{I_{p,\beta}(\mathbf{f})}{\beta} \right] &= \mathbb{E}_{q(\mathbf{f}|\boldsymbol{\mu},\boldsymbol{\Sigma})} \left[ -\frac{1}{\beta-1} p(\mathbf{y}_i|\mathbf{f})^{\beta-1} \right] + \frac{I_{p,\beta}(\mathbf{f})}{\beta} \\
 \mathbb{E}_{q(\mathbf{f}|\boldsymbol{\mu},\boldsymbol{\Sigma})} \left[ -\frac{1}{\gamma-1} p(\mathbf{y}_i|\mathbf{f})^{\gamma-1} \cdot \frac{\gamma}{I_{p,\gamma}(\mathbf{f})^{\frac{\gamma-1}{\gamma}}} \right] &= \mathbb{E}_{q(\mathbf{f}|\boldsymbol{\mu},\boldsymbol{\Sigma})} \left[ -\frac{1}{\gamma-1} p(\mathbf{y}_i|\mathbf{f})^{\gamma-1} \right] \cdot \frac{\gamma}{I_{p,\gamma}(\mathbf{f})^{\frac{\gamma-1}{\gamma}}},
 \end{aligned}$$

with the expectation over  $q(\mathbf{f}|\boldsymbol{\mu},\boldsymbol{\Sigma})$  as in and the integrals  $I_{p,\beta}(\mathbf{f})$ ,  $I_{p,\gamma}(\mathbf{f})$  as defined above. Note that we have derived the general case for  $\mathbf{y}_i \in \mathbb{R}^d$ , where  $\boldsymbol{\Sigma}$ ,  $\mathbf{f}$  and  $\boldsymbol{\mu}$  are matrix- and

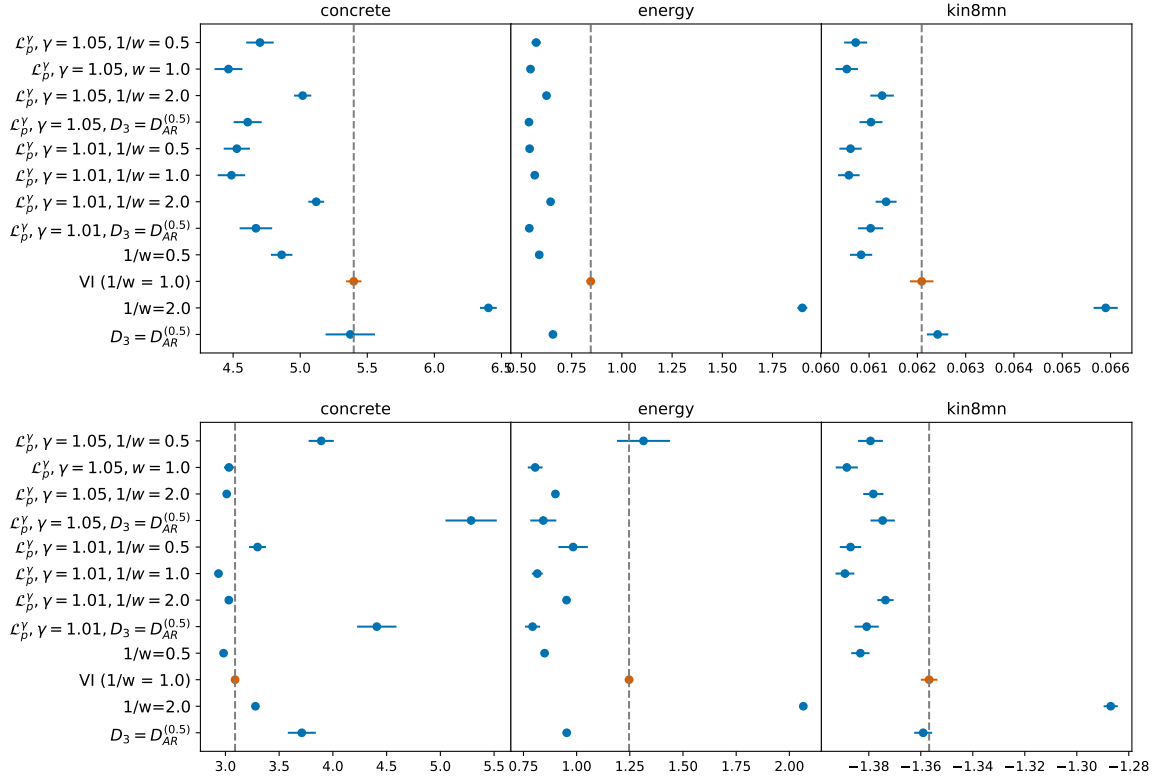


Figure 23: Best viewed in color. Top row depicts RMSE, bottom row the NLL across a range of data sets using DGPs with  $L = 3$  layers. Dots correspond to means, whiskers the standard errors. The further to the left, the better the predictive performance.

vector-valued. ■

In fact, we can simplify everything even further in the univariate case. We summarize this in the next part.

**Remark 53** *Since the derivation of Salimbeni and Deisenroth (2017) shows that one in fact only needs to integrate over the marginals  $\mathbf{f}_i^L$ , if  $d = 1$  (as in all experiments in both this paper and (Salimbeni and Deisenroth, 2017)), the computation corresponding to the expression above simplifies considerably as no matrix inverses and determinants are needed. In particular, denoting the uni-variate mean and variance parameters as  $\mu, \Sigma$  and defining  $\tilde{\Sigma} = \frac{1}{\frac{c}{\sigma^2} + \frac{1}{\Sigma}}$  and  $\tilde{\mu} = \left(\frac{cy_i}{\sigma^2} + \frac{\mu}{\Sigma}\right)$ , the expectation term over the posterior  $q$  simplifies to*

$$\mathbb{E}_{q(f|\mu, \Sigma)} \left[ \frac{1}{c} p(y_i | f)^c \right] = \frac{1}{c} s (2\pi\sigma^2)^{-0.5c} \sqrt{\frac{\tilde{\Sigma}}{\Sigma}} \cdot \exp \left\{ -\frac{1}{2} \left( \frac{cy_i^2}{\sigma^2} + \frac{\mu^2}{\Sigma} - \tilde{\mu}^2 \tilde{\Sigma} \right) \right\}.$$

### H.2.3 ADDITIONAL EXPERIMENTS VARYING $D$ (FIGURE 23)

While we showed that DGPs allow for the variation of both losses and uncertainty quantifiers, the main paper did not use the flexibility afforded by varying  $D$ . The main reason for this is that much like for the BNNs, the results when jointly varying loss and uncertainty quantifier are less intuitively interpretable. We showcase this in Figure 23, which compares a number of different GVI posteriors for DGPs with  $L = 3$  layers. The loss is either the robust loss  $\mathcal{L}_p^\gamma$  for  $\gamma \in \{1.01, 1.05\}$  (top 8 entries in each row) or the standard log score (bottom 4 entries in each row). We also compare  $D = \frac{1}{w}\text{KLD}$  for  $w = 2.0, 1.0, 0.5$  as well as the composite layer-wise divergence

$$D(q\|\pi) = \sum_{l=1}^3 D_l(q_l\|\pi_l), \quad D_1 = D_2 = \text{KLD}, D_3 = D_{AR}^{(\alpha)} \text{ for } \alpha = 0.5.$$

Aligned with the intuition that the priors in DGPs are rather informative due to various hyperparameter optimization schemes, changing the uncertainty quantifier from the KLD to the  $D_{AR}^{(\alpha)}$  generally typically has either fairly little or even adverse impact. Similarly, up- or down-weighting the KLD seems not to be beneficial across the board and will depend on the loss function. For the case of the log score however, we find a consistent improvement for down-weighting the KLD: Predictively, it improves the predictions on both metrics and across all data sets relative to standard VI. Similarly, up-weighting the KLD term is counterproductive under the log score and yields a performance deterioration across all data sets. This indicates that despite best efforts to the contrary, DGPs are probably violating **(P)** so that their predictive performance can be enhanced by ignoring more prior information, ensuring posteriors that are concentrated around the empirical risk minimizer.

## References

- Ryan Prescott Adams and David J. C. MacKay. Bayesian online changepoint detection. *arXiv preprint arXiv:0710.3742*, 2007.
- James Aitchison. Goodness of prediction fit. *Biometrika*, 62(3):547–554, 1975.
- Alexander A. Alemi. Variational predictive information bottleneck. In *Workshop on Information Theory, Advances in Neural Information Processing Systems*, 2019.
- Pierre Alquier and Benjamin Guedj. Simpler PAC-Bayesian bounds for hostile data. *Machine Learning*, 107(5):887–902, 2018.
- Pierre Alquier, James Ridgway, and Nicolas Chopin. On the properties of variational approximations of Gibbs posteriors. *The Journal of Machine Learning Research*, 17(1): 8374–8414, 2016.
- Shun-ichi Amari. *Differential-geometrical methods in statistics*, volume 28. Springer Science & Business Media, 2012.
- Maximilian Balandat, Brian Karrer, Daniel R. Jiang, Samuel Daulton, Benjamin Letham, Andrew Gordon Wilson, and Eytan Bakshy. BoTorch: Programmable Bayesian optimization in PyTorch. *arXiv preprint arXiv:1910.06403*, 2019.

- Alessandro Barp, Francois-Xavier Briol, Andrew B. Duncan, Mark Girolami, and Lester Mackey. Minimum Stein discrepancy estimators. *Advances in Neural Information Processing Systems*, 2019.
- Ayanendranath Basu, Ian R. Harris, Nils L. Hjort, and M. C. Jones. Robust and efficient estimation by minimising a density power divergence. *Biometrika*, 85(3):549–559, 1998.
- Thomas Bayes. An essay towards solving a problem in the doctrine of chances. *Philosophical Transactions of the Royal Society of London*, 53:370–418, 1763.
- Matthew James Beal. *Variational algorithms for approximate Bayesian inference*. University College London, 2003.
- Luc Bégin, Pascal Germain, François Laviolette, and Jean-François Roy. PAC-Bayesian bounds based on the Rényi divergence. In *Artificial Intelligence and Statistics*, pages 435–444, 2016.
- James O. Berger. The case for objective Bayesian analysis. *Bayesian analysis*, 1(3):385–402, 2006.
- James O Berger and José M Bernardo. On the development of the reference prior method. *Bayesian statistics*, 4(4):35–60, 1992.
- James O. Berger, Elías Moreno, Luis Raul Pericchi, M. Jesús Bayarri, José M. Bernardo, Juan A. Cano, Julián De la Horra, Jacinto Martín, David Ríos-Insúa, Dasgupta A. Betrò, Bruno, Paul Gustafson, Larry Wasserman, Joseph B. Kadane, Cid Srinivasan, Michael Lavine, Anthony O’Hagan, Wolfgang Polasek, Christian P. Robert, Constantinos Goutis, Fabrizio Ruggeri, Gabriella Salinetti, and Siva Sivaganesan. An overview of robust Bayesian analysis. *Test*, 3(1):5–124, 1994.
- Jose M. Bernardo. Reference posterior distributions for Bayesian inference. *Journal of the Royal Statistical Society: Series B (Methodological)*, 41(2):113–128, 1979.
- José M. Bernardo. Bayesian theory. *Wiley Series in Probability and Statistics*. 23 cm. 586 p., 2000.
- Alexandros Beskos, Natesh Pillai, Gareth Roberts, Jesus-Maria Sanz-Serna, and Andrew Stuart. Optimal tuning of the hybrid Monte Carlo algorithm. *Bernoulli*, 19(5A):1501–1534, 2013.
- William Bialek, Ilya Nemenman, and Naftali Tishby. Predictability, complexity, and learning. *Neural computation*, 13(11):2409–2463, 2001.
- Pier Giovanni Bissiri, Chris Holmes, and Stephen Walker. A general framework for updating belief distributions. *Journal of the Royal Statistical Society: Series B (Statistical Methodology)*, 78(5):1103–1130, 2016.
- Edwin V. Bonilla, Karl Krauth, and Amir Dezfouli. Generic inference in latent Gaussian process models. *Journal of Machine Learning Research*, 20(117):1–63, 2019.

- Samuel R. Bowman, Luke Vilnis, Oriol Vinyals, Andrew Dai, Rafal Jozefowicz, and Samy Bengio. Generating sentences from a continuous space. In *Proceedings of The 20th SIGNLL Conference on Computational Natural Language Learning*, pages 10–21, Berlin, Germany, August 2016. Association for Computational Linguistics.
- George E. P. Box. Sampling and Bayes’ inference in scientific modelling and robustness. *Journal of the Royal Statistical Society. Series A (General)*, pages 383–430, 1980.
- Thang Bui, Daniel Hernández-Lobato, Jose Hernandez-Lobato, Yingzhen Li, and Richard Turner. Deep Gaussian processes for regression using approximate expectation propagation. In *International Conference on Machine Learning*, pages 1472–1481, 2016.
- Yuri Burda, Roger Grosse, and Ruslan Salakhutdinov. Importance weighted autoencoders. In *International Conference on Learning Representations*, 2016.
- François Caron, Arnaud Doucet, and Raphael Gottardo. On-line changepoint detection and parameter estimation with application to genomic data. *Statistics and Computing*, 22(2): 579–595, 2012.
- Liqun Chen, Chenyang Tao, Ruiyi Zhang, Ricardo Henao, and Lawrence Carin Duke. Variational inference and model selection with generalized evidence bounds. In *International Conference on Machine Learning*, pages 892–901, 2018.
- Badr-Eddine Chérif-Abdellatif and Pierre Alquier. MMD-Bayes: Robust Bayesian estimation via maximum mean discrepancy. *arXiv preprint arXiv:1909.13339*, 2019.
- Herman Chernoff. A measure of asymptotic efficiency for tests of a hypothesis based on the sum of observations. *The Annals of Mathematical Statistics*, 23(4):493–507, 1952.
- Anna Choromanska, Mikael Henaff, Michael Mathieu, Gérard Ben Arous, and Yann LeCun. The loss surfaces of multilayer networks. In *Artificial Intelligence and Statistics*, pages 192–204, 2015.
- Andrzej Cichocki and Shun-ichi Amari. Families of alpha-beta-and gamma-divergences: Flexible and robust measures of similarities. *Entropy*, 12(6):1532–1568, 2010.
- Imre Csiszár. I-divergence geometry of probability distributions and minimization problems. *The Annals of Probability*, pages 146–158, 1975.
- Kurt Cutajar, Edwin V Bonilla, Pietro Michiardi, and Maurizio Filippone. Random feature expansions for deep Gaussian processes. In *Proceedings of the 34th International Conference on Machine Learning-Volume 70*, pages 884–893. JMLR, 2017a.
- Kurt Cutajar, Edwin V Bonilla, Pietro Michiardi, and Maurizio Filippone. Random feature expansions for deep Gaussian processes. In *Proceedings of the 34th International Conference on Machine Learning-Volume 70*, pages 884–893. JMLR. org, 2017b.
- Z. Dai, A. Damianou, J. Gonzalez, and N. Lawrence. Variational auto-encoded deep Gaussian processes. In *International Conference on Learning Representations*, 2016.

- Andreas Damianou and Neil Lawrence. Deep Gaussian processes. In *Artificial Intelligence and Statistics*, pages 207–215, 2013.
- Herbert Aron David. First (?) occurrence of common terms in probability and statistics—a second list, with corrections. *The American Statistician*, 52(1):36–40, 1998.
- A Philip Dawid, Monica Musio, and Laura Ventura. Minimum scoring rule inference. *Scandinavian Journal of Statistics*, 43(1):123–138, 2016.
- Pierre-Simon De Laplace. Mémoire sur la probabilité des causes par les événements. *Mém. de math. et phys. présentés à l’Acad. roy. des sci*, 6:621–656, 1774.
- Arthur P Dempster, Nan M Laird, and Donald B Rubin. Maximum likelihood from incomplete data via the EM algorithm. *Journal of the Royal Statistical Society: Series B (Methodological)*, 39(1):1–22, 1977.
- Adji Bousso Dieng, Dustin Tran, Rajesh Ranganath, John Paisley, and David Blei. Variational inference via  $\chi$  upper bound minimization. In *Advances in Neural Information Processing Systems*, pages 2732–2741, 2017.
- Justin Domke and Daniel R. Sheldon. Importance weighting and variational inference. In *Advances in neural information processing systems*, pages 4470–4479, 2018.
- Monroe D Donsker and SR Srinivasa Varadhan. Asymptotic evaluation of certain Markov process expectations for large time, i. *Communications on Pure and Applied Mathematics*, 28(1):1–47, 1975.
- Paul Fearnhead and Zhen Liu. On-line inference for multiple changepoint problems. *Journal of the Royal Statistical Society: Series B (Statistical Methodology)*, 69(4):589–605, 2007.
- Stephen E Fienberg. When did Bayesian inference become "Bayesian"? *Bayesian analysis*, 1(1):1–40, 2006.
- Ronald Aylmer Fisher. Contributions to mathematical statistics. 1950.
- Edwin Fong and Chris Holmes. On the marginal likelihood and cross-validation. *arXiv preprint arXiv:1905.08737*, 2019.
- Hironori Fujisawa and Shinto Eguchi. Robust parameter estimation with a small bias against heavy contamination. *Journal of Multivariate Analysis*, 99(9):2053–2081, 2008.
- Futoshi Futami, Issei Sato, and Masashi Sugiyama. Variational inference based on robust divergences. In *Proceedings of the Twenty-First International Conference on Artificial Intelligence and Statistics*, volume 84 of *Proceedings of Machine Learning Research*, pages 813–822. PMLR, 2018.
- Kuzman Ganchev, Jennifer Gillenwater, and Ben Taskar. Posterior regularization for structured latent variable models. *Journal of Machine Learning Research*, 11:2001–2049, 2010.

- Jacob Gardner, Geoff Pleiss, Kilian Q. Weinberger, David Bindel, and Andrew G. Wilson. Gpytorch: Blackbox matrix-matrix Gaussian process inference with GPU acceleration. In *Advances in Neural Information Processing Systems*, pages 7576–7586, 2018.
- Pascal Germain, Francis Bach, Alexandre Lacoste, and Simon Lacoste-Julien. PAC-Bayesian theory meets Bayesian inference. In *Advances in Neural Information Processing Systems*, pages 1884–1892, 2016.
- Subhashis Ghosal. A review of consistency and convergence rates of posterior distributions. In *Proc. Varanasi Symp. on Bayesian Inference*, 1998.
- Subhashis Ghosal, Jayanta K Ghosh, and Aad W Van Der Vaart. Convergence rates of posterior distributions. *Annals of Statistics*, 28(2):500–531, 2000.
- Abhik Ghosh and Ayanendranath Basu. Robust Bayes estimation using the density power divergence. *Annals of the Institute of Statistical Mathematics*, 68(2):413–437, 2016.
- Manuel Gil. *On Rényi divergence measures for continuous alphabet sources*. PhD thesis, 2011.
- Manuel Gil, Fady Alajaji, and Tamas Linder. Rényi divergence measures for commonly used univariate continuous distributions. *Information Sciences*, 249:124–131, 2013.
- M Goldstein. Influence and belief adjustment. *Influence Diagrams, Belief Nets and Decision Analysis*, pages 143–174, 1990.
- Michael Goldstein. Subjective Bayesian analysis: principles and practice. *Bayesian Analysis*, 1(3):403–420, 2006.
- Peter Grünwald. Safe learning: bridging the gap between Bayes, MDL and statistical learning theory via empirical convexity. In *Proceedings of the 24th Annual Conference on Learning Theory*, pages 397–420, 2011.
- Peter Grünwald. The safe Bayesian. In *International Conference on Algorithmic Learning Theory*, pages 169–183. Springer, 2012.
- Peter Grünwald and Thijs Van Ommen. Inconsistency of Bayesian inference for misspecified linear models, and a proposal for repairing it. *Bayesian Analysis*, 12(4):1069–1103, 2017.
- Benjamin Guedj. A primer on PAC-Bayesian learning. *arXiv preprint arXiv:1901.05353*, 2019.
- Oliver Hamelijnck, Theodoros Damoulas, Kangrui Wang, and Mark Girolami. Multi-resolution multi-task gaussian processes. In *Advances in Neural Information Processing Systems*, 2019.
- Frank R Hampel, Elvezio M Ronchetti, Peter J Rousseeuw, and Werner A Stahel. *Robust statistics: the approach based on influence functions*, volume 196. John Wiley & Sons, 2011.



- Pashupati Hegde, Markus Heinonen, Harri Lähdesmäki, and Samuel Kaski. Deep learning with differential gaussian process flows. In *The 22nd International Conference on Artificial Intelligence and Statistics*, pages 1812–1821, 2019.
- James Hensman and Neil D. Lawrence. Nested variational compression in deep Gaussian processes. *stat*, 1050:3, 2014.
- José Miguel Hernández-Lobato and Ryan Adams. Probabilistic backpropagation for scalable learning of Bayesian neural networks. In *International Conference on Machine Learning*, pages 1861–1869, 2015.
- José Miguel Hernández-Lobato, Yingzhen Li, Mark Rowland, Daniel Hernández-Lobato, Thang D Bui, and Richard E Turner. Black-box  $\alpha$ -divergence minimization. In *Proceedings of the 33rd International Conference on International Conference on Machine Learning-Volume 48*, pages 1511–1520, 2016.
- Irina Higgins, Loic Matthey, Arka Pal, Christopher Burgess, Xavier Glorot, Matthew Botvinick, Shakir Mohamed, and Alexander Lerchner. beta-vae: Learning basic visual concepts with a constrained variational framework. In *International Conference on Learning Representations*, volume 3, 2017.
- Matthew D Hoffman, David M Blei, Chong Wang, and John Paisley. Stochastic variational inference. *The Journal of Machine Learning Research*, 14(1):1303–1347, 2013.
- Chris Holmes and Stephen Walker. Assigning a value to a power likelihood in a general bayesian model. *Biometrika*, 104(2):497–503, 2017.
- Giles Hooker and Anand N Vidyashankar. Bayesian model robustness via disparities. *Test*, 23(3):556–584, 2014.
- Chin-Wei Huang, Shawn Tan, Alexandre Lacoste, and Aaron C. Courville. Improving explorability in variational inference with annealed variational objectives. In *Advances in Neural Information Processing Systems*, pages 9724–9734, 2018.
- Hung Hung, Zhi-Yu Jou, and Su-Yun Huang. Robust mislabel logistic regression without modeling mislabel probabilities. *Biometrics*, 74(1):145–154, 2018.
- Aapo Hyvärinen. Estimation of non-normalized statistical models by score matching. *Journal of Machine Learning Research*, 6:695–708, 2005.
- Martin Jankowiak, Geoff Pleiss, and Jacob R Gardner. Sparse gaussian process regression beyond variational inference. *arXiv preprint arXiv:1910.07123*, 2019.
- Edwin T. Jaynes. *Probability theory: The logic of science*. Cambridge university press, 2003.
- H. Jeffreys. *Theory of probability: Oxford Univ. Press (earlier editions 1939, 1948)*, 1961.
- Jack Jewson, Jim Smith, and Chris Holmes. Principles of Bayesian inference using general divergence criteria. *Entropy*, 20(6):442, 2018.

- Michael I Jordan, Zoubin Ghahramani, Tommi S Jaakkola, and Lawrence K Saul. An introduction to variational methods for graphical models. *Machine learning*, 37(2):183–233, 1999.
- Diederik P Kingma and Jimmy Ba. Adam: A method for stochastic optimization. In *International Conference on Learning Representations*, 2014.
- Diederik P Kingma and Max Welling. Auto-encoding variational Bayes. In *International Conference on Learning Representations*, 2013.
- Jeremias Knoblauch. Frequentist consistency of generalized variational inference. *arXiv preprint arXiv:1912.04946*, 2019a.
- Jeremias Knoblauch. Robust deep Gaussian processes. *arXiv preprint arXiv:1904.02303*, 2019b.
- Jeremias Knoblauch and Theodoros Damoulas. Spatio-temporal Bayesian on-line changepoint detection with model selection. In *Proceedings of the 27th International Conference on Machine Learning (ICML)*, 2018.
- Jeremias Knoblauch, Jack Jewson, and Theodoros Damoulas. Doubly robust Bayesian inference for non-stationary streaming data using  $\beta$ -divergences. In *Advances in Neural Information Processing Systems (NeurIPS)*, pages 64–75, 2018.
- Solomon Kullback and Richard A Leibler. On information and sufficiency. *The annals of mathematical statistics*, 22(1):79–86, 1951.
- Sebastian Kurtek and Karthik Bharath. Bayesian sensitivity analysis with the Fisher–Rao metric. *Biometrika*, 102(3):601–616, 2015.
- Tomasz Kuśmierczyk, Joseph Sakaya, and Arto Klami. Variational Bayesian decision-making for continuous utilities. In *Advances in Neural Information Processing Systems*, 2019.
- Simon Lacoste-Julien, Ferenc Huszár, and Zoubin Ghahramani. Approximate inference for the loss-calibrated Bayesian. In *Proceedings of the Fourteenth International Conference on Artificial Intelligence and Statistics*, pages 416–424, 2011.
- Gaël Letarte, Pascal Germain, Benjamin Guedj, and François Laviolette. Dichotomize and generalize: Pac-bayesian binary activated deep neural networks. In *Advances in Neural Information Processing Systems*, 2019.
- Yingzhen Li and Richard E Turner. Rényi divergence variational inference. In *Advances in Neural Information Processing Systems*, pages 1073–1081, 2016.
- Moshe Lichman. UCI machine learning repository, 2013.
- F Liese and I Vajda. Convex statistical distances, volume 95 of teubner texts in mathematics. *BSB BG Teubner Verlagsgesellschaft, Leipzig*, 1987.

- Gabriel Loaiza-Ganem and John P. Cunningham. The continuous Bernoulli: fixing a pervasive error in variational autoencoders. In *Advances in Neural Information Processing Systems*, 2019.
- David J. C. MacKay. Bayesian methods for backpropagation networks. In *Models of neural networks III*, pages 211–254. Springer, 1996.
- David J. C. MacKay. Choice of basis for Laplace approximation. *Machine learning*, 33(1): 77–86, 1998.
- Alexander G. de G. Matthews, James Hensman, Richard Turner, and Zoubin Ghahramani. On sparse variational methods and the Kullback-Leibler divergence between stochastic processes. *Journal of Machine Learning Research*, 51:231–239, 2016.
- Alexander G. de G. Matthews, Mark Van Der Wilk, Tom Nickson, Keisuke Fujii, Alexis Boukouvalas, Pablo León-Villagrà, Zoubin Ghahramani, and James Hensman. Gpflow: A Gaussian process library using tensorflow. *The Journal of Machine Learning Research*, 18 (1):1299–1304, 2017.
- David A. McAllester. Some PAC-Bayesian theorems. *Machine Learning*, 37(3):355–363, 1999a.
- David A. McAllester. PAC-Bayesian model averaging. In *Proceedings of the twelfth annual conference on Computational learning theory*, pages 164–170. ACM, 1999b.
- Minami Mihoko and Shinto Eguchi. Robust blind source separation by beta divergence. *Neural computation*, 14(8):1859–1886, 2002.
- Jeffrey W. Miller and David B. Dunson. Robust Bayesian inference via coarsening. *Journal of the American Statistical Association*, 114(527):1113–1125, 2019.
- Thomas Minka. Divergence measures and message passing. Technical report, Technical report, Microsoft Research, 2005.
- Thomas P Minka. Expectation propagation for approximate Bayesian inference. In *Proceedings of the Seventeenth conference on Uncertainty in artificial intelligence*, pages 362–369. Morgan Kaufmann Publishers Inc., 2001.
- Tomoyuki Nakagawa and Shintaro Hashimoto. Robust Bayesian inference via  $\gamma$ -divergence. *Communications in Statistics-Theory and Methods*, pages 1–18, 2019.
- Radford M Neal. *Bayesian learning for neural networks*, volume 118. Springer Science & Business Media, 2012.
- Radford M Neal and Geoffrey E Hinton. A view of the EM algorithm that justifies incremental, sparse, and other variants. In *Learning in graphical models*, pages 355–368. Springer, 1998.
- Anthony O’Hagan and Jeremy E Oakley. Probability is perfect, but we can’t elicit it perfectly. *Reliability Engineering & System Safety*, 85(1):239–248, 2004.

- Manfred Opper and Ole Winther. Gaussian processes for classification: Mean-field algorithms. *Neural computation*, 12(11):2655–2684, 2000.
- Joseph J. K. O’Ruanaidh. *Numerical Bayesian methods applied to signal processing*. PhD thesis, University of Cambridge, 1994.
- John Paisley, David M. Blei, and Michael I. Jordan. Variational Bayesian inference with stochastic search. In *Proceedings of the 29th International Conference on International Conference on Machine Learning*, pages 1363–1370, 2012.
- Francesco Pauli, Walter Racugno, and Laura Ventura. Bayesian composite marginal likelihoods. *Statistica Sinica*, pages 149–164, 2011.
- Fengchun Peng and Dipak K Dey. Bayesian analysis of outlier problems using divergence measures. *Canadian Journal of Statistics*, 23(2):199–213, 1995.
- Joaquin Quiñonero-Candela and Carl Edward Rasmussen. A unifying view of sparse approximate Gaussian process regression. *Journal of Machine Learning Research*, 6(Dec): 1939–1959, 2005.
- Rajesh Ranganath, Sean Gerrish, and David Blei. Black box variational inference. In *Artificial Intelligence and Statistics*, pages 814–822, 2014.
- Rajesh Ranganath, Dustin Tran, Jaan Altosaar, and David Blei. Operator variational inference. In *Advances in Neural Information Processing Systems*, pages 496–504, 2016.
- Jean-Baptiste Regli and Ricardo Silva. Alpha-beta divergence for variational inference. *arXiv preprint arXiv:1805.01045*, 2018.
- Alfréd Rényi. On measures of entropy and information. In *Proceedings of the Fourth Berkeley Symposium on Mathematical Statistics and Probability, Volume 1: Contributions to the Theory of Statistics*. The Regents of the University of California, 1961.
- Mathieu Ribatet, Daniel Cooley, and Anthony C Davison. Bayesian inference from composite likelihoods, with an application to spatial extremes. *Statistica Sinica*, pages 813–845, 2012.
- Gareth O Roberts and Jeffrey S Rosenthal. Optimal scaling of discrete approximations to Langevin diffusions. *Journal of the Royal Statistical Society: Series B (Statistical Methodology)*, 60(1):255–268, 1998.
- Gareth O Roberts, Andrew Gelman, and Walter R Gilks. Weak convergence and optimal scaling of random walk Metropolis algorithms. *The annals of applied probability*, 7(1): 110–120, 1997.
- Simone Rossi, Sebastien Marmin, and Maurizio Filippone. Walsh-Hadamard variational inference for Bayesian deep learning. *arXiv preprint arXiv:1905.11248*, 2019a.
- Simone Rossi, Pietro Michiardi, and Maurizio Filippone. Good initializations of variational Bayes for deep models. In *Proceedings of the 36th International Conference on Machine Learning*, volume 97, pages 5487–5497, 2019b.

- Håvard Rue, Sara Martino, and Nicolas Chopin. Approximate Bayesian inference for latent Gaussian models by using integrated nested Laplace approximations. *Journal of the royal statistical society: Series b (statistical methodology)*, 71(2):319–392, 2009.
- Yunus Saatçi, Ryan D. Turner, and Carl E. Rasmussen. Gaussian process change point models. In *Proceedings of the 27th International Conference on Machine Learning*, pages 927–934, 2010.
- Abhijoy Saha, Karthik Bharath, and Sebastian Kurtek. A geometric variational approach to bayesian inference. *Journal of the American Statistical Association*, pages 1–25, 2019.
- Tim Salimans and David A Knowles. On using control variates with stochastic approximation for variational Bayes and its connection to stochastic linear regression. *arXiv preprint arXiv:1401.1022*, 2014.
- Hugh Salimbeni and Marc Deisenroth. Doubly stochastic variational inference for deep Gaussian processes. In *Advances in Neural Information Processing Systems*, pages 4588–4599, 2017.
- John Shawe-Taylor and Robert C Williamson. A PAC analysis of a Bayesian estimator. In *Annual Workshop on Computational Learning Theory: Proceedings of the tenth annual conference on Computational learning theory*, volume 6, pages 2–9, 1997.
- Xiaotong Shen and Larry Wasserman. Rates of convergence of posterior distributions. *The Annals of Statistics*, 29(3):687–714, 2001.
- Zhenming Shun and Peter McCullagh. Laplace approximation of high dimensional integrals. *Journal of the Royal Statistical Society: Series B (Methodological)*, 57(4):749–760, 1995.
- Edward Snelson and Zoubin Ghahramani. Sparse Gaussian processes using pseudo-inputs. In *Advances in neural information processing systems*, pages 1257–1264, 2006.
- Casper Kaae Sønderby, Tapani Raiko, Lars Maaløe, Søren Kaae Sønderby, and Ole Winther. Ladder variational autoencoders. In *Advances in neural information processing systems*, pages 3738–3746, 2016.
- Luke Tierney and Joseph B Kadane. Accurate approximations for posterior moments and marginal densities. *Journal of the american statistical association*, 81(393):82–86, 1986.
- Naftali Tishby, Fernando C Pereira, and William Bialek. The information bottleneck method. *arXiv preprint physics/0004057*, 2000.
- Michalis Titsias. Variational learning of inducing variables in sparse Gaussian processes. In *Artificial Intelligence and Statistics*, pages 567–574, 2009.
- Michalis Titsias and Miguel Lázaro-Gredilla. Doubly stochastic variational Bayes for non-conjugate inference. In *International Conference on Machine Learning*, pages 1971–1979, 2014.
- John W Tukey. A survey of sampling from contaminated distributions. *Contributions to probability and statistics*, pages 448–485, 1960.

- R. E. Turner and M. Sahani. Two problems with variational expectation maximisation for time-series models. In *Bayesian time series models*. Cambridge University Press, 2011.
- Ryan D. Turner, Steven Bottone, and Clay J. Stanek. Online variational approximations to non-exponential family change point models: with application to radar tracking. In *Advances in Neural Information Processing Systems*, pages 306–314, 2013.
- Keyon Vafa. Training deep Gaussian processes with sampling. In *NIPS 2016 Workshop on Advances in Approximate Bayesian Inference*, 2016.
- Tim Van Erven and Peter Harremoës. Rényi divergence and Kullback-Leibler divergence. *IEEE Transactions on Information Theory*, 60(7):3797–3820, 2014.
- Cristiano Varin, Nancy Reid, and David Firth. An overview of composite likelihood methods. *Statistica Sinica*, pages 5–42, 2011.
- Stephen Walker. New approaches to Bayesian consistency. *The Annals of Statistics*, 32(5):2028–2043, 2004.
- Dilin Wang, Hao Liu, and Qiang Liu. Variational inference with tail-adaptive f-divergence. In *Advances in Neural Information Processing Systems*, pages 5742–5752, 2018.
- Ke Alexander Wang, Geoff Pleiss, Jacob R Gardner, Stephen Tyree, Kilian Q Weinberger, and Andrew Gordon Wilson. Exact Gaussian processes on a million data points. *arXiv preprint arXiv:1903.08114*, 2019.
- Yali Wang, Marcus Brubaker, Brahim Chaib-Draa, and Raquel Urtasun. Sequential inference for deep Gaussian process. In *Artificial Intelligence and Statistics*, pages 694–703, 2016.
- Christopher KI Williams and Matthias Seeger. Using the Nyström method to speed up kernel machines. In *Advances in neural information processing systems*, pages 682–688, 2001.
- Robert C Wilson, Matthew R Nassar, and Joshua I Gold. Bayesian online learning of the hazard rate in change-point problems. *Neural computation*, 22(9):2452–2476, 2010.
- Mike Wu, Noah Goodman, and Stefano Ermon. Differentiable antithetic sampling for variance reduction in stochastic variational inference. In *Proceedings of Machine Learning Research*, volume 89, pages 2877–2886, 2019.
- Yue Yang, Ryan Martin, and Howard Bondell. Variational approximations using Fisher divergence. *arXiv preprint arXiv:1905.05284*, 2019.
- Yun Yang, Debdeep Pati, and Anirban Bhattacharya.  $\alpha$ -variational inference with statistical guarantees. *arXiv preprint arXiv:1710.03266*, 2017.
- Arnold Zellner. Maximal data information prior distributions. *New developments in the applications of Bayesian methods*, pages 211–232, 1977.
- Arnold Zellner. Optimal information processing and Bayes’s theorem. *The American Statistician*, 42(4):278–280, 1988.

Guodong Zhang, Shengyang Sun, David Duvenaud, and Roger Grosse. Noisy natural gradient as variational inference. In Jennifer Dy and Andreas Krause, editors, *Proceedings of the 35th International Conference on Machine Learning*, volume 80, pages 5852–5861, 2018.

Jun Zhu, Ning Chen, and Eric P Xing. Bayesian inference with posterior regularization and applications to infinite latent svms. *The Journal of Machine Learning Research*, 15(1): 1799–1847, 2014.