

Inferring Which Medical Treatments Work from Reports of Clinical Trials

Eric Lehman

Northeastern University

lehman.e@northeastern.edu

Regina Barzilay

MIT

regina@csail.mit.edu

Jay DeYoung

Northeastern University

deyoung.j@northeastern.edu

Byron C. Wallace

Northeastern University

b.wallace@northeastern.edu

Abstract

How do we know if a particular medical treatment actually works? Ideally one would consult all available evidence from relevant clinical trials. Unfortunately, such results are primarily disseminated in natural language scientific articles, imposing substantial burden on those trying to make sense of them. In this paper, we present a new task and corpus for making this unstructured evidence actionable. The task entails inferring reported findings from a full-text article describing a randomized controlled trial (RCT) with respect to a given intervention, comparator, and outcome of interest, e.g., inferring if an article provides evidence supporting the use of *aspirin* to reduce risk of *stroke*, as compared to *placebo*.

We present a new corpus for this task comprising 10,000+ prompts coupled with full-text articles describing RCTs. Results using a suite of models — ranging from heuristic (rule-based) approaches to attentive neural architectures — demonstrate the difficulty of the task, which we believe largely owes to the lengthy, technical input texts. To facilitate further work on this important, challenging problem we make the corpus, documentation, a website and leaderboard, and code for baselines and evaluation available at <http://evidence-inference.ebm-nlp.com/>.

1 Introduction

Biomedical evidence is predominantly disseminated in unstructured, natural language scientific manuscripts that describe the conduct and results of randomized control trials (RCTs). The published evidence base is vast and expanding (Bastian et al., 2010): at present more than 100 reports of RCTs are published every day, on average. It is thus time-consuming, and often practically impossible, to sort through all of the relevant published literature to robustly answer questions such

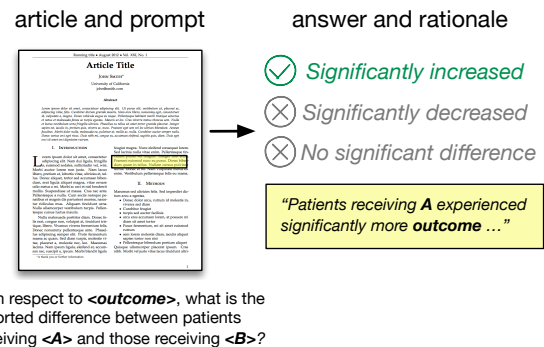


Figure 1: The task. Given a treatment **A**, a comparator **B**, and an **outcome**, infer the reported relationship between **A** and **B** with respect to **outcome**, and provide evidence supporting this from the text.

as: *Does infliximab reduce dysmenorrhea (pain) scores, relative to placebo?*

Given the critical role published reports of trials play in informing evidence-based care, organizations such as the Cochrane collaboration and groups at evidence-based practice centers (EPCs) are dedicated to manually synthesizing findings, but struggle to keep up with the literature (Tsafnat et al., 2013). NLP can play a key role in automating this process, thereby mitigating costs and keeping treatment recommendations up-to-date with the evidence as it is published.

In this paper, we consider the task of inferring whether a given treatment is effective with respect to a specified outcome. Typically, this assessment is done relative to other treatment options (i.e., comparators). We assume the model is provided with a *prompt* that specifies an intervention, a comparator, and an outcome, along with a full-text article. The model is then to infer the reported findings with respect to this prompt (Figure 1). From a healthcare perspective, this inference task is an essential step for automating extraction of actionable evidence from trial reports.

From an NLP standpoint, the proposed task can be seen as an instance of natural language inference (Bowman et al., 2015), viewing the article and prompt as the premise and hypothesis, respectively. However, the problem differs in a few important ways from existing NLP formulations. First, the inputs: prompts are brief (~ 13.5 words on average), but articles are long (~ 4200 words). Further, only a few snippets of the article will be relevant to the label for a given prompt. Second, prompts in this domain are structured, and include only a few types of key information: interventions, comparators, and outcomes. Methods that exploit this regularity are likely to be more accurate than generic inference algorithms.

Another interesting property of this task is that the target for an article depends on the interventions and outcome specified by a given prompt. Most articles report results for multiple interventions and outcomes: 67% of articles in our corpus are associated with two or more prompts that have *different* labels, e.g., indicating that a specific treatment was comparatively effective for one outcome but not for another. As a concrete example from our corpus, *infliximab* was reported as realizing *no significant difference* with respect to *dysmenorrhea*, compared to a *placebo*. But *infliximab* was associated with a *significant increase* in *pain killer intake*, again compared to *placebo*. Generally positive words in an article (e.g., “improved”) will confuse inference models that fail to account for this. One may view these as built-in “adversarial” examples (Jia and Liang, 2016) for the task.

A key sub-problem is thus identifying snippet(s) of evidence in an article *relevant to a given input prompt*. Attention mechanisms (Bahdanau et al., 2014) conditioned on prompts would seem a natural means to achieve this, and we do find that these achieve predictive gains, but they are modest. Existing attention variants seem to struggle to consistently attend to relevant evidence, even when explicitly pretrained using marked rationales. This corpus can facilitate further research in attention variants designed for lengthy inputs (Choi et al., 2017; Yang et al., 2016).

In sum, our contributions are threefold. We: (1) formulate a novel task (*evidence inference*) that is both practically important and technically challenging; (2) Provide a new publicly-available corpus comprising 10,000+ evidence “prompts”, answers, supporting evidence

spans, and associated full-text articles (<http://evidence-inference.ebm-nlp.com>) all manually annotated by medical doctors; (3) Develop baseline algorithms to establish state-of-the-art performance and highlight modeling challenges posed by this new task.

2 Annotation

The specialized nature of this task necessitates adequate domain knowledge. We thus recruited medical doctors (MDs) via the Upwork platform to perform annotation. Annotators were assigned to one of three mutually exclusive groups, responsible for: (1) prompt generation, (2) prompt and article annotation, and (3) verification. Figure 2 depicts the annotation process schematically; we describe these steps in more detail below.

It is important to note that annotation was performed on full-texts, not just abstracts. Evidence relevant to a particular clinical question is quite often only available in the full text. Indeed, in our dataset, the relevant evidence span was marked in the abstract only 40.5% of the time.

2.1 Prompt Generation

This first task entails generating questions (or “prompts”) that are answerable on the basis of a corresponding full-text article describing an RCT. Such prompts concern the comparison of specific interventions with respect to a particular outcome. Specifically, these questions ask whether an article reports that the specified intervention was found (in the described trial) to be significantly more effective than a comparator treatment, with respect to the outcome of interest.

Prompt creators were instructed to identify a snippet, in a given full-text article, that reports a relationship between an intervention, comparator, and outcome. Generators were also asked to provide answers and accompanying rationales to the prompts that they provided; such supporting evidence is important for this task and domain.

As a concrete example, an example generated prompt for a trial described in (Marre et al., 2009) specifies *Proinsulin : insulin ratio* as the outcome of interest, *liraglutide (1.8 mg) plus glimepiride* as the intervention, and *rosiglitazone plus glimepiride* as the comparator. Liraglutide and rosiglitazone are both drugs that can be used to treat type 2 diabetes. In this case, use of the intervention (liraglutide) was reported to *signifi-*

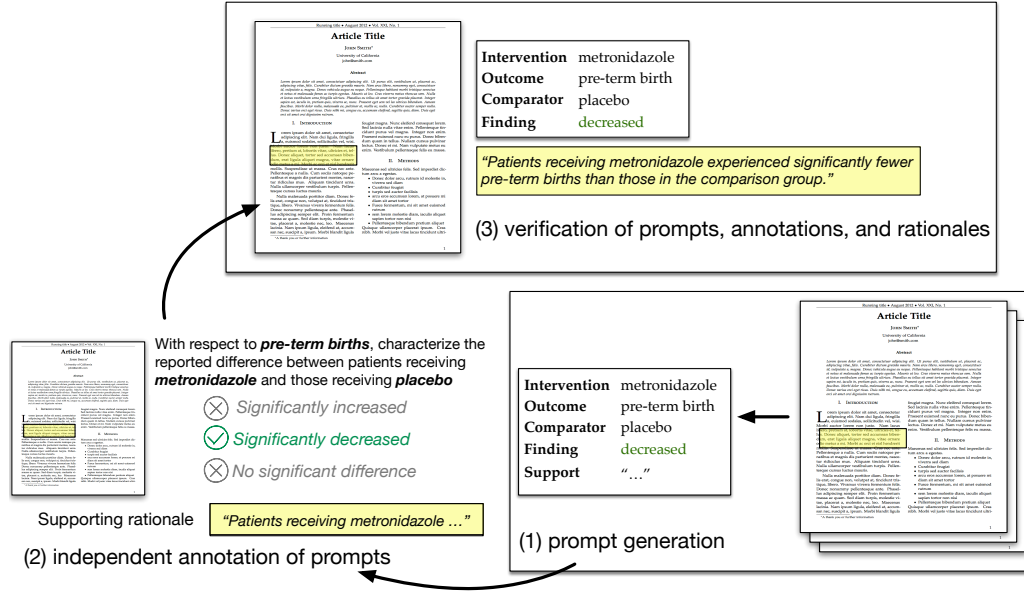


Figure 2: Schematic of the annotation process, performed by qualified (MD) annotators for all articles and prompts.

cantly decrease the proinsulin to insulin ratio, as supported by the following evidence snippet extracted by the prompt creator: "Reductions in the proinsulin : insulin ratio were greater with both liraglutide 1.2 and 1.8 mg compared with either rosiglitazone or placebo."

Trials typically report results for multiple outcomes, and often for more than two interventions. As discussed above, results for these will often differ. For instance, *postprandial plasma glucose* was another outcome reported in the aforementioned trial report, and *placebo plus glimepeiride* was considered as another comparator. Therefore, we instructed prompt generators to create multiple prompts for each full-text article. On average, this yielded 4.19 distinct prompts per article.¹

Articles may be deemed *invalid* for a few reasons, chiefly for not describing RCTs.² Of 3525 articles considered, 1106 were marked invalid (31.4%). The prompt generators provided valid answers and rationales in 95.9% and 97.8% of cases, respectively, as per the verifier.

To summarize: prompt creation entails specifying answerable clinical questions, along with answers to these and supporting rationales (evidence snippets from the text). This task is the most laborious step in the annotation process.

¹We restricted generators to creating at most five prompts for a given article; prior to imposing this constraint, annotators would sometimes generate >10 prompts per article.

²We used the RobotReviewer RCT classifier, which improves upon the standard MEDLINE RCT filter (Marshall et al., 2018), but some false positives remain.

2.2 Prompt Annotation

For this task, annotators were asked to answer prompts on the basis of a particular article. More specifically, given an evidence prompt articulating an intervention, comparator, and outcome (generated as described above), the task was to determine whether the associated article reports results indicating that the intervention *significantly increased*, *significantly decreased*, or realized *no significant difference*, relative to the comparator and with respect to the outcome. The annotator was also asked to mark a snippet of text supporting their response. Annotators also had the option to mark prompts as *invalid*, e.g., if the prompt did not seem answerable on the basis of the article.

Annotations collected in this step are redundant with the classification and rationale independently provided by the prompt generator in the preceding step; this is by design to ensure robust, high-quality annotations.

2.3 Verification

The final task in our annotation process entails a worker verifying the prompts and responses generated in the previous two steps. The verifier is here responsible for checking both whether the prompt (i.e., question) is valid and can be answered from the text, and whether the responses provided are accurate. Verifiers also assess whether the associated supporting evidence provided is reasonable.

Verification is a relatively easy task, because the verifier is directly provided all information rele-

vant to making a quality judgment. Nonetheless, this step decidedly improved data quality: 3.8% of prompts, 6.7% of answers, and 7.1% of rationales (supporting evidence snippets) were marked as invalid. All invalid prompts were removed from the corpus; so too were all prompts for which the verifier rejected all answers or all rationales.

2.4 Task Refinement

In an initial pilot round, we acquired annotations on 10 articles, yielding 93 prompts. Three medical doctors (MDs) were tasked with answering these prompts, achieving an agreement of 0.58 (Krippendorff’s α). To improve this poor agreement, we provided personalized feedback that addressed systematic issues we observed. Following this feedback, the MDs were asked to re-examine the same set of prompts and update their responses if they felt it appropriate to do so. This resulted in a much improved agreement of $\alpha=0.84$.

To verify that this agreement held beyond the specific set with respect to which we provided feedback, we subsequently assigned an additional 113 prompts to the annotators. As measured over these 113 prompts, the three annotators exhibited relatively high agreement between themselves and with the prompt generator (Krippendorff’s α of 0.75 and 0.80, respectively).

3 Dataset Statistics

We hired 16 doctors from Upwork and split them at random into groups: 10 for prompt generation, 3 for annotation, and 3 for verification.³ In total, we have acquired 10,137 annotated prompts for 2,419 unique articles. For each of these prompts, we have at least two independent sets of labels and associated rationales (supporting snippets).

We additionally calculated agreement between prompt generators, annotators and verifiers using Krippendorff’s α . To calculate this, we converted the verifier’s binary labels of valid or not to the label with which they agreed. This yields $\alpha = 0.88$. Removing the verifier annotations from the calculation results in $\alpha = 0.86$.

Intervention, outcome, and comparator strings contain on average 5.1, 5.3, and 3.4 tokens, respectively. Articles comprise a mean of 4.2k tokens.

We provide additional details concerning the dataset in the Appendix.

³One doctor from verification was moved to annotation in order to increase productivity.

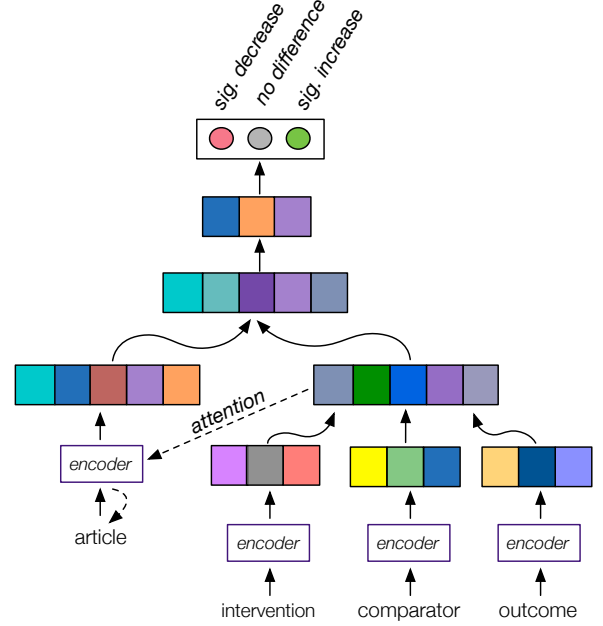


Figure 3: A generalized illustration of the neural network we propose for evidence inference.

4 Models

We experimented with a suite of models to establish performance on this task, which we explain below in increasing order of complexity.

4.1 Baselines

Majority. Predict the most common class, i.e., *no significant difference*.

Heuristics. This entails two parts: (1) finding the sentence that contains the answer, and (2) interpreting the sentence that possesses the evidence. The first step of this process is achieved through locating the sentence that has the most overlap with words in the outcome, intervention, and comparator. Afterwards, we search for reported p -values within the identified sentence, and evaluate whether they seem significant. We provide a detailed description of the heuristics model in Section A of the Appendix.

Logistic Regression. A standard logistic regression model trained on top of binary bag-of-words representations of articles and intervention, comparator and outcome (ICO) frames — these are concatenated to form inputs. We use a vocabulary size of 20k (based on frequency of occurrence), thus yielding an input size of 80k.

Neural Network Variants. We encode the intervention, comparator, and outcome strings accompanying a prompt into vectors i , c , and o , respec-

| | Train | Dev | Test | Total |
|---------------------------|--------------------|-----------------|-----------------|--------------------|
| Number of prompts | 8168 | 1004 | 965 | 10137 |
| Number of articles | 1931 | 248 | 240 | 2419 |
| Label counts (-1 / 0 / 1) | 1981 / 3619 / 2568 | 232 / 448 / 324 | 215 / 403 / 347 | 2428 / 4470 / 3239 |

Table 1: Corpus statistics. Labels -1, 0, 1 indicate *significantly decreased*, *no significant difference* and *significantly increased*, respectively.

tively. Similarly, we encode the article itself into a vector a . We experimented with several encoder options, including simple bag-of-words style encoding (i.e., averaging constituent word vectors) and RNNs. For the latter, we specifically pass a Gated Recurrent Unit (Cho et al., 2014), or GRU, over inputs, yielding hidden states for each article token.

In preliminary experiments we found that simple averages over token embeddings worked well for encoding prompts (i , c and o), likely because they tend to be quite short. But this encoding works terribly for articles, due to their length. Therefore, we use a GRU to encode articles (uni-directional, as bi-directional added complexity without improving results).

In the simplest neural model variant, we simply concatenate the encoded article and ICO frame into a vector $[a; i; c; o]$ which is then passed through a feedforward network with a single hidden layer to allow interactions between the prompt and article text.⁴ As discussed in detail below, we experiment with a variety of attention mechanisms imposed over article tokens.

4.2 Finding the Evidence

Exploiting the spans of evidence marked as supporting assessments should improve the predictive performance of models. An additional advantage of modeling this explicitly is that models will then be able to provide *rationales* for decisions (Lei et al., 2016; Zhang et al., 2016; Zaidan et al., 2007), i.e., snippets of text that support predictions. We therefore experiment with model variants that classify input tokens as being relevant evidence (or not) prior to performing inference.

We consider both *pipeline* and *joint* instantiations of such models. In the former type, the model first identifies spans in the text and then passes these forward to an independent component that makes predictions on the basis of these. In models of the latter type, evidence span tagging and document-level inference is performed

end-to-end. Evidence snippets are not restricted to sentence boundaries (i.e., are token-wise), but we also consider model variants that relax evidence span tagging to a sentence labeling task (classifying sentences as containing *any* evidence tokens, or not). In either case, which spans are relevant will depend on the prompt assessed. Thus, we consider and contrast variants that condition evidence span prediction on the input prompt.

We consider both linear and neural models. For the former, we train two logistic regression models over bag-of-words input representations. The first predicts whether or not a given sentence contains any evidence tokens. Document predictions are then made via a second (independent) logistic regression model that consumes aggregate bag-of-words representations of only those sentences predicted to contain evidence. This is a linear model, and thus does not accommodate interactions; we therefore consider only an unconditioned version.

For our pipeline neural model, we first induce vector representations of article sentences via a GRU, and these are then passed through a binary classification layer. To allow interactions between the input prompt and the sentence being classified, we also consider a conditioned variant in which the sentence classification model is provided the induced vector representations of the prompt elements alongside the sentence vector.

For end-to-end models, we capitalize on attention mechanisms that learn to focus on (contextualized hidden representations of) individual article tokens prior to making a prediction. We consider several variants of attention, and we explore directly pretraining these using the marked evidence spans available in the training data.

The simplest attention module we consider is unconditioned; we simply learn weights W that scores hidden states h_a output from the article encoder. Concretely,

$$\alpha = \text{softmax}\{w_\alpha \cdot H_a\} \quad (1)$$

where $w_\alpha \in \mathcal{R}^{1 \times d}$ and $H_a \in \mathcal{R}^{d \times |a|}$, denoting hidden size by d and article length by $|a|$.⁵

⁴We use a linear hidden layer; experiments adding a non-linearity (ReLU) did not affect results.

⁵We have elided bias terms for presentation.

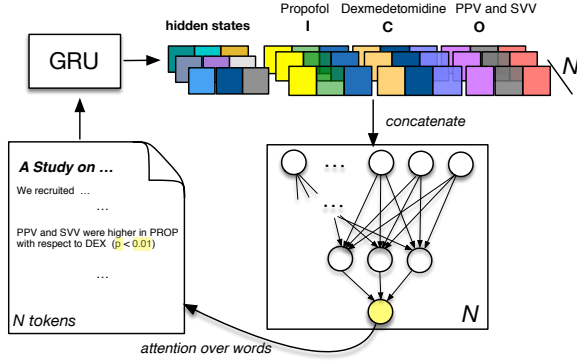


Figure 4: The proposed conditional attention variant. ICO frame embeddings are concatenated to hidden state vectors from the GRU and fed through an MLP to induce attention weights.

However, the text span relevant to a classification will depend on the prompt under consideration. We thus also consider a conditioned variant of attention. In this version we concatenate the i , c , and o vectors induced by our encoders to the hidden states. Abusing notation a bit, denote the matrix in which we concatenate the i , c , and o vectors to each column in H_a by $[H_a; i; c; o]$. We then consider an attention variant that passes this concatenated representation through a single hidden layer to score tokens (Figure 4).

$$\alpha = \text{softmax}\{v_\alpha^t \cdot \tanh(W_\alpha \cdot [H_a; i; c; o])\} \quad (2)$$

We consider two ways of converting the provided evidence spans into targets: (1) Imposing a uniform distribution over marked evidence tokens; (2) Setting the target for all marked evidence tokens as 1. In both cases we treat the absence of annotations on a token as an implicit negative target (0). It is important to note that the model will see the same article multiple times during training with different evidence span targets, one for each prompt in the train set. The snippet of text that supports a particular assessment naturally depends on the prompt under consideration. Unconditioned attention variants will thus, by construction, be unable to attend exclusively to the relevant spans of text for across all prompts.

When training with binary targets, we consider two specifications: one in which the outputs of the attention model are independent (per-token) sigmoids indicating whether or not a word belongs to an evidence span, and another in which attention weights are normalized via a softmax over tokens. The latter is standard, although per-token attention has been previously proposed (Kim et al., 2017).

5 Experimental Details

5.1 Development Setting

During model development, we used 90% of the train set for training, and the remaining 10% as to monitor performance over epochs. To iteratively assess and refine models during this development phase, we used the standardized validation set. All decisions regarding final experiments to run were made using this validation set, prior to evaluating models on the held-out test set of articles. Results reported in this paper are on the final test set. Note that we report averages for neural models (over five runs) to mitigate noise due to random initialization and fitting.

5.2 Training Details and Hyperparameters

All neural variants were trained up to 50 epochs with a patience of 10 epochs. We monitored performance during training on a nested development set and retained the model that achieved the highest F1 score on this. For GRU encoders we used 32 hidden units. All models for the primary task were trained with batch sizes of 32.

We initialized word embeddings to pretrained word vectors induced over a large set of PubMed abstracts (Pyysalo et al., 2013). Given the modest training dataset size, we did not fine-tune these.

5.3 Attention pretraining Details

We use the manually marked supporting snippets as explicit, intermediate supervision for pretraining the attention mechanisms described in 4.2. More specifically, we pretrain the attentional model components for both conditioned and unconditioned attention variants.

Concretely, we minimize token-wise binary cross entropy loss with respect to one of the two token-wise targets delineated in the preceding Section. We normalize loss per batch by the number of constituent tokens, using batch sizes of 16.⁶ We monitor token-wise AUC with respect to the reference evidence span annotations marked in the held-out validation set mention in Section 5.1. We retained the model that achieved the best AUC measured over fifty epochs of attention pretraining (again with a patience of ten) and used these weights as initialization values for fine-tuning the end-to-end inference network.⁷

⁶Memory constraints precluded larger batches.

⁷We also experimented with ‘freezing’ attention module parameters during fine-tuning, but this performed poorly.

| Model | Precision | Recall | F1 | Evidence token AUC / mass |
|-----------------------------------------------|-----------|--------|-------|---------------------------|
| Majority | 0.138 | 0.333 | 0.195 | – |
| Heuristics | 0.431 | 0.389 | 0.354 | 0.682 / 0.025 |
| Logistic regression | 0.409 | 0.400 | 0.388 | – |
| Pipeline logistic regression | 0.452 | 0.429 | 0.423 | 0.523 / 0.012 |
| Pipeline neural network | 0.422 | 0.405 | 0.402 | 0.847 / 0.080 |
| + Conditioned | 0.426 | 0.420 | 0.417 | 0.863 / 0.062 |
| End-to-end neural network | 0.471 | 0.439 | 0.440 | – |
| + Attention | 0.528 | 0.507 | 0.508 | 0.759 / 0.047 |
| + Pretrain attention [†] | 0.527 | 0.507 | 0.505 | 0.880 / 0.129 |
| + Conditional attention | 0.522 | 0.504 | 0.505 | 0.706 / 0.059 |
| + Pretrain conditional attention [†] | 0.531 | 0.519 | 0.520 | 0.836 / 0.125 |

Table 2: Summary results on the evidence inference task test set, averaged over five independent runs (with independent random initialization values). Metrics are macro-averages over classes. Evidence token AUC and mass (last column) quantify identification of relevant supporting tokens. Models in the top two rows perform no learning; the second two correspond to linear models; the rest are neural model variants. [†] indicates ‘token-wise’ attention pretraining; we report results for alternative attention losses in the Appendix.

| Class | Precision | Recall | F1 |
|----------------|-----------|--------|-------|
| Sig. decreased | 0.448 | 0.334 | 0.380 |
| No sig. diff. | 0.586 | 0.636 | 0.610 |
| Sig. increased | 0.556 | 0.585 | 0.572 |

Table 3: Average per-class test performance of best overall model (*pretrain conditional attention*).

We trained all models with the Adam optimizer using the parameters suggested by (Kingma and Ba, 2014). We trained using PyTorch (Paszke et al., 2017), v 1.0.1.post2.⁸ Code for our models and to reproduce our results is available at: <https://github.com/jayded/evidence-inference>.

5.4 Pipeline Model Training Details

Pipeline models first attempt to identify sentences containing evidence. To train these, we generalize token-wise annotations to sentences such that a sentence is labeled 1 if it contains any evidence tokens, and 0 otherwise. We then trained the sentence tagging models described above with these labels, monitoring loss on a nested validation set and retaining the best observed model over 50 epochs. The document-level model subsequently consumes only sentences tagged as relevant.

6 Results

6.1 Main Task Results

Results on the main task for proposed model variants are reported in Table 2. These are averages over five independent runs, to ensure relatively robust measures of model performance.⁹ The best

⁸This is a nightly build, used due to a dependence on recently introduced RNN utilities.

⁹These models exhibit a fair amount of variance; we report ranges over the validation set in the Appendix.

| Model | Precision | Recall | F1 |
|----------------------------------|--------------|--------------|--------------|
| NN + Attention | 0.518 | 0.503 | 0.505 |
| NN + pretrain cond. attn. | 0.533 | 0.530 | 0.531 |

Table 4: Leaderboard results.

performing model exploits pretrained conditional attention. For the leaderboard we assume a single set of model predictions. To generate these we evaluated models on the test set using the versions that realized the strongest observed performance on the validation set over the aforementioned five runs/initializations. The best performing model (and hence current leader) is the variant that uses pretrained, conditional attention, which aligns with the average results in Table 2. Table 4 reports the results here, along with a more standard attentive architecture for context.

To highlight the importance of identifying relevant spans to inform predictions, we present results achieved when these are provided directly to models via an ‘oracle’ prior to prediction in Table 6. Access to this oracle yields a 20+ point jump in F1, indicating that accurately extracting the relevant evidence is critical. Below (Section 6.2) we attempt to elucidate how well (or poorly) attention mechanisms fail to find supporting evidence.

A natural question that arises in NLP tasks in which the output depends on both a document and a question (here, a prompt) is: how much does the latter in fact influence model predictions (Kaushik and Lipton, 2018)? We explore this in Table 5. Relying only on the prompt (ignoring the article completely) achieves surprisingly strong performance, outperforming a vanilla neural model (sans attention). This is not entirely unreasonable, as certain intervention types will tend to correlate with significant vs insignificant findings, i.e., the prompt

| Model | Precision | Recall | F1 |
|-------------------|-----------|--------|-------|
| Best NN | 0.531 | 0.519 | 0.520 |
| NN (no attention) | 0.471 | 0.439 | 0.440 |
| - prompt | 0.344 | 0.340 | 0.324 |
| - article | 0.489 | 0.468 | 0.472 |

Table 5: Average results achieved (macro-averages over five runs) by the neural model when it is provided only the article or only the prompt. We reproduce results for the best model from Table 2 and the vanilla (no attention) end-to-end neural network for context.

| Model | Precision | Recall | F1 |
|---------------------|-----------|--------|-------|
| Heuristics | 0.492 | 0.457 | 0.453 |
| Logistic regression | 0.732 | 0.734 | 0.731 |
| Neural network | 0.740 | 0.739 | 0.739 |

Table 6: Average results achieved when models are provided directly with the reference evidence spans.

itself contains signal. The neural model without attention is likely simply unable to extract meaningful signal from lengthy articles, and so induced representations merely add noise. By contrast, ignoring the prompt severely degrades performance.

6.2 Analyzing Attention

To provide a sense of how well models are able to identify relevant evidence (i.e., tokens in the supporting snippets marked by annotators), we report token AUCs and *evidence masses* for all models that assign scores to words. The former captures how well models discriminate evidence from non-evidence tokens in general; the latter measures the relative amount of attention paid to evidence tokens. Concretely we calculate attention mass as a sum of the normalized attention scores assigned to words that belong to reference evidence spans. Thus, e.g., if the evidence token mass were 1, this would mean the model attended to *only* relevant evidence, ignoring all other tokens. We also experimented with optimizing for this directly during attention pretraining (see Appendix).

Aside from the *Majority* and *LR* baselines, all of the models explored generate scores encoding token relevance, either explicitly or implicitly. Attentive neural variants induce these by scoring contextualized representations of tokens t , h_t for relevance. Pipelined models score sentences, not tokens. For comparison across models, we assign the probability predicted for a given sentence to all of the words that it contains. Note that the maximum evidence token AUC achievable when selecting a sentence is ~ 0.92 .

Qualitatively, we observe that attention weights often, though not always, square with intuition. In

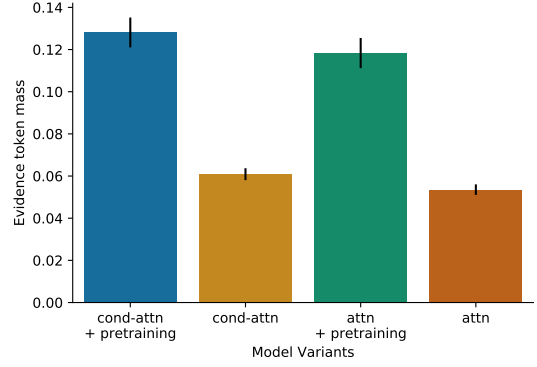


Figure 5: Evidence token masses achieved by models on the validation set, after training.

a test example wherein the intervention is *propofol*, the comparator *dexmedetomidine*, and the outcome *Stroke Volume Variation (SVV)* and *Pulse Pressure Variation (PPV)*, the conditioned, pre-trained attention model focuses on tokens ‘svv’, ‘versus’ (suggesting comparison), and *p*-value indicators (‘p’, ‘01’). This is not surprising given the reasonably high evidence token AUC achieved by this model.

Overall, despite conditioning and pretraining attention mechanisms, end-to-end models remain over 20 points behind the oracle variant (Table 6). This suggests that the model is failing to sufficiently attend to the relevant evidence. Figure 5 supports this conjecture. This shows the total evidence mass realized by models on the validation set (after training for the final task of evidence inference). Even pretrained models assign $< 14\%$ of total attention mass to actual evidence tokens.

We also explore how token-level discriminative performance varies between pretrained and end-to-end variants (without explicit attention training), and how this changes as learning progresses. Figure 6 plots evidence token AUC over epochs (on the validation set) for attentive model variants (conditioned and unconditioned). We show curves for the case where we use explicit supervision (pretraining; dotted lines) and where relevance is learned only indirectly via the downstream evidence inference objective (no pretraining; solid lines). Interestingly, evidence token AUC reaches maximum values during pretraining (shown as negative epochs) for supervised attention variants, and declines precipitously when the training objective transitions to the downstream task. This suggests a kind of catastrophic forgetting introduced due to shifting objectives.

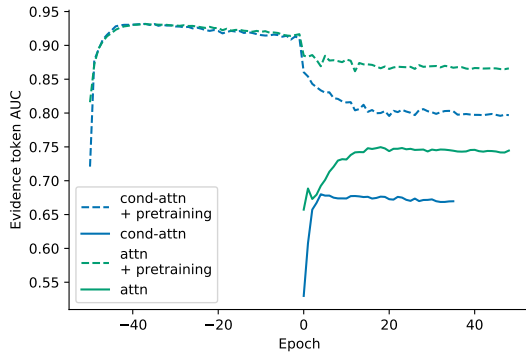


Figure 6: Validation evidence token AUCs during training. ‘pretraining’ epochs are depicted as ‘negative’ for the two explicitly supervised attention variants. Note that we use early stopping, so not all models run for the same number of epochs.

7 Related Work

The proposed task is situated at the intersection of information extraction (Cardie, 1997), natural language inference (Bowman et al., 2015), evidence mining (Rinott et al., 2015) and question answering (Harabagiu et al., 2000; Hovy et al., 2000). However, our focus on inferring results from lengthy clinical trial reports pertaining to particular prompts constitutes a unique problem, as discussed in the Introduction.

Prior systems have attempted to extract information from articles describing RCTs. For example, ExaCT (Kiritchenko et al., 2010) attempts to extract variables describing clinical trials from articles, and ACRES (Summerscales et al., 2011) ingests extracts key variables from abstracts. Blake and Lucic (2015; 2012) considered the problem of automatically extracting interventions and outcomes in sentences that report direct comparisons. And Mihaila et al. (2013) have proposed annotating and extracting casual statements from biomedical literature. Classifying the *modality* of statements in scientific literature has also been investigated (Thompson et al., 2008); this relates to identifying evidence.

None of these prior efforts attempted to infer the *findings* concerning the extracted interventions and outcomes, as we do here.

8 Conclusions and Future Work

We have presented the task of inferring the polarity of comparative results reported in articles describing clinical trials with respect to interventions and outcomes of interest. Such models would render the unstructured evidence currently buried

in manuscripts actionable, in turn potentially informing evidence-based care. In addition to the practical import of this problem, the task poses core NLP challenges related to processing lengthy, technical texts, and performing conditional inference over entities within these.

Our baseline results establish both the feasibility and difficulty of the task. Very simple baselines (e.g., rule-based methods) perform quite poorly, and modern neural architectures achieve the best results, currently. When models are provided with reference evidence spans from an oracle, they achieve dramatically improved performance. This demonstrates that the key challenge concerns conditionally identifying relevant snippets to inform predictions; attention mechanisms would seem to provide a natural means of allowing the model to learn to focus, and we indeed found that (supervised) attention provides some predictive gains, but these are relatively modest.

The gap between the model that directly consumes only relevant evidence snippets (Table 6) and the best performing end-to-end model is over 20 points in F1. Further, ignoring the article entirely (relying only on the prompt) degrades performance by only ~ 5 points in F1, again suggesting that even the pretrained, conditioned attention variant is not making good use of the relevant evidence contained in articles. The evidence token mass metrics also support this: The best models we have proposed consistently place only $\sim 10\text{-}15\%$ of the attention mass on tokens actually marked as containing relevant evidence.

We are simply not learning to attend well, even with explicit pretraining and conditioning. This motivates a key future research direction: designing more sophisticated attention mechanisms that (conditionally) identify spans of evidence pertinent to a given prompt. We hope this corpus and task provides opportunity to pursue such models.

9 Acknowledgements

This work was supported by NSF CAREER Award 1750978.

We also acknowledge ITS at Northeastern for providing high performance computing resources that have supported this research.

References

Dzmitry Bahdanau, Kyunghyun Cho, and Yoshua Bengio. 2014. Neural machine translation by jointly

- learning to align and translate. *arXiv preprint arXiv:1409.0473*.
- Hilda Bastian, Paul Glasziou, and Iain Chalmers. 2010. Seventy-five trials and eleven systematic reviews a day: how will we ever keep up? *PLoS Med*, 7(9):e1000326.
- Catherine Blake and Ana Lucic. 2015. Automatic end-point detection to support the systematic review process. *Journal of biomedical informatics*, 56:42–56.
- Samuel R. Bowman, Gabor Angeli, Christopher Potts, and Christopher D. Manning. 2015. [A large annotated corpus for learning natural language inference](#). In *Proceedings of the Conference on Empirical Methods in Natural Language Processing*, pages 632–642. ACL.
- Claire Cardie. 1997. Empirical methods in information extraction. *AI Magazine*, 18(4):65.
- Kyunghyun Cho, Bart Van Merriënboer, Caglar Gulcehre, Dzmitry Bahdanau, Fethi Bougares, Holger Schwenk, and Yoshua Bengio. 2014. Learning phrase representations using rnn encoder-decoder for statistical machine translation. *arXiv preprint arXiv:1406.1078*.
- Eunsol Choi, Daniel Hewlett, Alexandre Lacoste, Illia Polosukhin, Jakob Uszkoreit, and Jonathan Berant. 2017. Coarse-to-fine question answering for long documents. In *Proceedings of the Association for Computational Linguistics*. ACL.
- Sanda M Harabagiu, Marius A Paşca, and Steven J Maiorano. 2000. Experiments with open-domain textual question answering. In *Proceedings of the Association for Computational Linguistics*, pages 292–298. ACL.
- Eduard Hovy, Laurie Gerber, Ulf Hermjakob, Michael Junk, and Chin-Yew Lin. 2000. Question answering in webclopedia. In *TREC*, volume 52, pages 53–56.
- Robin Jia and Percy Liang. 2016. [Data recombination for neural semantic parsing](#). In *Proceedings of the Annual Meeting of the Association for Computational Linguistics (ACL)*, pages 12–22. Association for Computational Linguistics.
- Divyansh Kaushik and Zachary C Lipton. 2018. How much reading does reading comprehension require? a critical investigation of popular benchmarks. *arXiv preprint arXiv:1808.04926*.
- Yoon Kim, Carl Denton, Luong Hoang, and Alexander M Rush. 2017. Structured attention networks. *arXiv preprint arXiv:1702.00887*.
- Diederik P. Kingma and Jimmy Ba. 2014. [Adam: A method for stochastic optimization](#). *CoRR*, abs/1412.6980.
- Svetlana Kiritchenko, Berry de Bruijn, Simona Carini, Joel Martin, and Ida Sim. 2010. ExaCT: automatic extraction of clinical trial characteristics from journal publications. *BMC medical informatics and decision making*, 10(1):56.
- Tao Lei, Regina Barzilay, and Tommi Jaakkola. 2016. Rationalizing neural predictions. *arXiv preprint arXiv:1606.04155*.
- M Marre, J Shaw, M Brändle, WM Wan Bebakar, Nor Azmi Kamaruddin, J Strand, M Zdravkovic, TD Le Thi, S Colagiuri, and LEAD-1 SU study group. 2009. Liraglutide, a once-daily human glp-1 analogue, added to a sulphonylurea over 26 weeks produces greater improvements in glycaemic and weight control compared with adding rosiglitazone or placebo in subjects with type 2 diabetes (lead-1 su). *Diabetic Medicine*, 26(3):268–278.
- Iain J Marshall, Anna Noel-Storr, Joël Kuiper, James Thomas, and Byron C Wallace. 2018. Machine learning for identifying randomized controlled trials: An evaluation and practitioner’s guide. *Research synthesis methods*.
- Claudiu Mihăilă, Tomoko Ohta, Sampo Pyysalo, and Sophia Ananiadou. 2013. Biocause: Annotating and analysing causality in the biomedical domain. *BMC bioinformatics*, 14(1):2.
- Dae Hoon Park and Catherine Blake. 2012. Identifying comparative claim sentences in full-text scientific articles. In *Proceedings of the workshop on detecting structure in scholarly discourse*, pages 1–9. Association for Computational Linguistics.
- Adam Paszke, Sam Gross, Soumith Chintala, Gregory Chanan, Edward Yang, Zachary DeVito, Zeming Lin, Alban Desmaison, Luca Antiga, and Adam Lerer. 2017. Automatic differentiation in pytorch. In *NIPS-W*.
- Sampo Pyysalo, Filip Ginter, Hans Moen, Tapio Salakoski, and Sophia Ananiadou. 2013. Distributional semantics resources for biomedical text processing. *Proceedings of Languages in Biology and Medicine*.
- Ruty Rinott, Lena Dankin, Carlos Alzate Perez, Mitesh M Khapra, Ehud Aharoni, and Noam Slonim. 2015. Show me your evidence-an automatic method for context dependent evidence detection. In *Proceedings of the 2015 Conference on Empirical Methods in Natural Language Processing*, pages 440–450.
- Rodney L Summerscales, Shlomo Argamon, Shangda Bai, Jordan Hupert, and Alan Schwartz. 2011. Automatic summarization of results from clinical trials. In *Proceedings of the International Conference on Bioinformatics and Biomedicine (BIBM)*, pages 372–377. IEEE.

- Paul Thompson, Giulia Venturi, John McNaught, Simonetta Montemagni, and Sophia Ananiadou. 2008. Categorising modality in biomedical texts. In *Proceedings of the LREC 2008 Workshop on Building and Evaluating Resources for Biomedical Text Mining*, pages 27–34.
- Guy Tsafnat, Adam Dunn, Paul Glasziou, and Enrico Coiera. 2013. The automation of systematic reviews: Would lead to best currently available evidence at the push of a button. *BMJ: British Medical Journal*, 346(7891):8–8.
- Zichao Yang, Diyi Yang, Chris Dyer, Xiaodong He, Alex Smola, and Eduard Hovy. 2016. Hierarchical attention networks for document classification. In *Proceedings of the 2016 Conference of the North American Chapter of the Association for Computational Linguistics: Human Language Technologies*.
- Omar Zaidan, Jason Eisner, and Christine D Piatko. 2007. Using “annotator rationales” to improve machine learning for text categorization. In *HLT-NAACL*, pages 260–267. Citeseer.
- Ye Zhang, Iain J. Marshall, and Byron C. Wallace. 2016. Rationale-Augmented Convolutional Neural Networks for Text Classification. In *Proceedings of Empirical Methods in Natural Language Processing (EMNLP)*, pages 795–804. Association for Computational Linguistics (ACL).