

# DSAL-GAN: DENOISING BASED SALIENCY PREDICTION WITH GENERATIVE ADVERSARIAL NETWORKS

Prerana Mukherjee<sup>†\*</sup> and Manoj Sharma<sup>‡\*</sup> Megh Makwana<sup>§\*</sup> Ajay Pratap Singh<sup>‡</sup>,  
 Avinash Upadhyay<sup>‡</sup> Akshita Trivedi<sup>‡</sup> Brejesh Lall<sup>§</sup> Santanu Chaudhury<sup>¶</sup>  
<sup>†</sup> IIT SiC, <sup>‡</sup> CSIR-CEERI Ph, <sup>§</sup> CCS CeRL, <sup>¶</sup> IIT Dh, <sup>¶</sup> IIT Jh  
<sup>†</sup> pm@iit, <sup>‡</sup> {h, s}@ceeri, <sup>§</sup> m, b}@ccs, <sup>¶</sup> {a, s}@iit

<sup>§</sup> ml@iit

<sup>¶</sup> j@iit

<sup>¶</sup> j@iit

## ABSTRACT

Saliency prediction is a task of identifying the most important parts of an image for a given task. This is often done by using a model to generate a saliency map. However, this process is often noisy and can be improved by denoising. In this paper, we propose a denoising based saliency prediction method using Generative Adversarial Networks (GAN). We call this method DSAL-GAN. DSAL-GAN is a GAN where the generator takes a noisy image as input and outputs a saliency map. The discriminator takes a saliency map as input and outputs a binary value. We train DSAL-GAN using a combination of adversarial and reconstruction losses. The adversarial loss is used to ensure that the generated saliency maps are realistic. The reconstruction loss is used to ensure that the generated saliency maps are close to the ground truth. We evaluate DSAL-GAN on a standard saliency prediction dataset and show that it outperforms existing methods. The results show that DSAL-GAN produces more accurate and denoised saliency maps compared to other methods. This is achieved by using a denoising process in the generator. The denoising process is implemented using a denoising autoencoder. The autoencoder takes a noisy image as input and outputs a denoised image. This denoised image is then used as input to the generator. The generator then produces a saliency map. The discriminator then takes this saliency map as input and outputs a binary value. The adversarial loss is used to ensure that the generated saliency maps are realistic. The reconstruction loss is used to ensure that the generated saliency maps are close to the ground truth. We evaluate DSAL-GAN on a standard saliency prediction dataset and show that it outperforms existing methods. The results show that DSAL-GAN produces more accurate and denoised saliency maps compared to other methods.

**Index Terms**— Denoising, GAN, Saliency Prediction

## 1. INTRODUCTION

Saliency prediction is a task of identifying the most important parts of an image for a given task. This is often done by using a model to generate a saliency map. However, this process is often noisy and can be improved by denoising. In this paper, we propose a denoising based saliency prediction method using Generative Adversarial Networks (GAN). We call this method DSAL-GAN. DSAL-GAN is a GAN where the generator takes a noisy image as input and outputs a saliency map. The discriminator takes a saliency map as input and outputs a binary value. We train DSAL-GAN using a combination of adversarial and reconstruction losses. The adversarial loss is used to ensure that the generated saliency maps are realistic. The reconstruction loss is used to ensure that the generated saliency maps are close to the ground truth. We evaluate DSAL-GAN on a standard saliency prediction dataset and show that it outperforms existing methods. The results show that DSAL-GAN produces more accurate and denoised saliency maps compared to other methods.

\*EIC

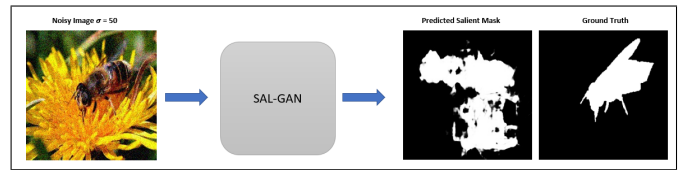


Fig. 1. DSAL-GAN (denoising based)

The proposed method is based on a combination of adversarial and reconstruction losses. The adversarial loss is used to ensure that the generated saliency maps are realistic. The reconstruction loss is used to ensure that the generated saliency maps are close to the ground truth. We evaluate DSAL-GAN on a standard saliency prediction dataset and show that it outperforms existing methods. The results show that DSAL-GAN produces more accurate and denoised saliency maps compared to other methods.

The proposed method is based on a combination of adversarial and reconstruction losses. The adversarial loss is used to ensure that the generated saliency maps are realistic. The reconstruction loss is used to ensure that the generated saliency maps are close to the ground truth. We evaluate DSAL-GAN on a standard saliency prediction dataset and show that it outperforms existing methods. The results show that DSAL-GAN produces more accurate and denoised saliency maps compared to other methods.

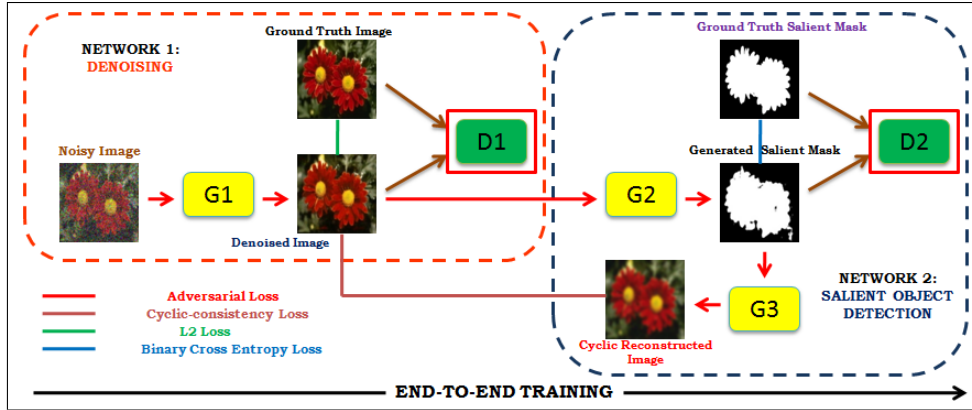


Fig. 2. ED-SAL-GAN Architecture

introduction  
 background  
 Definition of DSAL-GAN  
 architecture  
 implementation  
 results

1. Introduction  
 2. Use of DSAL-GAN in  
 3. Experimental  
 results

1. Introduction
2. Use of DSAL-GAN in
3. Experimental results

Results  
 InSe2, which  
 InSe3, which  
 InSe4.

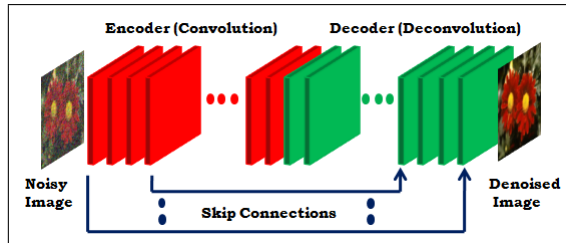


Fig. 3. RED-Net Architecture [6].

## 2. METHODOLOGY

### 2.1. Problem Formation

The problem  
 is to find  $x = D.y$ . The  $x$  and  $y$  are given

(input)  $y$  is given  
 the problem is to find  $x$   
 such that  $x = D.y$

$$y = D^{-1}.x = f_d(x) \quad (1)$$

When  $f_d$  is known  
 the problem is to find  $x$

$$z = f_{SOD}(f_d(x)) = f_{SOD}(y) \quad (2)$$

When  $z$  is known  
 the problem is to find  $x$ . The  $f_{SOD}$  is known

### 2.2. Image Denoising

As shown in Fig. 2, the noisy image  $x$  is processed by the generator  $G1$  to produce the denoised image  $y_{predicted}$ . The denoised image  $y_{predicted}$  is then processed by the discriminator  $D1$  to produce the adversarial loss  $L_{Adversarial}$ . The denoised image  $y_{predicted}$  is also processed by the generator  $G2$  to produce the salient mask  $z$ . The salient mask  $z$  is then processed by the discriminator  $D2$  to produce the adversarial loss  $L_{Adversarial}$ . The denoised image  $y_{predicted}$  is also processed by the generator  $G3$  to produce the cyclic reconstructed image  $x_{cyclic}$ . The cyclic reconstructed image  $x_{cyclic}$  is then compared with the original noisy image  $x$  to produce the cyclic consistency loss  $L_{Cyclic}$ . The denoised image  $y_{predicted}$  is also processed by the generator  $G1$  to produce the denoised image  $y_{predicted}$ . The denoised image  $y_{predicted}$  is also processed by the generator  $G2$  to produce the salient mask  $z$ . The salient mask  $z$  is then processed by the discriminator  $D2$  to produce the adversarial loss  $L_{Adversarial}$ . The denoised image  $y_{predicted}$  is also processed by the generator  $G3$  to produce the cyclic reconstructed image  $x_{cyclic}$ . The cyclic reconstructed image  $x_{cyclic}$  is then compared with the original noisy image  $x$  to produce the cyclic consistency loss  $L_{Cyclic}$ .

Fig. 3. The L2 Loss function

$$L_{Content}^{Denoising} = \frac{1}{n} \sum_{i=1}^N \| G1(x_i) - Y_i \|_2 \quad (3)$$

The

$$L_{Adversarial}^{Denoising} = \frac{1}{n} \sum_{i=1}^N -\log D1(G1(x_i)) \quad (4)$$

The

$$L^{Denoising} = L_{Content}^{Denoising} + w_1.L_{Adversarial}^{Denoising} \quad (5)$$





- [6] XiaoMao Chen and Yubin Yang  
 陈肖毛 and 杨育斌  
 CoRR, vol. 1606.08921, 2016.
- [7] Valentin E. Dincă  
 丁进  
*Computer Vision and Pattern Recognition Workshops (CVPRW), 2010 IEEE Computer Society Conference on.* IEEE, 2010, p4956.
- [8] MingChang Nie, Min Xiao, and  
 倪明畅, 肖敏, and 郭少民  
*IEEE TPAMI*, vol. 37, no. 3, p569582, 2015.
- [9] Qiyu Li, Xujie Shen, and Jia He  
 李启宇, 申旭杰, and 何佳  
*Proceedings of the IEEE Conference on Computer Vision and Pattern Recognition*, 2013, p11554162.
- [10] Xi Li, Lizhen Lu, Weimin Han, and  
 李希, 卢志辰, 韩伟民, and 王德明  
 CoRR, vol. 1510.05484, 2015.