

On the Efficiency of the Iterative Techniques for Solving Incompressible Navier-Stokes Equations

Mohamed Mohsen Ahmed*

Department of Mechanical Engineering, University of Maryland, College Park, Maryland, USA

It is well known that the choice of the iterative method is crucial in determining the speed of the converged solution. This article presents a detailed comparison between several iterative techniques for solving incompressible Navier-Stokes equations. The numerical approaches implemented in the solver include Jacobi, Gauss-Siedel, Successive Over Relaxation, Alternating Direct Implicit and Multigrid methods. The results reveal that multigrid method is the most powerful iterative method among all other methods investigated in terms of the computational time and the number of iterations.

Keywords: Iterative techniques, Elliptic equations, Projection Method, ADI, Multigrid

I. Introduction

Navier-Stokes equations are non-linear second order coupled partial differential equations that an exact solution can only be obtained if certain approximations are performed. Therefore, numerical solutions of Navier-Stokes equations are the most practical method for engineering application involving complex flows. However, complex flows are associated with different length and time scales such that a large number of iterations using a sufficiently large number of grid points or mesh cells should be carried out in order to converge to a solution that captures the complex flow physics. Although parallel computing has been widely used to deal with large number of mesh cells by distributing the mesh on several processors using different decomposition methods [1], the choice of the iterative method that shall be used to solve the governing equations remains crucial in determining the speed of obtain a converged solution.

This paper presents a detailed comparison of the speed of the most common iterative techniques that are employed in solving a system of equations. The iterative techniques employed in this study include Jacobi, Gauss-Siedel (GS), Successive Over Relaxation (SOR), Successive Over Relaxation by Line (SLOR), Alternative Direct Implicit (ADI) and multigrid. The numerical example employed in this study is the solution of the incompressible Navier-Stokes equations using projection method [2].

The governing equations in the non-dimensionalized primitive variable form are

1) continuity equation

$$\frac{\partial u}{\partial x} + \frac{\partial v}{\partial y} = 0 \quad (1)$$

*Corresponding author email: mmahmed@umd.edu

2) Momentum equation x-direction

$$\frac{\partial u}{\partial t} + \frac{\partial u^2}{\partial x} + \frac{\partial uv}{\partial y} + \frac{\partial p}{\partial x} = \frac{1}{Re} \left(\frac{\partial^2 u}{\partial x^2} + \frac{\partial^2 u}{\partial y^2} \right) \quad (2)$$

3) Momentum equation y-direction

$$\frac{\partial v}{\partial t} + \frac{\partial uv}{\partial x} + \frac{\partial v^2}{\partial y} + \frac{\partial p}{\partial y} = \frac{1}{Re} \left(\frac{\partial^2 v}{\partial x^2} + \frac{\partial^2 v}{\partial y^2} \right) \quad (3)$$

II. Discretization of the Governing Equations

Finite difference method is employed to discretize the governing equations on a staggered grid. The use of staggered grid allows the coupling between u , v and p at adjacent point, thus, preventing oscillations and checker-board effects. In the description of staggered grid, the pressure is defined at the cell center point i, j . However, the velocity components are defined as u_f, u_b, v_f and v_b which correspond to forward and backward edges of the cell corresponding to point i, j . The velocity at the cell center point i, j is calculated from the average of the forward and backward velocities such that

$$u(i, j) = \frac{u_f(i, j) + u_b(i, j)}{\Delta x} \quad (4)$$

$$v(i, j) = \frac{v_f(i, j) + v_b(i, j)}{\Delta y} \quad (5)$$

The continuity equation can be discretized using central differencing about point i, j as

$$\frac{u_f(i, j) - u_b(i, j)}{\Delta x} + \frac{v_f(i, j) - v_b(i, j)}{\Delta y} = 0 \quad (6)$$

Explicit discretization of the x-momentum equation about point i, j using central differences yields

$$u_f^{k+1}(i, j) = F_f^k(i, j) - \frac{\Delta t}{\Delta x} [p(i+1, j) - p(i, j)]^{k+1} \quad (7)$$

where

$$\begin{aligned} F_f^k(i, j) = & u_f^k(i, j) + \Delta t \left[\frac{u_f(i+1, j) - 2u_f(i, j) + u_b(i, j)}{Re \Delta x^2} \right. \\ & + \frac{u_f(i, j-1) - 2u_f(i, j) + u_f(i, j+1)}{Re \Delta y^2} \\ & \left. - \frac{u^2(i+1, j) - u^2(i, j)}{\Delta x} - \frac{[uv]_{ff}(i, j) - [uv]_{fb}(i, j)}{\Delta y} \right]^k \end{aligned} \quad (8)$$

Similarly, the y-momentum equation is discretized as

$$v_f^{k+1}(i, j) = G_f^k(i, j) - \frac{\Delta t}{\Delta x} [p(i, j+1) - p(i, j)]^{k+1} \quad (9)$$

where

$$\begin{aligned} G_f^k(i, j) = & v_f^k(i, j) + \Delta t \left[\frac{v_f(i+1, j) - 2v_f(i, j) + v_f(i-1, j)}{Re \Delta x^2} \right. \\ & + \frac{u_f(i, j+1) - 2v_f(i, j) + v_b(i, j)}{Re \Delta y^2} \\ & \left. - \frac{v^2(i, j+1) - v^2(i, j)}{\Delta y} - \frac{[uv]_{ff}(i, j) - [uv]_{bf}(i, j)}{\Delta x} \right]^k \end{aligned} \quad (10)$$

The subscripts ff , fb and bf correspond to the corner points of the cell whose center is point i, j . The corresponding terms are

$$\begin{aligned} [uv]_{ff}(i, j) &= \left(\frac{u_f(i, j) - u_f(i, j+1)}{2} \right) \left(\frac{v_f(i, j) + v_f(i+1, j)}{2} \right) \\ [uv]_{fb}(i, j) &= \left(\frac{u_f(i, j) - u_f(i, j-1)}{2} \right) \left(\frac{v_f(i, j-1) + v_f(i+1, j-1)}{2} \right) \\ [uv]_{bf}(i, j) &= \left(\frac{u_f(i-1, j) - u_f(i-1, j+1)}{2} \right) \left(\frac{v_f(i, j) + v_f(i-1, j)}{2} \right) \end{aligned} \quad (11)$$

The pressure Poisson equation is finally obtained from the discretized continuity and momentum equations such that

$$\left[\frac{p(i-1, j) - 2p(i, j) + p(i+1, j)}{\Delta x^2} + \frac{p(i, j-1) - 2p(i, j) + p(i, j+1)}{\Delta y^2} \right]^{k+1} = RHS^k(i, j) \quad (12)$$

where

$$RHS^k(i, j) = \frac{1}{\Delta t} \left[\frac{F_f(i, j) - F_b(i, j)}{\Delta x} + \frac{G_f(i, j) - G_b(i, j)}{\Delta y} \right]^k \quad (13)$$

Since projection method provides an explicit expression of the momentum equation, limitations are introduced on the maximum time step for a stable solution. Peyret and Taylor [3] provided a correlation between the time step, Reynolds number and mesh size. If $\Delta x = \Delta y$ the restriction is

$$\frac{\Delta t}{Re \Delta x^2} \leq 0.25 \quad (14)$$

Now we have all equations in a discretized form, the next step is to implement these equations in a FORTRAN code. The overall FORTRAN solver algorithm is explained in the flowchart of figure 1.

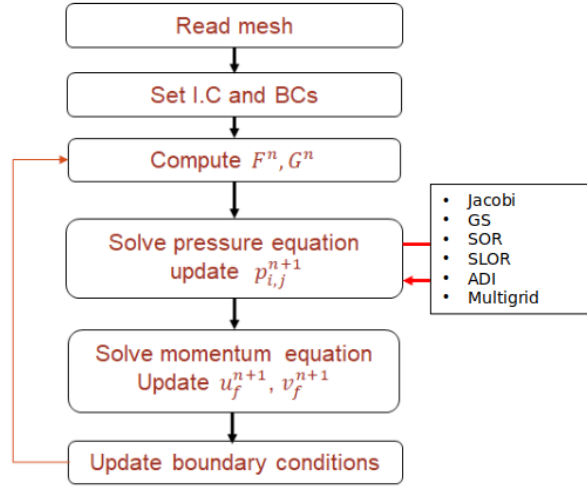


Fig. 1 Solver algorithm

III. Results and Discussion

Two test cases are considered. First, a square cavity of unity length with a moving top surface is considered for validation and verification purposes. The top wall is moving with speed $v_w = 1$ and all other walls are not moving. Different grid sizes are considered for each simulated case. Ghost cells are introduced on the staggered grid to specify the constraints of the boundary points. No slip and zero pressure gradient are specified on all walls. A study on the mesh size effect on the solution is performed first at a Reynolds number of 100. A qualitative comparison is carried out between the current solution and two different benchmark solutions by Ghia et al. [4]. Figure 2 shows the distribution of u velocity along y -direction at $x = 0.5$ for different mesh levels at $Re = 100$ when the solution reached steady state (time=17.24 s). It can be inferred that a grid independent solution can be obtained at mesh level 60x60 or above.

The second test case involves flow in the chamber described in figure 4. The inlet and outlet small gaps are $CA = BD = 0.25m$. A uniform grid is constructed with constant spacing $\Delta x = \Delta y = 0.25m$. The computational grid and boundary condition is provided in figure 1. The total number of grid points in the domain is 425 points. The simulations are performed on a single processor and the CPU time is recorded for all cases.

All numerical methods are first compared without over relaxation in order to give us confidence on the validity of our solver to predict well known trends. Figure 5 shows the number of iterations and the error of the different iterative methods employed in the solver. The slowest method is Jacobi which requires 1194 iterations to reach convergence. GS and SOR with no relaxation are identical and the number of iterations is 624 iterations, which is approximately half the number of iterations of Jacobi method. SLORB and SLORA, which refer to applying over relaxation before or after each GS line iteration cycle, are much faster than GS and SOR method with only 326 iterations. Although ADI method is the fastest among these methods with only 326 iterations, it should be taken into consideration that two calculations

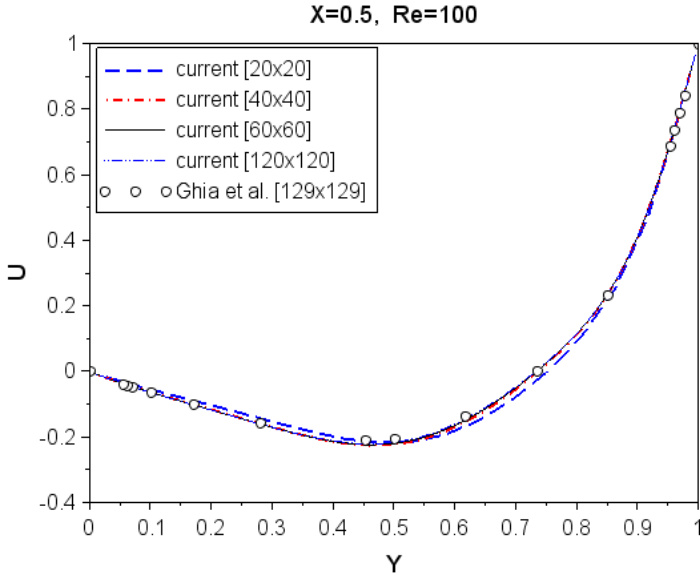


Fig. 2 distribution of u at $x = 0.5$ for $Re = 100$

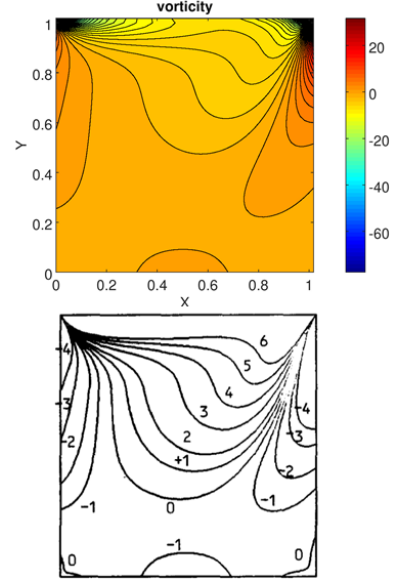


Fig. 3 $Re = 100$ Vorticity contours, top: current solution, bottom Ghia et al. [4]

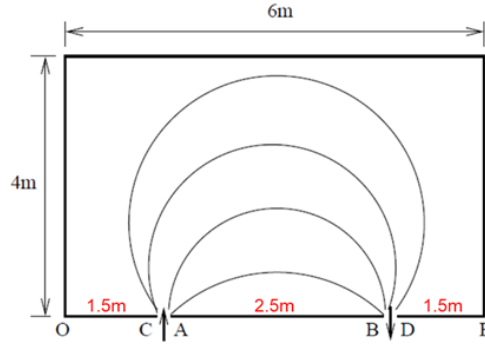


Fig. 4 Geometry description

are conducted inside a single cycle of the ADI method. In figure 6, the CPU time for each method is reported. It can be inferred that Jacobi is the slowest method, GS is the fastest method and SLOR and ADI methods are approximately equal in terms of computational time due to the reasons discussed previously.

Now, we are in turn to find the value of the best over relaxation parameter that would speed up the calculations of the SOR, SLOR and ADI methods. Figure 7 show the effect of the relaxation parameter on the number of iterations. It can be seen that there exist an optimum value of $1 < w < 2$ and this value is different for different iteration methods. The optimum values of w are 1.75, 1.75, 1.25 and 1.3 for SOR, SLORA, SLORB and ADI respectively. Figure 8 shows the error vs. number of iterations required at the best relaxation parameter w for each iterative method.

The number of iterations and CPU times for all methods with optimal relaxation are summarized in figure 9. As expected, ADI requires less number of iterations that SLORB (33 vs. 55). However, the total CPU time is almost

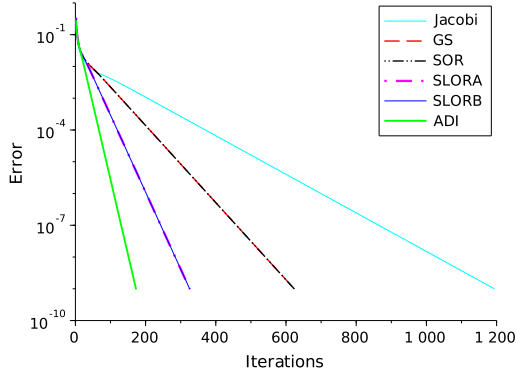


Fig. 5 Error vs. iterations (no over relaxation)



Fig. 6 Computational time (no over relaxation)

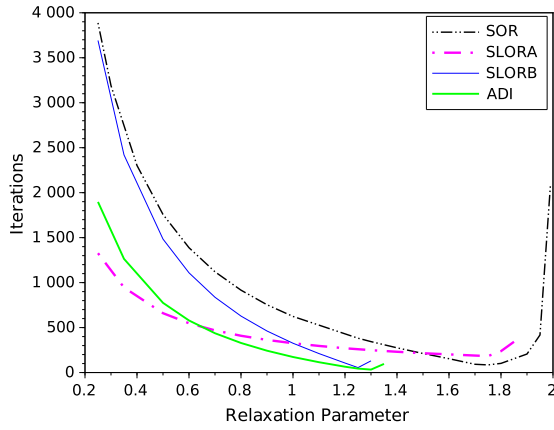


Fig. 7 iterations vs. relaxation parameter w

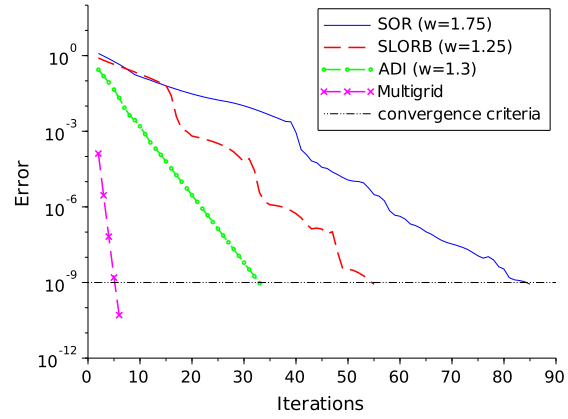


Fig. 8 Optimum relaxed methods

identical in both cases. Another important observation is that SLORA is much slower than SLORB and SOR with optimal over relaxation parameter. Figure 10 compares SLORB and SLORA at their optimal over relaxation parameters. It is inferred that although w is higher in SLORA, more number of iterations is required since the solution overshoots in the first 50 iterations. The only explanation of this observation is low stability of Thomas' algorithm [5] while solving the tri-diagonal matrix when the matrix is not diagonally dominant.

It is also concluded from figure 9 that multigrid method is the most efficient method among all other iterative methods. The solution converged after only six V-cycles and the total CPU time is around 1.03 milliseconds which is fastest relative to all other methods.

IV. Conclusion

Despite the rapid growth in parallel computing, the properties of the iterative methods are the key parameter for determining the speed of obtaining a converged solution on a single processor. Six different implicit and explicit iterative

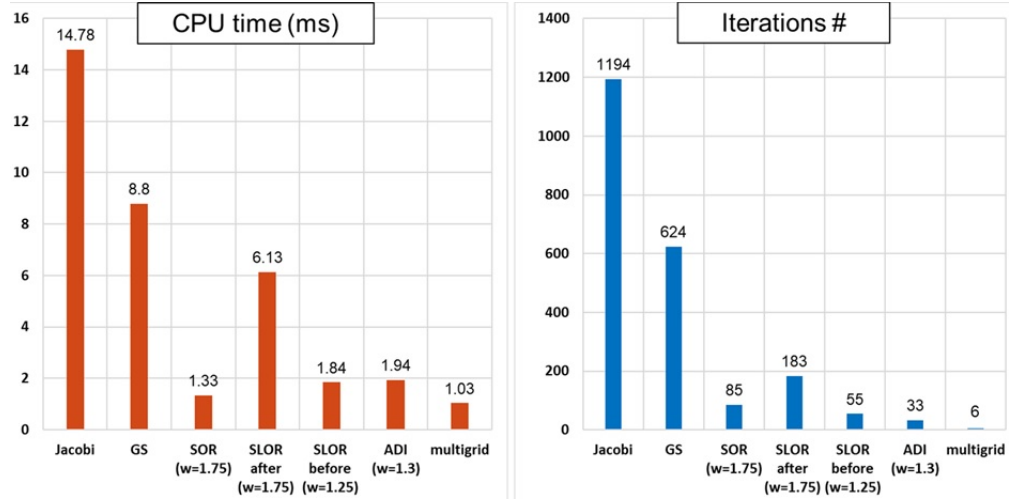


Fig. 9 Summary of Iteration number and CPU time

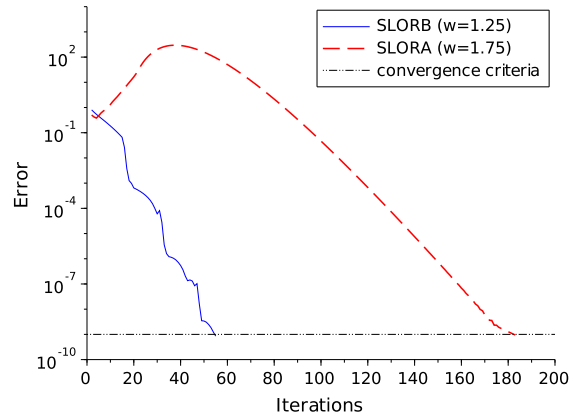


Fig. 10 SLORB and SLORA with optimal relaxation parameter

methods were compared while solving a 2-dimensional incompressible Navier-Stokes equations. The results reveal multigrid method is more efficient than other iterative methods in terms of number of iterations and computational time.

V. Funding

This study was conducted without a funding support.

VI. Conflict of interest

The authors declare that there is no conflict of interest.

VII. Appendix: Incompressible N-S Equations Fortran Solver

```
program Incomp_NS

implicit none

!!!!!!-----variables declaration-----!!!!!!

integer                                :: m,n,i,j, iteration , counter ,anim_freq
real(8)                               :: Lx,Ly,dx,dy,beta, v_w , Ren, cycles ,relaxation
real(4)                               :: time, t_final, dt , CFL
real(8),allocatable,dimension(:,:) :: P, u_f, u_b, v_f , v_b , u , v , R , psi , vor
real(8),allocatable,dimension(:,:) :: F_f, F_b , G_f, G_b
real(8),allocatable,dimension(:,:) :: uv_ff , uv_fb , uv_bf , uv_bb
real(8),allocatable,dimension(:,:) :: P_old,P_new, difference
real(8)                               :: max_error , u_center
character(len=50)                     :: filename
real(8)                               :: mm,nn

!!!!!!-----Inputs-----!!!!!!

cycles=1000000
anim_freq=500
Lx=1.0d0
Ly=1.0d0
v_w=1.0d0
m=240
n=240
dx=Lx/(m-2)
dy=Ly/(n-2)
beta=dx/dy
time=0.0d0
Ren=10000.0d0
dt=0.0025*Ren*dx**2
t_final=cycles*dt
CFL=dt/dx
relaxation=1.3
mm=m
```



```
nn=n
```

```
!!!!-----Creating variables-----!!!!
```

```
allocate(P(m,n) , u(m,n) , v(m,n) , R(m,n) , psi(m,n) , vor(m,n))
```

```
allocate(u_f(m,n) , u_b(m,n) , v_f(m,n) , v_b(m,n))
```

```
allocate(uv_ff(m,n) , uv_fb(m,n) , uv_bf(m,n) , uv_bb(m,n))
```

```
allocate(F_f(m,n), F_b(m,n), G_f(m,n), G_b(m,n))
```

```
allocate(P_new(m,n),P_old(m,n),difference(m,n))
```

```
P=0.0d0
```

```
u=0.0d0
```

```
v=0.0d0
```

```
R=0.0d0
```

```
psi=0.0d0
```

```
vor=0.0d0
```

```
uv_ff=0.0d0
```

```
uv_fb=0.0d0
```

```
uv_bf=0.0d0
```

```
uv_bb=0.0d0
```

```
u_f=0.0d0
```

```
u_b=0.0d0
```

```
v_f=0.0d0
```

```
v_b=0.0d0
```

```
F_f=0.0d0
```

```
F_b=0.0d0
```

```
G_f=0.0d0
```

```
G_b=0.0d0
```

```
P_old=0.0d0
```

```
P_new=0.0d0
```

```
!!!!-----Update Boundary conditions-----!!!!
```

```
do i=1,m
```

```
!bottom
```

```
v_f(i,1)=0.0d0
```

```
u_f(i,1)= -u_f(i,2)
```

```

P(i,1)=P(i,2)

!top

v_f(i,n-1)=0.0d0
u_f(i,n)=2*v_w-u_f(i,n-1)
P(i,n)=P(i,n-1)
end do

do j=1,n

!left

u_f(1,j)=0.0d0
v_f(1,j)= -v_f(2,j)
P(1,j)=P(2,j)


!right

u_f(m-1,j)=0.0d0
v_f(m,j)= -v_f(m-1,j)
P(m,j)=P(m-1,j)
end do

do i=2,m

do j=1,n

u_b(i,j)=u_f(i-1,j)

end do

end do

do i=1,m

do j=2,n

v_b(i,j)=v_f(i,j-1)

end do

end do

do i=1,m

do j=1,n

u(i,j)=0.5*(u_f(i,j)+u_b(i,j))

v(i,j)=0.5*(v_f(i,j)+v_b(i,j))

end do

end do

```

!!!!-----Main Solver-----!!!!

counter=0

write (filename,'(A,I6.6,A)') "p", counter,".csv"

print*,filename

open(unit=100,file=filename)

do i=2,m-1

write(100,*) (P(i,j),',', j = 2,n-2), P(i,n-1)

enddo

close(unit=100)

write (filename,'(A,I6.6,A)') "u", counter,".csv"

print*,filename

open(unit=200,file=filename)

do i=2,m-1

write(200,*) (u(i,j),',', j = 2,n-2), u(i,n-1)

enddo

close(unit=200)

write (filename,'(A,I6.6,A)') "v", counter,".csv"

print*,filename

open(unit=300,file=filename)

do i=2,m-1

write(300,*) (v(i,j),',', j = 2,n-2), v(i,n-1)

enddo

close(unit=300)

open(unit=10,file="Time_U.csv")

do counter=1,cycles

time=time+dt

```

u_center=u(nint(mm/2),nint(nn/4))

print*, '*****'

print*, 'cycle number = ', counter

print*, 'dt= ', dt

print*, 'dx= ', dx

print*, 'current time = ', time

print*, 'Courant number = ', CFL

print*, 'monitoring velocity= ', u_center


do i=2,m-1
  do j=2,n-1
    uv_ff(i,j)=0.5*(u_f(i,j)+u_f(i,j+1)) * 0.5*(v_f(i,j)+v_f(i+1,j))
    uv_fb(i,j)=0.5*(u_f(i,j)+u_f(i,j-1)) * 0.5*(v_b(i,j)+v_b(i+1,j))
    uv_bf(i,j)=0.5*(u_b(i,j)+u_b(i,j+1)) * 0.5*(v_f(i,j)+v_f(i-1,j))
    uv_bb(i,j)=0.5*(u_b(i,j-1)+u_b(i,j)) * 0.5*(v_b(i,j)+v_b(i-1,j))
  end do
end do


! Intermediate step (F,G)

do i=2,m-1
  do j=2,n-1
    F_f(i,j)=u_f(i,j) +(dt/(Ren*dx**2))*(u_f(i+1,j)-2*u_f(i,j)+u_b(i,j)) &
      +(dt/(Ren*dy**2))*(u_f(i,j-1)-2*u_f(i,j)+u_f(i,j+1)) &
      -(dt/dx)*(u(i+1,j)**2 - u(i,j)**2) &
      -(dt/dy)*(uv_ff(i,j)-uv_fb(i,j))

    G_f(i,j)=v_f(i,j) +(dt/(Ren*dy**2))*(v_f(i+1,j)-2*v_f(i,j)+v_f(i-1,j)) &
      +(dt/(Ren*dy**2))*(v_f(i,j+1)-2*v_f(i,j)+v_b(i,j)) &
      -(dt/dx)*(uv_ff(i,j) - uv_bf(i,j)) &
      -(dt/dy)*(v(i,j+1)**2 - v(i,j)**2)

    F_b(i,j)=u_b(i,j) +(dt/(Ren*dx**2))*(u_f(i,j)-2*u_b(i,j)+u_b(i-1,j)) &
      +(dt/(Ren*dy**2))*(u_b(i,j-1)-2*u_b(i,j)+u_b(i,j+1)) &

```

```

        -(dt/dx)*(u(i,j)**2 - u(i-1,j)**2) &
        -(dt/dy)*(uv_bf(i,j)-uv_bb(i,j))

        G_b(i,j)=v_b(i,j) +(dt/(Ren*dy**2))*(v_b(i+1,j)-2*v_b(i,j)+v_b(i-1,j)) &
        +(dt/(Ren*dy**2))*(v_f(i,j)-2*v_b(i,j)+v_b(i,j-1)) &
        -(dt/dx)*(uv_fb(i,j) - uv_bb(i,j)) &
        -(dt/dy)*(v(i,j)**2 - v(i,j-1)**2)

    end do
end do

! Pressure equation
do i=1,m
    do j=1,n
        R(i,j)=( (F_f(i,j)-F_b(i,j))/dx + (G_f(i,j)-G_b(i,j))/dy ) / dt
    end do
end do

!call an iterative solver
call ADI(P,R,m,n,beta,dx,relaxation)

! Momentum equation
do i=2,m-1
    do j=2,n-1
        u_f(i,j)=F_f(i,j) - dt/dx*(P(i+1,j) - P(i,j))
        v_f(i,j)=G_f(i,j) - dt/dy*(P(i,j+1) - P(i,j))
    end do
end do

!!!!-----Update Boundary conditions-----!!!!
do i=1,m

```

```

!bottom
v_f(i,1)=0.0d0
u_f(i,1)= -u_f(i,2)
P(i,1)=P(i,2)

!top
v_f(i,n-1)=0.0d0
u_f(i,n)=2*v_w-u_f(i,n-1)
P(i,n)=P(i,n-1)
end do

do j=1,n
!left
u_f(1,j)=0.0d0
v_f(1,j)= -v_f(2,j)
P(1,j)=P(2,j)

!right
u_f(m-1,j)=0.0d0
v_f(m,j)= -v_f(m-1,j)
P(m,j)=P(m-1,j)
end do

do i=2,m
do j=1,n
u_b(i,j)=u_f(i-1,j)
end do
end do

do i=1,m
do j=2,n
v_b(i,j)=v_f(i,j-1)
end do

```

```

end do

do i=1,m
    do j=1,n
        u(i,j)=0.5*(u_f(i,j)+u_b(i,j))
        v(i,j)=0.5*(v_f(i,j)+v_b(i,j))
    end do
end do

!vorticity calculation

do i=1,m-1
    do j=1,n-1
        psi(i,j)=psi(i-1,j)-dx*(v(i,j))
        vor(i,j)=(v(i+1,j)-v(i,j))/(dx) - (u(i,j+1)-u(i,j))/(dy)
    end do
end do

!Animation output

if(mod(counter,anim_freq)==0) then
    write (filename,'(A,I6.6,A)') "p", counter, ".csv"
    print*,filename

    open(unit=100,file=filename)
    do i=2,m-1
        write(100,*) (P(i,j),',', j = 2,n-2), P(i,n-1)
    enddo
    close(unit=100)

    write (filename,'(A,I6.6,A)') "u", counter, ".csv"
    print*,filename
    open(unit=200,file=filename)

```

```

do i=2,m-1
    write(200,*) (u(i,j),',', j = 2,n-2), u(i,n-1)
enddo
close(unit=200)

write (filename,'(A,I6.6,A)') "v", counter,".csv"
print*,filename
open(unit=300,file=filename)
do i=2,m-1
    write(300,*) (v(i,j),',', j = 2,n-2), v(i,n-1)
enddo
close(unit=300)

endif

write(10,*) time,',', u_center

end do

close(unit=10)

!!!!-----Output results-----!!!!
open(unit=1, file="p.csv")
do i=2,m-1
write(1,*) (P(i,j),',', j = 2,n-2), P(i,n-1)
enddo
close(unit=1)

open(unit=2, file="u.csv")
do i=2,m-1
write(2,*) (u(i,j),',', j = 2,n-2), u(i,n-1)
enddo

```



```

close(unit=2)

open(unit=3, file="v.csv")
do i=2,m-1
write(3,*) (v(i,j),',', j = 2,n-2), v(i,n-1)
enddo
close(unit=3)

open(unit=4, file="stream.csv")
do i=2,m-1
write(4,*) (psi(i,j),',', j = 2,n-2), psi(i,n-1)
enddo
close(unit=4)

open(unit=5, file="vorticity.csv")
do i=2,m-1
write(5,*) (vor(i,j),',', j = 2,n-2), vor(i,n-1)
enddo
close(unit=5)

end program Incomp_NS

```

References

- [1] Shang, Z., "Impact of mesh partitioning methods in CFD for large scale parallel computing," *Computers & Fluids*, Vol. 103, 2014, pp. 1–5.
- [2] Brown, D. L., Cortez, R., and Minion, M. L., "Accurate projection methods for the incompressible Navier–Stokes equations," *Journal of computational physics*, Vol. 168, No. 2, 2001, pp. 464–499.
- [3] Peyret, R., and Taylor, T. D., *Computational methods for fluid flow*, Vol. 11, Springer-Verlag, New York, 1983.
- [4] Ghia, U., Ghia, K. N., and Shin, C., "High-Re solutions for incompressible flow using the Navier-Stokes equations and a multigrid method," *Journal of computational physics*, Vol. 48, No. 3, 1982, pp. 387–411.

- [5] Thomas, L., “Elliptic problems in linear differential equations over a network: Watson scientific computing laboratory,” *Columbia Univ., NY*, 1949.