

Single Path One-Shot Neural Architecture Search with Uniform Sampling

Zichao Guo^{*1*}, Xiangyu Zhang^{*1}, Haoyuan Mu^{1,2}, Wen Heng¹, Zechun Liu^{1,3},
Yichen Wei¹, Jian Sun¹

¹MEGVII Technology

²Tsinghua University, ³Hong Kong University of Science and Technology
{guozichao, zhangxiangyu, hengwen, weiyichen, sunjian}@megvii.com,
muhy17@mails.tsinghua.edu.cn, zliubq@connect.ust.hk

Abstract. We revisit the one-shot Neural Architecture Search (NAS) paradigm and analyze its advantages over existing NAS approaches. Existing one-shot method, however, is hard to train and not yet effective on large scale datasets like ImageNet. This work propose a Single Path One-Shot model to address the challenge in the training. Our central idea is to construct a simplified supernet, where all architectures are single paths so that weight co-adaption problem is alleviated. Training is performed by uniform path sampling. All architectures (and their weights) are trained fully and equally.

Comprehensive experiments verify that our approach is flexible and effective. It is easy to train and fast to search. It effortlessly supports complex search spaces (e.g., building blocks, channel, mixed-precision quantization) and different search constraints (e.g., FLOPs, latency). It is thus convenient to use for various needs. It achieves start-of-the-art performance on the large dataset ImageNet.

1 Introduction

Deep learning automates *feature engineering* and solves the *weight optimization* problem. Neural Architecture Search (NAS) aims to automate *architecture engineering* by solving one more problem, *architecture design*. Early NAS approaches [36,32,33,11,16,21] solves the two problems in a *nested* manner. A large number of architectures are sampled and trained from scratch. The computation cost is unaffordable on large datasets.

Recent approaches [23,4,12,26,15,31,3,2] adopt a *weight sharing* strategy to reduce the computation. A supernet subsuming all architectures is trained only once. Each architecture inherits its weights from the supernet. Only fine-tuning is performed. The computation cost is greatly reduced.

* Equal contribution. This work is done when Haoyuan Mu and Zechun Liu are interns at MEGVII Technology.

¹ This work is supported by The National Key Research and Development Program of China (No. 2017YFA0700800) and Beijing Academy of Artificial Intelligence (BAAI).

Most weight sharing approaches use a continuous relaxation to parameterize the search space [23,4,12,26,31]. The architecture distribution parameters are *jointly* optimized during the supernet training via gradient based methods. The best architecture is sampled from the distribution after optimization. There are two issues in this formulation. *First*, the weights in the supernet are deeply coupled. It is unclear why inherited weights for a specific architecture are still effective. *Second*, joint optimization introduces further coupling between the architecture parameters and supernet weights. The greedy nature of the gradient based methods inevitably introduces bias during optimization and could easily mislead the architecture search. They adopted complex optimization techniques to alleviate the problem.

The one-shot paradigm [3,2] alleviates the second issue. It defines the supernet and performs weight inheritance in a similar way. However, there is no architecture relaxation. The architecture search problem is decoupled from the supernet training and addressed in a separate step. Thus, it is *sequential*. It combines the merits of both *nested* and *joint* optimization approaches above. The architecture search is both efficient and flexible.

The first issue is still problematic. Existing one-shot approaches [3,2] still have coupled weights in the supernet. Their optimization is complicated and involves sensitive hyper parameters. They have not shown competitive results on large datasets.

This work revisits the one-shot paradigm and presents a new approach that further eases the training and enhances architecture search. Based on the observation that the accuracy of an architecture using inherited weights should be predictive for the accuracy using optimized weights, we propose that the supernet training should be *stochastic*. All architectures have their weights optimized simultaneously. This gives rise to a *uniform sampling* strategy. To reduce the weight coupling in the supernet, a simple search space that consists of *single path* architectures is proposed. The training is hyperparameter-free and easy to converge.

This work makes the following contributions.

1. We present a principled analysis and point out drawbacks in existing NAS approaches that use nested and joint optimization. Consequently, we hope this work will renew interest in the one-shot paradigm, which combines the merits of both via sequential optimization.
2. We present a single path one-shot approach with uniform sampling. It overcomes the drawbacks of existing one-shot approaches. Its simplicity enables a rich search space, including novel designs for channel size and bit width, all addressed in a unified manner. Architecture search is efficient and flexible. Evolutionary algorithm is used to support real world constraints easily, such as low latency.

Comprehensive ablation experiments and comparison to previous works on a large dataset (ImageNet) verify that the proposed approach is state-of-the-art in terms of accuracy, memory consumption, training time, architecture search efficiency and flexibility.

2 Review of NAS Approaches

Without loss of generality, the architecture search space \mathcal{A} is represented by a directed acyclic graph (DAG). A network architecture is a subgraph $a \in \mathcal{A}$, denoted as $\mathcal{N}(a, w)$ with weights w .

Neural architecture search aims to solve two related problems. The first is *weight optimization*,

$$w_a = \underset{w}{\operatorname{argmin}} \mathcal{L}_{\text{train}}(\mathcal{N}(a, w)), \quad (1)$$

where $\mathcal{L}_{\text{train}}(\cdot)$ is the loss function on the training set.

The second is *architecture optimization*. It finds the architecture that is trained on the training set and has the best accuracy on the validation set, as

$$a^* = \underset{a \in \mathcal{A}}{\operatorname{argmax}} \operatorname{ACC}_{\text{val}}(\mathcal{N}(a, w_a)), \quad (2)$$

where $\operatorname{ACC}_{\text{val}}(\cdot)$ is the accuracy on the validation set.

Early NAS approaches perform the two optimization problems in a *nested* manner [35,36,32,33,1]. Numerous architectures are sampled from \mathcal{A} and trained from scratch as in Eq. (1). Each training is expensive. Only small dataset (e.g., CIFAR 10) and small search space (e.g, a single block) are affordable.

Recent NAS approaches adopt a *weight sharing* strategy [4,12,23,26,2,3,31,15]. The architecture search space \mathcal{A} is encoded in a *supernet*¹, denoted as $\mathcal{N}(\mathcal{A}, W)$, where W is the weights in the supernet. The supernet is trained once. All architectures inherit their weights directly from W . Thus, they share the weights in their common graph nodes. Fine tuning of an architecture is performed in need, but no training from scratch is incurred. Therefore, architecture search is fast and suitable for large datasets like ImageNet.

Most weight sharing approaches convert the discrete architecture search space into a continuous one [23,4,12,26,31]. Formally, space \mathcal{A} is relaxed to $\mathcal{A}(\theta)$, where θ denotes the continuous parameters that represent the *distribution* of the architectures in the space. Note that the new space subsumes the original one, $\mathcal{A} \subseteq \mathcal{A}(\theta)$. An architecture sampled from $\mathcal{A}(\theta)$ could be invalid in \mathcal{A} .

An advantage of the continuous search space is that gradient based methods [12,4,23,22,26,31] is feasible. Both weights and architecture distribution parameters are *jointly* optimized, as

$$(\theta^*, W_{\theta^*}) = \underset{\theta, W}{\operatorname{argmin}} \mathcal{L}_{\text{train}}(\mathcal{N}(\mathcal{A}(\theta), W)). \quad (3)$$

or perform a bi-level optimization, as

$$\begin{aligned} \theta^* &= \underset{\theta}{\operatorname{argmax}} \operatorname{ACC}_{\text{val}}(\mathcal{N}(\mathcal{A}(\theta), W_{\theta}^*)) \\ \text{s.t. } W_{\theta}^* &= \underset{W}{\operatorname{argmin}} \mathcal{L}_{\text{train}}(\mathcal{N}(\mathcal{A}(\theta), W)) \end{aligned} \quad (4)$$

¹ ‘‘Supernet’’ is used as a general concept in this work. It has different names and implementation in previous approaches.

After optimization, the best architecture a^* is sampled from $\mathcal{A}(\theta^*)$.

Optimization of Eq. (3) is challenging. *First*, the weights of the graph nodes in the supernet depend on each other and become *deeply coupled* during optimization. For a specific architecture, it inherits certain node weights from W . While these weights are decoupled from the others, it is unclear why they are still effective.

Second, joint optimization of architecture parameter θ and weights W introduces further complexity. Solving Eq. (3) inevitably introduces bias to certain areas in θ and certain nodes in W during the progress of optimization. The bias would leave some nodes in the graph well trained and others poorly trained. With different level of maturity in the weights, different architectures are actually non-comparable. However, their prediction accuracy is used as guidance for sampling in $\mathcal{A}(\theta)$ (e.g., used as reward in policy gradient [4]). This would further mislead the architecture sampling. This problem is in analogy to the ‘‘dilemma of exploitation and exploration’’ problem in reinforcement learning. To alleviate such problems, existing approaches adopt complicated optimization techniques (see Table 1 for a summary).

Task constraints Real world tasks usually have additional requirements on a network’s memory consumption, FLOPs, latency, energy consumption, etc. These requirements only depends on the architecture a , not on the weights w_a . Thus, they are called *architecture constraints* in this work. A typical constraint is that the network’s latency is no more than a preset budget, as

$$\text{Latency}(a^*) \leq \text{Lat}_{\max}. \quad (5)$$

Note that it is challenging to satisfy Eq. (2) and Eq. (5) simultaneously for most previous approaches. Some works augment the loss function $\mathcal{L}_{\text{train}}$ in Eq. (3) with *soft* loss terms that consider the architecture latency [4,23,26,22]. However, it is hard, if not impossible, to guarantee a hard constraint like Eq. (5).

3 Our Single Path One-Shot Approach

As analyzed above, the coupling between architecture parameters and weights is problematic. This is caused by joint optimization of both. To alleviate the problem, a natural solution is to *decouple* the supernet training and architecture search in two *sequential* steps. This leads to the so called *one-shot* approaches [3,2].

In general, the two steps are formulated as follows. Firstly, the supernet weight is optimized as

$$W_{\mathcal{A}} = \underset{W}{\operatorname{argmin}} \mathcal{L}_{\text{train}}(\mathcal{N}(\mathcal{A}, W)). \quad (6)$$

Compared to Eq. (3), the continuous parameterization of search space is absent. Only weights are optimized.

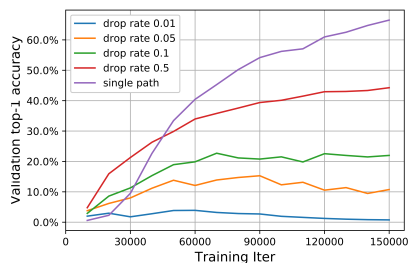


Fig. 1. Comparison of single path strategy and drop path strategy

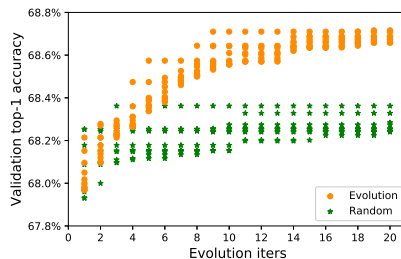


Fig. 2. Evolutionary vs. random architecture search

Secondly, architecture searched is performed as

$$a^* = \operatorname{argmax}_{a \in \mathcal{A}} \operatorname{ACC}_{\text{val}}(\mathcal{N}(a, W_{\mathcal{A}}(a))). \quad (7)$$

During search, each sampled architecture a inherits its weights from $W_{\mathcal{A}}$ as $W_{\mathcal{A}}(a)$. The key difference of Eq. (7) from Eq. (1) and (2) is that architecture weights are ready for use. Evaluation of $\operatorname{ACC}_{\text{val}}(\cdot)$ only requires inference. Thus, the search is very *efficient*.

The search is also *flexible*. Any adequate search algorithm is feasible. The architecture constraint like Eq. (5) can be exactly satisfied. Search can be repeated many times on the same supernet once trained, using different constraints (e.g., 100ms latency and 200ms latency). These properties are absent in previous approaches. These make the one-shot paradigm attractive for real world tasks.

One problem in Sec. 2 still remains. The graph nodes’ weights in the supernet training in Eq.(6) are coupled. It is unclear why the inherited weights $W_{\mathcal{A}}(a)$ are still good for an arbitrary architecture a .

The recent one-shot approach [2] attempts to decouple the weights using a “path dropout” strategy. During an SGD step in Eq. (6), each edge in the supernet graph is randomly dropped. The random chance is controlled via a dropout rate parameter. In this way, the co-adaptation of the node weights is reduced during training. Experiments in [2] indicate that the training is very sensitive to the dropout rate parameter. This makes the supernet training hard. A carefully tuned heat-up strategy is used. In our implementation of this work, we also found that the validation accuracy is very sensitive to the dropout rate parameter.

Single Path Supernet and Uniform Sampling. Let us restart to think about the fundamental principle behind the idea of weight sharing. The key to the success of architecture search in Eq. (7) is that, the accuracy of *any* architecture a on a validation set using inherited weight $W_{\mathcal{A}}(a)$ (without extra fine tuning) is highly predictive for the accuracy of a that is fully trained. Ideally, this requires that the weight $W_{\mathcal{A}}(a)$ to approximate the optimal weight w_a as in Eq. (1). The quality of

the approximation depends on how well the training loss $\mathcal{L}_{\text{train}}(\mathcal{N}(a, W_{\mathcal{A}}(a)))$ is minimized. This gives rise to the principle that *the supernet weights $W_{\mathcal{A}}$ should be optimized in a way that all architectures in the search space are optimized simultaneously*. This is expressed as

$$W_{\mathcal{A}} = \underset{W}{\operatorname{argmin}} \mathbb{E}_{a \sim \Gamma(\mathcal{A})} [\mathcal{L}_{\text{train}}(\mathcal{N}(a, W(a)))], \quad (8)$$

where $\Gamma(\mathcal{A})$ is a prior distribution of $a \in \mathcal{A}$. Note that Eq. (8) is an implementation of Eq. (6). In each step of optimization, an architecture a is randomly sampled. Only weights $W(a)$ are activated and updated. So the memory usage is efficient. In this sense, the supernet is no longer a valid network. It behaves as a *stochastic supernet* [22]. This is different from [2].

To reduce the co-adaptation between node weights, we propose a supernet structure that each architecture is a *single path*, as shown in Fig. 3 (a). Compared to the path dropout strategy in [2], the single path strategy is hyperparameter-free. We compared the two strategies within the same search space (as in this work). Note that the original *drop path* in [2] may drop all operations in a block, resulting in a short cut of identity connection. In our implementation, it is forced that one random path is kept in this case since our choice block does not have an identity branch. We randomly select sub network and evaluate its validation accuracy during the training stage. Results in Fig.1 show that drop rate parameters matters a lot. Different drop rates make supernet achieve different validation accuracies. Our single path strategy corresponds to using drop rate 1. It works the best because our single path strategy can decouple the weights of different operations. The Fig.1 verifies the benefit of weight decoupling.

The prior distribution $\Gamma(\mathcal{A})$ is important. In this work, we empirically find that *uniform sampling* is good. This is not much of a surprise. A concurrent work [10] also finds that purely random search based on stochastic supernet is competitive on CIFAR-10. We also experimented with a variant that samples the architectures uniformly according to their constraints, named uniform constraint sampling. Specifically, we randomly choose a range, and then sample the architecture repeatedly until the FLOPs of sampled architecture falls in the range. This is because a real task usually expects to find multiple architectures satisfying different constraints. In this work, we find the uniform constraint sampling method is slightly better. So we use it by default in this paper.

We note that sampling a path according to architecture distribution during optimization is already used in previous weight sharing approaches [22,4,31,28,6,20]. The difference is that, the distribution $\Gamma(\mathcal{A})$ is a *fixed* priori during our training (Eq. (8)), while it is *learnable and updated* (Eq. (3)) in previous approaches (e.g. RL [15], policy gradient [22,4], Gumbel Softmax [23,26], APG [31]). As analyzed in Sec. 2, the latter makes the supernet weights and architecture parameters highly correlated and optimization difficult. There is another concurrent work [10] that also proposed to use random sampling of paths in One-Shot model, and performed random search to find the superior architecture. This paper [10] achieved competitive results to several SOTA NAS approaches on CIFAR-10, but didn't verify the method on large dataset ImageNet. It didn't

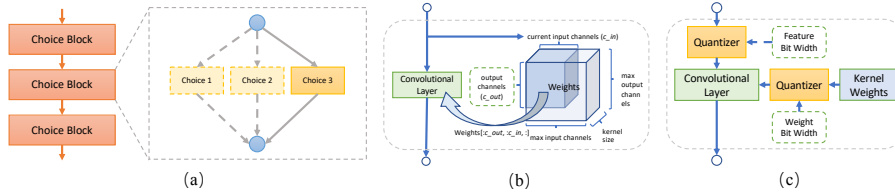


Fig. 3. Choice blocks for (a) our single path supernet (b) channel number search (c) mixed-precision quantization search

prove the effectiveness of single path sampling compared to the “path dropout” strategy and analyze the correlation of the supernet performance and the final evaluation performance. These questions will be answered in our work, and our experiments also show that random search is not good enough to find superior architecture from the large search space.

Comprehensive experiments in Sec. 4 show that our approach achieves better results than the SOTA methods. Note that there is no such theoretical guarantee that using a fixed prior distribution is *inherently* better than optimizing the distribution during training. Our better result likely indicates that the joint optimization in Eq. (3) is too difficult for the existing optimization techniques.

Supernet Architecture and Novel Choice Block Design. Choice blocks are used to build a *stochastic* architecture. Fig. 3 (a) illustrates an example case. A choice block consists of multiple architecture choices. For our single path supernet, each choice block only has one choice invoked at the same time. A path is obtained by sampling all the choice blocks.

The simplicity of our approach enables us to define different types of choice blocks to search various architecture variables. Specifically, we propose two novel choice blocks to support complex search spaces.

Channel Number Search. We propose a new choice block based on weight sharing, as shown in Fig. 3 (b). The main idea is to preallocate a weight tensor with maximum number of channels, and the system randomly selects the channel number and slices out the corresponding subtensor for convolution. With the weight sharing strategy, we found that the supernet can converge quickly.

In detail, assume the dimensions of preallocated weights are $(\text{max_c_out}, \text{max_c_in}, \text{ksize})$. For each batch in supernet training, the number of current output channels c_out is randomly sampled. Then, we slice out the weights for current batch with the form $\text{Weights}[c_out, : c_in, :]$, which is used to produce the output. The optimal number of channels is determined in the search step.

Mixed-Precision Quantization Search. In this work, We design a novel *choice block* to search the bit widths of the weights and feature maps, as shown in Fig. 3 (c). We also combine the *channel search space* discussed earlier to our *mixed-precision quantization search space*. During supernet training, for each choice

block feature bit width and weight bit width are randomly sampled. They are determined in the evolutionary step. See Sec. 4 for details.

Evolutionary Architecture Search. For architecture search in Eq. (7), previous one-shot works [3,2] use random search. This is not effective for a large search space. This work uses an evolutionary algorithm. Note that evolutionary search in NAS is used in [16], but it is costly as each architecture is trained from scratch. In our search, each architecture only performs inference. This is very efficient.

Algorithm 1: Evolutionary Architecture Search

```

1 Input: supernet weights  $W_A$ , population size  $P$ , architecture constraints  $\mathcal{C}$ , max
   iteration  $\mathcal{T}$ , validation dataset  $D_{val}$ 
2 Output: the architecture with highest validation accuracy under architecture
   constraints
3  $P_0 := \text{Initialize\_population}(P, \mathcal{C}); \text{Topk} := \emptyset;$ 
4  $n := P/2;$  Crossover number
5  $m := P/2;$  Mutation number
6  $prob := 0.1;$  Mutation probability
7 for  $i = 1 : \mathcal{T}$  do
8    $\text{ACC}_{i-1} := \text{Inference}(W_A, D_{val}, P_{i-1});$ 
9    $\text{Topk} := \text{Update\_Topk}(\text{Topk}, P_{i-1}, \text{ACC}_{i-1});$ 
10   $P_{crossover} := \text{Crossover}(\text{Topk}, n, \mathcal{C});$ 
11   $P_{mutation} := \text{Mutation}(\text{Topk}, m, prob, \mathcal{C});$ 
12   $P_i := P_{crossover} \cup P_{mutation};$ 
13 end
14 Return the architecture with highest accuracy in Topk;
```

The algorithm is elaborated in Algorithm 1. For all experiments, population size $P = 50$, max iterations $\mathcal{T} = 20$ and $k = 10$. For crossover, two randomly selected candidates are crossed to produce a new one. For mutation, a randomly selected candidate mutates its every choice block with probability 0.1 to produce a new candidate. Crossover and mutation are repeated to generate enough new candidates that meet the given architecture constraints. Before the inference of an architecture, the statistics of all the *Batch Normalization (BN)* [9] operations are recalculated on a random subset of training data (20000 images on ImageNet). It takes a few seconds. This is because the BN statistics from the supernet are usually not applicable to the candidate nets. This is also referred in [2].

Fig. 2 plots the validation accuracy over generations, using both evolutionary and random search methods. It is clear that evolutionary search is more effective. Experiment details are in Sec. 4.

The evolutionary algorithm is flexible in dealing with different constraints in Eq. (5), because the mutation and crossover processes can be directly controlled to generate proper candidates to satisfy the constraints. Previous RL-based [21]

Table 1. Overview and comparison of SOTA *weight sharing* approaches. Ours is the easiest to train, occupies the smallest memory, best satisfy the architecture (latency) constraint, and easily supports the large dataset. Note that those approaches belonging to the joint optimization category (Eq. (3)) have ‘‘Supernet optimization’’ and ‘‘Architecture search’’ columns merged

Approach	Supernet optimization	Architecture search	Hyper parameters in supernet Training	Memory consumption in supernet training	How to satisfy constraint	Experiment on ImageNet
ENAS[15]	Alternative RL and fine tuning		Short-time fine tuning setting	Single path + RL system	None	No
BSN[22]	Stochastic super networks + policy gradient		Weight of cost penalty	Single path	Soft constraint in training. Not guaranteed	No
DARTS[12]	Gradient-based path dropout		Path dropout rate. Weight of auxiliary loss	Whole supernet	None	Transfer
Proxyless[4]	Stochastic relaxation of the discrete search + policy gradient		Scaling factor of latency loss	Two paths	Soft constraint in training. Not guaranteed.	Yes
FBNet[23]	Stochastic relaxation of the discrete search to differentiable optimization via Gumbel softmax		Temperature parameter in Gumbel softmax. Coefficient in constraint loss	Whole supernet	Soft constraint in training. Not guaranteed.	Yes
SNAS[26]	Same as FBNet		Same as FBNet	Whole supernet	Soft constraint in training. Not guaranteed.	Transfer
SMASH[3]	Hypernet	Random	None	Hypernet+Single Path	None	No
One-Shot[2]	Path dropout	Random	Drop rate	Whole supernet	Not investigated	Yes
Ours	Uniform path sampling	Evolution	None	Single path	Guaranteed in searching. Support multiple constraints.	Yes

and gradient-based [4,23,22] methods design tricky rewards or loss functions to deal with such constraints. For example, [23] uses a loss function $CE(a, w_a) \cdot \alpha \log(\text{LAT}(a))^\beta$ to balance the accuracy and the latency. It is hard to tune the hyper parameter β to satisfy a hard constraint like Eq. (5).

Summary. The combination of single path supernet, uniform sampling training strategy, evolutionary architecture search, and rich search space design makes our approach simple, efficient and flexible. Table 1 performs a comprehensive comparison of our approach against previous weight sharing approaches on various aspects. Ours is the easiest to train, occupies the smallest memory, best satisfies the architecture (latency) constraint, and easily supports large datasets. Extensive results in Sec. 4 verify that our approach is the state-of-the-art.

4 Experiment Results

Dataset. All experiments are performed on *ImageNet* [17]. We randomly split the original training set into two parts: 50000 images are for validation (50 images for each class exactly) and the rest as the training set. The original validation set is used for testing, on which all the evaluation results are reported, following [4].

Training. We use the same settings (including data augmentation, learning rate schedule, etc.) as [14] for supernet and final architecture training. Batch size is 1024. Supernet is trained for 120 epochs and the best architecture for 240 epochs (300000 iterations) by using 8 *NVIDIA GTX 1080Ti* GPUs.

Search Space: Building Blocks. First, we evaluate our method on the task of *building block selection*, i.e. to find the optimal combination of building blocks under a certain complexity constraint. Our basic building block design is inspired by a state-of-the-art manually-designed network – *ShuffleNet v2* [14]. Table 2 shows the overall architecture of the supernet. The “stride” column represents the stride of the first block in each repeated group. There are 20 *choice blocks* in total. Each choice block has 4 candidates, namely “choice_3”, “choice_5”, “choice_7” and “choice_x” respectively. They differ in kernel sizes and the number of depthwise convolutions. The size of the search space is 4^{20} .

Table 2. Supernet architecture. *CB* - **Table 3.** Results of building block search. choice block. *GAP* - global average pooling *SPS* – single path supernet

input shape	block	channels	repeat	stride	model	FLOPs	top-1 acc(%)
$224^2 \times 3$	3×3 conv	16	1	2	all choice_3	324M	73.4
$112^2 \times 16$	CB	64	4	2	all choice_5	321M	73.5
$56^2 \times 64$	CB	160	4	2	all choice_7	327M	73.6
$28^2 \times 160$	CB	320	8	2	all choice_x	326M	73.5
$14^2 \times 320$	CB	640	4	2	random select (5 times)	~320M	~73.7
$7^2 \times 640$	1×1 conv	1024	1	1	SPS + random search	323M	73.8
$7^2 \times 1024$	GAP	-	1	-	ours (fully-equipped)	319M	74.3
1024	fc	1000	1	-			

We use $\text{FLOPs} \leq 330M$ as the complexity constraint, as the FLOPs of a plenty of previous networks lies in [300,330], including manually-designed networks [8,18,30,14] and those obtained in NAS [4,23,21].

Table 3 shows the results. For comparison, we set up a series of baselines as follows: 1) select a certain block choice only (denoted by “all choice_*” entries); note that different choices have different FLOPs, thus we adjust the channels to meet the constraint. 2) Randomly select some candidates from the search space. 3) Replace our evolutionary architecture optimization with random search used in [3,2]. Results show that random search equipped with our single path supernet finds an architecture only slightly better than random select (73.8 vs. 73.7). It does not mean that our single path supernet is less effective. This is because the random search is too naive to pick good candidates from the large search space. Using evolutionary search, our approach finds out an architecture that achieves superior accuracy (74.3) over all the baselines.

Search Space: Channels. Based on our novel choice block for channel number search, we first evaluate channel search on the baseline structure “all choice_3” (refer to Table 3): for each building block, we search the number of “mid-channels” (output channels of the first 1×1 conv in each building block) varying from 0.2x to 1.6x (with stride 0.2), where “k-x” means k times the number of default channels. Same as building block search, we set the complexity constraint $\text{FLOPs} \leq 330M$. Table 4 (first part) shows the result. Our channel search method has higher accuracy (73.9) than the baselines.

To further boost the accuracy, we search building blocks and channels jointly. There are two alternatives: 1) running channel search on the best building block search result; or 2) searching on the combined search space directly. Our experiments show that the first pipeline is slightly better. As shown in Table 4, searching in the joint space achieves the best accuracy (**74.7%** acc.), surpassing the previous state-of-the-art manually-designed [14,18] and automatically-searched models [21,36,11,12,4,23] under complexity of ~ 300 M FLOPs.

Table 4. Results of channel search. * Performances are reported in the form “x (y)”, where “x” means the accuracy retrained by us and “y” means accuracy reported by the original paper

Model	FLOPs/Params	Top-1 acc(%)
all choice_3	324M/3.1M	73.4
rand sel. channels (5 times)	~ 323 M/3.2M	~ 73.1
choice_3 + channel search	329M/3.4M	73.9
rand sel. blocks + channels	~ 325 M/3.2M	~ 73.4
block search	319M/3.3M	74.3
block search + channel search	328M/3.4M	74.7
MobileNet V1 (0.75x) [8]	325M/2.6M	68.4
MobileNet V2 (1.0x) [18]	300M/3.4M	72.0
ShuffleNet V2 (1.5x) [14]	299M/3.5M	72.6
NASNET-A [36]	564M/5.3M	74.0
PNASNET [11]	588M/5.1M	74.2
MnasNet [21]	317M/4.2M	74.0
DARTS [12]	595M/4.7M	73.1
Proxyless-R (mobile)* [4]	320M/4.0M	74.2 (74.6)
FBNet-B* [23]	295M/4.5M	74.1 (74.1)

Comparison with State-of-the-arts. Results in Table 4 shows our method is superior. Nevertheless, the comparisons could be unfair because different search spaces and training methods are used in previous works [4]. To make *direct* comparisons, we benchmark our approach to the *same* search space of [4,23]. In addition, we retrain the searched models reported in [4,23] under the same settings to guarantee the fair comparison.

The search space and supernet architecture in *ProxylessNAS* [4] is inspired by *MobileNet v2* [18] and *MnasNet* [21]. It contains 21 *choice blocks*; each choice block has 7 choices (6 different building blocks and one skip layer). The size of the search space is 7^{21} . *FBNet* [23] also uses a similar search space.

Table 5 reports the accuracy and complexities (FLOPs and latency on our device) of 5 models searched by [4,23], as the baselines. Then, for each baseline, our search method runs under the constraints of same FLOPs or same latency, respectively. Results shows that for all the cases our method achieves comparable or higher accuracy than the counterpart baselines.

Table 5. Compared with state-of-the-art NAS methods [23,4] using the same search space. The latency is evaluated on a single NVIDIA Titan XP GPU, with $batchsize = 32$. Accuracy numbers in the brackets are reported by the original papers; others are trained by us. All our architectures are searched from the **same** supernet via evolutionary architecture optimization

baseline network	FLOPs/ Params	latency	top-1 acc(%) baseline	top-1 acc(%) (same FLOPs)	top-1 acc(%) (same latency)
FBNet-A [23]	249M/4.3M	13ms	73.0 (73.0)	73.2	73.3
FBNet-B [23]	295M/4.5M	17ms	74.1 (74.1)	74.2	74.8
FBNet-C [23]	375M/5.5M	19ms	74.9 (74.9)	75.0	75.1
Proxyless-R(mobile) [4]	320M/4.0M	17ms	74.2 (74.6)	74.5	74.8
Proxyless(GPU) [4]	465M/5.3M	22ms	74.7 (75.1)	74.8	75.3

Furthermore, it is worth noting that our architectures under different constraints in Table 5 are searched on the *same* supernet, justifying the flexibility and efficiency of our approach to deal with different complexity constraints: supernet is trained once and searched multiple times. In contrast, previous methods [23,4] have to train multiple supernets under various constraints. According to Table 7, searching is much cheaper than supernet training.

Application: Mixed-Precision Quantization. We evaluate our method on *ResNet-18* and *ResNet-34* as common practice in previous quantization works (e.g. [5,24,13,34,29]). Following [34,5,24], we only search and quantize the *res-blocks*, excluding the first convolutional layer and the last fully-connected layer. Choices of weight and feature bit widths include $\{(1, 2), (2, 2), (1, 4), (2, 4), (3, 4), (4, 4)\}$ in the search space. As for channel search, we search the number of “bottleneck channels” (i.e. the output channels of the first convolutional layer in each residual block) in $\{0.5x, 1.0x, 1.5x\}$, where “ k -x” means k times the number of original channels. The size of the search space is $(3 \times 6)^N = 18^N$, where N is the number of choice blocks ($N = 8$ for ResNet-18 and $N = 16$ for ResNet-34). Note that for each building block we use the same bit widths for the two convolutions. We use *PACT* [5] as the quantization algorithm.

Table 6 reports the results. The baselines are denoted as $kWkA$ ($k = 2, 3, 4$), which means uniform quantization of weights and activations with k -bits. Then, our search method runs under the constraints of the corresponding BitOps. We also compare with a recent mixed-precision quantization search approach [24]. Results shows that our method achieves superior accuracy in most cases. Also note that all our results for ResNet-18 and ResNet-34 are searched on the **same** supernet. This is very efficient.

Search Cost Analysis. The search cost is a matter of concern in NAS methods. So we analyze the search cost of our method and previous methods [23,4] (reimplemented by us). We use the search space of our *building blocks* to measure the memory cost of training supernet and overall time cost. All the supernets are trained for 150000 iterations with a batch size of 256. All models are trained with 8 GPUs. The Table 7 shows that our approach clearly uses less memory

Table 6. Results of mixed-precision quantization search. “ $kWkA$ ” means k -bit quantization for all the weights and activations

Method	BitOPs	top1-acc(%)	Method	BitOPs	top1-acc(%)
ResNet-18	float point	70.9	ResNet-34	float point	75.0
2W2A	6.32G	65.6	2W2A	13.21G	70.8
ours	6.21G	66.4	ours	13.11G	71.5
3W3A	14.21G	68.3	3W3A	29.72G	72.5
DNAS [24]	15.62G	68.7	DNAS [24]	38.64G	73.2
ours	13.49G	69.4	ours	28.78G	73.9
4W4A	25.27G	69.3	4W4A	52.83G	73.5
DNAS [24]	25.70G	70.6	DNAS [24]	57.31G	74.0
ours	24.31G	70.5	ours	51.92G	74.6

than other two methods because of the single path supernet. And our approach is much more efficient overall although we have an extra search step that costs less than 1 GPU day. Note Table 7 only compares a single run. In practice, our approach is more advantageous and more convenient to use when multiple searches are needed. As summarized in Table 1, it guarantees to find out the architecture satisfying constraints within one search. Repeated search is easily supported.

Table 7. Search Cost. Gds - GPU days

Method	Proxyless	FBNet	Ours
Memory cost (8 GPUs in total)	37G	63G	24G
Training time	15 Gds	20 Gds	12 Gds
Search time	0	0	<1 Gds
Retrain time	16 Gds	16 Gds	16 Gds
Total time	31 Gds	36 Gds	29 Gds

Correlation Analysis. Recently, the effectiveness of many neural architecture search methods based on weight sharing is questioned because of lacking fair comparison on the same search space and adequate analysis on the correlation between the supernet performance and the stand-alone model performance. Some papers [27,25,19] even show that several the state-of-the-art NAS methods perform similarly to the random search. In this work, the fair comparison on the same search space has been showed in Table 5, so we further provide adequate correlation analysis in this part to evaluate the effectiveness of our method.

Correlation analysis requires to achieve the performances of a large number of architectures, but training lots of architectures from scratch is very time-consuming, which also requires a large number of GPU resources, so we use the NAS-Bench-201 [7] to analyze our method. NAS-Bench-201 is a cell-based search space which includes 15,625 architectures in total. It provides the performance

of each architecture on CIFAR-10, CIFAR-100, and ImageNet-16-120. So the results on it will be more credible and comparable.

We apply our method on different search spaces and different datasets to verify the effectiveness adequately. The original search space of NAS-Bench-201 consists of 5 possible operations: zeroize, skip connection, 1-by-1 convolution, 3-by-3 convolution, and 3-by-3 average pooling. Based on it, we further design several reduced search spaces, named Reduce-1, Reduce-2, Reduce-3, by deleting some operations. In detail, we delete 1-by-1 convolution and 3-by-3 average pooling respectively from original search space to produce Reduce-1 and Reduce-2 search spaces, and delete both to produce Reduce-3 search space.

Table 8. Correlation in Different Search Spaces

Dataset	Original	Reduce-1	Reduce-2	Reduce-3
CIFAR-10	0.55	0.55	0.58	0.64
CIFAR-100	0.56	0.54	0.53	0.59
ImageNet-16-120	0.54	0.42	0.55	0.53

As Table.8 shows, we use Kendall Tau τ metric to show the correlation between the supernet performance and the stand-alone model performance. It is obvious that our method performs better than random search on different search spaces and different datasets, since the Kendall Tau τ metric of random search should be 0. So the performances of architectures predicted by supernet can reflect the real ranking of architectures to a certain degree. However, the results in Table.8 also reveals a limitation of our method that the predicted ranking of our supernet is partially correlated, but not perfectly correlated to the real ranking. So our method can not guarantee to find the real best architecture in the search space, but is able to find some superior architectures around the best. And we think that the correlation of supernet depends on search space. The simpler search space is, the higher correlation will be achieved.

5 Conclusion

In this paper, we revisit the one-shot NAS paradigm and analyze the drawbacks of weight coupling in previous weight sharing methods. To alleviate those problems, we propose a single path one-shot approach which is simple but effective. The comprehensive experiments show that our method can achieve better results than others on several different search spaces. We also analyze the search cost and correlation of our methods. Our method is more efficient, especially when multiple searches are needed. And our method can achieve significant correlation on different search spaces derived from NAS-Bench-201, which also verify the effectiveness of our method. There is also a limitation in our method that the predicted ranking of our supernet is partially correlated, but not perfectly correlated to the real ranking. And we think that it depends on search space. The simpler search space is, the higher correlation will be achieved.

References

1. Baker, B., Gupta, O., Naik, N., Raskar, R.: Designing neural network architectures using reinforcement learning. arXiv preprint arXiv:1611.02167 (2016)
2. Bender, G., Kindermans, P.J., Zoph, B., Vasudevan, V., Le, Q.: Understanding and simplifying one-shot architecture search. In: International Conference on Machine Learning. pp. 549–558 (2018)
3. Brock, A., Lim, T., Ritchie, J.M., Weston, N.: Smash: one-shot model architecture search through hypernetworks. arXiv preprint arXiv:1708.05344 (2017)
4. Cai, H., Zhu, L., Han, S.: Proxylessnas: Direct neural architecture search on target task and hardware. arXiv preprint arXiv:1812.00332 (2018)
5. Choi, J., Wang, Z., Venkataramani, S., Chuang, P.I.J., Srinivasan, V., Gopalakrishnan, K.: Pact: Parameterized clipping activation for quantized neural networks. arXiv preprint arXiv:1805.06085 (2018)
6. Dong, X., Yang, Y.: Searching for a robust neural architecture in four gpu hours. In: Proceedings of the IEEE Conference on Computer Vision and Pattern Recognition. pp. 1761–1770 (2019)
7. Dong, X., Yang, Y.: Nas-bench-102: Extending the scope of reproducible neural architecture search. arXiv preprint arXiv:2001.00326 (2020)
8. Howard, A.G., Zhu, M., Chen, B., Kalenichenko, D., Wang, W., Weyand, T., Andreetto, M., Adam, H.: Mobilenets: Efficient convolutional neural networks for mobile vision applications. arXiv preprint arXiv:1704.04861 (2017)
9. Ioffe, S., Szegedy, C.: Batch normalization: Accelerating deep network training by reducing internal covariate shift. arXiv preprint arXiv:1502.03167 (2015)
10. Li, L., Talwalkar, A.: Random search and reproducibility for neural architecture search. arXiv preprint arXiv:1902.07638 (2019)
11. Liu, C., Zoph, B., Neumann, M., Shlens, J., Hua, W., Li, L.J., Fei-Fei, L., Yuille, A., Huang, J., Murphy, K.: Progressive neural architecture search. In: Proceedings of the European Conference on Computer Vision (ECCV). pp. 19–34 (2018)
12. Liu, H., Simonyan, K., Yang, Y.: Darts: Differentiable architecture search. arXiv preprint arXiv:1806.09055 (2018)
13. Liu, Z., Wu, B., Luo, W., Yang, X., Liu, W., Cheng, K.T.: Bi-real net: Enhancing the performance of 1-bit cnns with improved representational capability and advanced training algorithm. In: Proceedings of the European Conference on Computer Vision (ECCV). pp. 722–737 (2018)
14. Ma, N., Zhang, X., Zheng, H.T., Sun, J.: Shufflenet v2: Practical guidelines for efficient cnn architecture design. In: Proceedings of the European Conference on Computer Vision (ECCV). pp. 116–131 (2018)
15. Pham, H., Guan, M.Y., Zoph, B., Le, Q.V., Dean, J.: Efficient neural architecture search via parameter sharing. arXiv preprint arXiv:1802.03268 (2018)
16. Real, E., Aggarwal, A., Huang, Y., Le, Q.V.: Regularized evolution for image classifier architecture search. arXiv preprint arXiv:1802.01548 (2018)
17. Russakovsky, O., Deng, J., Su, H., Krause, J., Satheesh, S., Ma, S., Huang, Z., Karpathy, A., Khosla, A., Bernstein, M., et al.: Imagenet large scale visual recognition challenge. *International journal of computer vision* **115**(3), 211–252 (2015)
18. Sandler, M., Howard, A., Zhu, M., Zhmoginov, A., Chen, L.C.: Mobilenetv2: Inverted residuals and linear bottlenecks. In: Proceedings of the IEEE Conference on Computer Vision and Pattern Recognition. pp. 4510–4520 (2018)
19. Sciuto, C., Yu, K., Jaggi, M., Musat, C., Salzmann, M.: Evaluating the search phase of neural architecture search. arXiv preprint arXiv:1902.08142 (2019)

20. Stamoulis, D., Ding, R., Wang, D., Lymberopoulos, D., Priyantha, B., Liu, J., Marculescu, D.: Single-path nas: Designing hardware-efficient convnets in less than 4 hours. arXiv preprint arXiv:1904.02877 (2019)
21. Tan, M., Chen, B., Pang, R., Vasudevan, V., Le, Q.V.: Mnasnet: Platform-aware neural architecture search for mobile. arXiv preprint arXiv:1807.11626 (2018)
22. Véniat, T., Denoyer, L.: Learning time/memory-efficient deep architectures with budgeted super networks. In: Proceedings of the IEEE Conference on Computer Vision and Pattern Recognition. pp. 3492–3500 (2018)
23. Wu, B., Dai, X., Zhang, P., Wang, Y., Sun, F., Wu, Y., Tian, Y., Vajda, P., Jia, Y., Keutzer, K.: Fbnet: Hardware-aware efficient convnet design via differentiable neural architecture search. arXiv preprint arXiv:1812.03443 (2018)
24. Wu, B., Wang, Y., Zhang, P., Tian, Y., Vajda, P., Keutzer, K.: Mixed precision quantization of convnets via differentiable neural architecture search. arXiv preprint arXiv:1812.00090 (2018)
25. Xie, S., Kirillov, A., Girshick, R., He, K.: Exploring randomly wired neural networks for image recognition. In: Proceedings of the IEEE International Conference on Computer Vision. pp. 1284–1293 (2019)
26. Xie, S., Zheng, H., Liu, C., Lin, L.: Snas: stochastic neural architecture search. arXiv preprint arXiv:1812.09926 (2018)
27. Yang, A., Esperança, P.M., Carlucci, F.M.: Nas evaluation is frustratingly hard. arXiv preprint arXiv:1912.12522 (2019)
28. Yao, Q., Xu, J., Tu, W.W., Zhu, Z.: Differentiable neural architecture search via proximal iterations. arXiv preprint arXiv:1905.13577 (2019)
29. Zhang, D., Yang, J., Ye, D., Hua, G.: Lq-nets: Learned quantization for highly accurate and compact deep neural networks. In: Proceedings of the European Conference on Computer Vision (ECCV). pp. 365–382 (2018)
30. Zhang, X., Zhou, X., Lin, M., Sun, J.: Shufflenet: An extremely efficient convolutional neural network for mobile devices. In: Proceedings of the IEEE Conference on Computer Vision and Pattern Recognition. pp. 6848–6856 (2018)
31. Zhang, X., Huang, Z., Wang, N.: You only search once: Single shot neural architecture search via direct sparse optimization. arXiv preprint arXiv:1811.01567 (2018)
32. Zhong, Z., Yan, J., Wu, W., Shao, J., Liu, C.L.: Practical block-wise neural network architecture generation. In: Proceedings of the IEEE Conference on Computer Vision and Pattern Recognition. pp. 2423–2432 (2018)
33. Zhong, Z., Yang, Z., Deng, B., Yan, J., Wu, W., Shao, J., Liu, C.L.: Block-qnn: Efficient block-wise neural network architecture generation. arXiv preprint arXiv:1808.05584 (2018)
34. Zhou, S., Wu, Y., Ni, Z., Zhou, X., Wen, H., Zou, Y.: Dorefa-net: Training low bitwidth convolutional neural networks with low bitwidth gradients. arXiv preprint arXiv:1606.06160 (2016)
35. Zoph, B., Le, Q.V.: Neural architecture search with reinforcement learning. arXiv preprint arXiv:1611.01578 (2016)
36. Zoph, B., Vasudevan, V., Shlens, J., Le, Q.V.: Learning transferable architectures for scalable image recognition. In: Proceedings of the IEEE conference on computer vision and pattern recognition. pp. 8697–8710 (2018)