

Describing like Humans: on Diversity in Image Captioning

Qingzhong Wang and Antoni B. Chan
 Department of Computer Science
 City University of Hong Kong

qingzwang2-c@my.cityu.edu.hk, abchan@cityu.edu.hk

Abstract

Recently, the state-of-the-art models for image captioning have overtaken human performance based on the most popular metrics, such as BLEU, METEOR, ROUGE and CIDEr. Does this mean we have solved the task of image captioning? The above metrics only measure the similarity of the generated caption to the human annotations, which reflects its accuracy. However, an image contains many concepts and multiple levels of detail, and thus there is a variety of captions that express different concepts and details that might be interesting for different humans. Therefore only evaluating accuracy is not sufficient for measuring the performance of captioning models – the diversity of the generated captions should also be considered. In this paper, we proposed a new metric for measuring diversity of image captions, which is derived from latent semantic analysis and kernelized to use CIDEr similarity. We conduct extensive experiments to re-evaluate recent captioning models in the context of both diversity and accuracy. We find that there is still a large gap between the model and human performance in terms of both accuracy and diversity, and that models that have optimized accuracy (CIDEr) have low diversity. We also show that balancing the cross-entropy loss and CIDEr reward in reinforcement learning during training can effectively control the tradeoff between diversity and accuracy of the generated captions.

1. Introduction

The task of image captioning is challenging and draws much attention from researchers in the fields of both computer vision and natural language processing. A large variety of models have been proposed to automatically generate image captions, and most of the models are engaged in improving the accuracy of the generated captions as measured by the current metrics, such as BLEU 1-4 [22], METEOR [7], ROUGE [16], CIDEr [28] and SPICE [1]. However, another important property, the **diversity** of captions generated for a given image, receives less attention. Gener-




Figure 1: An overview of our diversity metric. Given a set of captions from a method, we first construct the self-similarity matrix \mathbf{K} , consisting of CIDEr [28] scores between all pairs of captions. The diversity score is computed from the singular values of \mathbf{K} . A higher diversity score indicates more variety in the set of generated captions, such as changes in the level of descriptive detail and inclusion of removal of objects. The accuracy (average CIDEr) of the captions with respect to the human ground-truth is on the bottom. For human annotations, this is the leave-one-out accuracy. **diversity** refers to the differences among a set of captions generated by a method for a single image, and can be categorized into three levels: (1) *word diversity* refers to only changes of single words that do not change the caption’s semantics, e.g., using synonyms in different captions; (2) *syntactic diversity* refers to only differences in the word order, phrases, and sentence structures, such as pre-modification, post-modification, redundant and concise descriptions, which do not change the caption’s concept. (3) *semantic diversity* refers to the differences of expressed concepts, including level of descriptive detail, changing of the sentence’s subject, and addition/removal of sentence objects. For example, in Figure 1, the human captions 2 and 5 have syntactic diversity, as they both express the same concept of a zebra near a tree in a grass field using different word orderings. In contrast, captions 2 and 3 exhibit semantic diversity, as caption 3 describes the type of grass field (“lush dry”) and omits “near a tree” as unimportant. Ideally, a caption system should be able to generate captions expressing different concepts in the image, and hence in this paper we focus on measuring *semantic diversity*.

The motivations for considering diversity of image captions are as follows. First, an image may contain many concepts with multiple levels of detail — indeed, *an image is worth a thousand words* — and thus an image caption expresses a set of concepts that are interesting for a particular human. Hence, there is diversity among captions due to diversity among humans, and an automatic image captioning method should reflect this. Second, only focusing on increasing the caption accuracy will bias the captioning method to common phrases. For example, Figure 1 shows the set of captions generated by two models. Model 2 is the best when only considering accuracy. However, Model 2 just repeats the same common phrases, providing no particular additional details. In contrast, Model 1 recognizes that there are trees in the image and the the grass is dry, which also occurs in the human annotations. It even recognizes “walking”, which does not appear in the human annotations, but is a plausible description. Thus, to mimic the ability of humans, the captioning models should also have the ability of generating diverse captions. Third, from the machine learning viewpoint, captioning models are typically trained on datasets where each image has at least 5 ground-truth captions (e.g., MSCOCO), and thus captioning models should also be evaluated on how well the learned conditional distributions of captions given image approximates that of the ground-truth. In particular, while the caption accuracy measures the differences in the modes of the distributions, the caption diversity measures the variance of the distribution.

Recently, while a few works have focused on generating both diverse and accurate captions, such as conditional variational auto-encoders (CVAE) [30] and conditional generative adversarial network (CGAN) [5, 26], there is not a metric to well evaluate the diversity of captions. In [5], the diversity of captions is shown only qualitatively. [26, 30] evaluate the diversity of captions in three ways: 1) the percentage of novel sentences; 2) the percentage of unique uni-grams and bi-grams in the set of captions; 3) mBLEU, which is the average of the BLEU scores between each caption and the remaining captions. However, it is difficult to define a novel sentence, and only considering the percentage of unique uni-grams and bi-grams ignores the relationship between captions, e.g., the same n-gram could be used to construct sentences with different meanings. Because mBLEU uses the BLEU score, it aggregates n-grams over all the remaining captions, which obfuscates differences among the individual captions, thus under-representing the diversity. For example, the two caption sets, $\mathcal{C}_1 = \{“zebras grazing grass”, “grazing grass”, “zebras grazing”\}$ and $\mathcal{C}_2 = \{“zebras grazing”, “zebras grazing”, “zebras grazing”\}$, obtain the same mBLEU of 1.0. However, we may consider that \mathcal{C}_1 is more diverse, because each of its captions expresses different concepts or details. In contrast, captions

in \mathcal{C}_2 describe exactly the same thing. Hence, considering all the pairwise relationships among captions will better reflect the structure of the set of captions. Moreover, BLEU is not a good metric for measuring semantic differences, since phrase-level changes and semantic changes may lead to the same BLEU score (e.g., see Table 1).

In this paper, we propose a diversity measure based on pairwise similarities between captions. In particular, we form a matrix of pairwise similarities (e.g., using CIDEr), and then use the singular values of the matrix to measure the diversity. We show that this is interpretable as applying latent semantic analysis (LSA) on the weighted n-gram feature representation of the captions to extract the topic-structure of the set of captions, where more topics indicates more diversity in the captions. The key contributions of this paper are three-fold: 1) we proposed a new metric for evaluating diversity of sets of captions, and we re-evaluate existing captioning models via considering both diversity and accuracy; (2) we develop a framework that enables a tradeoff between diverse and accurate captions via balancing the rewards in reinforcement learning (RL) and the cross-entropy loss; (3) extensive experiments are conducted to demonstrate the effectiveness of the diversity metric and the effect of the loss function on diversity and accuracy – we find that RL and adversarial training are different approaches that provide equally satisfying results.

2. Related Work

Image Captioning. Early image captioning models normally contain 2 stages: 1) concept detection, 2) translation. In the first stage, object categories, attributes and activities are detected, then the translation stage uses the labels to generate sentences. The typical concept detection models are conditional random fields (CRFs) [9, 13], support vector machines (SVMs) [15] or convolutional neural networks (CNNs) [8], and the translation model is a sentence template [9] or n-gram model [15].

Recently, the encoder-decoder models, e.g., neural image captioning (NIC) [29], spatial attention [34] and adaptive attention [19], trained end-to-end have obtained much better results than the early models based on concept detection and translation. NIC [29] translates images into sentences via directly connecting the inception network to an LSTM. To improve NIC, [34] introduces a spatial attention module, which allows the model to “watch” different areas when it predicts different words. [10, 33, 35, 36] use image semantics detected using an additional network branch. In [19], a sentinel gate decides whether the visual feature or the semantic feature should be used for prediction. Instead of employing LSTM decoders for sentences, [2, 31, 32] apply convolutional decoders, which achieves faster training process and comparable results.

Both LSTM and convolutional models are trained using

Modification	Caption	B1	B2	B3	B4	M	R	C/10	S
Reference	a group of people are playing football on a grass covered field	1	1	1	1	1	1	1	1
Word-level	a couple of boys are playing soccer on a grass covered field	0.750	0.584	0.468	0.388	0.387	0.750	0.261	0.333
Phrase-level	some guys are playing football on a grassy ground	0.417	0.389	0.357	0.317	0.310	0.489	0.441	0.133
Sentence-level	on a grass covered field a group of people are playing football	1.000	0.953	0.899	0.834	0.581	0.583	0.676	0.941
Redundancy	a group of people in red soccer suits are playing football on a grass covered field	0.716	0.683	0.644	0.598	0.429	0.836	0.496	0.818
Conciseness	a group of people are playing football	0.583	0.564	0.542	0.516	0.526	0.774	0.482	0.714
Average		0.693	0.635	0.582	0.531	0.447	0.693	0.471	0.588
Semantic change	a group of people are watching TV	0.417	0.389	0.357	0.317	0.270	0.553	0.072	0.429

Table 1: The similarity scores between a reference caption and a modified caption using different evaluation metrics. The caption in the first row is the reference caption, and the next five captions change different parts of the sentence (highlighted in bold) while keeping the same concepts. ‘‘Average’’ is the average metric value over these 5 modified captions. The bottom row shows an incorrect caption and the metric scores. B1-4, M, R, C/10, and S are BLEU1-4, METEOR, ROUGE, CIDEr divided by 10 (so that the maximum is 1), and SPICE.

cross-entropy. In contrast, [17, 23] directly improve the evaluation metric using reinforcement learning (RL). They also show that improving the CIDEr reward function also improves other evaluation metrics, but not vice versa. Instead of using metric rewards, [18, 20] employ the retrieval reward to generate more distinctive captions.

Generally, the above models are used to generate a single caption for one image, whereas [5, 26] use CGAN to generate a set of diverse captions for each image. The generator uses an LSTM to generate captions given an image, and the evaluator uses a retrieval model to evaluate the generated captions. The generator and evaluator are jointly trained in adversarial manner using policy gradients¹. In the inference stage, latent noise vectors are sampled from a Gaussian distribution, generating different captions. CVAE [30] is another model that is able generate diverse caption by sampling the latent noise vector.

Evaluation Metrics. The most popular metrics are BLEU [22], METEOR [7], ROUGE [16], which are metrics from machine translation and document summarization, and CIDEr [28] and SPICE [1], which are metrics specific to image captioning. BLEU, METEOR, ROUGE and CIDEr are based on computing the overlap between the n-grams of a generated caption and those of the human annotations. BLEU considers the n-gram precision, ROUGE is related to n-gram recall, which benefits long texts, and METEOR takes both precision and recall of unigrams, while also applying synonym matching. CIDEr uses TF-IDF weighted n-grams to represent captions and calculates the cosine similarity.

Only considering n-gram overlap seems to ignore semantics of the captions. SPICE uses scene graphs [11, 24] to represent images – human annotations and one generated

caption are first parsed into scene graphs, which are composed of object categories, attributes and relationships, and the F1-measure is computed between the two scene graphs. However, SPICE is highly dependent on the accuracy of the parsing results. [12] proposed a metric based on word2vec [21] and word mover distance (WMD) [14], which could leverage semantic information, but depends on the quality of word2vec. Recently, [4] proposed a learned metric that uses a CNN and an LSTM to extract features from images and captions, and then uses a classifier to assign a score that indicates whether the caption is generated by a human. While this metric is robust, it requires training and data augmentation, and the evaluation procedure takes more time.

Table 1 shows an example of similarity metrics between a reference caption and 5 modified captions that have the same semantic meaning, and an incorrect caption with different meaning. All metrics are less sensitive (have higher values) to sentence-level changes (due to the use of n-grams), in particular BLEU, ROUGE and SPICE. Furthermore, all metrics show sensitivity to word-level or phrase-level changes. Overall, CIDEr and METEOR have relatively low average metric value, which means that they are sensitive to sentence changes that keep the same semantics. On the other hand, CIDEr and METEOR also assign lower values to the incorrect caption that changes the semantic meaning, which indicates that they are better able to discriminate between semantic changes in the sentence. Hence, in this paper, we mainly consider CIDEr as the baseline metric to evaluate both the diversity and accuracy.

3. Measuring Diversity of Image Captions

Currently, the widely used metrics, such as BLEU, CIDEr, and SPICE are for a single caption prediction. To evaluate a set of captions $\mathcal{C} = \{c_1, c_2, \dots, c_m\}$, two dimensions are required: accuracy and diversity. For accuracy,

¹This is similar to RL models, but RL models are trained by maximizing the rewards, which is not adversarial training.

the standard approach is to average the similarity scores, $acc = \frac{1}{m} \sum_i s_i$, where $s_i = sim(c_i, \mathcal{C}_{GT})$ is the similarity measure (e.g., CIDEr) between caption c_i and ground-truth caption set \mathcal{C}_{GT} . For diversity, we will consider the pairwise similarity between captions in \mathcal{C} , which is able to reflect the underlying structure of the set of captions.

3.1. Latent Semantic Analysis

Latent semantic analysis (LSA) [6] is a linear representation model, which is widely applied in information retrieval. LSA considers the co-occurrence information of words (or n-grams), and uses singular value decomposition (SVD) to obtain a low-dimensional representations of the documents in terms of topic vectors. Applying LSA to a caption set, more topics indicates a more diverse set of caption, whereas only one topic indicates a non-diverse set. To use LSA, we first represent each caption via a vector. In this subsection, we consider the simplest representation, bag-of-words (BoW), and kernelize it in the next subsection using CIDEr.

Given a set of captions $\mathcal{C} = \{c_1, \dots, c_m\}$ that describe an image, and a dictionary $\mathcal{D} = \{w_1, w_2, \dots, w_d\}$, we use the word-frequency vector to represent each caption c_i , $\mathbf{f}_i = [f_1^i, \dots, f_d^i]^T$, where f_j^i denotes the frequency of word w_j occurring in caption c_i . The caption set \mathcal{C} can be represented by a ‘‘word-caption’’ matrix, $\mathbf{M} = [\mathbf{f}_1 \dots \mathbf{f}_m]$.

Applying SVD, we decompose \mathbf{M} into three matrices, i.e., $\mathbf{M} = \mathbf{U}\mathbf{S}\mathbf{V}^T$, where \mathbf{U} is composed of the eigenvectors of $\mathbf{M}\mathbf{M}^T$ and $\mathbf{S} = \text{diag}(\sigma_1, \dots, \sigma_m)$ is a diagonal matrix consisting of singular values $\sigma_1 > \sigma_2 > \dots > 0$, and \mathbf{V} is composed of the eigenvectors of $\mathbf{M}^T\mathbf{M}$. Each column of \mathbf{U} represents the words in a topic vector of the caption set, while the singular values in \mathbf{S} represent the strength (frequency) of the topics. If all captions in \mathcal{C} are the same, then only one singular value is non-zero, i.e., $\sigma_1 > 0$ and $\sigma_i = 0, \forall i > 1$. If all the captions are different, then all the singular values are the same, i.e., $\sigma_1 = \sigma_i, \forall i$. Hence, the ratio $r = \frac{\sigma_1}{\sum_{i=1}^m \sigma_i}$ represents how diverse the captions are, with larger r meaning less diverse (i.e., the same caption), and smaller r indicating more diversity (all different captions). The ratio r is within $[\frac{1}{m}, 1]$. Thus we map the ratio to a value in $[0, 1]$, to obtain our diversity score $div = -\log_m(r)$, where larger div means higher diversity.

Looking at the matrix $\mathbf{K} = \mathbf{M}^T\mathbf{M}$, each element $k_{ij} = \mathbf{f}_i^T \mathbf{f}_j$ is the dot-product similarity between the BoW vectors \mathbf{f}_i and \mathbf{f}_j . As the dimension of \mathbf{f}_i may be large, a more efficient approach to computing the singular values is to use the eigenvalue decomposition $\mathbf{K} = \mathbf{V}\mathbf{\Lambda}\mathbf{V}^T$, where $\mathbf{\Lambda} = \text{diag}(\lambda_1, \dots, \lambda_m)$ are the eigenvalues of \mathbf{K} , which are the squares of the singular values, $\sigma_i = \sqrt{\lambda_i}$. Note that \mathbf{K} is a kernel matrix, and here LSA is using the linear kernel.

3.2. Kernelized Method via CIDEr

In Section 3.1, a caption is represented by BoW features \mathbf{f}_i . However, this only considers word frequency and ignores phrases and sentence structures. To address this problem, we use n-gram or p-spectrum kernels [25] with LSA. The mapping function from the caption space \mathbb{C} to the feature space \mathbb{F} associated with the n-gram kernel is

$$\phi^n(c) = [f_1^n(c) \dots f_{|\mathcal{D}^n|}^n(c)]^T, \quad (1)$$

where $f_i^n(c)$ is the frequency of the i -th n -gram in caption c , and \mathcal{D}^n is the n -gram dictionary.

CIDEr first projects the caption $c \in \mathbb{C}$ into a weighted feature space \mathbb{F} , $\Phi^n(c) = [\omega_i^n f_i^n(c)]_i$ where the weight ω_i^n for the i -th n -gram is its inverse document frequency (IDF). The CIDEr score is the average of the cosine similarities for each n ,

$$CIDEr(c_i, c_j) = \frac{1}{4} \sum_{n=1}^4 CIDEr_n(c_i, c_j), \quad (2)$$

where

$$CIDEr_n(c_i, c_j) = \frac{\Phi^n(c_i)^T \Phi^n(c_j)}{\|\Phi^n(c_i)\| \|\Phi^n(c_j)\|}. \quad (3)$$

In (3), $CIDEr_n$ is written as the cosine similarity kernel and the corresponding feature space is spanned by $\Phi^n(c)$. Since $CIDEr$ is the average of $CIDEr_n$ for different n , therefore, it is also a kernel function that accounts for uni-, bi-, tri- and quad-grams.

Since CIDEr can be interpreted as a kernel function, we reconsider the kernel matrix \mathbf{K} in LSA, by using $k_{ij} = CIDEr(c_i, c_j)$. The diversity according to CIDEr can then be computed by finding the eigenvalues of the kernel matrix $\{\lambda_1, \dots, \lambda_m\}$, computing the ratio $r = \frac{\sqrt{\lambda_1}}{\sum_{i=1}^m \sqrt{\lambda_i}}$, and applying the mapping function, $div = -\log_m(r)$. Here, we are computing the diversity by using LSA to find the caption topics in the weighted n-gram feature space, rather than the original BoW space. Other caption similarity measures could also be used in our framework to compute diversity if they can be written as positive definite kernel functions.

4. Experiment Setup

We next present our experiment setup re-evaluating current captioning methods using both diversity and accuracy.

4.1. Generating Diverse Captions

As most current models are trained to generate a single caption, we first must adapt them to generate a set of diverse captions. In this paper we propose 4 approaches to generate diverse captions from a baseline model. (1) **Random**

sampling (RS): After training, a set of captions is generated by randomly sampling word-by-word from the learned conditional distribution $\hat{p}(c|I)$. (2) **Randomly cropped images (RCI):** The image is resized to 256×256 , and then randomly cropped to 224×224 as input to generate the caption. (3) **Gaussian noise corruption (GNC):** Gaussian noise with different standard deviations is added to the input image when predicting the caption. (4) **Synonym switch (SS):** The above 3 approached manipulate images to generate diverse captions, whereas the synonym switch approach directly manipulates a generated caption. First, a word2vec [21] model is trained on MSCOCO. Next, given a caption, the top-10 synonyms for each word are retrieved and given a weight based on the similarities of their word2vec representation. Finally, with probability p , each word is randomly switched with one of its 10 synonyms, where the synonyms are sampled according to their weights.

For the models that are able to generate diverse captions, such as CVAE and CGAN, **different random vectors (DRV)** are drawn from Gaussian distributions with different standard deviations to generate the captions.

4.2. Implementation Details

In this paper, we evaluate the following captioning models: (1) NIC [29] with VGG16 [27]; (2) SoftAtt [34] with VGG16; (3) AdapAtt [19] with VGG16; (4) Att2in [23] with cross-entropy (XE) and CIDEr reward, denoted as Att2in(XE) and Att2in(C); (5) FC [23] with cross-entropy and CIDEr reward, denoted as FC(XE) and FC(C); (6) Att2in and FC with retrieval reward² [20], denoted as Att2in(D5) and FC(D5), where the retrieval reward weight is 5 (the CIDEr reward weight is 1), and likewise for D10; (7) CVAE and GMMCVAE³ [30], (8) CGAN [5].

Models (1)-(7) generate single caption for one image, and model (7) and (8) are able to generate diverse captions. The models are trained using Karpathy’s training split of MSCOCO. We use each of the models to generate 10 captions for each image in the Karpathy’s test split, which contains 5,000 images. The standard deviations of Gaussian noise for GNC and DRV are $\{1.0, 2.0, \dots, 10.0\}$. For SS, we first generate a caption using beam search with beam-width 3, and then generate the other 9 captions by switching words with synonyms with probability $p \in \{0.1, 0.15, \dots, 0.5\}$. Models and diversity generators are denoted as “model-generator”, e.g., “NIC-RS”.

The accuracy acc of the generated captions \mathcal{C} is the average CIDEr: $\frac{1}{m} \sum_{i=1}^m CIDEr(c_i, \mathcal{C}_{GT})$, where $c_i \in \mathcal{C}$ and \mathcal{C}_{GT} is the set of human annotations. We also compute the *leave-one-out* accuracy of human annotations: $\frac{1}{N} \sum_{i=1}^N CIDEr(g_i, \mathcal{C}_{GT \setminus i})$, where $g_i \in \mathcal{C}_{GT}$ and $\mathcal{C}_{GT \setminus i}$ is the set of human annotations without the i -th annotation.

²<https://github.com/ruotianluo/DiscCaptioning>

³https://github.com/yiyang92/vae_captioning

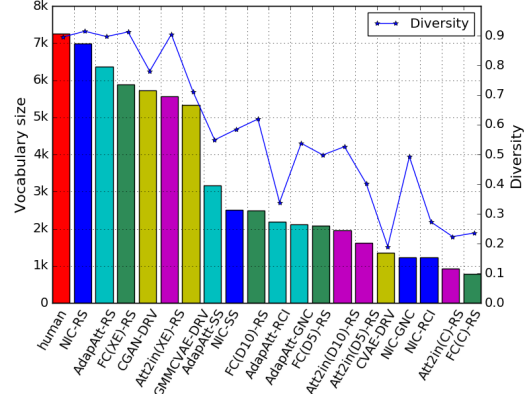


Figure 2: The vocabulary sizes and diversity scores (Self-CIDEr) of different caption models. The vocabulary of each trained model is collected from 50,000 captions (10 captions for each image), while the human annotations have 25,000 captions (5 captions for each image). For GNC, RCI, CVAE, GMMCVAE and CGAN, greedy search is used to generate captions.

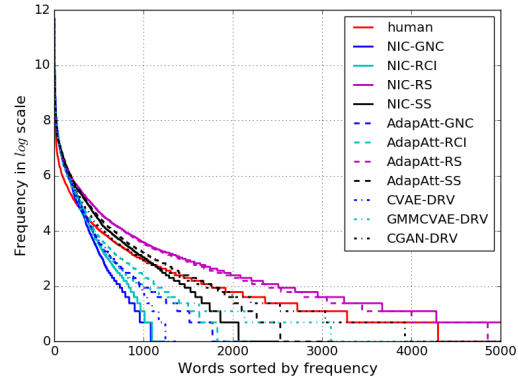


Figure 3: Word frequency plots for the top 5,000 most-frequent words for each captioning model.

The diversity of \mathcal{C} is computed using the LSA-based method (denoted as LSA) and the kernel CIDEr method (denoted as Self-CIDEr), introduced in Sections 3.1 and 3.2. Finally, the accuracy and diversity tradeoff is summarized using the F-measure, $F = \frac{(1+\beta^2)div+acc}{\beta^2div+acc}$. $\beta > 1$ will weight accuracy more, while $1 > \beta \geq 0$ will weight diversity more.

5. Experiment Results

We next present our experiment results evaluating methods based on both diversity and accuracy.

5.1. Analysis of Caption Vocabulary

We first focus on the vocabulary of the generated captions from each model, including vocabulary size and word frequency. Generally, a large vocabulary size and long tail in the word frequency distribution indicates higher diversity.

Figure 2 shows the vocabulary sizes of different models (here we only show the most representative models), as well

Corr Coef	Self-CIDEr	LSA	mBLEU-mix
overall Pearson ρ	0.616	0.601	0.585
overall Spearman ρ	0.617	0.602	0.575
avg. per image Spearman ρ	0.674	0.678	0.644

Table 2: Correlation between computed diversity metric and human diversity judgement: (top) overall correlation; (bottom) correlation of per-image rankings of methods.

as the models diversity score (Self-CIDEr). Human annotations have the largest vocabulary, even though there are fewer human captions than model captions (25,000 for humans, and 50,000 for each model). For NIC and AdapAtt models, using RS results in larger vocabulary which also generates more diverse captions. Although AdapAtt is more advanced than NIC, the vocabulary size of AdapAtt-RS is smaller than that of NIC-RS. One possible reason is that models developed to obtain better accuracy metrics often learn to use more common words. Looking at reinforcement learning (e.g., Att2in(XE) vs. Att2in(C) vs. Att2in(D)), using CIDEr reward to fine-tune the model will drastically decrease the vocabulary size so as to improve the accuracy metric (CIDEr) [23]. Interestingly, using a retrieval reward gives a larger vocabulary size compared to using the CIDEr reward. Improving retrieval reward encourages semantic similarity, while improving CIDEr reward encourages syntactic similarity, which leads to low diversity. Comparing the CGAN/CVAE methods, CVAE has a smaller vocabulary compared to CGAN and GMMCVAE, which indicates that the latter could generate more diverse captions. Note that the vocabulary sizes only roughly reflects the diversity – a small vocabulary could lead to diverse captions via using different combinations of words, Hence, it is important to look at the pairwise similarity between captions.

Figure 3 shows the frequency plots of each word used by the models. If a model employs diverse words, the plots in Figure 3 should have a long tail. However, most of the models have learned to use around 2,000 common words. In contrast, CGAN and GMMCVAE encourage a longer-tail distribution, and in particular the word frequency plot of CGAN is similar to the human annotations. RS tends to give the most words, but also fails to generate fluent sentences. Therefore, we suggest that both accuracy and diversity should be considered to evaluate a model. Interestingly, there is a very large gap between using cross-entropy and CIDEr rewards for reinforcement learning, which is bridged by the retrieval reward. In Section 5.3, we will show that balancing cross-entropy, CIDEr, and retrieval rewards can also provide good results in terms of diversity and accuracy.

5.2. Considering Diversity and Accuracy

Here we re-evaluate the models accounting for both diversity and accuracy. Figure 4 shows the diversity-accuracy (DA) plots for LSA-based diversity and CIDEr kernelized diversity (Self-CIDEr). The trends of LSA and Self-

CIDEr are similar, although LSA yields overall lower values. Hence, we mainly discuss the results of Self-CIDEr.

After considering both diversity and accuracy, we may need to rethink what should be considered a good model. We suggest that a good model should be close to human performance in the DA space. Looking at the performance of humans, the diversity is much higher than Att2in(C), which is considered a state-of-the-art captioning model. On the other hand, the diversity using randomly sampling (RS) are closer to human annotations. However, the accuracy is poor, which indicates that the descriptions are not fluent or are off-topic. Therefore, a good model should well balance between diversity and accuracy. From this point of view, CGAN and GMMCVAE are among the best models, as they are closer to the human annotations in the DA space. Example caption results and their diversity/accuracy metrics can be found in the supplemental.

Most of the current state-of-the-art models are located in the bottom-right of the DA space, (high CIDEr score but poor diversity), as they aim to improve the accuracy. For example, directly improving CIDEr reward via RL is a popular approach to obtain higher CIDEr scores [17, 18, 20, 23], but it encourages using common words and phrases (also see Figure 2), which lowers the diversity. Using retrieval reward is able to improve diversity comparatively, e.g., Att2in(D5) vs Att2in(C), because it encourages distinctive words and semantic similarity, and suppresses common syntaxes that do not benefit retrieval. The drawback of using retrieval model is that the fluency of the captions could be poor [20], and using a very large weight for the retrieval reward will cause the model to repeat the distinctive words. Finally, note that there is a large gap between using the cross-entropy loss and the CIDEr reward for training, e.g., Att2in(XE) and Att2in(C). In the next subsection, we will consider building models to fill the performance gap by balancing between the losses.

Comparing the diversity generators, SS and GNC are more promising for generating diverse captions. Captions generated using RCI have higher accuracy, while those using RS have higher diversity. Interestingly, in the top-left of the DA plot, using RS, a more advanced model can generate more accurate captions without reducing the diversity. This shows that an advanced model is able to learn a better $\hat{p}(c|I)$, which is more similar to the ground-truth distribution $p(c|I)$. However, there is a long way to go to reach the accuracy of human annotations.

F-score comparison. Figure 5 shows the F-scores that takes both diversity and accuracy into account. In this paper, we use $\beta^2 = 5.0$, which considers accuracy is more important than diversity. The reason for using a larger β is that diverse captions that do not describe the image well (low accuracy) could be meaningless. The F-score of human annotations is the highest, and much higher than the models

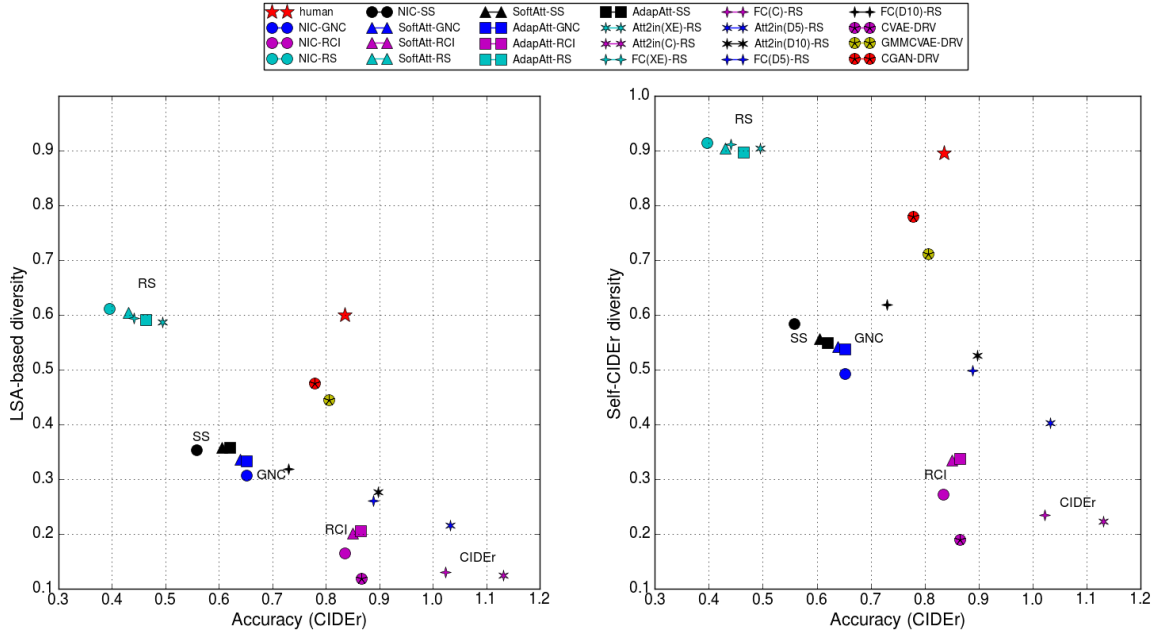


Figure 4: The performance of different models considering accuracy and diversity. Left: using LSA-based diversity, which employs BoW features. Right: using CIDEr kernelized diversity (Self-CIDEr). The marker shape indicates the caption model, while the marker color indicates the diversity generator or training method.

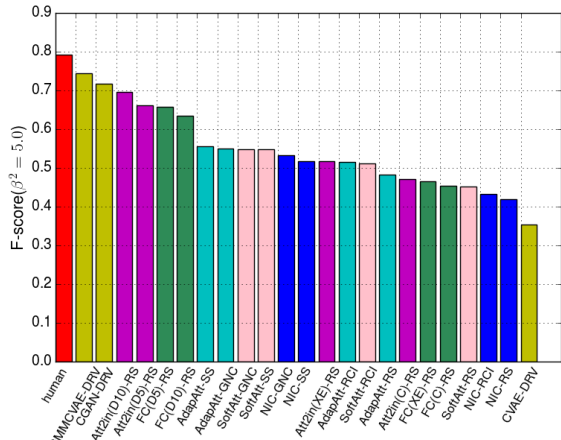


Figure 5: The F-scores (using Self-CIDEr) of different models.

that generate only a single accurate caption for each image. CGAN and GMM-CVAE that are specifically designed to generate diverse captions also obtain high F-scores, which are closer to human performance, and this is consistent with Figure 4. For Att2in and FC, applying retrieval reward is a better way to achieve both diverse and accurate captions. Looking at the models using RS, more advanced models obtain higher F-score, which is also consistent with Figure 4. Note that the scales of diversity and accuracy scores are different.

The effects of number of captions. We next consider how many captions should be generated to evaluate diversity. Here, we use Att2in(XE)-RS, Att2in(C)-RS and AdapAtt-GNC, which are exemplar methods located in different areas in the DA plot (Fig. 4), and GMMCVAE and

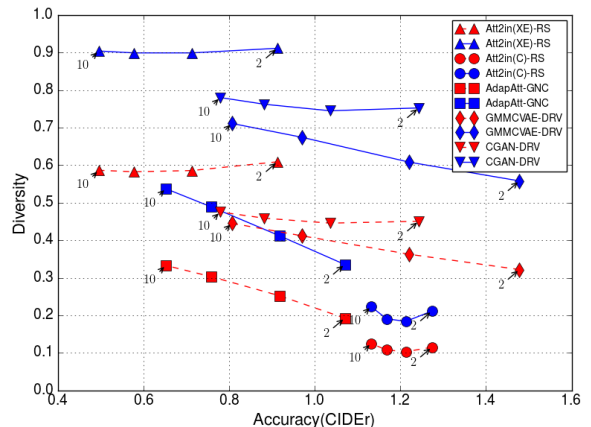


Figure 6: The effects of different numbers of captions on diversity. We use $m \in \{2, 5, 8, 10\}$. The dash lines represent LSA-based diversity and the solid lines represent Self-CIDEr diversity.

CGAN, since they are the models with highest F-scores. We first rank the captions for each image based on accuracy, then we select the top 2, 5, 8 and 10 captions to calculate the diversity scores (see Figure 6).

For Att2in(XE)-RS, which obtains very high diversity but low accuracy, the number of captions has small effect on the diversity. This is also seen in Att2in(C)-RS, which obtains low diversity but higher accuracy. The reason is that the captions generated by Att2in(XE)-RS are nearly always completely different with each other, while captions generated by Att2in(C)-RS are almost always the same. Therefore, increasing the number of generated captions does not affect the diversity for these models. For models that well balance diversity and accuracy (e.g., CGAN and GMM-

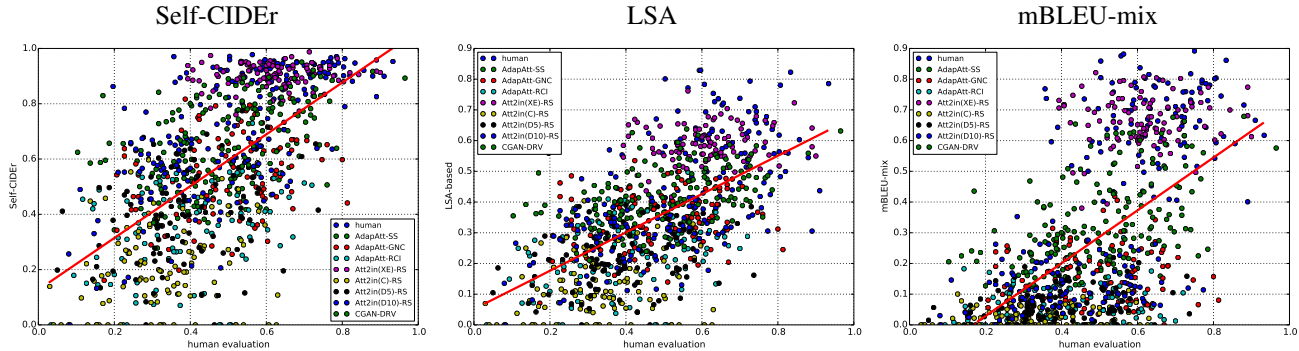


Figure 7: The correlation plots between the diversity scores computed by different metrics and human evaluation. The red lines are the best fit lines to the data.

VAE), more captions leads to higher diversity, and to some extent, diversity is linearly proportional to the number of captions. Therefore, we suggest that if a model is able to generate diverse captions, more captions should be generated to evaluate its diversity. Although the number of captions has an effect on diversity scores, a better model generally obtains higher diversity.

Correlation to human evaluation. We conduct human evaluation on Amazon Machine Turk (AMT). We use 100 images, and for each image we show the worker 9 sets of captions, which are generated in different ways: human annotations and 8 models, AdapAtt-SS, AdapAtt-GNC, AdapAtt-RCI, Att2in(XE)-RS, Att2in(C)-RS, Att2in(D5)-RS, Att2in(D10)-RS and CGAN-DRV. We require the workers to read all the sets of captions and then give scores (from 0 to 1) that reflects the diversity⁴ of the set of captions. Each image is evaluated by 3 workers, and the diversity score for each image/model combination is the average score given by the 3 workers.

Fig. 7 (left, center) shows the correlation plots between our proposed metrics and human evaluation. The overall consistency between the proposed diversity metric and the human judgement is quantified using Pearson’s (parametric) and Spearman’s rank (non-parametric) correlation coefficients (see Table 2 top). Since the human annotator evaluated the diversity scores for all methods on each image, they were implicitly ranking the diversity of the methods. Hence, we also look at the consistency between the human rankings for an image and the rankings produced by the proposed metrics, as measured by the average per-image Spearman rank correlation (see Table 2 bottom). Both Self-CIDEr and LSA-based metrics are largely consistent with human evaluation of diversity, with Self-CIDEr having higher overall correlation, while both have similar per-image ranking of methods.

We compare our metrics with $mBLEU_{mix} = 1 - \frac{1}{4} \sum_{n=1}^4 mBLEU_n$, which accounts for mBLEU-

⁴In our instructions, diversity refers to different words, phrases, sentence structures, semantics or other factors that impact diversity.

{1,2,3,4}, and we invert the score so that it is consistent with our diversity metrics (higher values indicate more diversity). The correlation plot between mBLEU-mix and human judgement is shown in Fig. 7 (right). mBLEU-mix has lower correlation coefficient with human judgement, compared to LSA and Self-CIDEr (see Table 2). Similar results are obtained when looking at the mBLEU-n scores. Self-CIDEr has better overall correlation with human judgement, while the two methods are comparable in terms of per-image consistency of method ranking.

In addition the correlation plot shows the mBLEU scale is not uniformly varying, with more points falling at the lower and higher ends of the scale and less points in the middle. In contrast, LSA and Self-CIDEr have more uniform scales. Note that another advantage of our proposed metrics is that they can be used to analyze the latent semantics and visualize the caption’s diversity (see our supplementary material), which mBLEU cannot do.

5.3. Re-thinking Reinforcement Learning

In this subsection we further investigate RL for image captioning, and how to bridge the gap between the performance using cross-entropy and using CIDEr reward. In particular, we train Att2in and FC using different loss functions that combine the cross-entropy, CIDEr reward, and retrieval reward, with varying weights.

The results are shown in Figure 8. Balancing the XE loss and CIDEr reward is the most effective way to bridge the gap. Using larger weight λ results in higher accuracy but lower diversity. Based on our experiments, using $\lambda = 5$ well balances diversity and accuracy, resulting in performance that is closer to the human annotations, and similar to CGAN and GMMCVAE. Using XE loss only, the learned distribution $\hat{p}(c|I)$ has a large variance, which could be very flat and smooth, and thus incorrect words appear during sampling. In contrast, using CIDEr reward can suppress the probability of the words that cannot benefit CIDEr score, and encourage the words that improve CIDEr. Hence, combining the two losses suppresses the poor words and

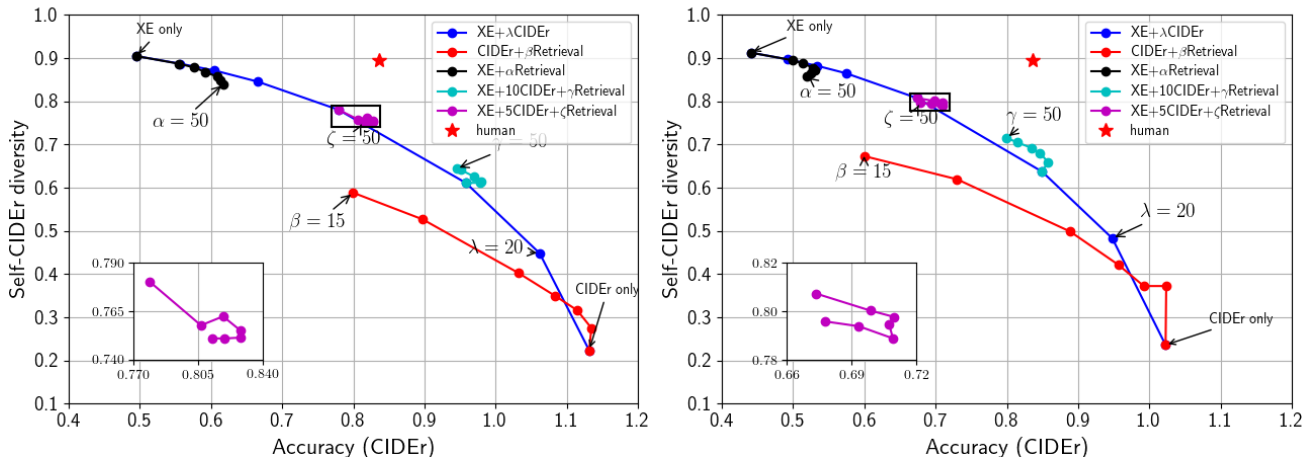


Figure 8: The diversity and accuracy performance of Att2in (left) and FC (right) with different loss functions. XE, CIDEr, and Retrieval denote the cross-entropy loss, CIDEr reward [23] and retrieval reward [20]. The weights are $\lambda \in \{0, 1, 2, 3, 5, 10, 20\}$, $\beta \in \{0, 1, 2, 3, 5, 10, 15\}$, $\alpha \in \{0, 5, 10, 20, 30, 40, 50\}$, $\gamma \in \{0, 10, 20, 30, 40, 50\}$ and $\zeta \in \{0, 5, 10, 20, 30, 40, 50\}$. The inset plot in the bottom-left is a zoom-in of rectangle in the main plot.

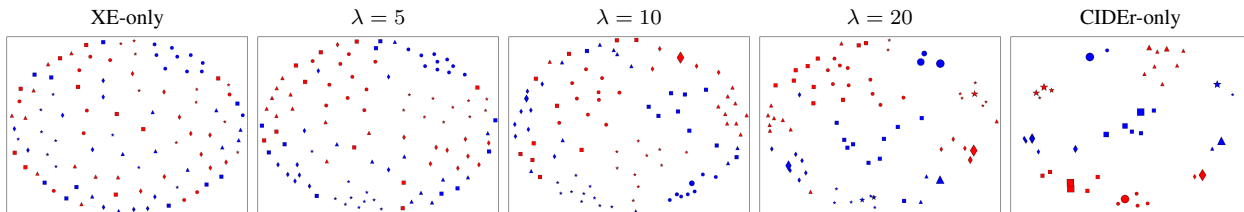


Figure 9: MDS visualization of the similarity between captions of 10 images. 10 captions are randomly sampled from Att2in for each image. Markers and colors indicate different images. Larger markers indicates multiple captions located at the same position.

promotes good words (CIDEr), while also preventing the distribution from concentrating to a single point (XE). Figure 9 visualizes the similarity between captions using multi-dimensional scaling (MDS) [3], for different values of λ . As λ increases, some captions are repeated, and points are merged in the MDS visualization.

Finally, using the retrieval reward in the combined loss function also slightly improves the diversity and accuracy, and generally results in a local move in the DA plot. However, a very large γ or ζ could result in a repetition problem, *i.e.*, a model will repeat the distinctive words, since distinctive words are more crucial for the retrieval reward. We show more examples of generated captions in our supplementary material.

6. Conclusion

In this paper, we have developed a new metric for evaluating the diversity of a caption set generated for an image. Our diversity measure is based on computing singular values (or eigenvalues) of the kernel matrix composed of CIDEr values between all pairs of captions, which is interpretable as performing LSA on the weighted n-gram feature representation to extract the topic-structure of the captions. Using our diversity metric and CIDEr to re-evaluate recent

captioning models, we found that: 1) models that have optimized accuracy tend to have very low diversity, and there is a large gap between model and human performances; 2) balancing the XE loss and other reward functions when using RL is a promising way to generate diverse and accurate captions, which can achieve performance that is on par with generative models (CGAN and GMMCVAE).

A. Supplemental

A.1. Comparison with mBLEU

Given a set of captions $\mathcal{C} = \{c_1, c_2, \dots, c_m\}$, mBLEU [26] is computed as follows:

$$mBLEU_n = \frac{1}{m} \sum_{i=1}^m BLEU_n(c_i, \mathcal{C} \setminus i), \quad (4)$$

where n represents using n-gram, $BLEU_n()$ represents the BLEU function and $\mathcal{C} \setminus i$ denotes the set of captions without the i -th caption. A higher mBLEU score indicates lower diversity, here we use $1 - mBLEU_n$ to measure the diversity of \mathcal{C} , thus, a higher score indicates higher diversity. We also consider the mixed mBLEU score, which is the weighted sum of $mBLEU_n$, *i.e.*, $\sum_{n=1}^4 \omega_n mBLEU_n$, and in this paper we set $\omega_n = \frac{1}{4}$.

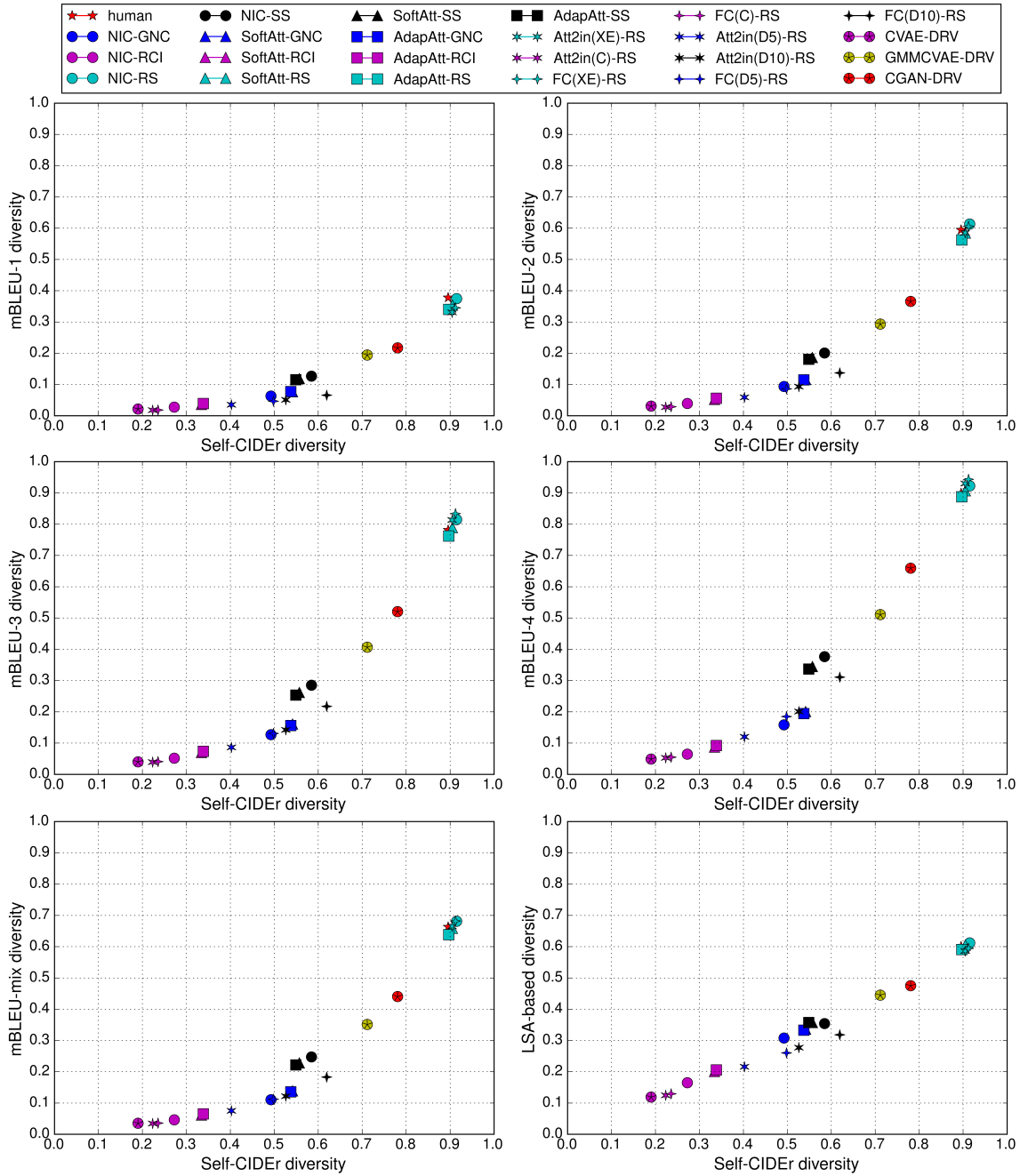


Figure 10: The correlation between our Self-CIDEr diversity and mBLEU scores. We use 5 mBLEU scores—uni-, bi-, tri-, quad- and mixed BLEU scores. To some extent, our Self-CIDEr diversity score is consistent with mBLEU diversity scores, and it shows an exponential correlation between mBLEU diversity scores and Self-CIDEr diversity score. The reason is that in Self-CIDEr we use $-\log_m(r)$ as the final diversity score. The most different is that our Self-CIDEr assigns a higher diversity score to FC(D10)-RS, by contrast the mBLEU metric assigns a higher score to NIC-SS (see the ranking of different models in figure 11). Recall that SS approach applies synonyms to replace the words in a captions, which just changes the words but could not change the semantics, and Self-CIDEr diversity metric that is derived from latent semantic analysis (LSA) pays much attention to *semantic diversity*, hence, using synonyms could result in low Self-CIDEr diversity. Moreover, mBLEU-1,2,3,4 and mix could assign different rankings to the same model, e.g., FC(D5)-RS is ranked below NIC-GNC using mBLEU-1,2, whereas mBLEU-4 assigns a higher score to FC(D5)-RS than NIC-GNC, by contrast, both of them obtain similar diversity score using mBLEU-3,mix and Self-CIDEr. The correlation between LSA-based and Self-CIDEr is roughly linear.

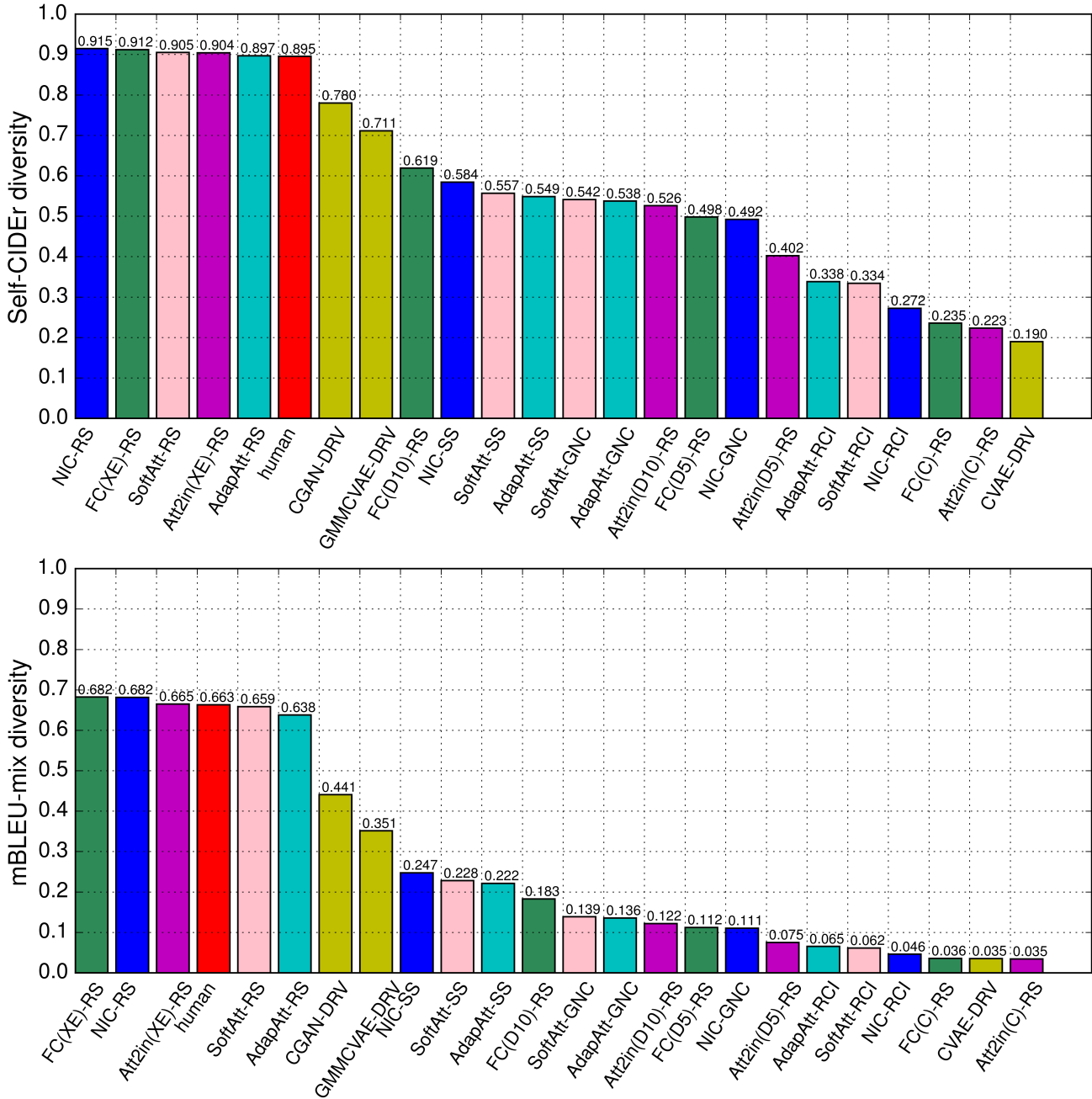


Figure 11: Model ranking by Self-CIDEr diversity and the mixed mBLEU diversity. Generally, mBLEU-mix diversity scores are lower than Self-CIDEr diversity scores, although both of them account for uni-, bi-, tri- and quad-grams. In most cases, the two diversity metrics provide consistent ranking, except for the rankings of human and FC(D10)-RS. Human is ranked below SoftAtt-RS and AdapAtt-RS using Self-CIDEr, while mBLEU-mix ranks human above them. Another difference is that FC(D10)-RS is treated as a more diverse model than the SS models using Self-CIDEr diversity metric, in contrast, using mBLEU-mix, FC(D10)-RS obtains a lower diversity score.

Figure 10 shows the correlation between our Self-CIDEr diversity metric and the mBLEU diversity metric. Figure 11 shows the rankings of different models based on Self-CIDEr diversity and mBLEU-mix diversity.

Figure 12 shows the captions generated by NIC-SS and

FC(D10)-RS and the corresponding diversity scores, and figure 13 shows the sets of captions generated by human, SoftAtt-RS and AdapAtt-RS and the corresponding diversity scores.

Another advantage of using LSA-based and Self-CIDEr

diversity metrics is that we can project the captions into a latent semantic space via decomposition, thus we are able to visualize each set of captions in the space composed of 2 latent semantics (see section A.2).

A.2. Visualizing Captions via Decomposition

In this section we visualize the captions using LSA and our proposed kernelized method (Self-CIDEr) to project captions into the semantic space, thus we can see what the captions are talking about. Given a set of captions \mathcal{C} , we first construct a dictionary \mathcal{D} and then each caption is represented by bag-of-word features, and \mathcal{C} is represented by the “word-caption” matrix \mathbf{M} (we have described the details in our paper). To better visualize the captions, we use stop words in LSA⁵.

Recall that $\mathbf{M} = \mathbf{USV}^T$ using SVD and we select the 5 largest singular values and their corresponding row vectors $[\mathbf{v}_1; \mathbf{v}_2; \dots; \mathbf{v}_5]$ in \mathbf{V}^T , where $\mathbf{v}_i \in \mathbb{R}^m$, m denotes the number of captions. In LSA, \mathbf{v}_i reflects the relationship between captions and the i -th latent semantic. Hence, the j -th caption c_j can be represented by a 5-D vector $[v_1^j, v_2^j, \dots, v_5^j]$, where v_i^j is the j -th elements of \mathbf{v}_i . Similarly, for the kernelized method, we can decompose the kernel matrix \mathbf{K} , thus $\mathbf{K} = \mathbf{VAV}^T$ and the 5-D vector $[v_1^j, v_2^j, \dots, v_5^j]$ can also represent a caption in the semantic space. In this paper we use radar charts to illustrate the correlations between captions and latent semantics. A positive value could represent that a caption contains this semantic, a negative or null value could indicate that a caption does not contain this semantic and it describes another thing. Figure 3 to 5 show the captions generated by different models and each caption in the 5-D latent semantic space. Note that the semantics in LSA and Self-CIDEr could be different.

A.3. Captions Generated by RL-based Methods

We show some generated captions of RL-based methods with different combinations of loss functions (see figure 17 and 18).

References

- [1] Peter Anderson, Basura Fernando, Mark Johnson, and Stephen Gould. Spice: Semantic propositional image caption evaluation. In *ECCV*, 2016.
- [2] Jyoti Aneja, Aditya Deshpande, and Alexander Schwing. Convolutional image captioning. In *CVPR*, 2018.
- [3] Andreas Buja, Deborah F Swayne, Michael L Littman, Nathaniel Dean, Heike Hofmann, and Lisha Chen. Data visualization with multidimensional scaling. *Journal of Computational and Graphical Statistics*, 17(2):444–472, 2008.
- [4] Yin Cui, Guandao Yang, Andreas Veit, Xun Huang, and Serge Belongie. Learning to evaluate image captioning. In *CVPR*, 2018.
- [5] Bo Dai, Sanja Fidler, Raquel Urtasun, and Dahua Lin. Towards diverse and natural image descriptions via a conditional gan. In *ICCV*, 2017.
- [6] S. Deerwester, S. Dumais, G. Furnas, T. Landauer, and R. Harshman. Indexing by latent semantic analysis. *Journal of the American Society for Information Science*, 41:391–407, 1990.
- [7] M. Denkowski and A. Lavie. Meteor universal: Language specific translation evaluation for any target language. In *EACL Workshop on Statistical Machine Translation*, 2014.
- [8] Hao Fang, Saurabh Gupta, Forrest Iandola, Rupesh K. Srivastava, Li Deng, Piotr Dollar, Jianfeng Gao, Xiaodong He, Margaret Mitchell, John C. Platt, C. Lawrence Zitnick, and Geoffrey Zweig. From captions to visual concepts and back. In *CVPR*, 2015.
- [9] Ali Farhadi, Mohsen Hejrati, Mohammad Amin Sadeghi, Peter Young, Cyrus Rashtchian, Julia Hockenmaier, and David Forsyth. Speaking the same language: Matching machine to human captions by adversarial training. In *ECCV*, 2010.
- [10] Zhe Gan, Chuang Gan, Xiaodong He, Yunchen Pu, Kenneth Tran, Jianfeng Gao, Lawrence Carin, and Li Deng. Semantic compositional networks for visual captioning. In *CVPR*, 2017.
- [11] Justin Johnson, Ranjay Krishna, Michael Stark, Li-Jia Li, David Ayman Shamma, Michael Bernstein, and Li Fei-Fei. Image retrieval using scene graphs. In *CVPR*, 2015.
- [12] Mert Kilickaya, Aykut Erdem, Nazli Ikizler-Cinbis, and Erkut Erdem. Re-evaluating automatic metrics for image captioning. In *EACL*, 2017.
- [13] G. Kulkarni, V. Premraj, V. Ordonez, S. Dhar, S. Li, Y. Choi, A. C. Berg, and T. L. Berg. Babytalk: Understanding and generating simple image descriptions. *IEEE Transactions on Pattern Analysis and Machine Intelligence*, 35(12):2891–2903, 2013.
- [14] Matt Kusner, Yu Sun, Nicholas Kolkin, and Kilian Weinberger. From word embeddings to document distances. In *ICML*, 2015.
- [15] S. Li, G. Kulkarni, T. L. Berg, A. C. Berg, and Y. Choi. Composing simple image descriptions using web-scale n-grams. In *CoNLL*, 2011.
- [16] C.-Y. Lin. Rouge: A package for automatic evaluation of summaries. In *ACL Workshop*, 2004.
- [17] Siqi Liu, Zhenhai Zhu, Ning Ye, Sergio Guadarrama, and Kevin Murphy. Improved image captioning via policy gradient optimization of spider. In *ICCV*, 2017.
- [18] Xihui Liu, Hongsheng Li, Jing Shao, Dapeng Chen, and Xiaogang Wang. Show, tell and discriminate: Image captioning by self-retrieval with partially labeled data. In *ECCV*, 2018.
- [19] Jiasen Lu, Caiming Xiong, Devi Parikh, and Richard Socher. Knowing when to look: Adaptive attention via a visual sentinel for image captioning. In *CVPR*, 2017.
- [20] Ruotian Luo, Brian Price, Scott Cohen, and Gregory Shakhnarovich. Discriminability objective for training descriptive captions. In *CVPR*, 2018.
- [21] Tomas Mikolov, Ilya Sutskever, Kai Chen, Greg S Corrado, and Jeff Dean. Distributed representations of words and phrases and their compositionality. In *NIPS*, 2013.
- [22] K. Papineni, S. Roukos, T. Ward, and W.-J. Zhu. Bleu: a method for automatic evaluation of machine translation. In

⁵<https://www.nltk.org/book/ch02.html>

ACL, 2002.

- [23] Steven J Rennie, Etienne Marcheret, Youssef Mroueh, Jerret Ross, and Vaibhava Goel. Self-critical sequence training for image captioning. In *CVPR*, 2017.
- [24] Sebastian Schuster, Ranjay Krishna, Angel Chang, Li Fei-Fei, and Christopher D. Manning. Generating semantically precise scene graphs from textual descriptions for improved image retrieval. In *EMNLP-Vision and Language Workshop*, 2015.
- [25] John Shawe-Taylor and Nello Cristianini. *Kernel Methods for Pattern Analysis*. Cambridge University Press, 2004.
- [26] Rakshith Shetty, Marcus Rohrbach, and Lisa Anne Hendricks. Speaking the same language: Matching machine to human captions by adversarial training. In *ICCV*, 2017.
- [27] Karen Simonyan and Andrew Zisserman. Very deep convolutional networks for large-scale image recognition. *arXiv preprint arXiv:1409.1556*, 2014.
- [28] R. Vedantam, C. Lawrence Zitnick, and D. Parikh. Cider: Consensus-based image description evaluation. In *CVPR*, 2015.
- [29] Oriol Vinyals, Alexander Toshev, Samy Bengio, and Dumitru Erhan. Show and tell: A neural image caption generator. In *CVPR*, 2015.
- [30] Liwei Wang, Alexander Schwing, and Svetlana Lazebnik. Diverse and accurate image description using a variational auto-encoder with an additive gaussian encoding space. In *NIPS*, 2017.
- [31] Qingzhong Wang and Antoni B. Chan. Cnn+cnn: Convolutional decoders for image captioning. *arXiv preprint arXiv:1805.09019*, 2018.
- [32] Qingzhong Wang and Antoni B. Chan. Gated hierarchical attention for image captioning. In *ACCV*, 2018.
- [33] Qi Wu, Chunhua Shen, Lingqiao Liu, Anthony Dick, and Anton van den Hengel. What value do explicit high level concepts have in vision to language problems? In *CVPR*, 2016.
- [34] Kelvin Xu, Jimmy Ba, Ryan Kiros, Kyunghyun Cho, Aaron Courville, Ruslan Salakhudinov, Rich Zemel, and Yoshua Bengio. Show, attend and tell: Neural image caption generation with visual attention. In *ICML*, 2015.
- [35] T. Yao, Y. Pan, Y. Li, Z. Qiu, , and T. Mei. Boosting image captioning with attributes. In *ICCV*, 2017.
- [36] Quanzeng You, Hailin Jin, Zhaowen Wang, Chen Fang, and Jiebo Luo. Image captioning with semantic attention. In *CVPR*, 2016.



- | | |
|---|---|
| 1. a train traveling through tracks tending to a loading dock | 1. a view of a train window in a airport terminal terminal |
| 2. a train traveling down tracks next to a loading subway | 2. a view of a train overpass in a station overpass bridge |
| 3. a train traveling down tracks next to a loading platform | 3. a train car driving down a highway overpass overpass gate |
| 4. a train moving down tracks next to a loading platform | 4. a car driving down a train station a terminal gate station |
| 5. a train traveling down tracks next to a loading platform | 5. a view of a train terminal in a terminal terminal gate overpass |
| 6. a train traveling down tracks next to a loading platform | 6. a view of a train window in a station station terminal |
| 7. a train traveling down tracks next to a loading platform | 7. a bridge of a train station in a station terminal terminal |
| 8. a train traveling down tracks next to a loading platform | 8. a train crossing over a train station the gate overpass overpass |
| 9. a train traveling across tracks next to a loading platform | 9. a view of a train cars in a station gate overpass station |
| 10. a train moving down runway next to a loading station | 10. a view of a train cars in a terminal terminal overpass |

NIC-SS Self-CIDEr: 0.694
mBLEU-1: 0.178 mBLEU-2: 0.282
mBLEU-3: 0.456 mBLEU-4: 0.541

FC(D10)-RS Self-CIDEr: 0.775
mBLEU-1: 0.072 mBLEU-2: 0.189
mBLEU-3: 0.321 mBLEU-4: 0.497



- | | |
|---|---|
| 1. a village bus includes standing across the top of the road | 1. a white bus parked in the parking lot doors |
| 2. a city buses is parked on the side of the road | 2. a bus white bus parked in a parking lot |
| 3. a city buses is standing at the side of the street | 3. a white bus parked bus parked on the parking lot |
| 4. a city bus is parked on the side of the road | 4. a bus white bus parked in the parking lot |
| 5. a suburban bus is parked on the side of the road | 5. a white bus parked with a bus parking lot |
| 6. a city bus is parked on the side of the road | 6. a bus white bus parked in a parking lot |
| 7. a city bus are stopped on the side of the road | 7. a white bus parked on a sidewalk bus doors |
| 8. a city bus is parked on the side of the road | 8. a bus white bus parked parked on the curb |
| 9. a residential bus are parked on the edge of the roadway | 9. a bus white bus parked in a parking lot |
| 10. a city bus is parked on the side of the road | 10. a passenger bus bus parked on a parking lot |

NIC-SS Self-CIDEr: 0.664
mBLEU-1: 0.175 mBLEU-2: 0.261
mBLEU-3: 0.393 mBLEU-4: 0.464

FC(D10)-RS Self-CIDEr: 0.546
mBLEU-1: 0.044 mBLEU-2: 0.113
mBLEU-3: 0.174 mBLEU-4: 0.258

Figure 12: Generated captions of NIC-SS and FC(D10)-RS models and the corresponding diversity scores and a high score indicates diverse captions. For the first image (top), Self-CIDEr and mBLEU metrics provide different rankings of NIC-SS and FC(D10)-RS. NIC-SS is ranked below FC(D10)-RS based on Self-CIDEr, while the mBLEU diversity scores of NIC-SS are higher. Looking at the captions, NIC-SS just switches “traveling” to “moving”, “down” to “through” or “across” and “platform” to “station”, while FC(D10)-RS describes different concepts, such as “train”, “car(s)”, “airport terminal”, “stations”, “overpass” and “bridge”, therefore, FC(D10)-RS obtains higher Self-CIDEr diversity score but lower mBLEU diversity scores. In terms of the second image (bottom), Self-CIDEr and mBLEU diversity metrics provide consistent ranking, because both NIC-SS and FC(D10)-RS describes the same thing—*bus parked on*. Comparing the two images, the first one contains more concepts than the second one, and using SS just changes the words but does not change the semantics, in contrast, FC(D10)-RS introduces different concepts to different captions, which could result in different semantics, however, FC(D10)-RS could generate fluent sentences.



- 1.white and orange flowers in a glass vase
2. red and white flowers in a vase on a table
- 3.the flowers are in the vase on display
- 4.a vase filled with red flowers on a wooden table
- 5.this vase is holding a bunch of beautiful blooms

Human Self-CIDEr: 0.835
mBLEU-1: 0.366 mBLEU-2: 0.626
mBLEU-3: 0.852 mBLEU-4: 1.000

- 1.there is a vase with red and orange flowers in it
- 2.a vase with a red flower vase on top of a table
- 3.a vase with a flower in it is sitting on a table top
- 4.a vase with red and orange leaves in the middle is idly
- 5.a vase with different types of flowers on a table
- 6.a vase is holding a set of red leaves and red flowers
- 7.two red and yellow flowers are on a table
- 8.a vase with orange coca red flower falling the color of a flower on table
- 9.a big vase of red floral sits on a window sill
- 10.a vase with a branch window and branches in the house"

SoftAtt-RS Self-CIDEr: 0.843
mBLEU-1: 0.216 mBLEU-2: 0.433
mBLEU-3: 0.640 mBLEU-4: 0.798

- 1.there is a clear vase on the dinning table
- 2.a vase filled with water with various flowers
- 3.a vase with a red flowering on it hanging
- 4.both both red are holding different long red and red flowers in each ways
- 5.a clear vase is holding some little flowers coming from a vase
- 6.a vase that has an arrangement of red in the ground
- 7.there is a vase with many red flowers sitting in a corner with small blooms
- 8.a vase with many very pretty flowers sitting in a green vase
- 9.a clear glass vase holding a bunch of red berries
- 10.a vase with orange flowers sitting in a rainy light

AdapAtt-RS Self-CIDEr: 0.878
mBLEU-1: 0.358 mBLEU-2: 0.543
mBLEU-3: 0.731 mBLEU-4: 0.876



1. a zoo keeper on a scale holding a giraffe with a me gusta face
- 2.the man is carrying a young giraffe in his arms
- 3.a photo of a man holding a giraffe to find out how much it weighs
- 4.someone put a face over a baby giraffe that a man is trying to weigh
- 5.a man lifts a giraffe which seems to have been altered

Human Self-CIDEr: 0.967
mBLEU-1: 0.557 mBLEU-2: 0.735
mBLEU-3: 0.928 mBLEU-4: 1.000

- 1.a man is petting the giraffe a neck of frisbees
- 2.there is a little girl posing with a calf at an exhibit
- 3.a girl in a backpack looking at a giraffe
- 4.the person is holding their dog outside near the bike
- 5.a young zebra is looking at a giraffe
- 6.a teenage boy posing with a young girl in an outdoor plaza
- 7.a small child is holding a bat over the gate
- 8.a person on a skateboard holding a cat
- 9.an adult giraffe with sticks out of her head
- 10.the child is feeding the giraffes up on the fence

SoftAtt-RS Self-CIDEr: 0.944
mBLEU-1: 0.351 mBLEU-2: 0.654
mBLEU-3: 0.843 mBLEU-4: 0.919

- 1.a wild giraffe squatted aside gigantic enclosure one giraffe looks away
- 2.a young man stands his head as he walks toward a giraffe in a pen
- 3.a little boy standing over fence to pet a giraffe
- 4.an adult giraffe is licking a womans hand at the zoo
- 5.a giraffe standing up against a gate with a ball in his hand
- 6.there is a little boy that is trying to feed a giraffe
- 7.a person mate for a giraffe in front of a crowd
- 8.a giraffe at the zoo reaches into a fence
- 9.a young man witting on the side of a building while in front of giraffe
- 10.a young man stands on a white ledge and his food

AdapAtt-RS Self-CIDEr: 0.936
mBLEU-1: 0.395 mBLEU-2: 0.607
mBLEU-3: 0.741 mBLEU-4: 0.948

Figure 13: Captions generated by human, SoftAtt-RS and AdapAtt-RS and the corresponding diversity scores and a high score indicates diverse captions. For the first image (top), human annotations obtain the lowest Self-CIDEr diversity score but highest mBLEU diversity scores. Looking at the captions, although human annotations use different words and phrases, they describe the same concept—*vase with flowers on a table*, whereas SoftAtt-RS describes not only *vase*, *flowers* and *table*, but also *leaves*, *window* and *house*, and AdapAtt-RS uses “clear”, “water”, “rainy light” and “green” to describe the image, which could be plausible descriptions. For the second image, both Self-CIDEr and mBLEU diversity metrics provide high scores and all captions almost use different words. Note that we use $-\log$ function in Self-CIDEr diversity metric, which could be flat and less sensitive if the captions are relatively diverse (see figure 10).



1. a little girl is eating a chocolate doughnut
2. a small child eats a chocolate doughnut at a table
3. a little girl eating a chocolate frosted donut
4. a child is eating a chocolate doughnut
5. a little girl enjoying a sweet confection and awaiting a sugar rush

Human LSA-based: 0.415 Self-CIDEr: 0.792

1. a girl that has a both of her nose
2. a woman is talking on a cell phone
3. a woman with a small sleeping in her mouth
4. the blonde girl is black sweatshirt is holding a cell phone
5. a woman in a hotel dress sweat a peace
6. a woman is eating a cell phone and a shoe
7. a woman is eating a piece of cake with her nose
8. a girl is is brushing her teeth on a cell phone
9. a little girl is holding a cell phone
10. a girl on a cell phone on the bathrobe

CGAN-DRV LSA-based: 0.531 Self-CIDEr: 0.859 acc: 0.230

1. a little girl eating a chocolate frosted donut
2. a close up of a person holding a banana
3. a small child eating a piece of food
4. a young baby is holding a piece of paper in it
5. a little girl holding a chocolate donut
6. a little girl eating a chocolate donut with sprinkles
7. a little girl eating a piece of bread
8. a girl is eating a banana on the street
9. a little girl eating a chocolate frosted donut
10. a small child is sitting on a table

GMMCVAE-DRV LSA-based: 0.499 Self-CIDEr: 0.732 acc: 1.255

1. a woman is holding a cell phone
2. a woman is talking on a cell phone
3. a woman is holding a cell phone
4. a woman is eating a cell phone
5. a woman is talking on a cell phone
6. a woman is holding a cell phone
7. a woman is holding a cell phone
8. a woman is talking on a cell phone
9. a woman is talking on her cell phone
10. a woman is talking on a cell phone

Att2in(C)-RS LSA-based: 0.189 Self-CIDEr: 0.358 acc: 0.070

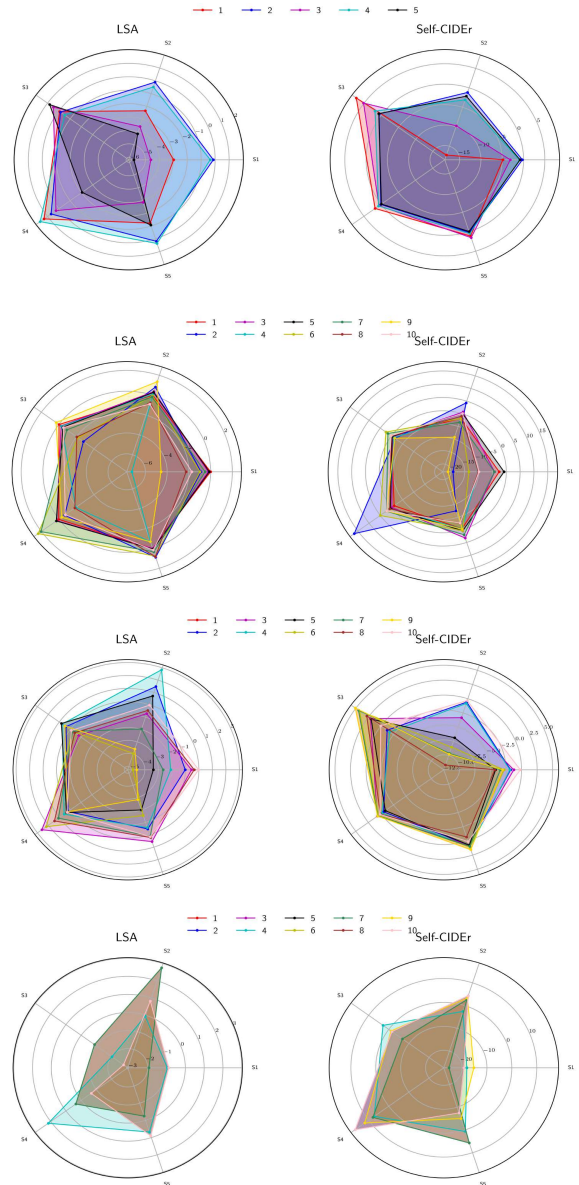
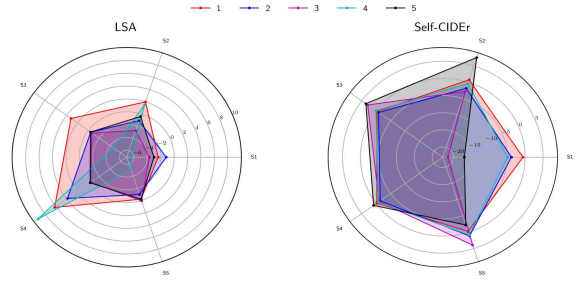


Figure 14: Visualizing captions in the latent semantic space. Human annotations focus on “little girl”, “eating” and “chocolate donut”, and looking at the radar chart of LSA, it roughly contains 2 semantics—S3 and S4. Moreover, captions 3 and 5 talk more about S3, and caption 5 does not talk about S4, if we compare captions 3 and 5, it is easy to find that both of them use “a little girl”, but caption 3 also uses “eating” and “doughnut”, therefore, S4 could denote “eating” something. Captions 6, 7 of CGAN, captions 3, 6 of GMMCVAE and caption 4 that use “eating” have a larger value of S4. Similarly, in the radar chart of Self-CIDEr, S3 could represent “eating” something and S4 could denote “talking”, thus the captions contain “eating” have relative large values of S3 and the captions that use “talking” could have larger values of S4.



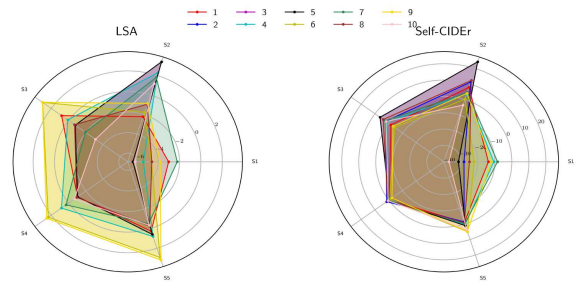
- 1.a man sticking his head out of a doorway into a rainy city street
- 2.a man peeks out a window during a light rain
- 3.people are walking in the rain holding umbrellas
- 4.people walking outside in the rain under umbrellas and a man peeking his head out of a doorway
- 5.there are people walking down the street with umbrellas

Human LSA-based: 0.580 Self-CIDEr: 0.970



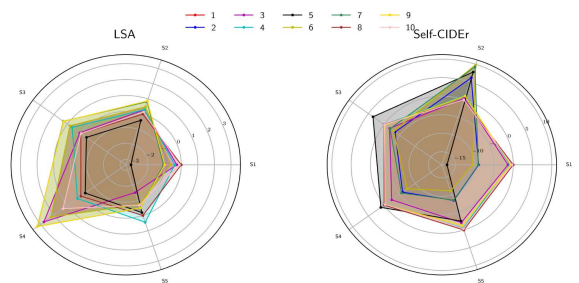
- 1.a group of people walking down in street on a rainy street
- 2.a group of people walking down the street with umbrellas
- 3.a group of people walking down a street holding umbrellas
- 4.many people walking at the city street their umbrellas
- 5.a group of people walking down a street holding umbrellas
- 6.a group of people walking in a rain soaked street
- 7.two men walking down a sidewalk under umbrellas
- 8.a group of people walking down a street with umbrellas umbrellas
- 9.a group of men walking down a rain soaked street
- 10.a group of people walking in the rain holding umbrellas

CGAN-DRV LSA-based: 0.431 Self-CIDEr:0.623 acc: 1.009



- 1.a man walking down a street with an umbrella
- 2.a man is walking down the street with an umbrella
- 3.consisting of a man in a room with a large umbrella
- 4.drums are in the middle of a street
- 5.people walking down the street with umbrellas
- 6.a man walking down a street with an umbrella
- 7.a man walking down a street with a black umbrella
- 8.a woman is eating a banana
- 9.solar street with a man riding a horse
- 10.a man is standing in the yard

GMMCVAE-DRV LSA-based: 0.485 Self-CIDEr: 0.723 acc: 0.434



- 1.a group of people walking in the rain with umbrellas
- 2.a group of people walking in the rain with umbrellas
- 3.a group of people walking in the rain with umbrellas
- 4.a group of people walking in the rain with umbrellas
- 5.a group of people walking in the rain with umbrellas
- 6.a group of people walking in the rain with umbrellas
- 7.a group of people walking in the rain with umbrellas
- 8.a group of people walking in the rain with umbrellas
- 9.a group of people walking in the rain with umbrellas
- 10.a group of people walking in the rain with umbrellas

Att2in(C)-RS LSA-based: 0.000 Self-CIDEr: 0.000 acc: 1.477

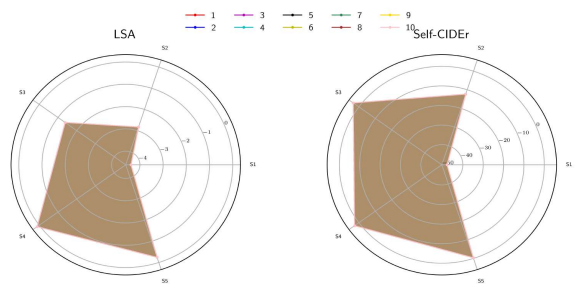
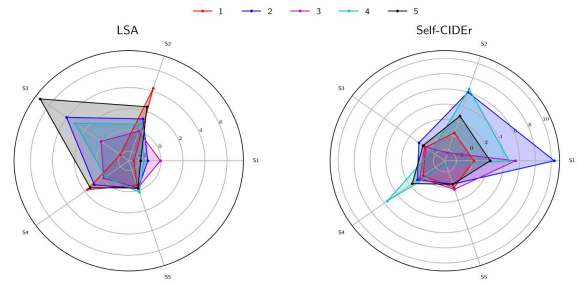


Figure 15: Visualizing captions in the latent semantic space.



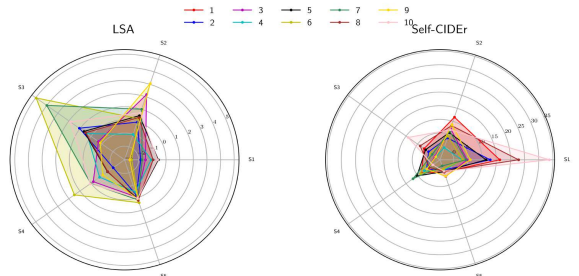
1. a kid riding his skate board on the edge of a concrete wall
2. a man on a skateboard performs a trick on the ledge
3. a skateboarder doing a stunt off of a sidewalk planter
4. a man that is jumping a skateboard outside
5. a man on a skateboard performs tricks on the edge of a sidewalk planter

Human LSA-based: 0.381 Self-CIDEr: 0.824



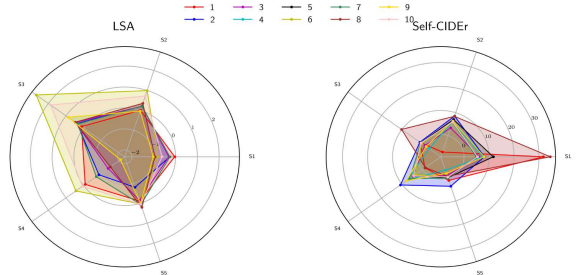
1. a person on a skateboard does a trick on a skateboard
2. a person on the skateboard doing a trick near a ledge
3. a person riding a skateboard off of a pool
4. a skateboarder jumping a parking rail in the corner of a building
5. a person doing a skateboard on a city street
6. a man on a skateboard is jumping over big steps stairs
7. a man jumping a skateboard on a metal rail
8. a person doing a trick on a skateboard in front of
9. a person riding a skateboard in a city park
10. a man is doing a trick on a skateboard

CGAN-DRV LSA-based: 0.429 Self-CIDEr: 0.811 acc: 0.589



1. a skateboarder is doing a trick on a rail
2. a person on a skateboard on a ramp
3. two boy in the air with a skateboard
4. a person jumping in the air with a skateboard
5. a person on a skateboard does a trick
6. a young man is in the middle of a skateboard
7. a dog on a skateboard on a rail road
8. a person is doing a trick on a skateboard
9. a person on a skateboard jumping in the air
10. a man on a skateboard is on a rail

GMMCVAE-DRV LSA-based: 0.417 Self-CIDEr: 0.793 acc: 0.553



1. a person is doing a trick on a skateboard
2. a person is doing a trick on a skateboard
3. a man is doing a trick on a skateboard
4. a man is doing a trick on a skateboard
5. a man is doing a trick on a skateboard
6. a person is doing a trick on a skateboard
7. a person is doing a trick on a skateboard
8. a person is doing a trick on a skateboard
9. a person is doing a trick on a skateboard
10. a man is doing a trick on a skateboard

Att2in(C)-RS LSA-based: 0.073 Self-CIDEr: 0.138 acc: 0.871

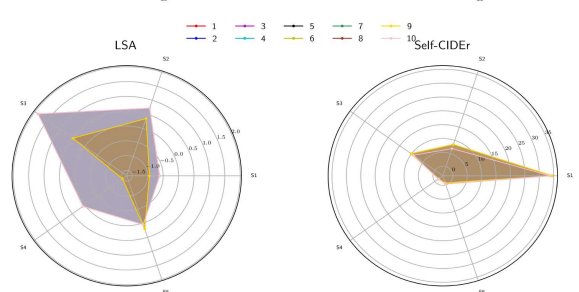


Figure 16: Visualizing captions in the latent semantic space.



1. woman standing in living room using video game controls
2. a woman standing in her living room playing wii
3. there is a woman that is ayi g with the wii in her room
4. a woman standing next to a couch holding a wii controller
5. young woman playing wii in a furnished living room

Human
Self-CIDEr: 0.854

1. there is a woman that is holding a wii video console
2. a girl a young girl are walking a video game
3. a woman standing in the living room playing a video game
4. a woman is playing wii in a living room
5. a beautiful about a pose while holding a video game controller
6. the person holding playing a game by herself
7. a woman is playing wii games while controller sets
8. a girls standing in a living room trying to use
9. girl woman in as the wii UNK and front of her girl wearing mouse
10. a holds with nintendo wii controller in hand

XE-only Self-CIDEr: 0.905 acc: 0.718

1. a woman standing in a living room holding a nintendo wii controller
2. a woman standing in a living room playing with a controller
3. a woman standing in a living room playing a video game
4. a beautiful attractive girl playing a video game
5. a woman standing in a living room holding a video game controller
6. a woman standing in a living room playing a video game
7. a girl playing a video game in a living room
8. a woman standing in a living room playing a video game
9. a girl standing on a couch playing a video game
10. a woman standing in a living room playing a video game

lambda=10 Self-CIDEr: 0.513 acc: 1.206

1. a woman playing a video game in a living room
2. a woman standing in a living room playing a video game
3. a woman standing in a living room playing a video game
4. a woman standing in a living room playing a video game
5. a woman playing a video game in a living room
6. a woman playing a video game in a living room
7. a woman playing a video game in a living room
8. a woman standing in a living room playing a video game
9. a woman holding a video game in a room
10. a woman standing in a living room playing a video game

CIDEr-only Self-CIDEr: 0.273 acc: 1.296

1. a girl in a room playing a video game
2. a woman standing in a living room with a wii remote
3. a woman plays video games in her living room
4. two women playing a video game in a living room
5. a woman holding a wii remote in a living room
6. a woman is playing the wii in the room room
7. a woman playing a game remote in no room
8. a girl playing a wii for her wii
9. a woman is standing a video game in a living room
10. a woman is standing his wooden in a living room

lambda=5 Self-CIDEr: 0.808 acc: 0.944

1. a woman standing in a living room playing a video game
2. a woman standing in a living room playing a video game
3. a woman is standing in a living room playing a video game
4. a woman standing in a living room holding a video game
5. a woman standing in a living room playing a video game
6. a woman standing in a living room playing a video game
7. a woman standing in a living room playing a wii game
8. a woman standing in a living room playing a video game
9. a woman standing in a living room playing a video game
10. a woman standing in a couch playing a video game

lambda=20 Self-CIDEr: 0.306 acc: 1.484

1. a woman standing playing a video game in a living room
2. a woman standing in a living room with a video game
3. a woman standing in a living room holding a video game
4. a woman standing playing a video game in a living room
5. a woman standing playing a video game in a living room
6. a woman standing holding a video game in a living room
7. a woman standing in a living room playing a video game
8. a woman standing enjoying a living room with a couch
9. a woman standing in a living room with a video game controller
10. a woman standing in a living room with a video game

beta=10 Self-CIDEr: 0.472 acc: 1.278

Figure 17: Captions generated by Att2in model trained with different combinations of loss functions. **lambda** denotes the weight of CIDEr reward and **beta** denotes the weight of retrieval reward (see section 5.3 in our paper). Obviously, using large **lambda** is able to increase the accuracy but reduce diversity.



- 1.a pot full of beef and broccoli stew
- 2.a broccoli and beef dish with baby corn
- 3.a pot of food contains meats and vegetables
- 4.soup with broccoli and meat cooking on a stove
- 5.broccoli and meat in a large pot that is ready for serving

Human
Self-CIDEr: 0.949

- 1.a stir fry dish fry being cooked and broccoli
- 2.a mixture of stir fry on a UNK
- 3.a pitcher filled with lots broccoli and in a stove
- 4.a black plate filled fresh cooked with veggies
- 5.broccoli over a pan of with broccoli bowl
- 6.a pan full of vegetables in sauce pot
- 7.a plate of meat broccoli broccoli a row
- 8.food are being to be group of vegetables in a bowl
- 9.this dish of broccoli has broccoli and top
- 10.a dish of meat sits meat on the table

XE-only Self-CIDEr: 0.918 acc: 0.290

- 1.a plate of broccoli and noodles that are being cooked
- 2.a plate of broccoli and broccoli are on a table
- 3.a plate of creamy broccoli and asparagus on a table
- 4.a plate of broccoli and vegetables sitting on a table
- 5.a bowl of broccoli and broccoli on a table
- 6.a meal of broccoli carrots and seasoning on a
- 7.a pan of food and broccoli in a counter
- 8.a plate of of chinese food and vegetables on a stove
- 9.a square dinner with broccoli and tofu on the counter
- 10.a plate with a mixture of broccoli and and vegetables

lambda=10 Self-CIDEr: 0.812 acc: 0.473

- 1.a plate of food and broccoli on a stove
- 2.a plate of food and broccoli on a stove
- 3.a plate of food and broccoli on a stove
- 4.a bowl of broccoli and vegetables on a stove
- 5.a plate of broccoli and vegetables on a stove
- 6.a plate of food and broccoli on a stove
- 7.a plate of food and broccoli on a stove
- 8.a plate of food and broccoli on a stove
- 9.a bowl of broccoli and vegetables on a stove
- 10.a bowl of broccoli and broccoli on a stove

CIDEr-only Self-CIDEr: 0.318 acc: 0.820

- 1.a plate of food with carrots and broccoli on
- 2.a close up of several different kinds of stew and broccoli
- 3.a skillet of steamed broccoli and white vegetable
- 4.a stir fry of broccoli onions carrots and mashed chicken
- 5.a bowl of broccoli containing cauliflower and a large bin on the
- 6.a bowl of noodles broccoli and broccoli being stirred
- 7.a plate topped with with potatoes and and broccoli
- 8.a pan filled with meat and broccoli and broccoli on a counter
- 9.a stir fry dish topped with meat and broccoli
- 10.broccoli on of and beans and tofu on a counter

lambda=5 Self-CIDEr: 0.881 acc: 0.394

- 1.a bowl of food and broccoli on a stove
- 2.a plate of food chicken broccoli broccoli and broccoli
- 3.a plate of pasta broccoli and broccoli on a white
- 4.a bowl of broccoli and broccoli on a stove
- 5.a close up of a bowl of broccoli broccoli and chicken
- 6.a plate of pasta broccoli and noodles on a counter
- 7.a plate of food and broccoli on a table
- 8.a plate of food and broccoli on a table
- 9.a plate of broccoli and broccoli on a stove
- 10.a pan of broccoli and broccoli on a table

lambda=20 Self-CIDEr: 0.608 acc: 0.568

- 1.a bowl of broccoli and broccoli cooking in a pan
- 2.a pan of broccoli and broccoli in a pan
- 3.a pan of broccoli and noodles mushrooms on a pan
- 4.a pan of broccoli broccoli and vegetables in a pan
- 5.a pan of broccoli and vegetables in a pan
- 6.a pan of broccoli and vegetables in a pan
- 7.a pan of broccoli cauliflower and broccoli on a pan
- 8.a pan of food noodles broccoli and meat on a pan
- 9.a pan of broccoli and broccoli on a pan
- 10.a pan of broccoli stew and mushrooms broccoli in a pan

beta=10 Self-CIDEr: 0.567 acc: 0.444

Figure 18: Captions generated by Att2in model trained with different combinations of loss functions. **lambda** denotes the weight of CIDEr reward and **beta** denotes the weight of retrieval reward (see section 5.3 in our paper).