

Towards a way to distinguish between IHDM and the
Scotogenic at CLIC

Ivania Maturana-Ávila^{1*}, MARCO AURELIO DÍAZ¹, NICOLÁS ROJAS²,
SEBASTIÁN URRUTIA-QUIROGA³

¹*Instituto de Física, Pontificia Universidad Católica de Chile, Avenida Vicuña
Mackenna 4860, Santiago, Chile*

²*Departamento de Física, Universidad Técnica Federico Santa María, Casilla
110-V, Avda. España 1680, Valparaíso, Chile*

³*Amherst Center for Fundamental Interactions, Department of Physics
University of Massachusetts Amherst, MA 01003, USA*

In this talk, a specific collider signature of the Scotogenic model is presented. We study this signal in order to compare the similarities and differences between this model and the Inert Higgs Doublet Model (IHDM) under the light of the forthcoming Compact Linear Collider (CLIC).

PRESENTED AT

NuPhys2018, Prospects in Neutrino Physics
Cavendish Conference Centre, London, UK, December
19–21, 2018

*Speaker

1 Introduction

The Scotogenic Model [1] is an appealing candidate to solve some of the open questions of the Standard Model (SM). The model includes radiatively induced neutrino masses and a WIMP-like (Weakly interacting massive particle) Dark Matter (DM) candidate which can be either scalar or fermion. In the scalar sector, it includes the features contained at the Inert Higgs Doublet Model (IHDM), which have been widely studied in the literature [2]. In this work, we study a specific collider signal which is present in both models, the Scotogenic Model and the IHDM. We study the differences and resemblances between both considering the production of new states at CLIC through the collision between electrons and positrons.

2 The Models

2.1 Inert Higgs Doublet Model

IHDM includes a second Higgs doublet that will be named η . Additionally, a Z_2 symmetry is added in order to stabilize the lightest neutral particle charged under this symmetry, thus rendering a suitable scalar DM candidate. The new scalar field η is odd under the Z_2 while the SM particles are even. Therefore, no tree level *Flavor Changing Neutral Currents (FCNC)* arise since new Yukawa interactions between η and the fermions of the SM are avoided. The most general renormalizable CP conserving scalar potential for IHDM is

$$\begin{aligned} V = & m_1^2 \phi^\dagger \phi + m_2^2 \eta^\dagger \eta + \lambda_1 (\phi^\dagger \phi)^2 + \lambda_2 (\eta^\dagger \eta)^2 + \lambda_3 (\phi^\dagger \phi)(\eta^\dagger \eta) + \lambda_4 (\phi^\dagger \eta)(\eta^\dagger \phi) \\ & + \frac{\lambda_5}{2} (\phi^\dagger \eta)^2 + \frac{\lambda_5^*}{2} (\eta^\dagger \phi)^2. \end{aligned} \quad (1)$$

In order to keep the potential stable, one needs to establish the following conditions

$$\lambda_1, \lambda_2 > 0, \quad \lambda_3, \lambda_3 + \lambda_4 - |\lambda_5| > -2\sqrt{\lambda_1 \lambda_2}. \quad (2)$$

and since we want to fix the real component of the η field as the DM candidate, we add that

$$\lambda_4 + \lambda_5 < 0, \quad \lambda_5 < 0. \quad (3)$$

After computing the mass eigenvalues coming out from the η field, we will have

$$m_{\pm}^2 = m_2^2 + \frac{\lambda_3}{2} v^2, \quad (4)$$

$$m_R^2 = m_2^2 + \frac{\lambda_3}{2} v^2 + \left(\frac{\lambda_4 + \lambda_5}{2} \right) v^2, \quad (5)$$

$$m_I^2 = m_2^2 + \frac{\lambda_3}{2} v^2 + \left(\frac{\lambda_4 - \lambda_5}{2} \right) v^2. \quad (6)$$

2.2 Scotogenic Model

The Scotogenic model is considered one of the simplest models containing a DM candidate and generating small neutrino masses at 1-loop level. The model has a new scalar doublet η (with similar properties as the η field at IHDM) and three singlet fermionic fields N_i ($i = 1, 2, 3$) all of them odd under Z_2 . The full particle content of the model is listed in the Table 1. The neutral components of the η field will contribute to neutrino masses at one loop (Figure 1). The resulting formula for the neutrino mass matrix is

$$M_{\nu,ij} = \frac{h_{ik}h_{jk}}{32\pi^2}M_k \left[\frac{m_R^2}{m_R^2 - M_{N_k}^2} \log \left(\frac{m_R^2}{M_{N_k}^2} \right) - \frac{m_I^2}{m_I^2 - M_{N_k}^2} \log \left(\frac{m_I^2}{M_{N_k}^2} \right) \right]. \quad (7)$$

The scalar potential in Scotogenic model is given by the equation (1). The

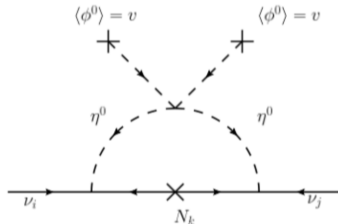


Figure 1: Neutrino mass generation at 1-loop.

new terms at the Lagrangian of the Scotogenic model are a Majorana mass term for the N_i fields given by $-1/2(\bar{N}_i M^{ij} N_j^C)$, and a Yukawa coupling $L_{Yukawa} = -h_{ij}\bar{N}_i(i\sigma_2\eta^*)^\dagger L_j + h.c.$. Recall that in both models, we will consider η_R as the DM candidate. It is worth mentioning that in the Scotogenic model the running of m_2 might break the Z_2 symmetry [3] at lower scales of energy, risking the phenomenology of the DM. By studying additional considerations to [3] this problem can be safely avoided.

	Standard Model			Fermions	Scalar
	L	e	ϕ	N	η
$SU(2)_L$	2	1	2	1	2
Y	-1	-2	1	0	1
Z_2	+	+	+	-	-
ℓ	1	1	0	0	0

Table 1: Particle content and quantum numbers for the fields at the Scotogenic model.

$M_{N1} = M_{N2} = [800, 1000] \text{ GeV}$
$M_{N3} = 1000 \text{ GeV}$
$m_2 = 800 \text{ GeV}$
$m_{\nu 1}^2 = [0, 0.001] \text{ GeV}$
$\lambda_1 = 0.26$
$\lambda_2 = [0, 0.5]$
$\lambda_3 = 0.1$
$\lambda_4 = -0.1$
$\lambda_5 = -10^{-9}$

Table 2: Parameter space used for Figure 3.

3 Results

Our study subject will be the signature given by the cross section $e^+e^- \rightarrow \eta^+\eta^-$, which was computed by using Madgraph [5] and specializing our code for the CLIC experiment [4]. We will compare that signature in the IHDM and the Scotogenic model. The Feynman diagrams displayed below in Figure 2 show the contributions of each model. On the other hand, the plot shown at Figure 3 is based on the Bench-

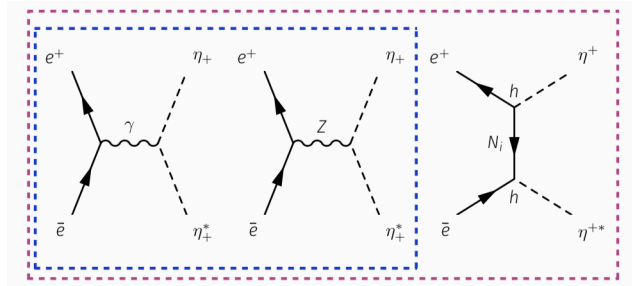


Figure 2: Feynman diagrams for IHDM (blue dashed line) and Scotogenic model (Magenta dashed line).

mark Point given in Table 2. The values displayed at that table are in agreement with neutrino physics and preserve Z_2 symmetry up to scales close to the 8 TeV. The number of events resulting from the Scotogenic model (purple points) is in general below the IHDM (blue line), which means that process involving N_i ends up in a destructive interference regarding the contributions already present at the IHDM.

In conclusion, we have studied the observable $e^+e^- \rightarrow \eta^+\eta^-$ under the light of the Scotogenic and IHD (Inert Higgs Doublet) models at CLIC. Constraints on the scalar potential have been implemented in order to keep both models out from potential destabilization at tree level and radiatively. In order to make an extensive comparison

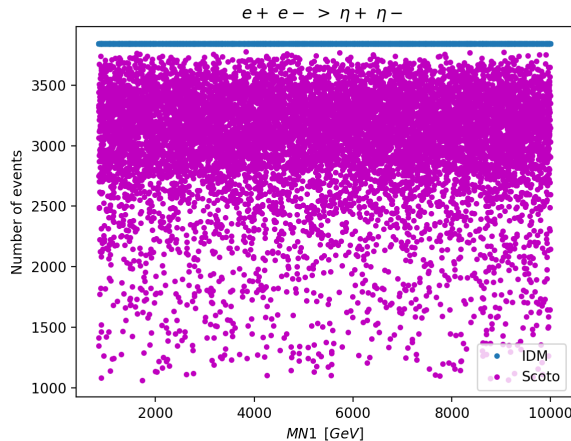


Figure 3: Number of events for the two different models: magenta points are the results obtained for the Scotogenic models while blue points are the results obtained for the IHDM

to both models, further studies on this observable are required. In addition, other signals will be studied in the future in order to consider constraints coming from DM phenomenology.

ACKNOWLEDGEMENTS

IMA was partially supported by CONICYT, Doctorado Nacional (2015) num. 21151255 and Pontificia Universidad Catlica de Chile.

NR was funded by proyecto FONDECYT Postdoctorado Nacional (2017) num. 3170135.

SUQ was partially supported by CONICYT PFCHA/Doctorado Becas Chile/2018 - 72190146.

References

- [1] E. Ma, Phys. Rev. D **73**, 077301 (2006) [hep-ph/0601225].
- [2] M. A. Díaz, B. Koch and S. Urrutia-Quiroga, Adv. High Energy Phys. **2016** (2016) 8278375 [arXiv:1511.04429 [hep-ph]].
- [3] A. Merle, M. Platscher, N. Rojas, J. W. F. Valle and A. Vicente, JHEP **1607**, 013 (2016) [arXiv:1603.05685 [hep-ph]].
- [4] P. Roloff *et al.* [CLIC and CLICdp Collaborations], arXiv:1812.07986 [hep-ex].
- [5] J. Alwall *et al.*, JHEP **1407**, 079 (2014) [arXiv:1405.0301 [hep-ph]].