

# Why platinum excels at hydrogen evolution

Per Lindgren, Georg Kastlunger, and Andrew A. Peterson\*  
*School of Engineering, Brown University, Providence, Rhode Island, 02912, USA*

Platinum is a nearly perfect catalyst for the hydrogen evolution reaction, and its high activity has conventionally been explained by its close-to-thermoneutral hydrogen binding energy ( $G \sim 0$ ). However, many candidate non-precious metal catalysts bind hydrogen with similar strengths, but exhibit orders-of-magnitude lower activity for this reaction. In this study, we employ newly-developed electronic structure methods that allow fully potential-dependent reaction barriers to be calculated, in order to develop a complete working picture of hydrogen evolution on platinum. Through the resulting *ab initio* microkinetic models, we assess the mechanistic origins of Pt's high activity. We find that the  $G \sim 0$  hydrogen atoms are kinetically inert, and that the kinetically active hydrogen atoms have  $\Delta G$ 's much weaker, similar to that of gold. These on-top hydrogens have particularly low barriers, which we compare to those of gold, explaining the high reaction rates, and the exponential variations in coverages can uniquely explain Pt's strong kinetic response to the applied potential. This explains the unique reactivity of Pt that is missed by conventional Sabatier analyses, and suggests true design criteria for non-precious alternatives.

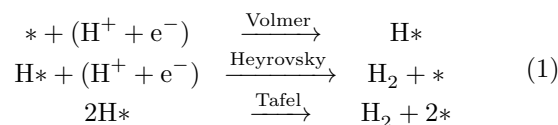
Recent climate reports call for carbon emissions to be rapidly phased out in order to limit global warming's most severe impacts, calling for 50% reductions by  $\sim 2030$  and (net) zero emissions by  $\sim 2050$ <sup>1</sup>. While many scalable carbon-free electricity generation sources exist, the path to carbon-neutral fuels and chemicals is less obvious. We argue that that technologies must be rapidly developed for the efficient conversion of electricity into fuels. The most readily deployable approach is to make  $H_2$  (from  $H_2O$ ) with renewable electricity, then use the  $H_2$  in existing chemical processes—such as Haber–Bosch for ammonia synthesis, Fischer–Tropsch (preceded by reverse water-gas shift) for fuel synthesis, hydrotreating for biomass upgrading, or direct use in fuel-cell vehicles.

Functionally, platinum is a nearly perfect catalyst for the hydrogen evolution reaction (HER). In acidic media, platinum begins evolving  $H_2$  very close to the reaction's equilibrium potential, and its Tafel slope—an (inverse) measure of how strongly the reaction rate responds to changes in potential—is excellent, at  $\sim 30 \text{ mV dec}^{-12-4}$ . It is certainly the most efficient known electrocatalyst, and perhaps also the best heterogeneous catalyst discovered to date. However, the low abundance of Pt in the earth's crust makes scaling Pt-based processes challenging.<sup>5</sup>

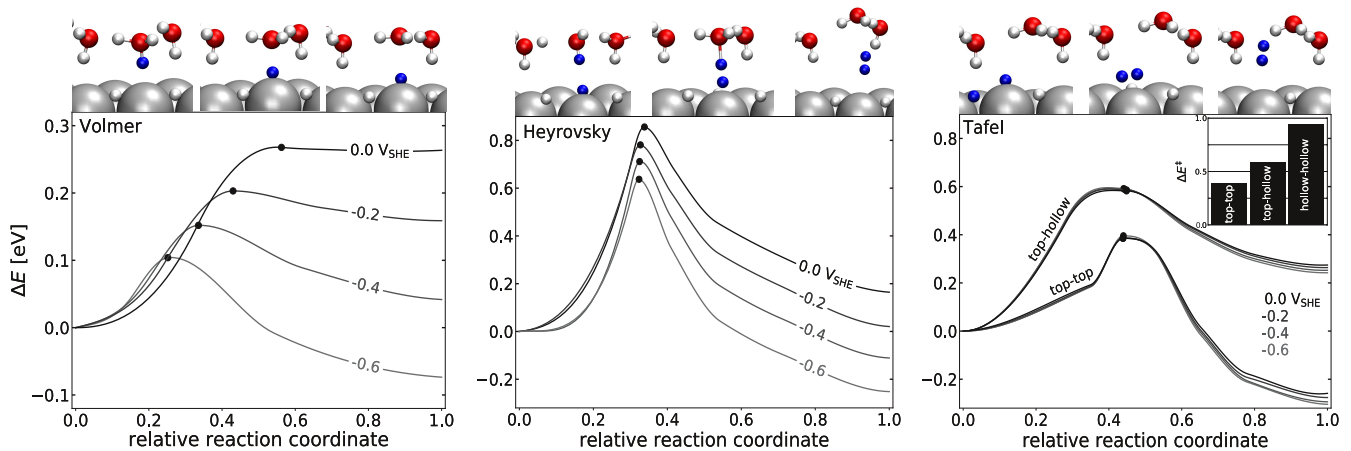
Conventionally, Pt's activity has been explained by its hydrogen binding energy<sup>6,7</sup>, which has been calculated to be almost perfectly thermoneutral at the equilibrium potential<sup>8,9</sup>, maximizing the activity towards HER in accordance with the Sabatier principle.<sup>10</sup> Despite extraordinary efforts to synthesize earth-abundant, inexpensive and stable catalysts based on this principle, alternate electrocatalysts with close-to-thermoneutral differential hydrogen binding energy exhibit HER activities that are orders of magnitude lower than on platinum<sup>11–20</sup>. Thus, hydrogen binding energy alone cannot explain the superior HER activity of platinum catalysts.

Hydrogen evolution is a two-electron reaction com-

monly considered in two elementary steps:



where  $*$  is a catalytic site and  $H*$  is a surface-bound hydrogen. The Volmer reaction places atomic hydrogen on the catalyst surface via proton discharge from the electrolyte, coupled with electron transfer from the electrode.  $H_2$  is liberated by either the Heyrovsky or Tafel step, as shown above. The Volmer and Heyrovsky steps include the explicit transfer of an electron, suggesting that their elementary rate constants will have a strong potential dependence; the Tafel step is non-electrochemical and its rate constant can be expected to have negligible potential dependence, save for field effects. Since  $H*$  appears in each elementary step, it is perhaps not surprising that the hydrogen binding strength has traditionally been employed as a first descriptor of reactivity. However, it is known that underpotential deposition of hydrogen ( $H_{UPD}$ ) also occurs on Pt electrodes.<sup>23–28</sup> Experimentally, this is observed in cyclic voltammograms as a capacitive event at potentials on the positive side of the equilibrium potential ( $>0 \text{ V}_{RHE}$ ), before  $H_2$  evolution takes off ( $<0 \text{ V}_{RHE}$ ). The generally accepted microscopic view of this phenomenon based on electronic structure calculations is adsorption of H into the metallic fcc-hollow sites<sup>29–31</sup>, creating an almost complete monolayer around the equilibrium potential of HER, before the surface begins to evolve  $H_2$ . These  $H_{UPD}$  have a free energy of binding near zero ( $G \sim 0$ ), and are conventionally used in “volcano” plots to explain Pt's activity.<sup>8,9</sup> After the hollow sites fill, the next available sites are those on top of Pt; these overpotential-deposited H's ( $H_{OPD}$ ) have a much weaker binding free energy, similar to that of Au or Ag<sup>31</sup>, which are relatively poor catalysts for this reaction. Thus, there is apparent contradiction—particularly from the computational side—about the roles of these two types of bound hydrogen.<sup>24,31,32</sup>



**FIG. 1:** Minimum energy pathways of the Volmer, Heyrovsky and Tafel steps of the HER mechanism as functions of the applied potential. The insets represent the initial, transition and final states at the equilibrium potential. All reaction barriers were calculated with the SJ method at constant potential using the climbing-image nudged elastic band (CI-NEB)<sup>21,22</sup> method.

Clearly, to describe Pt’s activity at a more sophisticated level requires knowledge of potential-dependent reaction barriers. However, electronic structure calculations of reaction barriers with explicit consideration of applied potential are scarce. This stems from the limitations associated with conventional density functional theory (DFT)<sup>33,34</sup>, which only allows for straightforward accounting of potential dependence of thermodynamically stable intermediates (*i.e.*, via the computational hydrogen electrode model, CHE<sup>35</sup>). Although means to calculate barriers within conventional DFT have been explored for HER<sup>30,36</sup>, they suffer from little control over potential and coverages and from the need to extrapolate to constant-workfunction behavior, making the methods computationally expensive and the interpretation of results challenging.

The advent of grand-canonical electronic structure schemes has allowed for explicit control of applied potential in atomistic studies of electrocatalytic systems by varying the number of electrons, allowing the workfunction to be tuned relative to some reference potential<sup>37–46</sup>. In particular, the solvated jellium (SJ) method<sup>44</sup> accomplishes potential control for periodic systems by employing a counter charge in a solvated jellium slab, which localizes the excess charge on the reactive side of the electrode surface. In this work, we use this SJ method to directly calculate elementary step energetics of the hydrogen evolution reaction on Pt(111) as functions of the applied potential. Moreover, we relate these microscopic quantities to macroscopic behavior via microkinetic models and calculate Tafel slopes for all possible HER mechanisms.

*Potential dependence of barriers.* Minimum energy pathways were calculated with the SJ method at a range of fixed voltages, shown in Figure 1; the key figures relevant to the discussion are shown here, while additional

scenarios are found in the supporting information. We find that the barrier for the Volmer step is relatively low, but a strong function of potential. Since approximately a monolayer of H<sub>UPD</sub> is expected to be present at the onset of hydrogen evolution, Figure 1 shows the barrier for adsorbing an on-top H while all hollow sites are saturated. Barriers were also low for proton discharge to the same (on-top) site on pristine Pt(111), *i.e.*, Pt(111) with vacant fcc-hollow sites<sup>44</sup>. For proton discharge into the fcc-hollow sites, we observe that the reaction proceeds via an on-top site, followed by diffusion into the fcc-hollow site. This is shown in the supporting information. As shown in Figure 1, the reaction energy of this step changes linearly with applied potential, while the reaction barrier decreases quadratically with increasing overpotentials.

The Heyrovsky reaction—the electrochemical H<sub>2</sub> liberation step—is also a strong function of potential, and Figure 1 shows that it is a much more difficult process than the Volmer step. This figure shows the barrier involving an on-top H\*; when we calculate the Heyrovsky reaction starting from a hollow-bound H\*, we find the atom first diffuses to an on-top site before reacting, resulting in a higher barrier in net. Compared to the Tafel reaction barriers, we see it is higher at most reasonable potentials, although a microkinetic model will shed greater insight into the relative pathways.

Functionally, the barriers of the Volmer and Heyrovsky steps exhibit similar, non-linear behavior with respect to potential. As a simple model of this behavior, we can consider the initial and final states to lie in quadratic potential energy wells, and the reaction barrier to be described by the point of intersection, (functionally) similar to Marcus theory<sup>47,48</sup>. This form captures the basic physics expected<sup>49</sup>: as the elementary reaction energy becomes strongly exothermic ( $\Delta E \ll 0$ ), we expect the reaction

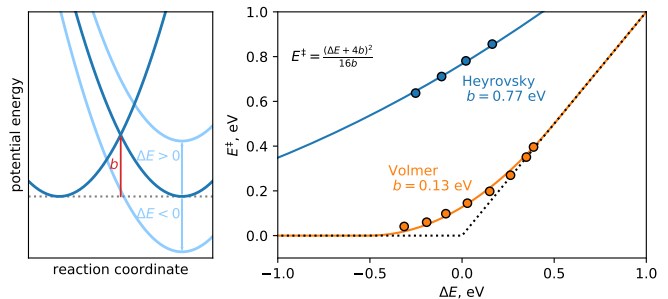
to smoothly approach an activationless state ( $E^\ddagger \rightarrow 0$ ); similarly, when the elementary reaction becomes highly endothermic ( $\Delta E \gg 0$ ), we expect no additional barrier beyond the energy change of the reaction ( $E^\ddagger \rightarrow \Delta E$ ). This simple parabolic picture leads to the relation:

$$E^\ddagger = \begin{cases} 0 & , \Delta E < -4b \\ \frac{(\Delta E + 4b)^2}{16b} & , -4b \leq \Delta E \leq 4b \\ \Delta E & , \Delta E > 4b \end{cases} \quad (2)$$

Here, we choose to formulate this with the parameter  $b$ , which can simply be interpreted as the barrier when the elementary step is thermoneutral ( $\Delta E = 0$ ); that is, the intrinsic barrier. The two potential-dependent steps are plotted in this form in Figure 2, where we can see this one-parameter model captures the data well. The limiting behavior is evident for the Volmer reaction; the reaction approaches the activationless and barrierless regions for highly negative and positive potentials, respectively. The difference in the reactions is quite apparent by the difference in the calculated intrinsic barriers:  $b$  is only 0.13 eV for depositing a proton onto a top site (Volmer), but is 0.77 eV to liberate  $\text{H}_2$  electrochemically (Heyrovsky). We assert that this one-parameter model is superior to both the two-parameter Brønsted-Evans-Polanyi (BEP) relations<sup>50–52</sup> and linear transition-state scaling relations<sup>53–55</sup> that are in common use for catalytic reactions, as the parabolic scaling smoothly captures the limiting forms and appropriate curvatures, making it ideal for use in microkinetic models.

The Tafel step—non-electrochemical  $\text{H}_2$  liberation—is not electrochemical in nature, and its barrier as calculated in the SJ method shows this: its energetics are essentially independent of the applied potential (Figure 1). The barriers show no potential dependence, and the slight potential dependence of the reaction energy is a consequence of a small change in surface dipole (due to reorientation of the water bilayer when  $\text{H}_2$  is incorporated); this energetic spread is negligible compared to the Volmer and Heyrovsky reactions. A much stronger effect is the originating sites of the H atoms involved: the combination of two top-site bound hydrogens is much easier than that of a top and hollow  $\text{H}^*$ . We also calculated this for two hollow-adsorbed atoms, and found an even higher barrier, nearly 1 eV, as shown in the supporting information. A comparison of the Tafel and Heyrovsky reactions shows that both the top-top and top-hollow Tafel barriers are considerably lower at the potentials of interest for HER.

*Potential-controlled free energy diagrams.* Developing thermodynamically consistent free energy diagrams—with barriers—for electrochemical processes at fixed potentials has proven a challenge for the field; here we briefly describe how we accomplish this, while more complete details are in the SI. The free-energy change between elementary steps separated by integer coupled proton-electron steps has been standardized via the computational hydrogen electrode (CHE) approach<sup>35,56</sup>. Here, we adapt this approach to non-integer, non-coupled



**FIG. 2:** Reaction energies and barriers of the Volmer and Heyrovsky reactions fitted to the functional form in eq. (2). The relationship is quadratic for intermediate driving forces and linear for high-magnitude driving forces.

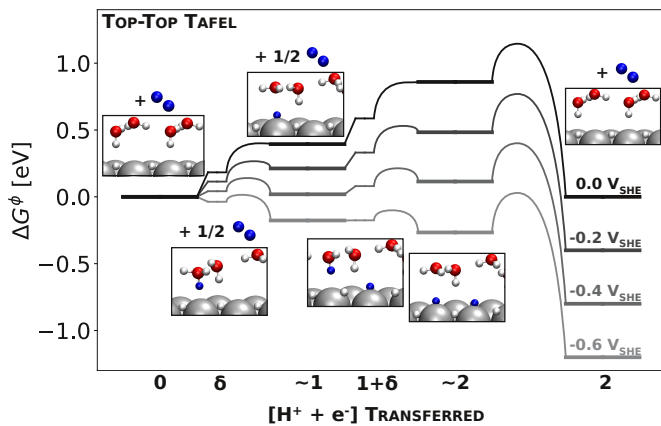
portions of the reaction path, and unify the treatment of all portions of the reaction pathway. First, we note that at a fixed potential  $\phi$ , an elementary step can deviate slightly from an integer electron transfer, as conventionally written. That is, the Volmer step should properly be written as  $* + \text{H}^+ + (1 + \epsilon)e^- \rightarrow \text{H}^*$ , and we modify the CHE equation to properly account for this:

$$\Delta G_{\text{rxn}}^\phi = \mu^\phi[\text{H}^*] - \mu^\phi[*] - \epsilon\mu^\phi[e^-] - \frac{1}{2}\mu^\circ[\text{H}_2] + e\phi$$

where the superscript  $\phi$  indicates the chemical potential ( $\mu$ ) is calculated at electrode potential  $\phi$ , and the term involving  $\epsilon$  accounts for the non-integer charge transfer, which is corrected by the identical Fermi energy of the metal in both states. The above expression effectively decouples proton and electron transfer, and allows for non-integer electron transfer. This is precisely what we need to describe any position along the reaction path—including the transition state—which we can then express as

$$G_{\text{path}}^\phi - G_{\text{IS}}^\phi = \mu^\phi[\text{H}-*] - \mu^\phi[*] + (1-x)\mu^\phi[e^-] - \frac{1}{2}\mu^\circ[\text{H}_2] + e\phi$$

where  $\text{H}-*$  is the reacting complex and  $x$  is the (non-integer) number of electrons the circuit has to provide in order to drive the reaction. In this way, we automatically account for the shuttling of the proton from the bulk to the near-electrode surface, which can be accompanied by a partial charge transfer. This fractional charge transfer has been investigated by Chen and coworkers<sup>57</sup>, who found that the partial charge transfer is not a consequence of self-interaction in DFT<sup>58–62</sup>, but rather due to hybridization of the metal electrode and the protonated water bilayer when the additional proton is located close to the interface. In our calculations, this phenomenon is evident from both Bader charge analysis<sup>63</sup> and the grand-canonical description itself, where the latter indicates that only fractional numbers of electrons need to be injected into the system in order to keep to potential constant throughout the reaction. On our free energy diagrams (*e.g.*, Fig. 3), the free-energy change of



**FIG. 3:** Free energy diagram for the top-top Volmer-Tafel mechanism at  $U \leq 0 V_{\text{SHE}}$ .

this proton-shuttling step is apparent as the shoulder before the barrier. Note that this treatment is completely general for both electrochemical and non-electrochemical steps: we treat the Tafel step identically to the Volmer step, but find that its charge transfer is  $\sim 0$ . In this way, we do not decide *a priori* what is an electrochemical step, but determine this *a posteriori*—that is, by simply examining the resulting charge transfer.

Using this approach, we are able to create thermodynamically consistent free energy diagrams for the competitive pathways in this reaction. In Figure 3 we show the diagram for what these calculations suggest is the dominant reaction pathway: the  $\text{H}_2$  is liberated via the reaction of two top-bound  $\text{H}$ 's in a non-electrochemical release. Diagrams for the competitive pathways are included in the SI; the dominance of the top-top pathway is justified via the microkinetic models described in the following sections of this letter.

The mechanism begins with proton shuttling from the bulk into the metal-solvent interface followed by a Volmer step to form a top-bound  $\text{H}$  species. The initial proton shuttling step is endergonic in free energy at low overpotentials; we interpret this as a consequence of the decreased entropy of the solvated proton in the confined electrochemical double layer relative to its bulk solvated counterpart; the entropic reduction,  $\Delta(TS)$ , is  $-0.3$  to  $-0.4$  eV at room temperature for all studied diffusion steps. Perhaps surprisingly, the free energy diagram is starkly uphill, which is in contrast to the typical theoretical picture of the reaction proceeding through a  $G \sim 0$  hydrogen.

*Microkinetic Models.* We extend the atomistic results above to macroscopic observables via microkinetic models; the implementation details are included in the supporting information. Figure 4 shows the potential-dependent current densities, Tafel slopes and coverages of the three studied mechanisms. The names in the figure refer to the rate-limiting step; all three mechanisms also contain Volmer (proton deposition) steps,

which will become important in the subsequent discussion. The Heyrovsky path has the lowest current over the reported range of potentials and appears to be of little importance except possibly at large overpotentials, discussed later. The Tafel mechanism—limited by  $\text{H}^*$  combination—is the dominant pathway, which is considered for two cases. The top-top mechanism dominates over the broadest range of potentials, although at potentials near the equilibrium potential the top-hollow Tafel may be significant.

Of particular importance in mechanistic studies of electrocatalytic systems are Tafel slopes ( $dU/d\log_{10} j$ ), which reveal the relationship between driving force (potential) and reaction rate (current)<sup>64–66</sup>. We offer an intuitive picture of Tafel slopes for this study. While the full microkinetic model presented in Figure 4 includes all barriers, let's instead assume that the hydrogen-liberating step has a rate equation of

$$r = k^\ddagger a_1 a_2 \quad (3)$$

where  $\{a_i\}$  indicate thermodynamic activities of the reactants. As shown in the supporting information, this rate-limiting step can be expressed as

$$r \propto \exp\left\{-\underbrace{(\Delta G^\ddagger + \Delta G_1 + \Delta G_2)}_{\equiv \Delta G_{\text{net}}}/k_{\text{B}}T\right\}$$

where  $\Delta G^\ddagger$  is the reaction barrier and  $\{\Delta G_i\}$  are from equilibrated reactant activities when  $a_i \ll 1$ . (When  $a_i \sim 1$ , the associated  $\Delta G_i$  drops out of  $\Delta G_{\text{net}}$ .) Since  $j \propto r$ , the Tafel slope is  $dU/d\log r = -k_{\text{B}}T \ln 10 \cdot dU/d(\Delta G_{\text{net}}) = dU/d(\Delta G_{\text{net}}) \cdot 59 \text{ meV/dec}$  (at 298 K). That is, the Tafel slope can be directly inferred from the potential dependence of  $\Delta G_{\text{net}}$ .

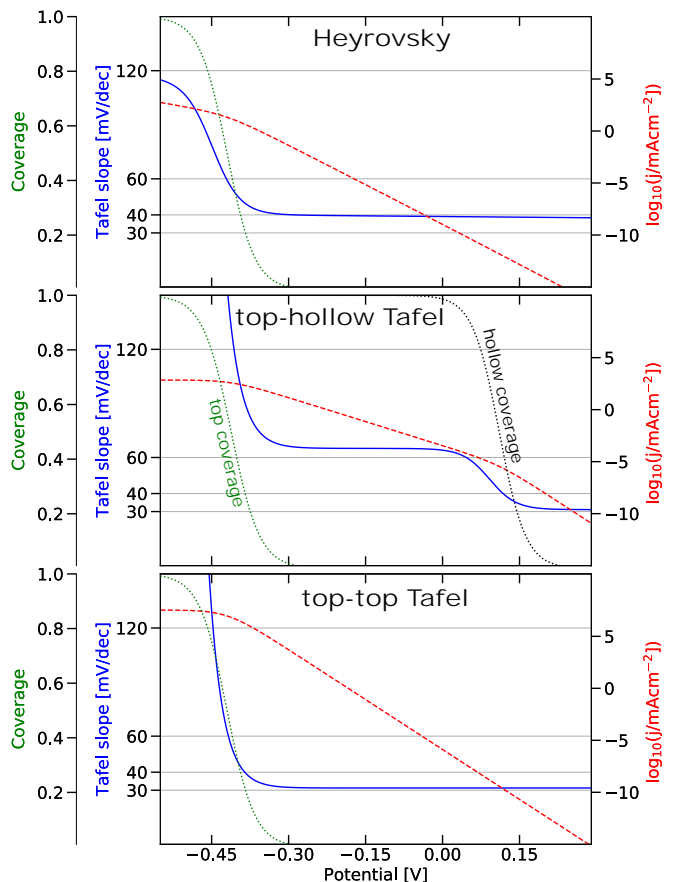
Consider first if the Tafel step ( $\text{H}^* + \text{H}^*$ ) is rate-limiting:  $\Delta G^\ddagger$  is not a function of  $U$ , so the only potential dependence comes from  $a_1 a_2$ , both of which are coverages. When coverages are low ( $\theta \ll 1$ ),  $\Delta G_{\text{net}} = \Delta G_1 + \Delta G_2 \approx 2eU$ , and  $dU/d(\Delta G_{\text{net}}) = 1/2$ , giving a Tafel slope of 30 mV/dec. This matches both the top-top and top-hollow behavior in Figure 4 when coverages are low. However, when a coverage approaches unity, its activity in equation (3) becomes a constant and a factor of  $\Delta G_i$  drops out of  $\Delta G_{\text{net}}$ , giving a slope of 59 meV/dec, as seen in the top-hollow mechanism after the hollow sites saturate. By identical logic, when both coverages approach unity, the rate becomes insensitive to voltage and the Tafel slope  $\rightarrow \infty$ ; we see this at large negative potentials for both top-top and top-hollow. This behavior a priori rules out the hollow-hollow mechanism, which has been proposed in earlier theoretical studies, since the UPD coverage approaches unity at 0  $V_{\text{SHE}}$  in both the results presented here and experimental studies<sup>23–28</sup>. In summary, the rate changes rapidly when coverages change rapidly, which can only occur when coverages are very low; that is, orders-of-magnitude below 1, suggesting that only two weakly-bound  $\text{H}^*$ 's can be responsible for a Tafel slope of 30 mV/dec.

For the Heyrovsky mechanism, the reaction barrier is a function of  $U$  as we calculated in Figures 1–2; by linearizing eq. (2) (about zero driving force) we directly estimate  $\Delta G^\ddagger = \Delta G_0^\ddagger + \beta eU$ , with  $\beta = 0.5$ .  $a_1$  is the activity of a dissolved proton, which is constant at fixed pH, so  $\Delta G_1$  is absent from  $\Delta G_{\text{net}}$ .  $a_2$  is again hydrogen coverage. Therefore, when  $\theta \ll 1$ ,  $\Delta G_{\text{net}} = 1.5eU$  and the Tafel slope is 39 mV/dec, matching that seen in the microkinetic model. When  $\theta \approx 1$ ,  $\Delta G_{\text{net}} = 0.5eU$  and the Tafel slope is 118 mV/dec, matching that seen microkinetically when sites saturate.

Based on this simple analysis, we can conclude that the only way to achieve a Tafel slope of  $\sim 30$  mV/dec is in the limit when both activities correspond to coverages that are changing exponentially. In our analysis, this can only be caused by the weak-binding hydrogens (top-top), and the UPD hydrogen must be a kinetic spectator over most HER potentials.

While the Tafel slopes are in excellent agreement with experimental results, the current densities are not. This is to be expected, for a number of reasons. First, in the absence of an internal reference potential, we use an approximate value of 4.4 V for the absolute standard hydrogen electrode potential; current responds exponentially to potential. Second, it can be challenging to accurately assign the unity activity reference state from limited-size atomistic calculations, affecting pre-factors in transition-state theory. Finally, DFT itself has limited accuracy, and deviations of 0.1–0.2 eV are to be expected. The quadratic dependence of the reaction rate on the coverage makes the reaction rate highly sensitive to the reaction energy of the coverage-determining step (Volmer). A change in reaction energy of the Volmer step by 0.1 eV changes the overpotential to reach  $-10$  mA/cm<sup>2</sup> by 100 mV; this is well within the error of DFT. Moreover, we note that a slight cathodic shift of the reference potential by  $\sim 150$  mV leads to experimentally observed exchange current densities in combination with a Tafel slope of 30 mV dec<sup>-1</sup>. Interestingly, at nearly the same potentials the top-top Tafel mechanism becomes the dominating mechanism and supersedes the top-hollow mechanism, which exhibits higher currents at more anodic potentials.

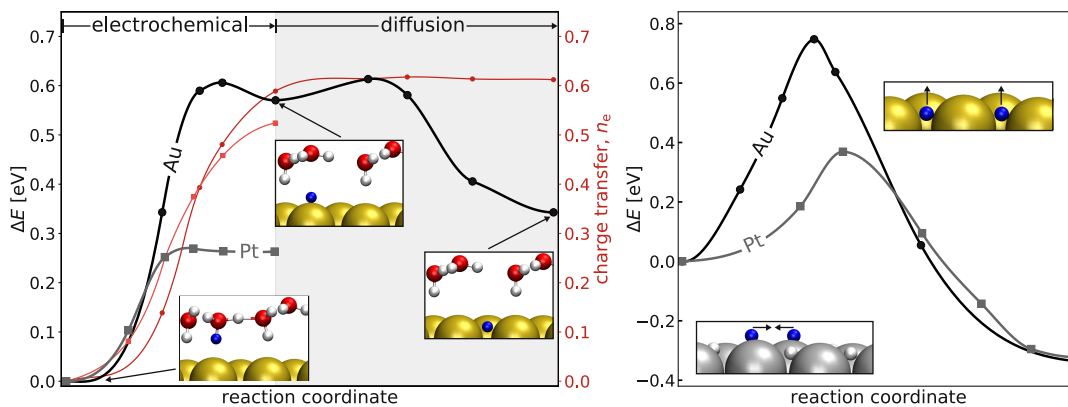
*Why Pt excels.* Although many further refinements can be made to such a model, we now have enough information to understand why platinum excels at the hydrogen evolution reaction. The prevailing view of Pt’s high reactivity is that the hydrogen binding (free) energy is near zero. Simultaneously, much speculation has persisted on the role of the UPD hydrogen atoms: are they kinetically active or merely spectators? However, our analysis makes clear that there must be *two* exponentially varying coverages as driving forces in order to see such high current response to potential (30 mV/dec): this can only occur with hydrogen atoms that bind significantly weaker than  $\Delta G = 0$ ; that is, the top-site hydrogens must be active. This is in agreement with experimental conclusions reached by He and colleagues<sup>67</sup>. The  $G \sim 0$  hydrogens are then kinetically inactive—but do promote the kinetic re-



**FIG. 4:** Coverage-dependent Tafel slopes (blue) and current densities (red) for the three reaction mechanisms considered. The coverages are shown in dotted lines. When applicable, we distinguish between top- and hollow-site coverages.

sponse by allowing for the weaker on-top hydrogens to become kinetically accessible. The weakly-bound hydrogens have both exponentially-varying coverage and a low barrier for the non-electrochemical Tafel step.

This leads to the obvious question: if the role of Pt’s  $G \sim 0$  hydrogen is to allow weaker hydrogen binding, why wouldn’t more noble metals, such as gold, be highly active as well? On such a noble system, we’d expect to have exponentially-varying coverages, and transition-state scaling suggests that we would also have low barriers. However, in Figure 5 we show that despite similar hydrogen-binding energies, both the Tafel and Heyrovsky barriers on Au are significantly higher than on Pt. This is not a deviation from scaling behavior, but is a consequence of the reactions proceeding from *hollow* sites on Au, rather than top sites on Pt. For the proton deposition step on Au, we see the overall energetics are very similar to Pt, but the barrier is *much* higher on Au. We can understand this by examining the reaction pathway and electron-transfer characteristics: to deposit a hydrogen in a hollow site on Au, the reaction must first proceed through an even more weakly bound top site,



**FIG. 5:** (Left) Minimum energy pathways (black) and charge transfer (red) curves for the Volmer step on Pt and Au at the equilibrium potential. The electrochemical reaction is essentially barrierless on both metals, but Au includes an additional surface diffusion step from an on-top site to a neighboring fcc-hollow site. (Right)  $\text{H}_2$  liberation on Au and Pt via a Tafel step. Although the energetics are nearly identical, Au has a much higher barrier due to the hollow, rather than top, site.

before diffusing into the stable hollow site. The diffusive portion of the reaction is not electrochemical, as evidenced by the lack of charge transfer, and thus does not change with applied voltage. Hence, the electrochemical reaction on both metals displays similar characteristics (*i.e.*, symmetry factor close to unity), but the intrinsic reaction barrier on Au(111) is significantly higher. Here, this raises the effective barrier on Au from essentially no “extra” barrier (beyond  $\Delta E$ ) on Pt, to  $\sim 0.35$  eV extra barrier on Au. Indeed, both our calculations (see supplementary material) and experimental studies<sup>68,69</sup> suggest that Volmer is the rate-limiting step of the reaction. The  $\text{H}_2$ -liberating Tafel reaction is not electrochemical and the energetics on Au and Pt are nearly identical; however, the barrier on Au is higher by nearly a factor of 2. The reaction from the hollow sites on Au follows a high-energy stretch which is predominantly perpendicular to the surface; while the reaction from Pt’s top sites follows lower-energy lateral bending modes; we quantitatively project the reaction path onto these normal modes in the SI. Thus, although Au’s reactive hydrogens have nearly identical binding energies to Pt, the hollow sites available on Au have intrinsically more challenging reaction paths, which rationalizes the much higher reactivity

of Pt at similar binding energies.

Thus, the role of the  $G \sim 0$  hydrogens in Pt—which are experimentally observed as a capacitive event just before the onset of HER—is to *both* weaken the hydrogen bonding strength *and* allow reactions to proceed through a more facile, on-top, mechanism. Thus, we can understand why Pt is so uniquely reactive: more noble metals are forced into a hollow–hollow mechanism that carries kinetic penalties, while more reactive metals—which can employ the top–top mechanism—will also have higher Tafel barriers (via scaling) and further would bind hydrogen too strongly to have exponentially variable coverages, giving sluggish current responses. We hope that these insights can lead to the atomic-scale design of alternative catalysts with activities that rival Pt.

We gratefully acknowledge funding from the Office of Naval Research, award N00014-16-1-2355. We would also like to thank Tim Mueller, Chenyang Li, Peter Weber and Maxime Van den Bossche for their valuable input. High-performance computational work was carried out at the Center for Computation & Visualization (CCV) at Brown University.

\* andrew.peterson@brown.edu

<sup>1</sup> “Special Report on Global Warming of  $1.5^\circ\text{C}$  (SR15),” tech. rep., Intergovernmental Panel on Climate Change (IPCC), 2018.

<sup>2</sup> H. Fei, J. Dong, M. J. Arellano-Jiménez, G. Ye, N. Dong Kim, E. L. Samuel, Z. Peng, Z. Zhu, F. Qin, J. Bao, M. J. Yacaman, P. M. Ajayan, D. Chen, and J. M. Tour, “Atomic cobalt on nitrogen-doped graphene for hydrogen generation,” *Nature Communications*, vol. 6, pp. 1–8, 2015.

<sup>3</sup> C. Wu and J. Li, “Unique Hierarchical  $\text{Mo}_2\text{C}/\text{C}$  Nanosheet Hybrids as Active Electrocatalyst for Hydrogen Evolution

Reaction,” *ACS Applied Materials & Interfaces*, vol. 9, no. 47, pp. 41314–41322, 2017.

<sup>4</sup> P. Jiang, Y. Yang, R. Shi, G. Xia, J. Chen, J. Su, and Q. Chen, “Pt-like electrocatalytic behavior of Ru– $\text{MoO}_2$  nanocomposites for the hydrogen evolution reaction,” *Journal of Materials Chemistry A*, vol. 5, no. 11, pp. 5475–5485, 2017.

<sup>5</sup> P. C. K. Vesborg and T. F. Jaramillo, “Addressing the terawatt challenge: scalability in the supply of chemical elements for renewable energy,” *RSC Advances*, vol. 2, pp. 7933–7947, 2012.

- <sup>6</sup> R. Parsons, "The rate of electrolytic hydrogen evolution and the heat of adsorption of hydrogen," *Transactions of the Faraday Society*, vol. 54, pp. 1053–1063, 1958.
- <sup>7</sup> S. Trasatti, "Work function, electronegativity, and electrochemical behaviour of metals: III. Electrolytic hydrogen evolution in acid solutions," *Journal of Electroanalytical Chemistry and Interfacial Electrochemistry*, vol. 39, no. 1, pp. 163–184, 1972.
- <sup>8</sup> J. K. Nørskov, T. Bligaard, A. Logadottir, J. R. Kitchin, J. G. Chen, S. Pandelov, and U. Stimming, "Trends in the Exchange Current for Hydrogen Evolution," *Journal of The Electrochemical Society*, vol. 152, no. 3, p. J23, 2005.
- <sup>9</sup> J. Greeley, T. F. Jaramillo, J. Bonde, I. Chorkendorff, and J. K. Nørskov, "Computational high-throughput screening of electrocatalytic materials for hydrogen evolution," *Nature Materials*, vol. 5, no. 11, pp. 909–913, 2006.
- <sup>10</sup> P. Sabatier, "Hydrogénations et déshydrogénations par catalyse," *Berichte der Deutschen Chemischen Gesellschaft*, vol. 44, 1911.
- <sup>11</sup> T. R. Hellstern, J. Kibsgaard, C. Tsai, D. W. Palm, L. A. King, F. Abild-Pedersen, and T. F. Jaramillo, "Investigating catalyst-support interactions to improve the hydrogen evolution reaction activity of thiomolybdate [Mo<sub>3</sub>S<sub>13</sub>]<sub>2</sub>-Nanoclusters," *ACS Catalysis*, vol. 7, no. 10, pp. 7126–7130, 2017.
- <sup>12</sup> B. Hinnemann, P. G. Moses, J. Bonde, K. P. Jorgensen, J. H. Nielsen, S. Horch, I. Chorkendorff, and J. K. Nørskov, "Biomimetic hydrogen evolution: MoS<sub>2</sub> nanoparticles as catalyst for hydrogen evolution," *Journal of the American Chemical Society*, vol. 127, no. 15, pp. 5308–5309, 2005.
- <sup>13</sup> T. F. Jaramillo, K. P. Jorgensen, J. Bonde, J. H. Nielsen, S. Horch, and I. Chorkendorff, "Identification of active edge sites for electrochemical H<sub>2</sub> evolution from MoS<sub>2</sub> nanocatalysts," *Science*, vol. 317, no. 5834, pp. 100–102, 2007.
- <sup>14</sup> I. Roger, M. A. Shipman, and M. D. Symes, "Earth-abundant catalysts for electrochemical and photoelectrochemical water splitting," *Nature Reviews Chemistry*, vol. 1, p. 0003, 2017.
- <sup>15</sup> Z. Chen, D. Cummins, B. N. Reinecke, E. Clark, M. K. Sunkara, and T. F. Jaramillo, "Core-shell MoO<sub>3</sub>-MoS<sub>2</sub> Nanowires for Hydrogen Evolution: A Functional Design for Electrocatalytic Materials," *Nano Letters*, vol. 11, no. 10, pp. 4168–4175, 2011.
- <sup>16</sup> C. C. L. McCrory, S. Jung, I. M. Ferrer, S. M. Chatman, J. C. Peters, and T. F. Jaramillo, "Benchmarking Hydrogen Evolving Reaction and Oxygen Evolving Reaction Electrocatalysts for Solar Water Splitting Devices," *Journal of the American Chemical Society*, vol. 137, no. 13, pp. 4347–4357, 2015.
- <sup>17</sup> J. D. Benck, T. R. Hellstern, J. Kibsgaard, P. Chakhranont, and T. F. Jaramillo, "Catalyzing the Hydrogen Evolution Reaction (HER) with Molybdenum Sulfide Nanomaterials," *ACS Catalysis*, vol. 4, no. 11, pp. 3957–3971, 2014.
- <sup>18</sup> J. Bonde, P. G. Moses, T. F. Jaramillo, J. K. Nørskov, and I. Chorkendorff, "Hydrogen evolution on nano-particulate transition metal sulfides," *Faraday Discuss.*, vol. 140, pp. 219–231, 2008.
- <sup>19</sup> L. MacDonald, J. C. McGlynn, N. Irvine, I. Alshibane, L. G. Bloor, B. Rausch, J. S. J. Hargreaves, and L. Cronin, "Using earth abundant materials for the catalytic evolution of hydrogen from electron-coupled proton buffers," *Sustainable Energy Fuels*, pp. 1782–1787, 2017.
- <sup>20</sup> S. Zhang, B. V. Chowdari, Z. Wen, J. Jin, and J. Yang, "Constructing Highly Oriented Configuration by Few-Layer MoS<sub>2</sub>: Toward High-Performance Lithium-Ion Batteries and Hydrogen Evolution Reactions," *ACS Nano*, vol. 9, no. 12, pp. 12464–12472, 2015.
- <sup>21</sup> G. Henkelman and H. Jónsson, "Improved tangent estimate in the nudged elastic band method for finding minimum energy paths and saddle points," *The Journal of Chemical Physics*, vol. 113, no. 22, pp. 9978–9985, 2000.
- <sup>22</sup> G. Henkelman, B. P. Uberuaga, and H. Jónsson, "A climbing image nudged elastic band method for finding saddle points and minimum energy paths," *The Journal of Chemical Physics*, vol. 113, no. 22, pp. 9901–9904, 2000.
- <sup>23</sup> H. Ogasawara and M. Ito, "Hydrogen adsorption on Pt(100), Pt(110), Pt(111) and Pt(1111) electrode surfaces studied by in situ infrared reflection absorption spectroscopy," *Chemical Physics Letters*, vol. 221, no. 3–4, pp. 213–218, 1994.
- <sup>24</sup> N. M. Marković, S. T. Sarraf, H. A. Gasteiger, and P. N. Ross, "Surfaces in Alkaline Solution," *Journal of the Chemical Society, Faraday Transactions*, vol. 92, no. 20, pp. 3719–3725, 1996.
- <sup>25</sup> S. Morin, H. Dumont, and B. E. Conway, "Evaluation of the effect of two-dimensional geometry of Pt single-crystal faces on the kinetics of up of H using impedance spectroscopy," *Journal of Electroanalytical Chemistry*, vol. 412, no. 1–2, pp. 39–52, 1996.
- <sup>26</sup> B. E. Conway, J. Barber, and S. Morin, "Comparative evaluation of surface structure specificity of kinetics of UPD and OPD of H at single-crystal Pt electrodes," *Electrochimica Acta*, vol. 44, no. 6–7, pp. 1109–1125, 1998.
- <sup>27</sup> E. Herrero, L. J. Buller, and H. D. Abruña, "Underpotential deposition at single crystal surfaces of Au, Pt, Ag and other materials," *Chemical Reviews*, vol. 101, no. 7, pp. 1897–1930, 2001.
- <sup>28</sup> B. Losiewicz, R. Jurczakowski, and A. Lasia, "Kinetics of hydrogen underpotential deposition at polycrystalline platinum in acidic solutions," *Electrochimica Acta*, vol. 80, pp. 292–301, 2012.
- <sup>29</sup> J. Greeley and M. Mavrikakis, "Surface and subsurface hydrogen: Adsorption properties on transition metals and near-surface alloys," *Journal of Physical Chemistry B*, vol. 109, no. 8, pp. 3460–3471, 2005.
- <sup>30</sup> E. Skúlason, V. Tripkovic, M. E. Björketun, S. Gudmundsdóttir, G. Karlberg, J. Rossmeisl, T. Bligaard, H. Jónsson, and J. K. Nørskov, "Modeling the Electrochemical Hydrogen Oxidation and Evolution Reactions on the Basis of Density Functional Theory Calculations," *The Journal of Physical Chemistry C*, vol. 114, pp. 18182–18197, oct 2010.
- <sup>31</sup> E. Santos, P. Hindelang, P. Quaino, E. N. Schulz, G. Soldano, and W. Schmickler, "Hydrogen Electrocatalysis on Single Crystals and on Nanostructured Electrodes," *ChemPhysChem*, vol. 12, pp. 2274–2279, aug 2011.
- <sup>32</sup> R. Gomez, A. Fernandez-Vega, J. M. Feliu, and A. Aldaz, "Hydrogen evolution on platinum single crystal surfaces: effects of irreversibly adsorbed bismuth and antimony on hydrogen adsorption and evolution on platinum (100)," *The Journal of Physical Chemistry*, vol. 97, no. 18, pp. 4769–4776, 1993.
- <sup>33</sup> P. Hohenberg and W. Kohn, "Inhomogeneous Electron Gas," *Phys. Rev.*, vol. 136, pp. B864–B871, nov 1964.
- <sup>34</sup> W. Kohn and L. J. Sham, "Self-Consistent Equations Including Exchange and Correlation Effects," *Phys. Rev.*,

- vol. 140, pp. A1133—A1138, nov 1965.
- <sup>35</sup> J. K. Nørskov, J. Rossmeisl, A. Logadottir, L. Lindqvist, J. R. Kitchin, T. Bligaard, and H. Jónsson, “Origin of the Overpotential for Oxygen Reduction at a Fuel-Cell Cathode,” *The Journal of Physical Chemistry B*, vol. 108, no. 46, pp. 17886–17892, 2004.
- <sup>36</sup> K. Chan and J. K. Nørskov, “Electrochemical barriers made simple,” *The Journal of Physical Chemistry Letters*, vol. 6, no. 14, pp. 2663–2668, 2015.
- <sup>37</sup> A. Y. Lozovoi, A. Alavi, J. Kohanoff, and R. M. Lynden-Bell, “Ab initio simulation of charged slabs at constant chemical potential,” *The Journal of Chemical Physics*, vol. 115, pp. 1661–1669, jul 2001.
- <sup>38</sup> M. Otani and O. Sugino, “First-principles calculations of charged surfaces and interfaces: A plane-wave nonrepeated slab approach,” *Phys. Rev. B*, vol. 73, p. 115407, mar 2006.
- <sup>39</sup> C. D. Taylor, S. A. Wasileski, J.-S. Filhol, and M. Neurock, “First principles reaction modeling of the electrochemical interface: Consideration and calculation of a tunable surface potential from atomic and electronic structure,” *Phys. Rev. B*, vol. 73, p. 165402, apr 2006.
- <sup>40</sup> R. Jinnouchi and A. B. Anderson, “Electronic structure calculations of liquid-solid interfaces: Combination of density functional theory and modified Poisson-Boltzmann theory,” *Physical Review B*, vol. 77, p. 245417, jun 2008.
- <sup>41</sup> K. Letchworth-Weaver and T. A. Arias, “Joint density functional theory of the electrode-electrolyte interface: Application to fixed electrode potentials, interfacial capacitances, and potentials of zero charge,” *Physical Review B*, vol. 86, p. 075140, aug 2012.
- <sup>42</sup> J. D. Goodpaster, A. T. Bell, and M. Head-Gordon, “Identification of Possible Pathways for C–C Bond Formation during Electrochemical Reduction of CO<sub>2</sub>: New Theoretical Insights from an Improved Electrochemical Model,” *The Journal of Physical Chemistry Letters*, vol. 7, no. 8, pp. 1471–1477, 2016.
- <sup>43</sup> R. Sundararaman, W. A. Goddard III, and T. A. Arias, “Grand canonical electronic density-functional theory: Algorithms and applications to electrochemistry,” *The Journal of Chemical Physics*, vol. 146, no. 11, p. 114104, 2017.
- <sup>44</sup> G. Kastlunger, P. Lindgren, and A. A. Peterson, “Controlled-potential simulation of elementary electrochemical reactions : proton discharge on metal surfaces,” *The Journal of Physical Chemistry C*, vol. 122, pp. 12771–12781, 2018.
- <sup>45</sup> A. Bouzid and A. Pasquarello, “Atomic-Scale Simulation of Electrochemical Processes at Electrode/Water Interfaces under Referenced Bias Potential,” *Journal of Physical Chemistry Letters*, vol. 9, no. 8, pp. 1880–1884, 2018.
- <sup>46</sup> M. M. Melander, M. J. Kuisma, T. E. K. Christensen, and K. Honkala, “Grand-canonical approach to density functional theory of electrocatalytic systems: Thermodynamics of solid-liquid interfaces at constant ion and electrode potentials,” *The Journal of Chemical Physics*, vol. 150, no. 4, p. 041706, 2019.
- <sup>47</sup> R. A. Marcus, “On the theory of oxidation-reduction reactions involving electron transfer. I,” *The Journal of Chemical Physics*, vol. 24, no. 5, pp. 966–978, 1956.
- <sup>48</sup> R. A. Marcus, “On the Theory of Electron-Transfer Reactions. VI. Unified Treatment for Homogeneous and Electrode Reactions,” *The Journal of Chemical Physics*, vol. 43, pp. 679–701, jul 1965.
- <sup>49</sup> G. S. Hammond, “A correlation of reaction rates,” *Journal of the American Chemical Society*, vol. 77, no. 2, pp. 334–338, 1955.
- <sup>50</sup> J. N. Brønsted, “Acid and basic catalysis,” *Chemical Reviews*, vol. 10, no. 1, pp. 213–227, 1932.
- <sup>51</sup> M. G. Evans and M. Polanyi, “Inertia and Driving Force of Chemical Reactions,” *Transactions of the Faraday Society*, vol. 34, pp. 11–24, 1938.
- <sup>52</sup> T. Bligaard, J. K. Nørskov, S. Dahl, J. Matthiesen, C. H. Christensen, and J. Sehested, “The Brønsted-Evans-Polanyi relation and the volcano curve in heterogeneous catalysis,” *Journal of Catalysis*, vol. 224, no. 1, pp. 206–217, 2004.
- <sup>53</sup> R. Alcalá, M. Mavrikakis, and J. A. Dumesic, “DFT studies for cleavage of C-C and C-O bonds in surface species derived from ethanol on Pt(111),” *Journal of Catalysis*, vol. 218, no. 1, pp. 178–190, 2003.
- <sup>54</sup> S. Wang, V. Petzold, V. Tripkovic, J. Kleis, J. G. Howalt, E. Skúlason, E. M. Fernández, B. Hvolbæk, G. Jones, A. Tofte Lund, H. Falsig, M. Björketun, F. Studt, F. Abild-Pedersen, J. Rossmeisl, J. K. Nørskov, and T. Bligaard, “Universal transition state scaling relations for (de)hydrogenation over transition metals,” *Physical Chemistry Chemical Physics*, vol. 13, no. 46, pp. 20760–20765, 2011.
- <sup>55</sup> J. E. Sutton and D. G. Vlachos, “A theoretical and computational analysis of linear free energy relations for the estimation of activation energies,” *ACS Catalysis*, vol. 2, no. 8, pp. 1624–1634, 2012.
- <sup>56</sup> A. A. Peterson, F. Abild-Pedersen, F. Studt, J. Rossmeisl, and J. K. Nørskov, “How copper catalyzes the electroreduction of carbon dioxide into hydrocarbon fuels,” *Energy & Environmental Science*, vol. 3, no. 9, p. 1311, 2010.
- <sup>57</sup> L. D. Chen, M. Bajdich, J. M. P. Martinez, C. M. Krauter, J. A. Gauthier, E. A. Carter, A. C. Luntz, K. Chan, and J. K. Nørskov, “Understanding the apparent fractional charge of protons in the aqueous electrochemical double layer,” *Nature Communications*, vol. 9, no. 1, p. 3202, 2018.
- <sup>58</sup> J. P. Perdew and A. Zunger, “Self-interaction correction to density-functional approximations for many-electron systems,” *Physical Review B*, vol. 23, pp. 5048–5079, may 1981.
- <sup>59</sup> J. Gräfenstein, E. Kraka, and D. Cremer, “Effect of the self-interaction error for three-electron bonds: On the development of new exchange-correlation functionals,” *Phys. Chem. Chem. Phys.*, vol. 6, pp. 1096–1112, mar 2004.
- <sup>60</sup> C. Toher, A. Filippetti, S. Sanvito, and K. Burke, “Self-Interaction Errors in Density-Functional Calculations of Electronic Transport,” *Physical Review Letters*, vol. 95, p. 146402, sep 2005.
- <sup>61</sup> R. Stadler, J. Cornil, and V. Geskin, “Electron transfer through a single barrier inside a molecule: From strong to weak coupling,” *Journal of Chemical Physics*, vol. 137, p. 074110, aug 2012.
- <sup>62</sup> G. Kastlunger and R. Stadler, “Charge localization on a redox-active single-molecule junction and its influence on coherent electron transport,” *Physical Review B*, vol. 88, p. 035418, jul 2013.
- <sup>63</sup> G. Henkelman, A. Arnaldsson, and H. Jónsson, “A fast and robust algorithm for Bader decomposition of charge density,” *Computational Materials Science*, vol. 36, no. 3, pp. 354–360, 2006.
- <sup>64</sup> S. Fletcher, “Tafel slopes from first principles,” *Journal of Solid State Electrochemistry*, vol. 13, no. 4, pp. 537–549, 2009.



- <sup>65</sup> T. Shinagawa, A. T. Garcia-Esparza, and K. Takanahe, “Insight on Tafel slopes from a microkinetic analysis of aqueous electrocatalysis for energy conversion,” *Scientific Reports*, vol. 5, no. September, pp. 1–21, 2015.
- <sup>66</sup> I. Ledezma-Yanez, W. D. Z. Wallace, P. Sebastián-Pascual, V. Climent, J. M. Feliu, and M. T. M. Koper, “Interfacial water reorganization as a pH-dependent descriptor of the hydrogen evolution rate on platinum electrodes,” *Nature Energy*, vol. 2, p. 17031, mar 2017.
- <sup>67</sup> Z.-D. He, J. Wei, Y.-X. Chen, E. Santos, and W. Schmickler, “Hydrogen evolution at Pt(111) – activation energy, frequency factor and hydrogen repulsion,” *Electrochimica Acta*, vol. 255, pp. 391–395, nov 2017.
- <sup>68</sup> A. Kahyarian, B. Brown, and S. Nestic, “Mechanism of the Hydrogen Evolution Reaction in Mildly Acidic Environments on Gold,” *Journal of The Electrochemical Society*, vol. 164, no. 6, pp. H365–H374, 2017.
- <sup>69</sup> L. A. Khanova and L. I. Kríšťalík, “Kinetics of the hydrogen evolution reaction on gold electrode. A new case of the barrierless discharge,” *Journal of Electroanalytical Chemistry*, vol. 660, no. 2, pp. 224–229, 2011.
- <sup>70</sup> J. J. Mortensen, L. B. Hansen, and K. W. Jacobsen, “Real-space grid implementation of the projector augmented wave method,” *Phys. Rev. B*, vol. 71, p. 35109, jan 2005.
- <sup>71</sup> J. Enkovaara, C. Rostgaard, J. J. Mortensen, J. Chen, M. Dulak, L. Ferrighi, J. Gavnholt, C. Glinsvad, V. Haikola, H. A. Hansen, H. H. Kristoffersen, M. Kuisma, A. H. Larsen, L. Lehtovaara, M. Ljungberg, O. Lopez-Acevedo, P. G. Moses, J. Ojanen, T. Olsen, V. Petzold, N. A. Romero, J. Stausholm-Møller, M. Strange, G. A. Tritsarlis, M. Vanin, M. Walter, B. Hammer, H. Häkkinen, G. K. H. Madsen, R. M. Nieminen, J. K. Nørskov, M. Puska, T. T. Rantala, J. Schiøtz, K. S. Thygesen, and K. W. Jacobsen, “Electronic structure calculations with GPAW: a real-space implementation of the projector augmented-wave method,” *Journal of Physics: Condensed Matter*, vol. 22, no. 25, p. 253202, 2010.
- <sup>72</sup> A. Held and M. Walter, “Simplified continuum solvent model with a smooth cavity based on volumetric data,” *The Journal of Chemical Physics*, vol. 141, no. 17, p. 174108, 2014.
- <sup>73</sup> S. Schnur and A. Groß, “Properties of metal–water interfaces studied from first principles,” *New Journal of Physics*, vol. 11, p. 125003, dec 2009.
- <sup>74</sup> K. Tonigold and A. Groß, “Dispersive interactions in water bilayers at metallic surfaces: A comparison of the PBE and RPBE functional including semiempirical dispersion corrections,” *Journal of Computational Chemistry*, vol. 33, pp. 695–701, mar 2012.
- <sup>75</sup> S. Sakong, K. Forster-Tonigold, and A. Groß, “The structure of water at a Pt(111) electrode and the potential of zero charge studied from first principles,” *The Journal of Chemical Physics*, vol. 144, p. 194701, may 2016.
- <sup>76</sup> M. Van den Bossche, E. Skúlason, C. Rose-Petruck, and H. Jónsson, “Assessment of constant-potential implicit solvation calculations of electrochemical energy barriers for h2 evolution on pt,” *The Journal of Physical Chemistry C*, vol. 123, no. 7, pp. 4116–4124, 2019.
- <sup>77</sup> L. Bengtsson, “Dipole correction for surface supercell calculations,” *Phys. Rev. B*, vol. 59, no. 19, pp. 12301–12304, 1999.
- <sup>78</sup> J. P. Perdew, K. Burke, and M. Ernzerhof, “Generalized gradient approximation made simple,” *Physical Review Letters*, vol. 77, no. 18, pp. 3865–3868, 1996.

## METHODS

We use the Solvated Jellium (SJ) method to incorporate potential into *ab initio* electronic structure calculations. This method, which has been published elsewhere<sup>44</sup>, allows for the addition/subtraction of electrons (or fractions thereof) to/from the unit cell in order to keep the electrode potential constant. The SJ method is implemented in the GPAW<sup>70,71</sup> electronic structure code and allows for systematic and selective charging of the metal-solvent interface. The dipole-induced electric field is screened with implicit and explicit water, where the implicit solvent module is a grid-based model developed by Held and Walter<sup>72</sup>. The explicit water is modeled as a hexagonal, icelike structure with an H-down geometry (*i.e.* every other water molecule has a hydrogen atom pointing towards the surface). This interfacial water geometry has been shown to be the most stable geometry for protonated, that is, acidic water bilayers, at the potentials of interest for HER<sup>44,73–75</sup>. The reaction pathways are all performed at constant potential, and the relevant energy comparison is therefore the energy at constant potential (often referred to as  $\Omega^{37-46,76}$ ),

$$E^\phi = E^{N_e} + N_e \Phi_e, \quad (4)$$

where  $E^{N_e}$  is the constant-charge (canonical) potential energy at an applied charge of  $-N_e$ , corresponding to  $\phi$ . The post-processing correction term includes the electrode work function,  $\Phi_e$  (in the article also noted as  $-\mu_{e^-}^\phi$ ), and the number of added/subtracted electrons  $N_e$ . In the complete free energy reaction diagrams presented in the main article, free energy contributions are included via normal mode analysis in the harmonic limit at 298 K<sup>56</sup>

$$\Delta G^\phi = \Delta E^\phi + \Delta ZPE + \int_0^T C_p dT - T\Delta S, \quad (5)$$

where  $\Delta G^\phi$  is the free energy at constant potential composed of  $\Delta E^\phi$  (eq. 4) extrapolated to 0 K and vibrational free energy corrections calculated from normal mode analyses in a harmonic approximation. We observe one imaginary frequency at the transition state for each elementary reaction. This imaginary frequency represents an M-H or O-H stretch—the intuitive saddle point geometries for these reactions.

The Pt(111) electrode is modeled as a 3x2x3 slab, where the bottom layer is fixed at the optimized lattice constant (3.97 Å). The systems are sampled on a 4x6x1  $\mathbf{k}$ -point mesh. The unit cell is 30 Å in the  $z$ -direction and periodic in  $xy$ , and a dipole-correction<sup>77</sup> is included in the  $z$ -direction. All calculations are performed at the generalized gradient approximation (GGA) level with the Perdew-Burke-Ernzerhof (PBE)<sup>78</sup> exchange-correlation functional. The reaction barriers are calculated using the climbing-image nudged elastic band (CI-NEB)<sup>21,22</sup>

approach, and all systems were relaxed until the forces acting on each unconstrained atom were below  $0.05 \text{ eV}/\text{\AA}$

and  $0.03 \text{ eV}/\text{\AA}$  for kinetic barriers and stable endstates, respectively. A schematic of a typical unit cell is shown in the supporting information.